

2009

Missouri

**Property & Casualty
Supplement Report**

**Statistics Section
May 2010**



DIFP

Jeremiah W. (Jay) Nixon
Governor

Department of Insurance,
Financial Institutions &
Professional Registration

John M. Huff
Director

MISSOURI
PROPERTY & CASUALTY
SUPPLEMENT
REPORT
2009

Department of Insurance, Financial Institutions & Professional Registration
Statistics Section
May 2010

PREFACE

The **2009 Missouri Property & Casualty Supplement Report** presents data collected by the Department of Insurance, Financial Institutions & Professional Registration from companies that file supplements to the Page 19 of the annual statement for Missouri for 2009. This form is used to collect data in greater detail than reported in the 2009 Annual Statements. All property and casualty companies are required to complete this form per 20 CSR 200-1.037, 374.040 RSMo., and 374.045 RSMo.

The enclosed documentation, by company, provides information for each line of business specified on the Supplement to Page 19, with company profiles listed by their market share ranking. Charts have been included in this publication for each line of business. The first chart shows the total market share of the top 5 and top 10 companies, for the last five years. The second chart shows a total loss ratio, by line of business, for the last five years.

This publication also includes Historical Trends, By Line of Business. This section provides historical data, by line of business, for the last ten years.

While every effort has been made to assure that all significant errors and omissions in the supplement data have been identified and resolved, the accuracy of the report depends on the accuracy of the information filed by each company.

The **2009 Missouri Property & Casualty Supplement Report** is published by the Statistics Section, Division of Market Regulation, Department of Insurance, Financial Institutions & Professional Registration. Additional copies can be received by sending a written request, along with payment of \$35.00 per copy, to the Department of Insurance, Financial Institutions & Professional Registration, P.O. Box 690, Jefferson City, MO 65102-0690. The Department of Insurance, Financial Institutions & Professional Registration's web site is 'www.difp.mo.gov'.

Other Publications

Available from the Missouri Department of Insurance, Financial Institutions & Professional Registration

The Department of Insurance, Financial Institutions & Professional Registration publishes the following reports. These reports are available by sending a written request along with \$35 to:

Department of Insurance, Financial Institutions & Professional Registration
P.O. Box 690
Jefferson City, MO 65102-0690

1. **Missouri Complaint Index Report**
summary information: <http://www.insurance.mo.gov/reports/complaint/index.htm>
2. **Missouri Department of Insurance Annual Report**
summary information: http://www.insurance.mo.gov/aboutMDI/annual_report.htm
3. **Missouri Legal Malpractice (Closed Claim) Report**
summary information: <http://www.insurance.mo.gov/reports/legmal/index.htm>
4. **Missouri Life, Accident & Health Supplement Data**
summary information: <http://www.insurance.mo.gov/reports/suppdata.htm>
5. **Missouri Market Share Report**
summary information: <http://www.insurance.mo.gov/reports/mktshr.htm>
6. **Missouri Medical Malpractice (Closed Claim) Report**
summary information: <http://www.insurance.mo.gov/reports/medmal/index.htm>
7. **Missouri Product Liability (Closed Claim) Report**
summary information: <http://www.insurance.mo.gov/reports/prodliab/index.htm>
8. **Missouri Real Estate Malpractice (Closed Claim) Report**
summary information: <http://www.insurance.mo.gov/reports/remal/index.htm>
9. **Mortgage Guaranty Report**
summary information: <http://www.insurance.mo.gov/reports/mortguar/index.htm>
10. **Private Passenger Automobile Report**
summary information: <http://www.insurance.mo.gov/reports/ppauto.pdf>
11. **Missouri Health Maintenance Organization Report**
summary information: <http://www.insurance.mo.gov/reports/hmo/index.htm>

Databases: For more information: <http://www.insurance.mo.gov/reports/index.htm#aggdata>

1. Medicare Supplement Experience Data
2. Commercial Liability Experience Data
3. Missouri **Zip Code Insurance Data** for:
 - Homeowners/Dwelling Fire,
 - Farmowners (dwelling only),
 - Mobile Home,
 - Earthquake, and
 - Private Passenger Automobile

Some data is available to the public for a fee by special request only. For additional information, contact the **Statistics Section at (573) 751-4126**.

TABLE OF CONTENTS

Supplement to Page 19 of Annual Statement Form	3
Definition of Terms	5
Description of Lines of Business	7
Historical Trends By Line of Business	13
Total Property & Casualty Insurance By Line of Business	37
Property & Casualty Insurance by Company By Line of Business	
Dwelling Fire & Allied Lines	41
Commercial Fire & Allied Lines	45
Farm Fire & Allied Lines	50
Farm Owners Multi-Peril	52
Home Owners Multi-Peril	54
Dwelling Owners Multi-Peril (ACV)	59
Commercial Multi-Peril	61
Mobile Homes	67
Growing Crops	69
Ocean Marine	71
Inland Marine (Including Auto Cargo)	74
Financial Guaranty	82
Medical Malpractice Liability (Physicians & Surgeons)	84
Medical Malpractice Liability (Dentists)	86
Medical Malpractice Liability (Nurses)	88
Medical Malpractice Liability (Hospitals)	90
Medical Malpractice Liability (Managed Care Organization Errors & Omissions)	92
Medical Malpractice Liability (Other)	94
Earthquake	96
All Accident & Health	101
Direct Workers Compensation	104
Other Liability (Bodily Injury & Property Damage)	111
Other Liability (Warranty Programs/Service Contracts)	120
Excess Workers Compensation	122
Product Liability (Bodily Injury & Property Damage)	124
Private Passenger (Auto Liability Bodily Injury)	129

Private Passenger (Auto Liability Property Damage)	135
Private Passenger (Auto Medical Payments)	141
Private Passenger (Uninsured Motorists)	146
Private Passenger (Underinsured Motorists)	151
Private Passenger (Acc. Death & Disability/Dismemberment)	155
Commercial Auto Liability (Bodily Injury)	157
Commercial Auto Liability (Property Damage)	164
Commercial Auto Liability (Medical Payments)	170
Commercial Auto Liability (Uninsured/Underinsured Motorist)	175
Private Passenger (Auto Comprehensive)	180
Private Passenger (Auto Collision)	186
Commercial Auto Liability (Comprehensive)	192
Commercial Auto Liability (Collision)	198
Aircraft	204
Fidelity	206
Surety	210
Glass	215
Burglary & Theft	217
Boiler & Machinery	221
Credit Property (Excluding V.S.I.)	225
Credit Casualty	227
Credit Unemployment	229
Vender/Lenders Single Interest, Collateral Protection, Etc.	231
Mortgage Guaranty	233
Title	235
Professional Liability (excluding Lawyers Malpractice & Real Estate Malpractice)	237
Lawyers Malpractice	239
Real Estate Malpractice	241
Umbrella	243
Other Specific	245
National Flood Insurance Program	247
Federal Crop Insurance Corporation	249
Total Medical Malpractice Insurance	253
Total Homeowners Insurance	257
Total Private Passenger Auto Insurance	263
Total Commercial Auto Insurance	271
Total All Business in Missouri	279

Property & Casualty Companies Mail Addresses & Telephone Numbers 295

**SAMPLE COPY
OF
SUPPLEMENT TO PAGE 19
OF
ANNUAL STATEMENT
FOR YEAR ENDING
DECEMBER 31, 2009**



MISSOURI DEPARTMENT OF INSURANCE,
 FINANCIAL INSTITUTIONS AND PROFESSIONAL
 REGISTRATION
**SUPPLEMENT TO PAGE 19 OF
 ANNUAL STATEMENT FOR YEAR ENDING
 DECEMBER 31, 2009**
 MAIL TO: STATISTICS SECTION
 PO BOX 690
 JEFFERSON CITY, MISSOURI 65102-0690

COMPANY NAME				NAIC GROUP NO.	NAIC COMPANY NO.
(1) LINE OF BUSINESS	(2) DIRECT PREMIUMS WRITTEN	(3) DIRECT PREMIUMS EARNED	(4) DIRECT DEFENSE & COST CONTAINMENT EXPENSE INCURRED	(5) DIRECT LOSSES PAID	(6) DIRECT LOSSES INCURRED
1. & 2. Fire & Allied Lines					
(a) Dwelling	0	0	0	0	0
(b) Commercial	0	0	0	0	0
(c) Farm	0	0	0	0	0
3. Farmowners Multi-Peril	0	0	0	0	0
4. (a) Home Owners Multi-Peril	0	0	0	0	0
(b) Dwelling Owners Multi-Peril (ACV)	0	0	0	0	0
5. Commercial Multi-Peril	0	0	0	0	0
6. Mobile Homes	0	0	0	0	0
7. Growing Crops	0	0	0	0	0
8. Ocean Marine	0	0	0	0	0
9. Inland Marine (Including Auto Cargo)	0	0	0	0	0
10. Financial Guaranty	0	0	0	0	0
11. Medical Malpractice Liability					
(a) Physicians and Surgeons	0	0	0	0	0
(b) Dentists	0	0	0	0	0
(c) Nurses	0	0	0	0	0
(d) Hospitals	0	0	0	0	0
(e) Managed Care Organization errors & omissions	0	0	0	0	0
(f) Other	0	0	0	0	0
12. Earthquake	0	0	0	0	0
14. All Accident & Health (see reverse side)	0	0	0	0	0
16. Direct Workers Compensation	0	0	0	0	0
17. Other Liability					
(a) Bodily Injury & Property Damage	0	0	0	0	0
(b) Warranty Programs/Service Contracts	0	0	0	0	0
(c) Excess Workers Compensation	0	0	0	0	0
18. Product Liability					
Bodily Injury & Property Damage	0	0	0	0	0
19. (a) (1) Priv. Pass. Auto Lia. Bodily Injury	0	0	0	0	0
(2) Priv. Pass. Auto Lia. Property Damage	0	0	0	0	0
(3) Priv. Pass. Auto Medical Payments	0	0	0	0	0
(4) Priv. Pass. Uninsured Motorist	0	0	0	0	0
(5) Priv. Pass. Underinsured Motorist	0	0	0	0	0
(6) Priv. Pass. Acc. Death & Disability/Dismemberment	0	0	0	0	0
(b) (1) Comm. Auto Liability Bodily Injury	0	0	0	0	0
(2) Comm. Auto Liability Property Damage	0	0	0	0	0
(3) Comm. Auto Medical Payments	0	0	0	0	0
(4) Comm. Auto Uninsured/Underinsured Motorist	0	0	0	0	0
21. (a) (1) Priv. Pass. Auto Comprehensive	0	0	0	0	0
(2) Priv. Pass. Auto Collision	0	0	0	0	0
(b) (1) Comm. Auto Comprehensive	0	0	0	0	0
(2) Comm. Auto Collision	0	0	0	0	0
22. Aircraft	0	0	0	0	0
23. Fidelity	0	0	0	0	0
24. Surety	0	0	0	0	0
25. Glass	0	0	0	0	0
26. Burglary & Theft	0	0	0	0	0
27. Boiler & Machinery	0	0	0	0	0
28. (a) Credit Property (excluding V.S.I.)	0	0	0	0	0
(b) Credit Casualty	0	0	0	0	0
(c) Credit Unemployment	0	0	0	0	0
(d) Vendor/Lenders Single Interest, Collateral Prot. etc.	0	0	0	0	0
29. Mortgage Guaranty	0	0	0	0	0
30. Title	0	0	0	0	0
31. Professional Liability (excluding a & b)	0	0	0	0	0
(a) Lawyers Malpractice	0	0	0	0	0
(b) Real Estate Malpractice	0	0	0	0	0
32. Umbrella	0	0	0	0	0
33. Other Specific (specify)	0	0	0	0	0
34. National Flood Insurance Program	0	0	0	0	0
35. Federal Crop Insurance Corporation	0	0	0	0	0
TOTALS ALL BUSINESS IN MISSOURI	0	0	0	0	0
PLEASE PRINT - COMPANY REPRESENTATIVE				TELEPHONE NUMBER	

DEFINITION OF TERMS

Market Share: The dollar amount of direct premiums written by company divided by the total amount of direct premiums written industry-wide for the particular line of business being analyzed, expressed as a percentage.

Direct Premiums Written: The dollar amount charged when a policyholder contracts for insurance coverage before reinsurance has been ceded and/or assumed.

Direct Premiums Earned: The part of premium attributable to the coverage already provided in a given period before reinsurance has been ceded and/or assumed.

Direct Losses Paid: The sum of all payments made during the year for the benefit of insurance claimants, before reinsurance has been ceded and/or assumed. These payments include amounts paid in the current year for claims arising from coverage in prior years and exclude amounts which will be paid in future years for claims arising from the current year. Hence, this item is not a measure of the actual cost of current coverages, but only of current cash flows.

Direct Losses Incurred: The sum of direct losses paid plus an estimate at the close of the year of the amounts to be paid in the future for all claims arising from the current and all prior years, minus the corresponding estimate made at the close of business for the preceding year. Incurred losses reported include estimated amounts unpaid for incurred-but-not-reported (IBNR) claims.

Loss Ratio: The dollar amount of direct losses incurred divided by the dollar amount of premiums earned for the particular line of business being analyzed, expressed as a percentage. This is an accounting representation of the portion of each premium dollar which is needed to honor a company's promise to pay claims.

Cash Flow Loss Ratio: The dollar amount of direct losses paid divided by the dollar amount of premiums written for a particular line of business being analyzed, expressed as a percentage.

GENERAL DESCRIPTION OF PROPERTY AND CASUALTY LINES OF BUSINESS

Fire (Dwelling, Commercial, Farm): Coverage protecting the insured against the loss to real or personal property from damage caused by the peril of fire or lightning, including business interruption, loss or rents, etc.

Allied Lines (Dwelling, Commercial, Farm, Growing Crops): Coverages which are generally written with property insurance, e.g., glass, tornado, windstorm and hail; sprinkler and water damage; explosion, riot and civil commotion; growing crops; flood; rain; and damage from aircraft and vehicle, etc.

Farmowners Multi-Peril: A package policy for farming and ranching risks, similar to a homeowners policy, that has been adopted for farms and ranches and includes both property and liability coverages for personal and business losses. Coverages include farm dwellings and their contents, barns, stables, other farm structures and farm inland marine, such as mobile equipment and livestock.

Home Owners Multi-Peril, Dwelling Owners Multi-Peril (ACV), Mobile Homes: A package policy combining broad property coverage for the personal property and/or structure with broad personal liability coverage. Coverage applicable to the dwelling, appurtenant structures, unscheduled personal property and additional living expense are typical. Includes mobile homes at a fixed location.

Commercial Multi-Peril: A contract for a commercial enterprise which packages two or more insurance coverages protecting an enterprise from various property and liability risk exposures. Frequently includes fire, allied lines, various other coverages (e.g., difference in conditions) and liability coverage. Includes multi-peril policies for coverages for liability other than auto.

Ocean Marine: Coverage for ocean and inland water transportation exposures; goods or cargoes, ships or hulls; earnings; and liability.

Inland Marine (Including Auto Cargo): Coverage for property that may be in transit, held by a bailee, at a fixed location, a movable good that is often at different locations (e.g., off-road constructions equipment), or scheduled property (e.g., Homeowners Personal Property Floater) including items such as live animals, property with antique or collector's value, etc. This line also includes instrumentalities of transportation and communication, such as bridges, tunnels, piers, wharves, docks, pipelines, power and phone lines, and radio and television towers.

Financial Guaranty: A surety bond, insurance policy, or when issued by an insurer, an indemnity contract and any guaranty similar to the foregoing types, under which loss is payable upon proof of occurrence of financial loss to an insured claimant, obligee or indemnitee as a result of failure to perform a financial obligation.

Medical Malpractice Liability (Physicians and Surgeons, Dentists, Nurses, Hospitals, Managed Care Organizations errors & omissions, Other): Insurance coverage protecting a licensed health care provider or health care facility against legal liability resulting from the death or injury of any person due to the insured's misconduct, negligence or incompetence in rendering professional services.

Earthquake: Property coverages for losses resulting from a sudden trembling or shaking of the earth, including that caused by volcanic eruption. Excluded are losses resulting from fire, explosion, flood or tidal wave following the covered event.

All Accident and Health: Includes coverages written on a group or individual basis, which pays scheduled benefits or medical expenses caused by disease, accidental injury or accidental death. Policies generally provide benefits for short or long term disability income benefits, accidental death or dismemberment coverage, major medical expense benefits and dental expense benefits.

Direct Workers Compensation: Insurance which covers an employer's liability for injuries, disability or death to persons in their employment, without regard to fault, as prescribed by state or Federal workers= compensation laws and other statutes. Includes employers liability coverage against the common law liability for injuries to employees.

Other Liability (Bodily Injury & Property Damage, Warranty Programs/Service Contracts, Excess Workers Compensation, Umbrella, Professional Liability, Lawyers Malpractice, Real Estate Malpractice): Insurance coverage protecting the insured against legal liability resulting from negligence, carelessness, or a failure to act causing property damage or personal injury to others. Typically, coverages include construction and alteration liability, contingent liability; contractual liability; elevators and escalators liability; errors and omissions liability, environmental pollution liability; excess stop loss, excess over insured or self-insured amounts and umbrella liability; liquor liability; personal injury liability; premises and operations liability; completed operations liability, non-medical professional liability, etc.

Product Liability (Bodily Injury & Property Damage): Insurance coverage protecting the manufacturer, distributor, seller, or lessor of a product against legal liability resulting from a defective condition causing personal injury, or damage, to any individual or entity, associated with the use of the product.

Private Passenger and Commercial Automobile Liability: Coverage that protects the insured against financial loss because of legal liability for motor vehicle related injuries (bodily injury and medical payments) or damage to the property of others caused by accidents arising out of ownership, maintenance or use of a motor vehicle (including recreational vehicles such as motor homes). Commercial is defined as all motor vehicle policies that include vehicles that are used primarily in connection with business, commercial establishments, activity, employment, or activities carried on for gain or profit.

Private Passenger and Commercial Automobile Physical Damage: Any motor vehicle insurance coverage (including collision, vandalism, fire and theft) that insures against material damage to the insured's vehicle. Commercial is defined as all motor vehicle policies that include vehicles that are used in connection with business, commercial establishments, activity, employment, or activities carried on for gain or profit.

Aircraft: Coverage for aircraft (hull) and their contents; aircraft owner's and aircraft manufacturers liability to passengers, airports and other third parties.

Fidelity: A bond covering an employer's loss resulting from an employee's dishonest act (e.g., loss of cash, securities, valuables, etc.).

Surety: A three-party agreement where the insurer agrees to pay a second party (the obligee) or make complete an obligation in response to the default, acts, or omissions of a third party (the principal).

Glass: Coverage for the costs of replacement and incidental costs of building glass due to breakage or application of chemicals to glass.

Burglary and Theft: Coverage for property taken or destroyed by breaking and entering the insured's premises; burglary or theft; forgery or counterfeiting, fraud; and off-premises exposure.

Boiler and Machinery: Coverage for the failure of boilers, machinery and electrical equipment. Benefits include (i) property of the insured which has been directly damaged by the accident; (ii) costs of temporary repairs and expediting expenses; and (iii) liability for damage to the property of others.

Credit Property, Credit Casualty, Credit Unemployment, Vendor/Lenders Single Interest: Coverage that indemnifies manufacturers, merchants, educational institutions, or other providers of goods and services extending credit, for losses or damages resulting from the nonpayment of debts owed to them for goods or services provided in the normal course of their business.

Mortgage Guaranty: Insurance that indemnifies a lender from loss if a borrower fails to meet required mortgage payments.

Title: This insurance is a form of property insurance designed to protect against losses resulting from a defective title to land and improvements. The insurer agrees to indemnify the insured to the extent of any financial loss suffered as a result of the transfer of a defective title.

Other Specific: Other coverages not generally described herein.

National Flood Insurance Program: Flood insurance reinsured through the Federal Government.

Federal Crop Insurance Corporation: Crop insurance reinsured through the Federal Government.

**HISTORICAL TRENDS
BY
LINE OF BUSINESS**

2000 - 2009

HISTORICAL TRENDS BY LINE OF BUSINESS FOR YEARS 2000 - 2009

DWELLING FIRE & ALLIED LINES

YEAR	DIRECT PREMIUM WRITTEN	DIRECT LOSSES PAID	CASH FLOW LOSS RATIO	DIRECT PREMIUM EARNED	DIRECT LOSSES INCURRED	LOSS RATIO	CHANGE IN DIRECT PREMIUM WRITTEN
2000	\$44,867,048	\$29,268,786	65.23%	\$44,644,098	\$33,345,600	74.69%	0.65%
2001	\$51,315,478	\$46,643,918	90.90%	\$50,206,810	\$49,472,639	98.54%	14.37%
2002	\$62,667,756	\$32,780,080	52.31%	\$58,251,371	\$36,340,271	62.39%	22.12%
2003	\$104,150,215	\$63,528,592	61.00%	\$100,912,333	\$60,262,081	59.72%	66.19%
2004	\$75,129,437	\$35,273,075	46.95%	\$71,219,347	\$31,877,773	44.76%	-27.86%
2005	\$125,326,456	\$49,964,516	39.87%	\$123,830,473	\$52,859,548	42.69%	66.81%
2006	\$125,716,338	\$75,814,094	60.31%	\$123,855,165	\$83,344,916	67.29%	0.31%
2007	\$89,099,511	\$40,462,644	45.41%	\$86,330,855	\$35,457,605	41.07%	-29.13%
2008	\$133,397,497	\$77,508,738	58.10%	\$125,683,512	\$85,859,997	68.31%	49.72%
2009	\$137,726,329	\$71,610,709	51.99%	\$133,659,702	\$70,623,766	52.84%	3.25%

COMMERCIAL FIRE & ALLIED LINES

YEAR	DIRECT PREMIUM WRITTEN	DIRECT LOSSES PAID	CASH FLOW LOSS RATIO	DIRECT PREMIUM EARNED	DIRECT LOSSES INCURRED	LOSS RATIO	CHANGE IN DIRECT PREMIUM WRITTEN
2000	\$85,196,187	\$54,616,098	64.11%	\$78,925,410	\$53,136,883	67.33%	16.17%
2001	\$106,356,632	\$51,666,074	48.58%	\$94,441,265	\$94,569,258	100.14%	24.84%
2002	\$138,247,272	\$51,698,363	37.40%	\$126,571,650	\$52,423,402	41.42%	29.98%
2003	\$116,509,491	\$72,238,481	62.00%	\$114,986,802	\$54,113,894	47.06%	-15.72%
2004	\$135,095,191	\$59,288,986	43.89%	\$140,253,823	\$58,928,282	42.02%	15.95%
2005	\$135,755,240	\$41,125,322	30.29%	\$131,372,826	\$23,826,255	18.14%	0.49%
2006	\$111,471,643	\$59,637,104	53.50%	\$109,462,300	\$96,110,695	87.80%	-17.89%
2007	\$144,026,467	\$52,390,607	36.38%	\$144,446,977	\$30,932,182	21.41%	29.20%
2008	\$138,786,628	\$59,970,280	43.21%	\$140,042,733	\$61,029,098	43.58%	-3.64%
2009	\$113,211,234	\$60,667,829	53.59%	\$111,434,546	\$62,244,863	55.86%	-18.43%

FARM FIRE & ALLIED LINES

YEAR	DIRECT PREMIUM WRITTEN	DIRECT LOSSES PAID	CASH FLOW LOSS RATIO	DIRECT PREMIUM EARNED	DIRECT LOSSES INCURRED	LOSS RATIO	CHANGE IN DIRECT PREMIUM WRITTEN
2000	\$3,080,694	\$1,232,895	40.02%	\$3,115,717	\$1,591,924	51.09%	-13.01%
2001	\$3,706,317	\$1,992,404	53.76%	\$3,673,131	\$2,192,102	59.68%	20.31%
2002	\$2,376,580	\$1,596,888	67.19%	\$2,422,017	\$1,543,928	63.75%	-35.88%
2003	\$3,882,154	\$2,838,938	73.13%	\$3,922,079	\$2,787,230	71.07%	63.35%
2004	\$17,886,046	\$6,376,413	35.65%	\$17,808,937	\$8,522,427	47.85%	360.72%
2005	\$10,292,030	\$9,576,450	93.05%	\$9,946,105	\$9,849,069	99.02%	-42.46%
2006	\$57,946,841	\$11,051,963	19.07%	\$58,205,014	\$8,322,342	14.30%	463.03%
2007	\$66,097,052	\$20,900,764	31.62%	\$66,050,725	\$24,899,950	37.70%	14.06%
2008	\$103,680,088	\$51,799,797	49.96%	\$105,418,823	\$71,235,870	67.57%	56.86%
2009	\$92,216,155	\$84,833,323	91.99%	\$85,298,030	\$73,251,812	85.88%	-11.06%

HISTORICAL TRENDS BY LINE OF BUSINESS FOR YEARS 2000 - 2009

FARMOWNERS MULTI-PERIL

YEAR	DIRECT PREMIUM WRITTEN	DIRECT LOSSES PAID	CASH FLOW LOSS RATIO	DIRECT PREMIUM EARNED	DIRECT LOSSES INCURRED	LOSS RATIO	CHANGE IN DIRECT PREMIUM WRITTEN
2000	\$68,740,833	\$44,299,377	64.44%	\$67,476,269	\$49,241,230	72.98%	1.81%
2001	\$73,127,821	\$57,928,170	79.21%	\$71,573,063	\$59,967,925	83.79%	6.38%
2002	\$75,905,950	\$47,921,208	63.13%	\$73,795,761	\$43,876,813	59.46%	3.80%
2003	\$83,494,269	\$65,512,488	78.46%	\$79,957,232	\$66,097,902	82.67%	10.00%
2004	\$89,419,224	\$55,059,499	61.57%	\$87,358,886	\$58,778,323	67.28%	7.10%
2005	\$92,404,602	\$42,706,128	46.22%	\$90,445,335	\$40,177,217	44.42%	3.34%
2006	\$97,210,506	\$100,832,604	103.73%	\$95,094,758	\$109,526,489	115.18%	5.20%
2007	\$103,417,834	\$62,975,091	60.89%	\$100,080,202	\$52,656,668	52.61%	6.39%
2008	\$107,988,355	\$90,794,769	84.08%	\$106,072,694	\$100,640,396	94.88%	4.42%
2009	\$113,619,352	\$99,742,943	87.79%	\$111,063,896	\$102,909,673	92.66%	5.21%

HOMEOWNERS MULTI-PERIL

YEAR	DIRECT PREMIUM WRITTEN	DIRECT LOSSES PAID	CASH FLOW LOSS RATIO	DIRECT PREMIUM EARNED	DIRECT LOSSES INCURRED	LOSS RATIO	CHANGE IN DIRECT PREMIUM WRITTEN
2000	\$608,385,777	\$376,385,467	61.87%	\$593,299,496	\$397,966,691	67.08%	5.40%
2001	\$656,616,228	\$1,099,846,439	167.50%	\$631,211,851	\$1,179,859,131	186.92%	7.93%
2002	\$760,159,499	\$604,121,481	79.47%	\$705,582,101	\$563,635,429	79.88%	15.77%
2003	\$892,121,509	\$669,905,939	75.09%	\$823,450,838	\$671,531,760	81.55%	17.36%
2004	\$957,852,647	\$542,464,859	56.63%	\$915,218,541	\$553,032,164	60.43%	7.37%
2005	\$974,940,150	\$397,280,337	40.75%	\$962,933,485	\$443,502,680	46.06%	1.78%
2006	\$1,012,279,567	\$1,261,030,502	124.57%	\$992,537,797	\$1,342,733,936	135.28%	3.83%
2007	\$1,104,392,640	\$709,074,079	64.20%	\$1,074,000,796	\$627,110,618	58.39%	9.10%
2008	\$1,140,222,822	\$900,332,032	78.96%	\$1,105,212,438	\$944,278,585	85.44%	3.24%
2009	\$1,281,526,956	\$787,655,524	61.46%	\$1,224,837,688	\$756,306,723	61.75%	12.39%

DWELLING OWNERS MULTI-PERIL (ACV)

YEAR	DIRECT PREMIUM WRITTEN	DIRECT LOSSES PAID	CASH FLOW LOSS RATIO	DIRECT PREMIUM EARNED	DIRECT LOSSES INCURRED	LOSS RATIO	CHANGE IN DIRECT PREMIUM WRITTEN
2000	\$30,846,907	\$20,727,990	67.20%	\$31,117,713	\$22,939,304	73.72%	-1.10%
2001	\$40,570,252	\$52,833,285	130.23%	\$39,273,012	\$55,414,301	141.10%	31.52%
2002	\$37,749,554	\$28,993,859	76.81%	\$35,295,928	\$26,868,025	76.12%	-6.95%
2003	\$58,749,432	\$37,647,040	64.08%	\$53,562,496	\$37,627,749	70.25%	55.63%
2004	\$74,900,739	\$36,939,642	49.32%	\$69,818,195	\$38,460,357	55.09%	27.49%
2005	\$82,006,541	\$33,384,039	40.71%	\$82,520,559	\$31,737,728	38.46%	9.49%
2006	\$82,433,414	\$90,477,165	109.76%	\$82,636,399	\$102,814,852	124.42%	0.52%
2007	\$60,902,894	\$40,690,028	66.81%	\$60,200,805	\$33,514,783	55.67%	-26.12%
2008	\$56,873,133	\$40,491,091	71.20%	\$54,787,167	\$42,093,869	76.83%	-6.62%
2009	\$59,633,059	\$37,217,392	62.41%	\$58,286,405	\$35,076,525	60.18%	4.85%

HISTORICAL TRENDS BY LINE OF BUSINESS FOR YEARS 2000 - 2009

TOTAL HOMEOWNERS

YEAR	DIRECT PREMIUM WRITTEN	DIRECT LOSSES PAID	CASH FLOW LOSS RATIO	DIRECT PREMIUM EARNED	DIRECT LOSSES INCURRED	LOSS RATIO	CHANGE IN DIRECT PREMIUM WRITTEN
2000	\$639,232,684	\$397,113,457	62.12%	\$624,417,209	\$420,905,995	67.41%	5.07%
2001	\$697,186,480	\$1,152,679,724	165.33%	\$670,484,863	\$1,235,273,432	184.24%	9.07%
2002	\$797,909,053	\$633,115,340	79.35%	\$740,878,029	\$590,503,454	79.70%	14.45%
2003	\$950,870,941	\$707,552,979	74.41%	\$877,013,334	\$709,159,509	80.86%	19.17%
2004	\$1,032,753,386	\$579,404,501	56.10%	\$985,036,736	\$591,492,521	60.05%	8.61%
2005	\$1,056,946,691	\$430,664,376	40.75%	\$1,045,454,044	\$475,240,408	45.46%	2.34%
2006	\$1,094,712,981	\$1,351,507,667	123.46%	\$1,075,174,196	\$1,445,548,788	134.45%	3.57%
2007	\$1,165,295,534	\$749,764,107	64.34%	\$1,134,201,601	\$660,625,401	58.25%	6.45%
2008	\$1,197,095,955	\$940,823,123	78.59%	\$1,159,999,605	\$986,372,454	85.03%	2.73%
2009	\$1,341,160,015	\$824,872,916	61.50%	\$1,283,124,093	\$791,383,248	61.68%	12.03%

COMMERCIAL MULTI-PERIL

YEAR	DIRECT PREMIUM WRITTEN	DIRECT LOSSES PAID	CASH FLOW LOSS RATIO	DIRECT PREMIUM EARNED	DIRECT LOSSES INCURRED	LOSS RATIO	CHANGE IN DIRECT PREMIUM WRITTEN
2000	\$409,174,258	\$247,870,965	60.58%	\$392,477,924	\$264,005,456	67.27%	5.25%
2001	\$467,186,106	\$365,393,232	78.21%	\$434,710,993	\$374,772,510	86.21%	14.18%
2002	\$523,399,718	\$290,996,242	55.60%	\$490,498,672	\$259,295,841	52.86%	12.03%
2003	\$573,919,772	\$277,364,391	48.33%	\$548,985,654	\$312,408,760	56.91%	9.65%
2004	\$604,339,988	\$246,348,996	40.76%	\$594,249,075	\$288,959,671	48.63%	5.30%
2005	\$622,649,146	\$249,031,666	40.00%	\$614,760,000	\$248,131,677	40.36%	3.03%
2006	\$631,114,959	\$439,987,620	69.72%	\$626,549,471	\$530,264,046	84.63%	1.36%
2007	\$624,940,170	\$333,873,467	53.42%	\$624,330,193	\$302,067,806	48.38%	-0.98%
2008	\$617,263,524	\$328,059,456	53.15%	\$620,689,922	\$325,579,492	52.45%	-1.23%
2009	\$600,330,834	\$365,600,628	60.90%	\$606,012,051	\$347,788,065	57.39%	-2.74%

MOBILE HOMES

YEAR	DIRECT PREMIUM WRITTEN	DIRECT LOSSES PAID	CASH FLOW LOSS RATIO	DIRECT PREMIUM EARNED	DIRECT LOSSES INCURRED	LOSS RATIO	CHANGE IN DIRECT PREMIUM WRITTEN
2000	\$17,366,094	\$9,620,617	55.40%	\$17,231,247	\$10,271,215	59.61%	5.14%
2001	\$19,263,586	\$13,226,772	68.66%	\$18,478,220	\$13,583,874	73.51%	10.93%
2002	\$23,022,489	\$11,895,558	51.67%	\$22,268,087	\$11,881,543	53.36%	19.51%
2003	\$25,201,256	\$17,396,509	69.03%	\$24,270,254	\$17,164,678	70.72%	9.46%
2004	\$26,873,321	\$13,298,187	49.48%	\$25,924,561	\$14,529,368	56.04%	6.63%
2005	\$27,673,921	\$9,959,294	35.99%	\$27,380,181	\$10,136,602	37.02%	2.98%
2006	\$27,869,209	\$24,600,845	88.27%	\$27,724,693	\$25,961,673	93.64%	0.71%
2007	\$28,950,071	\$18,656,325	64.44%	\$28,826,886	\$15,534,400	53.89%	3.88%
2008	\$34,278,678	\$23,726,799	69.22%	\$31,335,017	\$24,735,223	78.94%	18.41%
2009	\$42,526,021	\$24,809,032	58.34%	\$41,183,963	\$25,997,408	63.13%	24.06%

HISTORICAL TRENDS BY LINE OF BUSINESS FOR YEARS 2000 - 2009

GROWING CROPS

YEAR	DIRECT PREMIUM WRITTEN	DIRECT LOSSES PAID	CASH FLOW LOSS RATIO	DIRECT PREMIUM EARNED	DIRECT LOSSES INCURRED	LOSS RATIO	CHANGE IN DIRECT PREMIUM WRITTEN
2000	\$6,640,439	\$6,278,748	94.55%	\$6,640,439	\$4,305,880	64.84%	-2.80%
2001	\$10,398,815	\$1,448,571	13.93%	\$10,398,815	\$1,261,731	12.13%	56.60%
2002	\$5,202,935	\$2,626,045	50.47%	\$5,202,935	\$2,623,289	50.42%	-49.97%
2003	\$5,319,737	\$2,103,011	39.53%	\$5,319,737	\$2,103,009	39.53%	2.24%
2004	\$42,979,484	\$11,921,614	27.74%	\$42,979,473	\$11,924,094	27.74%	707.92%
2005	\$11,458,264	\$6,952,154	60.67%	\$11,458,264	\$6,949,679	60.65%	-73.34%
2006	\$6,102,745	\$3,806,244	62.37%	\$6,102,745	\$3,810,244	62.43%	-46.74%
2007	\$7,284,886	\$1,222,330	16.78%	\$7,284,886	\$1,196,205	16.42%	19.37%
2008	\$9,265,244	\$3,379,365	36.47%	\$9,265,244	\$3,377,654	36.46%	27.18%
2009	\$8,087,518	\$3,594,228	44.44%	\$8,087,518	\$3,752,358	46.40%	-12.71%

OCEAN MARINE

YEAR	DIRECT PREMIUM WRITTEN	DIRECT LOSSES PAID	CASH FLOW LOSS RATIO	DIRECT PREMIUM EARNED	DIRECT LOSSES INCURRED	LOSS RATIO	CHANGE IN DIRECT PREMIUM WRITTEN
2000	\$23,051,320	\$27,444,428	119.06%	\$27,860,652	\$27,046,287	97.08%	-29.44%
2001	\$29,488,980	\$21,713,943	73.63%	\$26,192,638	\$11,030,728	42.11%	27.93%
2002	\$35,682,058	\$20,943,863	58.70%	\$34,189,872	\$42,671,435	124.81%	21.00%
2003	\$38,730,395	\$14,874,486	38.41%	\$36,434,473	\$6,961,457	19.11%	8.54%
2004	\$36,534,614	\$22,959,021	62.84%	\$39,051,612	\$10,878,995	27.86%	-5.67%
2005	\$38,950,690	\$13,143,101	33.74%	\$38,096,504	\$10,055,891	26.40%	6.61%
2006	\$38,824,385	\$19,675,076	50.68%	\$38,005,163	\$43,782,935	115.20%	-0.32%
2007	\$37,888,210	\$50,266,074	132.67%	\$39,107,765	\$31,376,670	80.23%	-2.41%
2008	\$37,715,153	\$23,843,516	63.22%	\$37,528,549	\$19,171,992	51.09%	-0.46%
2009	\$33,167,077	\$14,673,687	44.24%	\$33,546,033	\$11,468,045	34.19%	-12.06%

INLAND MARINE (Including Auto Cargo)

YEAR	DIRECT PREMIUM WRITTEN	DIRECT LOSSES PAID	CASH FLOW LOSS RATIO	DIRECT PREMIUM EARNED	DIRECT LOSSES INCURRED	LOSS RATIO	CHANGE IN DIRECT PREMIUM WRITTEN
2000	\$141,526,491	\$73,335,863	51.82%	\$142,015,672	\$78,325,790	55.15%	-4.96%
2001	\$136,243,514	\$67,744,367	49.72%	\$130,635,934	\$61,731,657	47.25%	-3.73%
2002	\$179,895,286	\$65,809,176	36.58%	\$168,325,651	\$68,367,232	40.62%	32.04%
2003	\$182,338,531	\$71,297,214	39.10%	\$187,165,278	\$69,123,743	36.93%	1.36%
2004	\$187,073,322	\$81,270,526	43.44%	\$187,813,880	\$85,100,266	45.31%	2.60%
2005	\$201,917,577	\$75,938,842	37.61%	\$199,964,322	\$90,734,243	45.38%	7.93%
2006	\$232,233,886	\$106,188,581	45.72%	\$221,364,045	\$132,014,826	59.64%	15.01%
2007	\$239,442,069	\$112,810,278	47.11%	\$236,471,744	\$95,566,111	40.41%	3.10%
2008	\$223,065,754	\$112,048,086	50.23%	\$231,018,123	\$134,417,678	58.18%	-6.84%
2009	\$211,453,989	\$128,384,134	60.71%	\$223,262,339	\$83,260,609	37.29%	-5.21%

HISTORICAL TRENDS BY LINE OF BUSINESS FOR YEARS 2000 - 2009

FINANCIAL GUARANTY

YEAR	DIRECT PREMIUM WRITTEN	DIRECT LOSSES PAID	CASH FLOW LOSS RATIO	DIRECT PREMIUM EARNED	DIRECT LOSSES INCURRED	LOSS RATIO	CHANGE IN DIRECT PREMIUM WRITTEN
2000	\$12,330,432	-\$548,380	-4.45%	\$12,399,660	-\$1,916,211	-15.45%	-31.16%
2001	\$39,225,536	\$88,016	0.22%	\$8,270,547	\$80,372	0.97%	218.12%
2002	\$19,480,703	-\$609,175	-3.13%	\$10,386,087	-\$615,534	-5.93%	-50.34%
2003	\$20,567,967	-\$383,003	-1.86%	\$16,091,182	-\$384,179	-2.39%	5.58%
2004	\$32,211,629	\$5,465	0.02%	\$12,473,424	-\$3,056	-0.02%	56.61%
2005	\$39,946,644	-\$316,788	-0.79%	\$17,540,511	-\$372,390	-2.12%	24.01%
2006	\$32,585,943	\$2,911,187	8.93%	\$16,563,918	\$2,910,738	17.57%	-18.43%
2007	\$22,654,703	\$9,565	0.04%	\$16,505,318	\$9,567	0.06%	-30.48%
2008	\$7,037,223	-\$1,032,843	-14.68%	\$31,809,200	-\$1,033,775	-3.25%	-68.94%
2009	\$6,463,036	\$0	0.00%	\$11,528,989	-\$1	0.00%	-8.16%

MEDICAL MALPRACTICE - PHYSICIANS & SURGEONS

YEAR	DIRECT PREMIUM WRITTEN	DIRECT LOSSES PAID	CASH FLOW LOSS RATIO	DIRECT PREMIUM EARNED	DIRECT LOSSES INCURRED	LOSS RATIO	CHANGE IN DIRECT PREMIUM WRITTEN
2000	\$61,518,461	\$46,389,410	75.41%	\$62,776,133	\$60,727,760	96.74%	-5.14%
2001	\$77,092,452	\$53,869,948	69.88%	\$67,579,007	\$41,141,286	60.88%	25.32%
2002	\$114,887,033	\$79,431,185	69.14%	\$104,672,745	\$122,930,348	117.44%	49.03%
2003	\$136,418,623	\$52,870,665	38.76%	\$121,324,955	\$109,538,169	90.28%	18.74%
2004	\$142,627,100	\$81,076,868	56.85%	\$142,262,082	\$91,237,441	64.13%	4.55%
2005	\$133,799,432	\$49,802,894	37.22%	\$134,869,365	\$77,185,727	57.23%	-6.19%
2006	\$133,792,923	\$60,700,054	45.37%	\$134,958,248	\$52,960,943	39.24%	0.00%
2007	\$125,881,868	\$53,940,208	42.85%	\$128,191,866	\$19,554,674	15.25%	-5.91%
2008	\$120,777,660	\$41,025,516	33.97%	\$123,366,930	\$14,102,358	11.43%	-4.05%
2009	\$116,573,724	\$45,905,797	39.38%	\$118,482,242	\$21,899,600	18.48%	-3.48%

MEDICAL MALPRACTICE - DENTISTS

YEAR	DIRECT PREMIUM WRITTEN	DIRECT LOSSES PAID	CASH FLOW LOSS RATIO	DIRECT PREMIUM EARNED	DIRECT LOSSES INCURRED	LOSS RATIO	CHANGE IN DIRECT PREMIUM WRITTEN
2000	\$3,232,321	\$696,834	21.56%	\$2,724,126	\$313,442	11.51%	10.66%
2001	\$3,686,464	\$302,962	8.22%	\$3,308,117	\$1,150,895	34.79%	14.05%
2002	\$4,458,209	\$2,443,938	54.82%	\$4,336,659	\$3,014,033	69.50%	20.93%
2003	\$6,830,040	\$1,457,855	21.34%	\$6,462,928	-\$630,815	-9.76%	53.20%
2004	\$4,439,569	\$347,940	7.84%	\$4,635,168	-\$1,642,942	-35.45%	-35.00%
2005	\$4,870,943	\$809,022	16.61%	\$4,801,966	\$1,195,919	24.90%	9.72%
2006	\$4,765,149	\$887,696	18.63%	\$4,877,298	\$951,891	19.52%	-2.17%
2007	\$4,704,136	\$589,929	12.54%	\$4,707,542	\$3,886,234	82.55%	-1.28%
2008	\$5,499,407	\$946,223	17.21%	\$5,429,154	\$3,638,721	67.02%	16.91%
2009	\$4,623,630	\$1,864,476	40.32%	\$4,723,201	\$3,445,027	72.94%	-15.92%

HISTORICAL TRENDS BY LINE OF BUSINESS FOR YEARS 2000 - 2009

MEDICAL MALPRACTICE - NURSES

YEAR	DIRECT PREMIUM WRITTEN	DIRECT LOSSES PAID	CASH FLOW LOSS RATIO	DIRECT PREMIUM EARNED	DIRECT LOSSES INCURRED	LOSS RATIO	CHANGE IN DIRECT PREMIUM WRITTEN
2000	\$492,661	\$999	0.20%	\$419,531	\$933,815	222.59%	-29.74%
2001	\$541,382	\$795,000	146.85%	\$515,088	\$159,655	31.00%	9.89%
2002	\$520,559	\$1,250	0.24%	\$644,834	-\$475,689	-73.77%	-3.85%
2003	\$535,407	\$0	0.00%	\$519,272	\$57,165	11.01%	2.85%
2004	\$581,243	\$345,000	59.36%	\$585,759	\$490,327	83.71%	8.56%
2005	\$413,075	\$0	0.00%	\$432,944	-\$8,469	-1.96%	-28.93%
2006	\$421,601	\$0	0.00%	\$458,201	-\$12,376	-2.70%	2.06%
2007	\$415,168	\$0	0.00%	\$422,461	\$65,415	15.48%	-1.53%
2008	\$1,989,794	\$418	0.02%	\$327,923	-\$31,573	-9.63%	379.27%
2009	\$309,742	\$0	0.00%	\$317,317	\$207,009	65.24%	-84.43%

MEDICAL MALPRACTICE - HOSPITALS

YEAR	DIRECT PREMIUM WRITTEN	DIRECT LOSSES PAID	CASH FLOW LOSS RATIO	DIRECT PREMIUM EARNED	DIRECT LOSSES INCURRED	LOSS RATIO	CHANGE IN DIRECT PREMIUM WRITTEN
2000	\$29,795,347	\$12,437,665	41.74%	\$28,200,480	\$2,462,571	8.73%	75.80%
2001	\$17,016,926	\$12,078,108	70.98%	\$16,318,434	\$26,157,360	160.29%	-42.89%
2002	\$34,124,626	\$19,174,786	56.19%	\$29,340,028	\$27,119,153	92.43%	100.53%
2003	\$31,902,636	\$19,299,000	60.49%	\$27,781,676	\$24,359,179	87.68%	-6.51%
2004	\$47,899,466	\$20,485,670	42.77%	\$44,450,629	\$17,843,473	40.14%	50.14%
2005	\$42,269,475	\$8,873,832	20.99%	\$42,048,640	\$12,887,534	30.65%	-11.75%
2006	\$41,885,262	\$9,486,946	22.65%	\$42,430,660	-\$1,215,062	-2.86%	-0.91%
2007	\$28,947,064	\$18,854,499	65.13%	\$30,601,130	-\$8,009,803	-26.17%	-30.89%
2008	\$29,485,159	\$8,780,442	29.78%	\$29,598,095	\$8,197,263	27.70%	1.86%
2009	\$26,500,843	\$12,910,677	48.72%	\$27,951,125	\$4,797,557	17.16%	-10.12%

MEDICAL MALPRACTICE MANAGED CARE ORGANIZATIONS - ERRORS & OMISSIONS

YEAR	DIRECT PREMIUM WRITTEN	DIRECT LOSSES PAID	CASH FLOW LOSS RATIO	DIRECT PREMIUM EARNED	DIRECT LOSSES INCURRED	LOSS RATIO	CHANGE IN DIRECT PREMIUM WRITTEN
2000	\$379,567	\$110,771	\$0	\$367,694	\$645,923	\$2	N/A
2001	\$37,523	\$0	0.00%	\$42,641	\$7,390	17.33%	-90.11%
2002	\$0	\$273,600	0.00%	\$17,419	\$286,480	1644.64%	-100.00%
2003	\$0	\$0	0.00%	\$0	-\$5,936	0.00%	N/A
2004	\$67,745	\$0	0.00%	\$26,892	\$0	0.00%	N/A
2005	\$106,000	\$0	0.00%	\$91,525	\$5,000	5.46%	56.47%
2006	\$365,905	\$0	0.00%	\$188,655	\$203,810	108.03%	245.19%
2007	\$334,957	\$0	0.00%	\$383,110	\$518,480	135.33%	-8.46%
2008	\$394,462	\$75,000	19.01%	\$399,386	\$214,480	53.70%	17.76%
2009	\$480,510	\$0	0.00%	\$444,467	-\$308,514	-69.41%	21.81%

HISTORICAL TRENDS BY LINE OF BUSINESS FOR YEARS 2000 - 2009

MEDICAL MALPRACTICE - OTHER

YEAR	DIRECT PREMIUM WRITTEN	DIRECT LOSSES PAID	CASH FLOW LOSS RATIO	DIRECT PREMIUM EARNED	DIRECT LOSSES INCURRED	LOSS RATIO	CHANGE IN DIRECT PREMIUM WRITTEN
2000	-\$2,579,655	\$4,186,591	-162.29%	-\$2,518,616	-\$26,828	1.07%	-127.20%
2001	\$10,706,674	\$9,684,802	90.46%	\$9,264,303	\$10,410,483	112.37%	-515.04%
2002	\$17,925,911	\$7,344,771	40.97%	\$17,094,679	\$15,054,044	88.06%	67.43%
2003	\$10,926,663	\$10,122,365	93.79%	\$13,881,532	\$30,991,680	223.26%	-39.79%
2004	\$9,966,006	\$7,882,678	79.10%	\$10,972,529	-\$7,029,405	-64.06%	-7.66%
2005	\$8,573,953	\$18,094,146	211.04%	\$10,137,891	-\$2,708,356	-26.72%	-13.97%
2006	\$8,161,923	\$236,981	2.90%	\$9,032,003	\$11,866,301	131.38%	-4.81%
2007	\$9,131,432	\$5,693,259	62.35%	\$8,885,721	\$5,063,113	56.98%	11.88%
2008	\$6,124,970	\$1,972,065	32.20%	\$8,076,355	\$512,657	6.35%	-32.92%
2009	\$7,378,936	\$16,183,484	219.32%	\$7,271,487	\$16,981,912	233.54%	20.47%

TOTAL MEDICAL MALPRACTICE

YEAR	DIRECT PREMIUM WRITTEN	DIRECT LOSSES PAID	CASH FLOW LOSS RATIO	DIRECT PREMIUM EARNED	DIRECT LOSSES INCURRED	LOSS RATIO	CHANGE IN DIRECT PREMIUM WRITTEN
2000	\$92,838,702	\$63,822,270	68.75%	\$91,969,348	\$65,056,683	70.74%	-2.18%
2001	\$109,081,421	\$76,730,820	70.34%	\$97,027,590	\$79,027,069	81.45%	17.50%
2002	\$171,916,338	\$108,669,530	63.21%	\$156,106,364	\$167,928,369	107.57%	57.60%
2003	\$186,479,369	\$83,749,885	44.91%	\$169,970,363	\$164,309,442	96.67%	8.47%
2004	\$205,581,129	\$110,138,156	53.57%	\$202,933,059	\$100,898,894	49.72%	10.24%
2005	\$190,032,878	\$77,579,894	40.82%	\$192,382,331	\$88,557,355	46.03%	-7.56%
2006	\$189,392,763	\$71,311,677	37.65%	\$191,945,065	\$64,755,507	33.74%	-0.34%
2007	\$169,414,625	\$79,077,895	46.68%	\$173,191,830	\$21,078,113	12.17%	-10.55%
2008	\$164,271,452	\$52,799,664	32.14%	\$167,197,843	\$26,633,906	15.93%	-3.04%
2009	\$155,867,385	\$76,864,434	49.31%	\$159,189,839	\$47,022,591	29.54%	-5.12%

EARTHQUAKE

YEAR	DIRECT PREMIUM WRITTEN	DIRECT LOSSES PAID	CASH FLOW LOSS RATIO	DIRECT PREMIUM EARNED	DIRECT LOSSES INCURRED	LOSS RATIO	CHANGE IN DIRECT PREMIUM WRITTEN
2000	\$45,492,094	\$13,005	0.03%	\$44,748,028	\$208,496	0.47%	-1.55%
2001	\$47,756,919	\$15,171	0.03%	\$47,273,158	\$23,085	0.05%	4.98%
2002	\$53,581,635	\$9,609	0.02%	\$50,831,358	\$198,969	0.39%	12.20%
2003	\$63,858,848	\$36,237	0.06%	\$58,427,399	\$361,209	0.62%	19.18%
2004	\$71,142,042	\$2,034	0.00%	\$68,942,586	\$663,937	0.96%	11.41%
2005	\$72,917,424	\$251,686	0.35%	\$71,294,758	-\$954,977	-1.34%	2.50%
2006	\$74,987,799	\$157,888	0.21%	\$73,995,713	\$395,238	0.53%	2.84%
2007	\$79,029,470	\$28,862	0.04%	\$76,674,346	-\$135,014	-0.18%	5.39%
2008	\$84,492,688	\$188,260	0.22%	\$81,049,628	-\$44,004	-0.05%	6.91%
2009	\$88,842,606	\$5,546	0.01%	\$87,650,394	\$89,271	0.10%	5.15%

HISTORICAL TRENDS BY LINE OF BUSINESS FOR YEARS 2000 - 2009

ALL ACCIDENT & HEALTH

YEAR	DIRECT PREMIUM WRITTEN	DIRECT LOSSES PAID	CASH FLOW LOSS RATIO	DIRECT PREMIUM EARNED	DIRECT LOSSES INCURRED	LOSS RATIO	CHANGE IN DIRECT PREMIUM WRITTEN
2000	\$336,055,351	\$147,908,198	44.01%	\$330,643,956	\$167,587,436	50.69%	20.61%
2001	\$393,477,893	\$191,323,348	48.62%	\$387,582,931	\$199,867,877	51.57%	17.09%
2002	\$342,995,055	\$175,435,656	51.15%	\$329,622,631	\$177,326,811	53.80%	-12.83%
2003	\$323,585,037	\$137,720,417	42.56%	\$313,245,587	\$143,358,880	45.77%	-5.66%
2004	\$440,524,854	\$137,058,107	31.11%	\$427,265,208	\$242,758,012	56.82%	36.14%
2005	\$300,568,396	\$158,526,941	52.74%	\$294,907,149	\$285,799,720	96.91%	-31.77%
2006	\$326,516,667	\$194,451,076	59.55%	\$310,858,720	\$196,322,149	63.15%	8.63%
2007	\$352,598,369	\$208,635,138	59.17%	\$337,122,879	\$204,168,549	60.56%	7.99%
2008	\$335,207,006	\$212,617,305	63.43%	\$317,767,911	\$201,955,289	63.55%	-4.93%
2009	\$299,004,222	\$196,231,272	65.63%	\$279,498,729	\$182,086,591	65.15%	-10.80%

DIRECT WORKERS COMPENSATION

YEAR	DIRECT PREMIUM WRITTEN	DIRECT LOSSES PAID	CASH FLOW LOSS RATIO	DIRECT PREMIUM EARNED	DIRECT LOSSES INCURRED	LOSS RATIO	CHANGE IN DIRECT PREMIUM WRITTEN
2000	\$613,705,746	\$427,500,616	69.66%	\$581,917,625	\$491,690,747	84.49%	9.80%
2001	\$692,772,404	\$446,020,714	64.38%	\$639,587,072	\$495,073,762	77.41%	12.88%
2002	\$812,939,830	\$442,071,631	54.38%	\$781,621,057	\$551,143,597	70.51%	17.35%
2003	\$903,170,880	\$453,558,549	50.22%	\$859,891,451	\$587,932,686	68.37%	11.10%
2004	\$963,548,981	\$478,733,108	49.68%	\$951,290,491	\$593,495,368	62.39%	6.69%
2005	\$1,008,002,549	\$461,730,864	45.81%	\$968,998,320	\$594,472,086	61.35%	4.61%
2006	\$1,002,570,001	\$424,018,402	42.29%	\$992,049,972	\$542,248,649	54.66%	-0.54%
2007	\$989,406,000	\$441,727,642	44.65%	\$970,897,495	\$532,644,865	54.86%	-1.31%
2008	\$891,058,853	\$488,936,905	54.87%	\$920,403,457	\$555,612,334	60.37%	-9.94%
2009	\$743,925,190	\$459,440,256	61.76%	\$784,443,521	\$412,467,861	52.58%	-16.51%

OTHER LIABILITY - BODILY INJURY & PROPERTY DAMAGE

YEAR	DIRECT PREMIUM WRITTEN	DIRECT LOSSES PAID	CASH FLOW LOSS RATIO	DIRECT PREMIUM EARNED	DIRECT LOSSES INCURRED	LOSS RATIO	CHANGE IN DIRECT PREMIUM WRITTEN
2000	\$320,750,663	\$208,370,573	64.96%	\$294,336,758	\$235,093,535	79.87%	2.30%
2001	\$327,449,582	\$173,674,398	53.04%	\$293,152,900	\$125,831,601	42.92%	2.09%
2002	\$470,213,482	\$192,337,111	40.90%	\$408,581,517	\$273,087,274	66.84%	43.60%
2003	\$553,139,194	\$187,094,404	33.82%	\$536,242,304	\$344,005,398	64.15%	17.64%
2004	\$409,263,293	\$227,717,624	55.64%	\$444,911,829	\$368,806,231	82.89%	-26.01%
2005	\$568,337,066	\$334,235,058	58.81%	\$603,483,554	\$378,856,753	62.78%	38.87%
2006	\$609,320,778	\$371,638,001	60.99%	\$606,834,036	\$406,762,156	67.03%	7.21%
2007	\$575,434,677	\$260,993,910	45.36%	\$590,437,730	\$258,810,100	43.83%	-5.56%
2008	\$604,569,893	\$387,895,647	64.16%	\$615,621,569	\$326,778,287	53.08%	5.06%
2009	\$602,644,355	\$305,593,640	50.71%	\$616,788,220	\$288,012,571	46.70%	-0.32%

HISTORICAL TRENDS BY LINE OF BUSINESS FOR YEARS 2000 - 2009

OTHER LIABILITY - WARRANTY

YEAR	DIRECT PREMIUM WRITTEN	DIRECT LOSSES PAID	CASH FLOW LOSS RATIO	DIRECT PREMIUM EARNED	DIRECT LOSSES INCURRED	LOSS RATIO	CHANGE IN DIRECT PREMIUM WRITTEN
2000	\$38,028,257	\$21,262,702	55.91%	\$25,972,899	\$21,887,063	84.27%	11.68%
2001	\$34,423,588	\$33,935,317	98.58%	\$35,813,429	\$36,997,513	103.31%	-9.48%
2002	\$25,494,405	\$29,052,221	113.96%	\$26,260,804	\$28,724,806	109.38%	-25.94%
2003	\$40,046,621	\$40,433,666	100.97%	\$36,789,280	\$42,982,252	116.83%	57.08%
2004	\$30,767,698	\$36,307,186	118.00%	\$29,905,408	\$38,334,689	128.19%	-23.17%
2005	\$30,702,629	\$33,262,804	108.34%	\$35,300,435	\$29,711,045	84.17%	-0.21%
2006	\$44,057,701	\$38,818,019	88.11%	\$42,012,358	\$42,575,583	101.34%	43.50%
2007	\$53,386,978	\$25,594,412	47.94%	\$34,903,757	\$25,379,583	72.71%	21.18%
2008	\$46,950,487	\$28,591,725	60.90%	\$24,789,379	\$29,423,664	118.69%	-12.06%
2009	\$25,875,272	\$27,960,920	108.06%	\$34,973,333	\$27,643,369	79.04%	-44.89%

EXCESS WORKERS COMPENSATION

YEAR	DIRECT PREMIUM WRITTEN	DIRECT LOSSES PAID	CASH FLOW LOSS RATIO	DIRECT PREMIUM EARNED	DIRECT LOSSES INCURRED	LOSS RATIO	CHANGE IN DIRECT PREMIUM WRITTEN
2000	\$8,558,587	\$3,421,929	39.98%	\$8,584,576	-\$13,655,885	-159.07%	-17.87%
2001	\$11,104,649	\$2,328,688	20.97%	\$8,614,414	\$8,156,361	94.68%	29.75%
2002	\$13,379,697	\$4,077,498	30.48%	\$14,284,699	-\$6,444,068	-45.11%	20.49%
2003	\$26,295,822	\$4,263,816	16.21%	\$22,782,468	\$5,242,606	23.01%	96.54%
2004	\$23,564,531	\$7,341,650	31.16%	\$23,070,006	\$2,614,302	11.33%	-10.39%
2005	\$22,036,800	\$7,242,904	32.87%	\$23,215,246	\$10,626,397	45.77%	-6.48%
2006	\$24,771,531	\$4,645,627	18.75%	\$24,370,055	\$2,426,287	9.96%	12.41%
2007	\$26,235,054	\$6,086,873	23.20%	\$24,889,904	\$11,596,087	46.59%	5.91%
2008	\$22,725,317	\$7,746,231	34.09%	\$22,907,547	\$24,214,873	105.71%	-13.38%
2009	\$19,856,507	\$7,766,154	39.11%	\$17,332,262	\$678,439	3.91%	-12.62%

PRODUCTS LIABILITY

YEAR	DIRECT PREMIUM WRITTEN	DIRECT LOSSES PAID	CASH FLOW LOSS RATIO	DIRECT PREMIUM EARNED	DIRECT LOSSES INCURRED	LOSS RATIO	CHANGE IN DIRECT PREMIUM WRITTEN
2000	\$28,874,322	\$23,927,719	82.87%	\$28,271,157	\$23,316,430	82.47%	4.77%
2001	\$31,306,007	\$25,734,786	82.20%	\$28,710,311	\$45,651,277	159.01%	8.42%
2002	\$36,491,980	\$41,383,083	113.40%	\$35,577,671	\$90,106,274	253.27%	16.57%
2003	\$42,611,734	\$40,107,443	94.12%	\$41,040,430	\$50,268,252	122.48%	16.77%
2004	\$48,418,835	\$38,723,657	79.98%	\$47,202,540	\$43,669,821	92.52%	13.63%
2005	\$45,726,733	\$23,180,412	50.69%	\$48,846,364	\$4,761,872	9.75%	-5.56%
2006	\$44,403,319	\$20,352,833	45.84%	\$42,164,248	\$16,253,820	38.55%	-2.89%
2007	\$37,364,634	\$24,495,724	65.56%	\$39,698,625	\$1,772,988	4.47%	-15.85%
2008	\$28,737,063	\$21,476,963	74.74%	\$29,395,330	\$34,290,103	116.65%	-23.09%
2009	\$27,083,268	\$16,436,941	60.69%	\$27,153,288	\$17,370,775	63.97%	-5.75%

HISTORICAL TRENDS BY LINE OF BUSINESS FOR YEARS 2000 - 2009

PRIVATE PASSENGER AUTO LIABILITY - BODILY INJURY

YEAR	DIRECT PREMIUM WRITTEN	DIRECT LOSSES PAID	CASH FLOW LOSS RATIO	DIRECT PREMIUM EARNED	DIRECT LOSSES INCURRED	LOSS RATIO	CHANGE IN DIRECT PREMIUM WRITTEN
2000	\$623,565,090	\$365,644,038	58.64%	\$626,953,600	\$378,369,614	60.35%	-1.63%
2001	\$641,412,208	\$369,630,252	57.63%	\$641,462,099	\$405,980,622	63.29%	2.86%
2002	\$677,369,950	\$373,637,845	55.16%	\$669,920,852	\$393,905,842	58.80%	5.61%
2003	\$690,293,517	\$386,484,308	55.99%	\$681,854,756	\$412,602,808	60.51%	1.91%
2004	\$700,801,940	\$408,256,743	58.26%	\$700,339,537	\$436,363,936	62.31%	1.52%
2005	\$719,748,706	\$438,738,616	60.96%	\$719,174,030	\$475,112,521	66.06%	2.70%
2006	\$715,234,862	\$424,942,335	59.41%	\$712,797,698	\$419,579,046	58.86%	-0.63%
2007	\$708,860,964	\$437,992,152	61.79%	\$710,973,342	\$443,359,132	62.36%	-0.89%
2008	\$701,144,550	\$477,171,987	68.06%	\$700,313,850	\$492,756,427	70.36%	-1.09%
2009	\$721,381,361	\$451,704,251	62.62%	\$714,805,595	\$466,129,688	65.21%	2.89%

PRIVATE PASSENGER AUTO LIABILITY - PROPERTY DAMAGE

YEAR	DIRECT PREMIUM WRITTEN	DIRECT LOSSES PAID	CASH FLOW LOSS RATIO	DIRECT PREMIUM EARNED	DIRECT LOSSES INCURRED	LOSS RATIO	CHANGE IN DIRECT PREMIUM WRITTEN
2000	\$409,501,544	\$338,975,612	82.78%	\$406,752,043	\$349,636,212	85.96%	1.93%
2001	\$438,818,978	\$359,254,775	81.87%	\$435,702,792	\$363,422,021	83.41%	7.16%
2002	\$507,741,126	\$371,358,545	73.14%	\$484,361,369	\$371,471,878	76.69%	15.71%
2003	\$574,312,577	\$371,718,988	64.72%	\$564,962,318	\$376,069,587	66.57%	13.11%
2004	\$591,742,243	\$366,797,232	61.99%	\$586,980,073	\$371,881,808	63.36%	3.03%
2005	\$571,950,381	\$365,913,330	63.98%	\$573,165,668	\$365,566,650	63.78%	-3.34%
2006	\$572,450,303	\$364,345,730	63.65%	\$570,418,432	\$361,090,401	63.30%	0.09%
2007	\$571,426,128	\$376,209,278	65.84%	\$570,905,786	\$373,624,472	65.44%	-0.18%
2008	\$579,295,490	\$373,914,316	64.55%	\$574,940,585	\$372,625,474	64.81%	1.38%
2009	\$586,305,649	\$368,569,673	62.86%	\$583,737,349	\$372,977,567	63.89%	1.21%

PRIVATE PASSENGER AUTO - MEDICAL PAYMENTS

YEAR	DIRECT PREMIUM WRITTEN	DIRECT LOSSES PAID	CASH FLOW LOSS RATIO	DIRECT PREMIUM EARNED	DIRECT LOSSES INCURRED	LOSS RATIO	CHANGE IN DIRECT PREMIUM WRITTEN
2000	\$73,531,229	\$56,429,206	76.74%	\$74,181,934	\$78,022,733	105.18%	-3.46%
2001	\$79,070,478	\$59,476,661	75.22%	\$78,375,934	\$60,103,167	76.69%	7.53%
2002	\$91,459,309	\$62,981,548	68.86%	\$87,805,235	\$66,851,821	76.14%	15.67%
2003	\$99,521,347	\$63,513,219	63.82%	\$97,706,064	\$59,211,502	60.60%	8.81%
2004	\$100,319,759	\$63,654,390	63.45%	\$100,748,913	\$64,668,029	64.19%	0.80%
2005	\$99,033,236	\$61,234,899	61.83%	\$98,995,200	\$57,751,777	58.34%	-1.28%
2006	\$99,153,074	\$61,815,844	62.34%	\$99,499,910	\$59,884,575	60.19%	0.12%
2007	\$93,893,255	\$58,771,507	62.59%	\$95,040,439	\$59,676,000	62.79%	-5.30%
2008	\$92,142,959	\$58,685,956	63.69%	\$92,258,101	\$59,059,709	64.02%	-1.86%
2009	\$89,155,033	\$56,332,098	63.18%	\$89,610,115	\$59,021,917	65.87%	-3.24%

HISTORICAL TRENDS BY LINE OF BUSINESS FOR YEARS 2000 - 2009

PRIVATE PASSENGER AUTO - UNINSURED MOTORISTS

YEAR	DIRECT PREMIUM WRITTEN	DIRECT LOSSES PAID	CASH FLOW LOSS RATIO	DIRECT PREMIUM EARNED	DIRECT LOSSES INCURRED	LOSS RATIO	CHANGE IN DIRECT PREMIUM WRITTEN
2000	\$95,175,027	\$47,269,403	49.67%	\$95,770,797	\$48,793,029	50.95%	-3.28%
2001	\$89,141,470	\$44,839,378	50.30%	\$90,260,478	\$44,138,809	48.90%	-6.34%
2002	\$87,674,170	\$47,448,104	54.12%	\$87,363,958	\$45,474,243	52.05%	-1.65%
2003	\$92,607,368	\$44,913,964	48.50%	\$90,790,873	\$53,422,258	58.84%	5.63%
2004	\$92,384,978	\$52,820,842	57.17%	\$94,194,036	\$53,774,503	57.09%	-0.24%
2005	\$91,622,974	\$47,367,334	51.70%	\$91,750,496	\$40,344,400	43.97%	-0.82%
2006	\$97,599,773	\$52,214,565	53.50%	\$97,148,291	\$52,132,072	53.66%	6.52%
2007	\$100,165,140	\$58,650,035	58.55%	\$99,541,423	\$66,639,892	66.95%	2.63%
2008	\$103,207,455	\$53,531,985	51.87%	\$101,381,721	\$53,878,655	53.14%	3.04%
2009	\$104,452,371	\$57,694,118	55.23%	\$103,928,980	\$60,672,629	58.38%	1.21%

PRIVATE PASSENGER AUTO - UNDERINSURED MOTORISTS

YEAR	DIRECT PREMIUM WRITTEN	DIRECT LOSSES PAID	CASH FLOW LOSS RATIO	DIRECT PREMIUM EARNED	DIRECT LOSSES INCURRED	LOSS RATIO	CHANGE IN DIRECT PREMIUM WRITTEN
2000	\$28,245,682	\$16,531,400	58.53%	\$28,070,928	\$3,850,480	13.72%	-1.94%
2001	\$33,256,191	\$23,151,479	69.62%	\$32,889,249	\$21,989,457	66.86%	17.74%
2002	\$37,068,173	\$20,013,040	53.99%	\$35,794,475	\$28,298,147	79.06%	11.46%
2003	\$40,201,927	\$24,634,949	61.28%	\$39,181,366	\$36,451,009	93.03%	8.45%
2004	\$40,279,510	\$29,807,295	74.00%	\$39,454,412	\$32,366,352	82.03%	0.19%
2005	\$45,065,083	\$28,229,009	62.64%	\$43,954,509	\$32,867,920	74.78%	11.88%
2006	\$52,858,779	\$33,344,003	63.08%	\$51,099,461	\$36,758,436	71.94%	17.29%
2007	\$59,342,800	\$36,177,826	60.96%	\$57,942,199	\$42,849,909	73.95%	12.27%
2008	\$62,272,349	\$38,532,060	61.88%	\$61,538,386	\$48,045,115	78.07%	4.94%
2009	\$66,231,520	\$38,805,509	58.59%	\$64,967,060	\$43,997,057	67.72%	6.36%

PRIVATE PASSENGER AUTO - ACCIDENTAL DEATH & DISABILITY/DISEMBERMENT

YEAR	DIRECT PREMIUM WRITTEN	DIRECT LOSSES PAID	CASH FLOW LOSS RATIO	DIRECT PREMIUM EARNED	DIRECT LOSSES INCURRED	LOSS RATIO	CHANGE IN DIRECT PREMIUM WRITTEN
2000	\$2,818,078	\$902,107	32.01%	\$2,827,011	\$933,714	33.03%	11.76%
2001	\$2,348,829	\$950,061	40.45%	\$2,305,661	\$952,532	41.31%	-16.65%
2002	\$2,628,970	\$869,788	33.08%	\$2,606,889	\$862,385	33.08%	11.93%
2003	\$2,669,775	\$1,054,007	39.48%	\$2,648,436	\$991,136	37.42%	1.55%
2004	\$2,758,288	\$831,936	30.16%	\$2,739,235	\$733,861	26.79%	3.32%
2005	\$2,898,397	\$782,292	26.99%	\$2,857,790	\$609,448	21.33%	5.08%
2006	\$2,938,395	\$953,083	32.44%	\$2,949,850	\$1,204,863	40.84%	1.38%
2007	\$2,858,621	\$832,694	29.13%	\$2,835,872	\$775,073	27.33%	-2.71%
2008	\$3,082,723	\$868,052	28.16%	\$3,308,724	\$581,824	17.58%	7.84%
2009	\$2,926,173	\$798,677	27.29%	\$2,940,507	\$751,869	25.57%	-5.08%

HISTORICAL TRENDS BY LINE OF BUSINESS FOR YEARS 2000 - 2009

COMMERCIAL AUTO LIABILITY - BODILY INJURY

YEAR	DIRECT PREMIUM WRITTEN	DIRECT LOSSES PAID	CASH FLOW LOSS RATIO	DIRECT PREMIUM EARNED	DIRECT LOSSES INCURRED	LOSS RATIO	CHANGE IN DIRECT PREMIUM WRITTEN
2000	\$182,720,638	\$132,016,621	72.25%	\$178,571,521	\$146,759,872	82.19%	6.71%
2001	\$201,535,699	\$127,619,526	63.32%	\$192,610,379	\$140,587,106	72.99%	10.30%
2002	\$243,246,527	\$138,938,134	57.12%	\$221,630,750	\$191,066,809	86.21%	20.70%
2003	\$249,443,701	\$153,259,759	61.44%	\$242,948,043	\$190,400,064	78.37%	2.55%
2004	\$266,104,571	\$167,500,159	62.95%	\$257,394,838	\$156,039,811	60.62%	6.68%
2005	\$268,161,058	\$147,975,880	55.18%	\$271,980,407	\$159,836,768	58.77%	0.77%
2006	\$257,416,800	\$134,421,032	52.22%	\$259,851,118	\$156,308,862	60.15%	-4.01%
2007	\$253,574,124	\$189,701,291	74.81%	\$255,111,322	\$173,304,828	67.93%	-1.49%
2008	\$258,154,184	\$125,225,656	48.51%	\$257,360,422	\$97,952,380	38.06%	1.81%
2009	\$237,445,190	\$154,682,730	65.14%	\$248,038,410	\$137,117,232	55.28%	-8.02%

COMMERCIAL AUTO LIABILITY - PROPERTY DAMAGE

YEAR	DIRECT PREMIUM WRITTEN	DIRECT LOSSES PAID	CASH FLOW LOSS RATIO	DIRECT PREMIUM EARNED	DIRECT LOSSES INCURRED	LOSS RATIO	CHANGE IN DIRECT PREMIUM WRITTEN
2000	\$70,556,568	\$53,660,974	76.05%	\$67,819,849	\$55,232,918	81.44%	27.92%
2001	\$82,992,112	\$46,399,238	55.91%	\$75,857,460	\$53,711,196	70.81%	17.62%
2002	\$84,139,767	\$45,408,262	53.97%	\$82,573,429	\$50,453,557	61.10%	1.38%
2003	\$92,324,565	\$43,901,369	47.55%	\$89,158,290	\$42,341,715	47.49%	9.73%
2004	\$90,257,005	\$42,132,717	46.68%	\$91,663,772	\$46,623,735	50.86%	-2.24%
2005	\$82,321,432	\$39,335,646	47.78%	\$79,876,541	\$42,737,585	53.50%	-8.79%
2006	\$82,830,527	\$40,838,688	49.30%	\$82,671,242	\$40,730,063	49.27%	0.62%
2007	\$68,679,461	\$43,890,092	63.91%	\$68,661,375	\$47,403,373	69.04%	-17.08%
2008	\$61,865,392	\$39,871,431	64.45%	\$63,274,235	\$35,026,063	55.36%	-9.92%
2009	\$59,009,477	\$33,517,860	56.80%	\$59,232,722	\$31,719,492	53.55%	-4.62%

COMMERCIAL AUTO - MEDICAL PAYMENTS

YEAR	DIRECT PREMIUM WRITTEN	DIRECT LOSSES PAID	CASH FLOW LOSS RATIO	DIRECT PREMIUM EARNED	DIRECT LOSSES INCURRED	LOSS RATIO	CHANGE IN DIRECT PREMIUM WRITTEN
2000	\$5,452,319	\$1,711,001	31.38%	\$5,319,882	\$1,686,721	31.71%	5.86%
2001	\$11,531,399	\$1,547,977	13.42%	\$9,008,916	\$1,985,357	22.04%	111.50%
2002	\$6,935,551	\$1,398,901	20.17%	\$8,773,033	\$946,477	10.79%	-39.86%
2003	\$7,494,910	\$1,643,260	21.93%	\$7,185,991	\$1,766,264	24.58%	8.07%
2004	\$7,769,372	\$4,641,831	59.75%	\$7,592,187	\$2,048,509	26.98%	3.66%
2005	\$61,808,059	\$11,841,379	19.16%	\$61,009,066	\$15,054,425	24.68%	695.53%
2006	\$88,791,644	\$14,942,188	16.83%	\$88,343,882	\$18,041,768	20.42%	43.66%
2007	\$9,026,398	\$3,684,831	40.82%	\$9,220,495	\$1,521,962	16.51%	-89.83%
2008	\$9,035,215	\$7,439,679	82.34%	\$9,318,286	\$10,472,913	112.39%	0.10%
2009	\$8,332,300	\$4,843,583	58.13%	\$8,457,490	\$7,012,584	82.92%	-7.78%

HISTORICAL TRENDS BY LINE OF BUSINESS FOR YEARS 2000 - 2009

COMMERCIAL AUTO - UNINSURED MOTORISTS

YEAR	DIRECT PREMIUM WRITTEN	DIRECT LOSSES PAID	CASH FLOW LOSS RATIO	DIRECT PREMIUM EARNED	DIRECT LOSSES INCURRED	LOSS RATIO	CHANGE IN DIRECT PREMIUM WRITTEN
2000	\$15,270,078	\$8,594,383	56.28%	\$13,888,371	\$14,283,705	102.85%	21.35%
2001	\$27,286,933	\$10,902,707	39.96%	\$26,496,932	\$15,098,737	56.98%	78.70%
2002	\$16,017,473	\$7,714,719	48.16%	\$16,397,727	\$8,626,258	52.61%	-41.30%
2003	\$17,959,726	\$6,302,966	35.10%	\$18,218,323	\$11,344,777	62.27%	12.13%
2004	\$17,185,381	\$7,666,069	44.61%	\$17,045,912	\$5,465,527	32.06%	-4.31%
2005	\$17,687,763	\$10,537,218	59.57%	\$17,302,729	\$10,671,396	61.67%	2.92%
2006	\$19,057,212	\$10,188,570	53.46%	\$18,795,548	\$12,963,327	68.97%	7.74%
2007	\$19,717,352	\$8,247,423	41.83%	\$19,785,131	\$7,838,669	39.62%	3.46%
2008	\$15,917,096	\$9,055,000	56.89%	\$16,537,312	\$5,480,603	33.14%	-19.27%
2009	\$15,315,772	\$7,191,076	46.95%	\$15,501,899	\$11,158,029	71.98%	-3.78%

PRIVATE PASSENGER AUTO - COMPREHENSIVE

YEAR	DIRECT PREMIUM WRITTEN	DIRECT LOSSES PAID	CASH FLOW LOSS RATIO	DIRECT PREMIUM EARNED	DIRECT LOSSES INCURRED	LOSS RATIO	CHANGE IN DIRECT PREMIUM WRITTEN
2000	\$364,645,586	\$207,401,164	56.88%	\$362,479,868	\$212,909,222	58.74%	1.88%
2001	\$389,581,471	\$515,333,582	132.28%	\$384,414,330	\$516,446,685	134.35%	6.84%
2002	\$418,524,602	\$240,420,486	57.44%	\$410,002,827	\$239,231,356	58.35%	7.43%
2003	\$449,295,894	\$320,742,757	71.39%	\$443,554,384	\$318,901,628	71.90%	7.35%
2004	\$459,520,370	\$324,057,579	70.52%	\$458,810,495	\$320,620,799	69.88%	2.28%
2005	\$457,656,918	\$204,530,039	44.69%	\$460,997,016	\$202,705,789	43.97%	-0.41%
2006	\$451,683,412	\$463,743,030	102.67%	\$452,007,717	\$463,897,951	102.63%	-1.31%
2007	\$451,416,503	\$224,867,856	49.81%	\$448,696,918	\$225,784,139	50.32%	-0.06%
2008	\$475,957,854	\$303,504,331	63.77%	\$473,162,593	\$301,091,698	63.63%	5.44%
2009	\$493,695,416	\$254,052,988	51.46%	\$488,770,299	\$258,879,794	52.97%	3.73%

PRIVATE PASSENGER AUTO - COLLISION

YEAR	DIRECT PREMIUM WRITTEN	DIRECT LOSSES PAID	CASH FLOW LOSS RATIO	DIRECT PREMIUM EARNED	DIRECT LOSSES INCURRED	LOSS RATIO	CHANGE IN DIRECT PREMIUM WRITTEN
2000	\$680,511,713	\$437,468,761	64.29%	\$673,852,841	\$447,521,657	66.41%	3.24%
2001	\$739,147,615	\$480,638,513	65.03%	\$728,930,013	\$483,443,316	66.32%	8.62%
2002	\$782,499,050	\$474,880,795	60.69%	\$774,073,704	\$476,914,243	61.61%	5.87%
2003	\$812,910,433	\$467,697,858	57.53%	\$803,532,054	\$464,446,320	57.80%	3.89%
2004	\$820,637,371	\$451,512,091	55.02%	\$824,990,169	\$448,885,997	54.41%	0.95%
2005	\$785,477,015	\$450,298,920	57.33%	\$793,406,772	\$448,529,725	56.53%	-4.28%
2006	\$774,244,203	\$446,106,602	57.62%	\$772,078,132	\$448,667,576	58.11%	-1.43%
2007	\$768,820,222	\$486,991,645	63.34%	\$770,181,860	\$492,954,502	64.00%	-0.70%
2008	\$761,230,898	\$484,971,058	63.71%	\$758,776,246	\$486,449,846	64.11%	-0.99%
2009	\$760,505,125	\$445,596,171	58.59%	\$758,741,635	\$453,617,037	59.79%	-0.10%

HISTORICAL TRENDS BY LINE OF BUSINESS FOR YEARS 2000 - 2009

COMMERCIAL AUTO - COMPREHENSIVE

YEAR	DIRECT PREMIUM WRITTEN	DIRECT LOSSES PAID	CASH FLOW LOSS RATIO	DIRECT PREMIUM EARNED	DIRECT LOSSES INCURRED	LOSS RATIO	CHANGE IN DIRECT PREMIUM WRITTEN
2000	\$49,974,077	\$28,598,278	57.23%	\$48,409,225	\$29,317,786	60.56%	-1.84%
2001	\$60,069,425	\$60,624,955	100.92%	\$56,196,985	\$60,853,849	108.29%	20.20%
2002	\$59,195,204	\$23,883,950	40.35%	\$57,778,388	\$25,319,207	43.82%	-1.46%
2003	\$58,013,348	\$33,980,947	58.57%	\$57,788,854	\$32,861,398	56.86%	-2.00%
2004	\$61,203,306	\$32,970,544	53.87%	\$60,296,445	\$31,213,703	51.77%	5.50%
2005	\$63,177,401	\$24,175,823	38.27%	\$64,005,865	\$25,747,008	40.23%	3.23%
2006	\$64,583,189	\$61,101,767	94.61%	\$64,500,523	\$60,705,338	94.12%	2.23%
2007	\$58,387,652	\$25,355,809	43.43%	\$59,263,543	\$25,958,109	43.80%	-9.59%
2008	\$55,520,797	\$36,017,749	64.87%	\$57,985,862	\$34,078,969	58.77%	-4.91%
2009	\$49,460,665	\$27,569,025	55.74%	\$51,448,150	\$26,734,442	51.96%	-10.92%

COMMERCIAL AUTO - COLLISION

YEAR	DIRECT PREMIUM WRITTEN	DIRECT LOSSES PAID	CASH FLOW LOSS RATIO	DIRECT PREMIUM EARNED	DIRECT LOSSES INCURRED	LOSS RATIO	CHANGE IN DIRECT PREMIUM WRITTEN
2000	\$78,903,780	\$54,827,878	69.49%	\$78,036,336	\$55,171,473	70.70%	10.27%
2001	\$89,023,604	\$59,840,556	67.22%	\$83,770,150	\$58,876,439	70.28%	12.83%
2002	\$100,617,350	\$49,031,878	48.73%	\$94,879,197	\$55,532,374	58.53%	13.02%
2003	\$99,999,479	\$48,855,092	48.86%	\$100,773,243	\$44,874,488	44.53%	-0.61%
2004	\$102,908,301	\$46,435,406	45.12%	\$100,472,114	\$45,818,749	45.60%	2.91%
2005	\$94,966,273	\$47,545,217	50.07%	\$95,533,021	\$48,272,677	50.53%	-7.72%
2006	\$92,474,523	\$54,124,240	58.53%	\$93,458,371	\$54,255,152	58.05%	-2.62%
2007	\$86,538,763	\$46,101,509	53.27%	\$87,149,357	\$46,531,157	53.39%	-6.42%
2008	\$77,057,583	\$48,940,904	63.51%	\$78,921,978	\$49,540,130	62.77%	-10.96%
2009	\$69,154,118	\$38,620,769	55.85%	\$71,801,637	\$37,867,947	52.74%	-10.26%

TOTAL PRIVATE PASSENGER AUTO

YEAR	DIRECT PREMIUM WRITTEN	DIRECT LOSSES PAID	CASH FLOW LOSS RATIO	DIRECT PREMIUM EARNED	DIRECT LOSSES INCURRED	LOSS RATIO	CHANGE IN DIRECT PREMIUM WRITTEN
2000	\$2,277,993,949	\$1,470,621,691	64.56%	\$2,270,889,022	\$1,520,036,661	66.94%	0.86%
2001	\$2,412,777,240	\$1,853,274,701	76.81%	\$2,394,340,556	\$1,896,476,609	79.21%	5.92%
2002	\$2,604,965,350	\$1,591,610,151	61.10%	\$2,551,929,309	\$1,623,009,915	63.60%	7.97%
2003	\$2,761,812,838	\$1,680,760,050	60.86%	\$2,724,230,251	\$1,722,096,248	63.21%	6.02%
2004	\$2,808,444,459	\$1,697,738,108	60.45%	\$2,808,256,870	\$1,729,295,285	61.58%	1.69%
2005	\$2,773,452,710	\$1,597,094,439	57.59%	\$2,784,301,481	\$1,623,488,230	58.31%	-1.25%
2006	\$2,766,162,801	\$1,847,465,192	66.79%	\$2,757,999,491	\$1,843,214,920	66.83%	-0.26%
2007	\$2,756,783,633	\$1,680,492,993	60.96%	\$2,756,117,839	\$1,705,663,119	61.89%	-0.34%
2008	\$2,778,334,278	\$1,791,179,745	64.47%	\$2,765,680,206	\$1,814,488,748	65.61%	0.78%
2009	\$2,824,652,648	\$1,673,553,485	59.25%	\$2,807,501,540	\$1,716,047,558	61.12%	1.67%

HISTORICAL TRENDS BY LINE OF BUSINESS FOR YEARS 2000 - 2009

TOTAL COMMERCIAL AUTO

YEAR	DIRECT PREMIUM WRITTEN	DIRECT LOSSES PAID	CASH FLOW LOSS RATIO	DIRECT PREMIUM EARNED	DIRECT LOSSES INCURRED	LOSS RATIO	CHANGE IN DIRECT PREMIUM WRITTEN
2000	\$402,877,460	\$279,409,135	69.35%	\$392,045,184	\$302,452,475	77.15%	9.90%
2001	\$472,439,172	\$306,934,959	64.97%	\$443,940,822	\$331,112,684	74.58%	17.27%
2002	\$510,151,872	\$266,375,844	52.22%	\$482,032,524	\$331,944,682	68.86%	7.98%
2003	\$525,235,729	\$287,943,393	54.82%	\$516,072,744	\$323,588,706	62.70%	2.96%
2004	\$545,427,936	\$301,346,726	55.25%	\$534,465,268	\$287,210,034	53.74%	3.84%
2005	\$588,121,986	\$281,411,163	47.85%	\$589,707,629	\$302,319,859	51.27%	7.83%
2006	\$605,153,895	\$315,616,485	52.15%	\$607,620,684	\$343,004,510	56.45%	2.90%
2007	\$495,923,750	\$316,980,955	63.92%	\$499,191,223	\$302,558,098	60.61%	-18.05%
2008	\$477,550,267	\$266,550,419	55.82%	\$483,398,095	\$232,551,058	48.11%	-3.70%
2009	\$438,717,522	\$266,425,043	60.73%	\$454,480,308	\$251,609,726	55.36%	-8.13%

AIRCRAFT

YEAR	DIRECT PREMIUM WRITTEN	DIRECT LOSSES PAID	CASH FLOW LOSS RATIO	DIRECT PREMIUM EARNED	DIRECT LOSSES INCURRED	LOSS RATIO	CHANGE IN DIRECT PREMIUM WRITTEN
2000	\$24,354,600	\$10,943,494	44.93%	\$22,356,640	\$10,965,605	49.05%	33.04%
2001	\$24,527,934	\$10,773,107	43.92%	\$23,888,665	\$19,821,446	82.97%	0.71%
2002	\$36,587,756	\$15,865,058	43.36%	\$32,915,282	\$16,682,735	50.68%	49.17%
2003	\$34,079,122	\$12,842,608	37.68%	\$34,288,794	\$12,883,947	37.57%	-6.86%
2004	\$32,464,976	\$10,804,783	33.28%	\$33,277,303	\$9,466,912	28.45%	-4.74%
2005	\$34,321,704	\$6,891,430	20.08%	\$33,891,884	\$20,795,199	61.36%	5.72%
2006	\$34,302,205	\$9,954,123	29.02%	\$34,750,943	\$9,858,014	28.37%	-0.06%
2007	\$33,388,422	\$19,256,853	57.68%	\$33,883,394	\$5,255,177	15.51%	-2.66%
2008	\$30,184,694	\$16,077,301	53.26%	\$30,316,999	\$19,562,911	64.53%	-9.60%
2009	\$28,035,877	\$11,851,893	42.27%	\$27,854,783	\$5,962,431	21.41%	-7.12%

FIDELITY

YEAR	DIRECT PREMIUM WRITTEN	DIRECT LOSSES PAID	CASH FLOW LOSS RATIO	DIRECT PREMIUM EARNED	DIRECT LOSSES INCURRED	LOSS RATIO	CHANGE IN DIRECT PREMIUM WRITTEN
2000	\$15,509,294	\$3,830,017	24.69%	\$14,880,294	\$10,920,874	73.39%	9.81%
2001	\$16,607,341	\$10,929,057	65.81%	\$16,028,683	\$9,809,969	61.20%	7.08%
2002	\$19,810,174	\$12,640,539	63.81%	\$18,100,444	\$10,469,708	57.84%	19.29%
2003	\$22,487,041	\$6,726,389	29.91%	\$21,627,865	\$7,369,217	34.07%	13.51%
2004	\$22,168,831	\$8,928,202	40.27%	\$22,600,150	\$9,230,395	40.84%	-1.42%
2005	\$23,042,366	\$5,944,543	25.80%	\$22,631,716	\$13,472,018	59.53%	3.94%
2006	\$20,361,971	\$10,450,633	51.32%	\$21,271,061	\$5,404,531	25.41%	-11.63%
2007	\$21,914,254	\$5,210,221	23.78%	\$21,387,403	\$3,731,487	17.45%	7.62%
2008	\$20,682,756	\$13,881,143	67.11%	\$20,432,295	\$12,838,518	62.83%	-5.62%
2009	\$20,019,949	\$8,964,561	44.78%	\$20,542,544	\$6,486,803	31.58%	-3.20%

HISTORICAL TRENDS BY LINE OF BUSINESS FOR YEARS 2000 - 2009

SURETY

YEAR	DIRECT PREMIUM WRITTEN	DIRECT LOSSES PAID	CASH FLOW LOSS RATIO	DIRECT PREMIUM EARNED	DIRECT LOSSES INCURRED	LOSS RATIO	CHANGE IN DIRECT PREMIUM WRITTEN
2000	\$47,048,523	\$7,316,590	15.55%	\$44,606,734	\$8,531,677	19.13%	5.22%
2001	\$52,187,453	\$9,022,254	17.29%	\$48,755,658	\$13,952,137	28.62%	10.92%
2002	\$55,933,530	\$9,187,530	16.43%	\$54,757,917	\$10,751,797	19.64%	7.18%
2003	\$59,048,656	\$10,471,547	17.73%	\$56,336,389	\$7,015,246	12.45%	5.57%
2004	\$57,700,529	\$4,164,385	7.22%	\$58,025,787	\$8,226,200	14.18%	-2.28%
2005	\$67,003,050	\$19,740,699	29.46%	\$65,353,672	\$20,079,091	30.72%	16.12%
2006	\$76,489,177	\$3,911,842	5.11%	\$71,809,168	\$20,744,172	28.89%	14.16%
2007	\$86,709,776	\$13,644,816	15.74%	\$77,899,558	\$14,760,297	18.95%	13.36%
2008	\$83,321,843	\$8,959,400	10.75%	\$83,851,726	\$6,638,566	7.92%	-3.91%
2009	\$77,751,856	\$6,809,571	8.76%	\$79,904,922	\$7,524,160	9.42%	-6.68%

GLASS

YEAR	DIRECT PREMIUM WRITTEN	DIRECT LOSSES PAID	CASH FLOW LOSS RATIO	DIRECT PREMIUM EARNED	DIRECT LOSSES INCURRED	LOSS RATIO	CHANGE IN DIRECT PREMIUM WRITTEN
2000	\$22,197	\$21,935	98.82%	\$22,513	\$20,507	91.09%	-0.99%
2001	\$13,724	\$2,999	21.85%	\$17,323	\$5,285	30.51%	-38.17%
2002	\$13,374	\$4,358	32.59%	\$16,260	\$3,206	19.72%	-2.55%
2003	\$10,178	\$5,508	54.12%	\$10,457	\$5,097	48.74%	-23.90%
2004	\$8,065	\$1,457	18.07%	\$8,554	\$860	10.05%	-20.76%
2005	\$7,405	\$2,238	30.22%	\$7,715	\$2,191	28.40%	-8.18%
2006	\$6,647	\$273	4.11%	\$6,795	\$231	3.40%	-10.24%
2007	\$6,121	\$2,831	46.25%	\$6,374	-\$247	-3.88%	-7.91%
2008	\$4,813	\$1,261	26.20%	\$5,453	\$1,179	21.62%	-21.37%
2009	\$7,055	\$1,770	25.09%	\$5,961	\$1,804	30.26%	46.58%

BURGLARY & THEFT

YEAR	DIRECT PREMIUM WRITTEN	DIRECT LOSSES PAID	CASH FLOW LOSS RATIO	DIRECT PREMIUM EARNED	DIRECT LOSSES INCURRED	LOSS RATIO	CHANGE IN DIRECT PREMIUM WRITTEN
2000	\$3,081,965	\$634,670	20.59%	\$2,918,589	\$671,980	23.02%	5.12%
2001	\$3,465,977	\$562,918	16.24%	\$3,228,055	\$768,490	23.81%	12.46%
2002	\$2,446,545	\$562,171	22.98%	\$2,949,704	\$506,458	17.17%	-29.41%
2003	\$3,016,412	\$402,912	13.36%	\$2,923,637	\$433,724	14.84%	23.29%
2004	\$3,075,875	\$1,243,717	40.43%	\$3,041,453	\$856,560	28.16%	1.97%
2005	\$3,086,430	\$1,213,949	39.33%	\$2,879,888	\$1,259,157	43.72%	0.34%
2006	\$4,486,169	-\$508,812	-11.34%	\$4,096,450	\$92,897	2.27%	45.35%
2007	\$3,182,069	\$321,486	10.10%	\$3,381,487	\$359,240	10.62%	-29.07%
2008	\$3,167,368	\$214,812	6.78%	\$3,299,915	\$541,296	16.40%	-0.46%
2009	\$3,182,065	\$555,484	17.46%	\$3,204,459	\$432,096	13.48%	0.46%

HISTORICAL TRENDS BY LINE OF BUSINESS FOR YEARS 2000 - 2009

BOILER & MACHINERY

YEAR	DIRECT PREMIUM WRITTEN	DIRECT LOSSES PAID	CASH FLOW LOSS RATIO	DIRECT PREMIUM EARNED	DIRECT LOSSES INCURRED	LOSS RATIO	CHANGE IN DIRECT PREMIUM WRITTEN
2000	\$14,261,342	\$3,317,833	23.26%	\$12,932,220	-\$2,469,296	-19.09%	14.60%
2001	\$18,078,330	\$7,629,302	42.20%	\$15,769,749	\$4,214,136	26.72%	26.76%
2002	\$22,118,305	\$4,126,311	18.66%	\$20,782,333	\$12,486,750	60.08%	22.35%
2003	\$22,028,458	\$9,644,069	43.78%	\$22,133,751	\$5,521,170	24.94%	-0.41%
2004	\$20,154,053	\$4,993,081	24.77%	\$20,792,906	\$4,009,561	19.28%	-8.51%
2005	\$20,374,249	\$2,859,093	14.03%	\$20,930,936	\$1,756,010	8.39%	1.09%
2006	\$20,287,178	\$3,041,006	14.99%	\$20,136,360	\$9,338,707	46.38%	-0.43%
2007	\$19,710,931	\$4,046,366	20.53%	\$19,914,744	\$2,532,523	12.72%	-2.84%
2008	\$18,807,299	\$5,489,504	29.19%	\$18,806,672	\$3,970,647	21.11%	-4.58%
2009	\$18,653,905	\$49,196,986	263.74%	\$18,691,900	\$44,479,948	237.96%	-0.82%

CREDIT PROPERTY (Excluding V.S.I.)

YEAR	DIRECT PREMIUM WRITTEN	DIRECT LOSSES PAID	CASH FLOW LOSS RATIO	DIRECT PREMIUM EARNED	DIRECT LOSSES INCURRED	LOSS RATIO	CHANGE IN DIRECT PREMIUM WRITTEN
2000	\$4,621,586	\$1,303,384	28.20%	\$4,579,044	\$1,243,883	27.16%	14.90%
2001	\$5,292,936	\$1,335,927	25.24%	\$4,804,226	\$1,543,533	32.13%	14.53%
2002	\$8,240,190	\$3,116,249	37.82%	\$7,558,084	\$3,722,489	49.25%	55.68%
2003	\$8,909,334	\$3,335,740	37.44%	\$8,721,523	\$3,208,429	36.79%	8.12%
2004	\$9,753,211	\$3,341,966	34.27%	\$8,820,816	\$3,577,427	40.56%	9.47%
2005	\$13,666,007	\$4,870,076	35.64%	\$12,470,067	\$4,988,731	40.01%	40.12%
2006	\$12,680,999	\$6,490,868	51.19%	\$12,571,210	\$7,245,222	57.63%	-7.21%
2007	\$11,569,321	\$5,286,231	45.69%	\$10,987,343	\$5,241,754	47.71%	-8.77%
2008	\$11,554,901	\$6,046,127	52.33%	\$10,238,539	\$6,266,122	61.20%	-0.12%
2009	\$9,562,362	\$6,271,432	65.58%	\$11,016,756	\$6,187,197	56.16%	-17.24%

CREDIT CASUALTY

YEAR	DIRECT PREMIUM WRITTEN	DIRECT LOSSES PAID	CASH FLOW LOSS RATIO	DIRECT PREMIUM EARNED	DIRECT LOSSES INCURRED	LOSS RATIO	CHANGE IN DIRECT PREMIUM WRITTEN
2000	\$2,189,505	\$869,015	39.69%	\$2,149,275	\$711,213	33.09%	-19.74%
2001	\$2,895,383	\$2,374,515	82.01%	\$2,916,217	\$3,545,287	121.57%	32.24%
2002	\$2,054,509	\$1,621,731	78.94%	\$2,153,834	-\$547,129	-25.40%	-29.04%
2003	\$2,868,531	\$574,991	20.04%	\$2,920,517	\$801,309	27.44%	39.62%
2004	\$3,488,915	\$312,401	8.95%	\$3,171,019	\$670,387	21.14%	21.63%
2005	\$3,992,702	\$808,067	20.24%	\$3,397,948	\$1,943,557	57.20%	14.44%
2006	\$7,426,757	\$675,136	9.09%	\$7,414,019	\$1,098,555	14.82%	86.01%
2007	\$21,671,823	\$10,429,902	48.13%	\$19,311,754	\$15,664,706	81.11%	191.81%
2008	\$48,655,278	\$38,253,580	78.62%	\$48,002,457	\$47,313,540	98.56%	124.51%
2009	\$21,617,539	\$52,361,636	242.22%	\$22,619,749	\$48,101,328	212.65%	-55.57%

HISTORICAL TRENDS BY LINE OF BUSINESS FOR YEARS 2000 - 2009

CREDIT UNEMPLOYMENT

YEAR	DIRECT PREMIUM WRITTEN	DIRECT LOSSES PAID	CASH FLOW LOSS RATIO	DIRECT PREMIUM EARNED	DIRECT LOSSES INCURRED	LOSS RATIO	CHANGE IN DIRECT PREMIUM WRITTEN
2000	\$11,931,556	\$783,341	6.57%	\$10,557,170	\$921,028	8.72%	-2.79%
2001	\$14,020,852	\$1,350,787	9.63%	\$13,416,587	\$1,569,819	11.70%	17.51%
2002	\$10,122,498	\$1,464,261	14.47%	\$11,240,982	\$1,769,739	15.74%	-27.80%
2003	\$7,088,235	\$1,296,705	18.29%	\$8,954,710	\$1,286,791	14.37%	-29.98%
2004	\$6,961,812	\$960,790	13.80%	\$7,371,808	\$652,505	8.85%	-1.78%
2005	\$6,046,199	\$752,972	12.45%	\$6,457,682	\$447,059	6.92%	-13.15%
2006	\$5,086,904	\$693,206	13.63%	\$5,593,378	\$566,565	10.13%	-15.87%
2007	\$5,147,692	\$1,036,578	20.14%	\$4,965,906	\$1,034,072	20.82%	1.19%
2008	\$4,722,978	\$858,076	18.17%	\$4,627,673	\$1,034,975	22.36%	-8.25%
2009	\$4,154,410	\$2,340,868	56.35%	\$4,781,143	\$2,613,183	54.66%	-12.04%

VSI/COLLATERAL PROTECTION

YEAR	DIRECT PREMIUM WRITTEN	DIRECT LOSSES PAID	CASH FLOW LOSS RATIO	DIRECT PREMIUM EARNED	DIRECT LOSSES INCURRED	LOSS RATIO	CHANGE IN DIRECT PREMIUM WRITTEN
2000	\$5,542,818	\$1,942,385	35.04%	\$5,398,661	\$1,967,698	36.45%	112.61%
2001	\$1,848,208	\$1,558,707	84.34%	\$2,526,542	\$1,361,141	53.87%	-66.66%
2002	\$4,397,638	\$2,216,846	50.41%	\$4,334,712	\$2,690,442	62.07%	137.94%
2003	\$4,500,120	\$3,581,791	79.59%	\$4,377,791	\$3,366,751	76.91%	2.33%
2004	\$5,916,230	\$3,972,563	67.15%	\$4,571,439	\$3,845,612	84.12%	31.47%
2005	\$7,303,370	\$3,354,564	45.93%	\$5,701,419	\$3,867,840	67.84%	23.45%
2006	\$6,642,710	\$3,246,885	48.88%	\$6,582,685	\$4,055,138	61.60%	-9.05%
2007	\$5,176,808	\$2,196,358	42.43%	\$5,122,235	\$3,430,994	66.98%	-22.07%
2008	\$8,150,976	\$5,328,889	65.38%	\$8,036,011	\$4,423,602	55.05%	57.45%
2009	\$7,105,643	\$4,084,649	57.48%	\$6,969,047	\$4,097,210	58.79%	-12.82%

MORTGAGE GUARANTY

YEAR	DIRECT PREMIUM WRITTEN	DIRECT LOSSES PAID	CASH FLOW LOSS RATIO	DIRECT PREMIUM EARNED	DIRECT LOSSES INCURRED	LOSS RATIO	CHANGE IN DIRECT PREMIUM WRITTEN
2000	\$58,823,156	\$5,734,203	9.75%	\$58,588,174	\$12,848,344	21.93%	18.05%
2001	\$65,537,136	\$8,399,925	12.82%	\$64,081,638	\$18,765,529	29.28%	11.41%
2002	\$72,339,013	\$15,778,345	21.81%	\$72,806,617	\$30,744,167	42.23%	10.38%
2003	\$80,357,983	\$27,405,419	34.10%	\$79,148,953	\$37,031,839	46.79%	11.09%
2004	\$86,158,954	\$35,910,999	41.68%	\$86,313,621	\$44,688,931	51.78%	7.22%
2005	\$92,035,748	\$39,726,566	43.16%	\$90,607,938	\$48,887,424	53.95%	6.82%
2006	\$96,531,710	\$44,682,675	46.29%	\$95,921,236	\$52,253,762	54.48%	4.89%
2007	\$110,610,025	\$54,703,147	49.46%	\$104,265,196	\$89,555,336	85.89%	14.58%
2008	\$117,918,323	\$80,367,901	68.16%	\$113,640,286	\$157,245,151	138.37%	6.61%
2009	\$101,933,882	\$89,231,495	87.54%	\$104,335,510	\$126,883,922	121.61%	-13.56%

HISTORICAL TRENDS BY LINE OF BUSINESS FOR YEARS 2000 - 2009

TITLE

YEAR	DIRECT PREMIUM WRITTEN	DIRECT LOSSES PAID	CASH FLOW LOSS RATIO	DIRECT PREMIUM EARNED	DIRECT LOSSES INCURRED	LOSS RATIO	CHANGE IN DIRECT PREMIUM WRITTEN
2000	\$35,358,137	\$5,105,394	14.44%	\$34,653,454	\$5,716,466	16.50%	-20.38%
2001	\$46,369,604	\$6,216,267	13.41%	\$42,753,213	\$8,215,185	19.22%	31.14%
2002	\$56,193,644	\$8,400,109	14.95%	\$50,303,061	\$6,998,702	13.91%	21.19%
2003	\$76,359,099	\$7,282,541	9.54%	\$67,483,423	\$8,031,921	11.90%	35.89%
2004	\$72,021,206	\$8,752,843	12.15%	\$67,916,623	\$8,415,182	12.39%	-5.68%
2005	\$75,800,767	\$26,400,171	34.83%	\$72,184,023	\$31,935,332	44.24%	5.25%
2006	\$78,345,160	\$12,831,429	16.38%	\$74,836,753	\$19,894,716	26.58%	3.36%
2007	\$76,424,750	\$16,883,128	22.09%	\$63,683,884	\$18,561,261	29.15%	-2.45%
2008	\$61,053,961	\$17,223,101	28.21%	\$65,748,122	\$17,430,671	26.51%	-20.11%
2009	\$53,129,204	\$15,756,772	29.66%	\$53,261,382	\$11,705,405	21.98%	-12.98%

PROFESSIONAL LIABILITY

YEAR	DIRECT PREMIUM WRITTEN	DIRECT LOSSES PAID	CASH FLOW LOSS RATIO	DIRECT PREMIUM EARNED	DIRECT LOSSES INCURRED	LOSS RATIO	CHANGE IN DIRECT PREMIUM WRITTEN
2000	\$9,177,476	\$2,124,486	\$0	\$7,805,405	\$1,107,341	\$0	N/A
2001	\$22,599,332	\$6,540,528	28.94%	\$21,321,909	\$5,973,834	28.02%	146.25%
2002	\$26,334,775	\$7,657,931	29.08%	\$25,447,610	\$17,945,846	70.52%	16.53%
2003	\$26,055,353	\$12,810,273	49.17%	\$21,252,666	\$18,589,750	87.47%	-1.06%
2004	\$65,935,399	\$18,717,253	28.39%	\$65,635,698	\$26,301,057	40.07%	153.06%
2005	\$74,871,487	\$32,024,960	42.77%	\$72,421,788	\$47,689,326	65.85%	13.55%
2006	\$77,928,892	\$34,396,030	44.14%	\$83,611,658	\$60,138,372	71.93%	4.08%
2007	\$69,750,191	\$40,125,834	57.53%	\$71,303,999	\$33,307,074	46.71%	-10.50%
2008	\$72,144,732	\$13,583,996	18.83%	\$71,563,769	\$35,635,114	49.79%	3.43%
2009	\$65,085,332	\$18,049,605	27.73%	\$68,389,840	\$19,870,733	29.06%	-9.79%

LAWYERS MALPRACTICE

YEAR	DIRECT PREMIUM WRITTEN	DIRECT LOSSES PAID	CASH FLOW LOSS RATIO	DIRECT PREMIUM EARNED	DIRECT LOSSES INCURRED	LOSS RATIO	CHANGE IN DIRECT PREMIUM WRITTEN
2000	\$11,026,795	\$6,608,784	59.93%	\$9,915,755	-\$18,393,921	-185.50%	-9.43%
2001	\$13,576,133	\$4,525,205	33.33%	\$14,770,445	\$4,631,875	31.36%	23.12%
2002	\$12,818,643	\$3,084,529	24.06%	\$11,830,869	\$2,426,999	20.51%	-5.58%
2003	\$13,057,678	\$3,721,625	28.50%	\$11,671,741	\$3,402,619	29.15%	1.86%
2004	\$14,539,856	\$3,052,386	20.99%	\$13,343,100	\$6,472,267	48.51%	11.35%
2005	\$14,794,606	\$13,681,015	92.47%	\$14,145,032	\$16,044,522	113.43%	1.75%
2006	\$17,435,456	\$9,162,194	52.55%	\$16,719,059	\$11,720,958	70.11%	17.85%
2007	\$17,727,731	\$4,062,090	22.91%	\$17,152,684	\$4,464,212	26.03%	1.68%
2008	\$16,324,591	\$4,252,076	26.05%	\$16,766,853	\$3,959,872	23.62%	-7.91%
2009	\$15,449,728	\$3,525,079	22.82%	\$15,692,495	\$5,611,861	35.76%	-5.36%

HISTORICAL TRENDS BY LINE OF BUSINESS FOR YEARS 2000 - 2009

REAL ESTATE MALPRACTICE

YEAR	DIRECT PREMIUM WRITTEN	DIRECT LOSSES PAID	CASH FLOW LOSS RATIO	DIRECT PREMIUM EARNED	DIRECT LOSSES INCURRED	LOSS RATIO	CHANGE IN DIRECT PREMIUM WRITTEN
2000	\$450,419	\$113,223	25.14%	\$80,699	\$16,082	19.93%	9.06%
2001	\$627,684	\$70,183	11.18%	-\$274,156	\$133,283	-48.62%	39.36%
2002	\$1,106,459	\$44,536	4.03%	-\$86,912	\$170,332	-195.98%	76.28%
2003	\$1,502,753	\$230,171	15.32%	-\$545,691	\$779,853	-142.91%	35.82%
2004	\$2,195,145	\$47,909	2.18%	-\$537,235	\$1,030,640	-191.84%	46.07%
2005	-\$875,718	\$216,073	-24.67%	-\$905,386	\$530,005	-58.54%	-139.89%
2006	\$2,221,705	\$144,154	6.49%	\$2,361,731	\$789,714	33.44%	-353.70%
2007	\$2,581,948	\$234,592	9.09%	\$1,984,075	\$1,322,615	66.66%	16.21%
2008	\$1,857,153	\$320,119	17.24%	\$1,845,056	\$1,100,820	59.66%	-28.07%
2009	\$1,387,002	\$808,597	58.30%	\$1,650,595	\$234,772	14.22%	-25.32%

UMBRELLA

YEAR	DIRECT PREMIUM WRITTEN	DIRECT LOSSES PAID	CASH FLOW LOSS RATIO	DIRECT PREMIUM EARNED	DIRECT LOSSES INCURRED	LOSS RATIO	CHANGE IN DIRECT PREMIUM WRITTEN
2000	\$28,987,360	\$70,831,728	244.35%	\$18,322,617	\$3,075,688	16.79%	18.69%
2001	\$56,069,299	\$58,374,089	104.11%	\$53,084,536	\$16,490,833	31.07%	93.43%
2002	\$31,677,206	\$31,371,657	99.04%	\$27,912,202	\$69,648,264	249.53%	-43.50%
2003	\$36,612,192	\$70,862,268	193.55%	\$28,227,670	\$104,475,926	370.12%	15.58%
2004	\$41,308,702	\$30,896,056	74.79%	\$38,099,920	\$18,075,721	47.44%	12.83%
2005	\$41,912,787	\$90,886,887	216.85%	\$35,922,082	\$92,631,215	257.87%	1.46%
2006	\$40,691,329	\$47,038,381	115.60%	\$34,189,722	\$49,347,092	144.33%	-2.91%
2007	\$39,468,071	\$47,737,069	120.95%	\$36,772,583	\$37,508,315	102.00%	-3.01%
2008	\$48,152,934	\$33,955,324	70.52%	\$40,149,037	\$73,154,735	182.21%	22.00%
2009	\$45,363,571	\$12,066,967	26.60%	\$44,947,301	\$123,144,324	273.97%	-5.79%

OTHER SPECIFIC

YEAR	DIRECT PREMIUM WRITTEN	DIRECT LOSSES PAID	CASH FLOW LOSS RATIO	DIRECT PREMIUM EARNED	DIRECT LOSSES INCURRED	LOSS RATIO	CHANGE IN DIRECT PREMIUM WRITTEN
2000	\$2,536,931	\$252,626	9.96%	\$2,983,503	-\$2,871,365	-96.24%	-66.03%
2001	\$3,904,169	\$917,838	23.51%	\$3,264,664	\$416,784	12.77%	53.89%
2002	\$4,401,038	\$3,160,282	71.81%	\$4,640,064	\$2,305,714	49.69%	12.73%
2003	\$5,273,718	\$2,157,760	40.92%	\$1,956,902	\$2,825,055	144.36%	19.83%
2004	\$8,543,388	\$1,952,678	22.86%	\$7,239,246	\$1,167,647	16.13%	62.00%
2005	\$8,020,080	\$3,177,491	39.62%	\$5,352,838	\$3,911,825	73.08%	-6.13%
2006	\$5,981,413	\$2,825,409	47.24%	\$4,842,419	\$2,901,715	59.92%	-25.42%
2007	\$6,212,628	\$2,838,629	45.69%	\$5,716,205	\$2,811,572	49.19%	3.87%
2008	\$2,891,876	\$1,239,952	42.88%	\$8,812,864	\$1,394,104	15.82%	-53.45%
2009	\$8,962,614	\$4,036,638	45.04%	\$8,889,497	\$4,314,485	48.53%	209.92%

HISTORICAL TRENDS BY LINE OF BUSINESS FOR YEARS 2000 - 2009

NATIONAL FLOOD INSURANCE PROGRAM

YEAR	DIRECT PREMIUM WRITTEN	DIRECT LOSSES PAID	CASH FLOW LOSS RATIO	DIRECT PREMIUM EARNED	DIRECT LOSSES INCURRED	LOSS RATIO	CHANGE IN DIRECT PREMIUM WRITTEN
2000	\$7,798,273	\$5,093,561	65.32%	\$7,963,507	\$5,360,502	67.31%	4.42%
2001	\$8,666,186	\$3,652,229	42.14%	\$8,551,577	\$3,617,176	42.30%	11.13%
2002	\$9,194,070	\$4,930,114	53.62%	\$8,904,742	\$4,650,776	52.23%	6.09%
2003	\$9,742,530	\$1,674,875	17.19%	\$9,268,460	\$1,540,055	16.62%	5.97%
2004	\$10,759,232	\$1,582,241	14.71%	\$10,137,511	\$1,475,055	14.55%	10.44%
2005	\$11,170,812	\$825,333	7.39%	\$10,932,806	\$886,627	8.11%	3.83%
2006	\$12,784,413	\$937,748	7.34%	\$12,110,158	\$1,011,475	8.35%	14.44%
2007	\$13,760,685	\$8,088,948	58.78%	\$12,440,039	\$8,485,036	68.21%	7.64%
2008	\$15,735,338	\$66,700,725	423.89%	\$14,802,046	\$79,245,851	535.37%	14.35%
2009	\$16,230,163	\$18,007,399	110.95%	\$16,293,746	\$8,205,752	50.36%	3.14%

FEDERAL CROP INSURANCE CORPORATION

YEAR	DIRECT PREMIUM WRITTEN	DIRECT LOSSES PAID	CASH FLOW LOSS RATIO	DIRECT PREMIUM EARNED	DIRECT LOSSES INCURRED	LOSS RATIO	CHANGE IN DIRECT PREMIUM WRITTEN
2000	\$61,576,028	\$36,302,857	58.96%	\$61,565,853	\$31,163,075	50.62%	26.16%
2001	\$60,072,083	\$70,549,109	117.44%	\$56,963,051	\$71,323,017	125.21%	-2.44%
2002	\$75,790,478	\$57,714,814	76.15%	\$73,805,256	\$71,830,107	97.32%	26.17%
2003	\$88,435,215	\$74,708,784	84.48%	\$87,276,951	\$80,930,600	92.73%	16.68%
2004	\$62,844,233	\$40,287,188	64.11%	\$65,014,386	\$29,970,455	46.10%	-28.94%
2005	\$59,657,598	\$29,284,589	49.09%	\$59,203,517	\$37,783,307	63.82%	-5.07%
2006	\$77,046,477	\$23,140,108	30.03%	\$75,888,398	\$15,642,508	20.61%	29.15%
2007	\$132,473,467	\$50,182,042	37.88%	\$130,759,123	\$64,240,915	49.13%	71.94%
2008	\$208,573,587	\$124,404,344	59.65%	\$204,938,192	\$218,037,541	106.39%	57.45%
2009	\$182,472,559	\$178,876,049	98.03%	\$185,361,031	\$113,704,615	61.34%	-12.51%

**TOTAL
PROPERTY & CASUALTY
INSURANCE BY
LINE OF BUSINESS**

MISSOURI DEPARTMENT OF INSURANCE
2009 PAGE 19 SUPPLEMENT EXPERIENCE WITH MARKET SHARE
TOTALS BY LINE OF BUSINESS

LINE NUMBER OF BUSINESS	LINE DESCRIPTION	MARKET SHARE	DIRECT PREMIUMS WRITTEN	DIRECT PREMIUMS EARNED	DIRECT LOSSES PAID	DIRECT LOSSES INCURRED	LOSS RATIO
1A	FIRE AND ALLIED LINES - DWELLING	1.60%	\$137,726,329	\$133,659,702	\$71,610,709	\$70,623,766	52.84%
1B	FIRE AND ALLIED LINES - COMMERCIAL	1.32%	\$113,211,234	\$111,434,546	\$60,667,829	\$62,244,863	55.86%
1C	FIRE AND ALLIED LINES - FARM	1.07%	\$92,216,155	\$85,298,030	\$84,833,323	\$73,251,812	85.88%
3	FARMOWNERS MULTI-PERIL	1.32%	\$113,619,352	\$111,063,896	\$99,742,943	\$102,909,673	92.66%
4A	HOME OWNERS MULTI-PERIL	14.89%	\$1,281,526,956	\$1,224,837,688	\$787,655,524	\$756,306,723	61.75%
4B	DWELLING OWNERS MULTI-PERIL(ACV)	0.69%	\$59,633,059	\$58,286,405	\$37,217,392	\$35,076,525	60.18%
5	COMMERCIAL MULTI-PERIL	6.98%	\$600,330,834	\$606,012,051	\$365,600,628	\$347,788,065	57.39%
6	MOBILE HOMES	0.49%	\$42,526,021	\$41,183,963	\$24,809,032	\$25,997,408	63.13%
7	GROWING CROPS	0.09%	\$8,087,518	\$8,087,518	\$3,594,228	\$3,752,358	46.40%
8	OCEAN MARINE	0.39%	\$33,167,077	\$33,546,033	\$14,673,687	\$11,468,045	34.19%
9	INLAND MARINE(INCLUDING AUTO CARGO)	2.46%	\$211,453,989	\$223,262,339	\$128,384,134	\$83,260,609	37.29%
10	FINANCIAL GUARANTY	0.08%	\$6,463,036	\$11,528,989	\$0	-\$1	0.00%
11A	MED MAL - PHYSICIANS AND SURGEONS	1.35%	\$116,573,724	\$118,482,242	\$45,905,797	\$21,899,600	18.48%
11B	MED MAL - DENTISTS	0.05%	\$4,623,630	\$4,723,201	\$1,864,476	\$3,445,027	72.94%
11C	MED MAL - NURSES	0.00%	\$309,742	\$317,317	\$0	\$207,009	65.24%
11D	MED MAL - HOSPITALS	0.31%	\$26,500,843	\$27,951,125	\$12,910,677	\$4,797,557	17.16%
11E	MED MAL - MANAGED CARE ORG E & O	0.01%	\$480,510	\$444,467	\$0	-\$308,514	-69.41%
11F	MED MAL - OTHER	0.09%	\$7,378,936	\$7,271,487	\$16,183,484	\$16,981,912	233.54%
12	EARTHQUAKE	1.03%	\$88,842,606	\$87,650,394	\$5,546	\$89,271	0.10%
14	ALL ACCIDENT AND HEALTH	3.47%	\$299,004,222	\$279,498,729	\$196,231,272	\$182,086,591	65.15%
16	DIRECT WORKERS COMPENSATION	8.64%	\$743,925,190	\$784,443,521	\$459,440,256	\$412,467,861	52.58%
17A	OTHER LIABILITY - BI & PD	7.00%	\$602,644,355	\$616,788,220	\$305,593,640	\$288,012,571	46.70%
17B	OTHER LIABILITY - WARRANTY	0.30%	\$25,875,272	\$34,973,333	\$27,960,920	\$27,643,369	79.04%
17C	EXCESS WORKERS COMPENSATION	0.23%	\$19,856,507	\$17,332,262	\$7,766,154	\$678,439	3.91%
18	PRODUCTS LIABILITY	0.31%	\$27,083,268	\$27,153,288	\$16,436,941	\$17,370,775	63.97%
19A1	PRIV PASS AUTO LIA. BODILY INJURY	8.38%	\$721,381,361	\$714,805,595	\$451,704,251	\$466,129,688	65.21%
19A2	PRIV PASS AUTO LIA PROPERTY DAMAGE	6.81%	\$586,305,649	\$583,737,349	\$368,569,673	\$372,977,567	63.89%
19A3	PRIV PASS AUTO MEDICAL PAYMENTS	1.04%	\$89,155,033	\$89,610,115	\$56,332,098	\$59,021,917	65.87%
19A4	PRIV PASS UNINSURED MOTORIST	1.21%	\$104,452,371	\$103,928,980	\$57,694,118	\$60,672,629	58.38%
19A5	PRIV PASS UNDERINSURED MOTORIST	0.77%	\$66,231,520	\$64,967,060	\$38,805,509	\$43,997,057	67.72%
19A6	PRIV PASS ACC DEATH & DISAB/DISEM	0.03%	\$2,926,173	\$2,940,507	\$798,677	\$751,869	25.57%
19B1	COMM AUTO LIABILITY BODILY INJURY	2.76%	\$237,445,190	\$248,038,410	\$154,682,730	\$137,117,232	55.28%
19B2	COMM AUTO LIABILITY PROPERTY DAMAGE	0.69%	\$59,009,477	\$59,232,722	\$33,517,860	\$31,719,492	53.55%
19B3	COMM AUTO MEDICAL PAYMENTS	0.10%	\$8,332,300	\$8,457,490	\$4,843,583	\$7,012,584	82.92%
19B4	COMM AUTO UNINSURED MOTORIST	0.18%	\$15,315,772	\$15,501,899	\$7,191,076	\$11,158,029	71.98%
21A1	PRIV PASS AUTO COMPREHENSIVE	5.74%	\$493,695,416	\$488,770,299	\$254,052,988	\$258,879,794	52.97%
21A2	PRIV PASS AUTO COLLISION	8.84%	\$760,505,125	\$758,741,635	\$445,596,171	\$453,617,037	59.79%
21B1	COMM AUTO COMPREHENSIVE	0.57%	\$49,460,665	\$51,448,150	\$27,569,025	\$26,734,442	51.96%
21B2	COMM AUTO COLLISION	0.80%	\$69,154,118	\$71,801,637	\$38,620,769	\$37,867,947	52.74%
22	AIRCRAFT	0.33%	\$28,035,877	\$27,854,783	\$11,851,893	\$5,962,431	21.41%
23	FIDELITY	0.23%	\$20,019,949	\$20,542,544	\$8,964,561	\$6,486,803	31.58%
24	SURETY	0.90%	\$77,751,856	\$79,904,922	\$6,809,571	\$7,524,160	9.42%
25	GLASS	0.00%	\$7,055	\$5,961	\$1,770	\$1,804	30.26%
26	BURGLARY & THEFT	0.04%	\$3,182,065	\$3,204,459	\$555,484	\$432,096	13.48%
27	BOILER & MACHINERY	0.22%	\$18,653,905	\$18,691,900	\$49,196,986	\$44,479,948	237.96%
28A	CREDIT PROPERTY(EXCLUDING V.S.I)	0.11%	\$9,562,362	\$11,016,756	\$6,271,432	\$6,187,197	56.16%
28B	CREDIT CASUALTY	0.25%	\$21,617,539	\$22,619,749	\$52,361,636	\$48,101,328	212.65%
28C	CREDIT UNEMPLOYMENT	0.05%	\$4,154,410	\$4,781,143	\$2,340,868	\$2,613,183	54.66%
28D	VSI/COLLATERAL PROTECTION	0.08%	\$7,105,643	\$6,969,047	\$4,084,649	\$4,097,210	58.79%
29	MORTGAGE GUARANTY	1.18%	\$101,933,882	\$104,335,510	\$89,231,495	\$126,883,922	121.61%
30	TITLE	0.62%	\$53,129,204	\$53,261,382	\$15,756,772	\$11,705,405	21.98%
31	PROFESSIONAL LIABILITY	0.76%	\$65,085,332	\$68,389,840	\$18,049,605	\$19,870,733	29.06%
31A	LAWYERS MALPRACTICE	0.18%	\$15,449,728	\$15,692,495	\$3,525,079	\$5,611,861	35.76%
31B	REAL ESTATE MALPRACTICE	0.02%	\$1,387,002	\$1,650,595	\$808,597	\$234,772	14.22%
32	UMBRELLA	0.53%	\$45,363,571	\$44,947,301	\$12,066,967	\$123,144,324	273.97%
33	OTHER SPECIFIC	0.10%	\$8,962,614	\$8,889,497	\$4,036,638	\$4,314,485	48.53%
34	NATIONAL FLOOD INSURANCE PROGRAM	0.19%	\$16,230,163	\$16,293,746	\$18,007,399	\$8,205,752	50.36%
35	FEDERAL CROP INSURANCE CORPORATION	2.12%	\$182,472,559	\$185,361,031	\$178,876,049	\$113,704,615	61.34%
36	TOTALS ALL BUSINESS IN MISSOURI	100.00%	\$8,606,535,251	\$8,611,625,255	\$5,191,864,571	\$5,055,270,627	58.70%

**TOTAL
PROPERTY & CASUALTY
INSURANCE
BY COMPANY
BY LINE OF BUSINESS**

**2009 PROPERTY/CASUALTY INSURANCE
TOTALS BY LINE OF BUSINESS - DWELLING FIRE & ALLIED LINES**

OBS	COMPANY NAME	MARKET SHARE	DIRECT PREMIUMS WRITTEN	DIRECT PREMIUMS EARNED	DIRECT LOSSES PAID	DIRECT LOSSES INCURRED	LOSS RATIO
1	FACTORY MUTUAL INSURANCE COMPANY	17.76%	\$24,465,624	\$25,505,942	\$9,370,688	\$13,193,655	51.73%
2	SHELTER MUTUAL INSURANCE COMPANY	13.40%	\$18,458,089	\$18,091,563	\$10,173,044	\$10,365,294	57.29%
3	AMERICAN SECURITY INSURANCE COMPANY	12.91%	\$17,778,192	\$17,227,224	\$7,471,938	\$6,845,105	39.73%
4	MERITPLAN INSURANCE COMPANY	6.80%	\$9,365,764	\$5,791,012	\$1,244,965	\$1,552,761	26.81%
5	SAFECO INSURANCE COMPANY OF AMERICA	4.05%	\$5,576,769	\$5,685,338	\$2,648,526	\$2,647,432	46.57%
6	AMERICAN MODERN HOME INSURANCE CO	3.60%	\$4,960,489	\$4,868,166	\$2,159,741	\$1,869,847	38.41%
7	FOREMOST INSURANCE COMPANY	3.51%	\$4,836,253	\$4,301,624	\$1,347,768	\$1,521,174	35.36%
8	AUTO OWNERS INSURANCE COMPANY	3.01%	\$4,149,828	\$4,196,081	\$2,631,392	\$2,528,162	60.25%
9	OLD RELIABLE CASUALTY COMPANY	2.40%	\$3,303,873	\$3,329,648	\$2,295,357	\$2,049,546	61.55%
10	BALBOA INSURANCE COMPANY	2.07%	\$2,852,652	\$3,327,045	\$1,092,567	\$914,371	27.48%
11	MISSOURI PROPERTY INSURANCE PLACEMENT FACILITY	1.84%	\$2,535,612	\$2,482,201	\$1,679,027	\$1,773,379	71.44%
12	UNITED SERVICES AUTOMOBILE ASSOCIATION	1.70%	\$2,343,558	\$2,095,295	\$1,656,122	\$1,615,574	77.10%
13	STANDARD FIRE INSURANCE COMPANY	1.57%	\$2,156,253	\$1,758,443	\$1,238,256	\$1,592,552	90.57%
14	INSURANCE COMPANY OF THE STATE OF PENNSYLVANIA	1.43%	\$1,973,230	\$2,049,980	\$0	-\$217,385	-10.60%
15	CAMERON MUTUAL INSURANCE COMPANY	1.42%	\$1,960,047	\$1,981,662	\$948,754	\$904,595	45.65%
16	AMERICAN FAMILY MUTUAL INSURANCE COMPANY	1.18%	\$1,629,570	\$1,692,562	\$1,526,931	\$1,204,357	71.16%
17	AUTOMOBILE INS CO OF HARTFORD CT	1.14%	\$1,571,372	\$1,348,786	\$701,348	\$875,036	64.88%
18	FEDERATED RURAL ELECTRIC INSURANCE EXCHANGE	1.12%	\$1,547,076	\$1,507,621	\$594,091	\$410,181	27.21%
19	AMERICAN NATIONAL PROPERTY & CASUALTY COMPANY	1.08%	\$1,490,135	\$1,397,210	\$920,131	\$740,534	53.00%
20	PENNSYLVANIA LUMBERMENS MUTUAL INSURANCE CO	1.02%	\$1,408,450	\$1,629,625	\$740,257	\$894,978	54.92%
21	GRANITE STATE INSURANCE COMPANY	1.00%	\$1,370,774	\$1,351,421	\$549,665	\$442,703	32.76%
22	AXIS INSURANCE COMPANY	0.95%	\$1,311,011	\$1,363,711	\$2,959,293	\$3,037,767	222.76%
23	NATIONWIDE MUTUAL INSURANCE COMPANY	0.85%	\$1,170,880	\$1,109,844	\$591,158	\$235,863	21.25%
24	FARMERS ALLIANCE MUTUAL INSURANCE COMPANY	0.81%	\$1,111,791	\$1,024,000	\$876,386	\$827,849	80.84%
25	SHELTER GENERAL INSURANCE COMPANY	0.67%	\$924,754	\$1,016,544	\$423,469	\$438,155	43.10%
26	NATIONAL LLOYDS INSURANCE COMPANY	0.66%	\$906,575	\$896,459	\$838,649	\$850,925	94.92%
27	ALLIED PROPERTY & CASUALTY INSURANCE COMPANY	0.65%	\$889,874	\$859,914	\$403,736	\$383,801	44.63%
28	COLUMBIA MUTUAL INSURANCE COMPANY	0.64%	\$887,943	\$897,355	\$657,483	\$578,682	64.49%
29	GENERALI U S BRANCH	0.64%	\$880,942	\$880,005	\$2,632,157	\$1,886,713	214.40%
30	AMERICAN MODERN SELECT INSURANCE COMPANY	0.56%	\$774,483	\$682,281	\$252,369	\$217,353	31.86%
31	LIBERTY MUTUAL FIRE INSURANCE COMPANY	0.52%	\$713,623	\$647,295	\$643,683	\$633,967	97.94%
32	NATIONAL CASUALTY COMPANY	0.50%	\$682,387	\$759,767	\$626,330	\$507,096	66.74%
33	AMERICAN RELIABLE INSURANCE COMPANY	0.46%	\$639,488	\$576,576	\$326,924	\$406,969	70.58%
34	AUSTIN MUTUAL INSURANCE COMPANY	0.46%	\$627,822	\$234,844	\$170,967	\$174,994	74.51%
35	USAA CASUALTY INSURANCE COMPANY	0.45%	\$626,282	\$583,197	\$439,630	\$449,944	77.15%
36	NATIONAL UNION FIRE INS COMPANY OF PITTSBURG PA	0.45%	\$616,865	\$614,805	\$65,379	\$117,969	19.19%
37	CONSUMERS INSURANCE USA INC	0.36%	\$491,309	\$452,631	\$371,233	\$200,636	44.33%
38	CIVIC PROPERTY & CASUALTY CO	0.30%	\$412,737	\$513,456	\$141,749	\$121,431	23.65%
39	GUIDEONE MUTUAL INSURANCE COMPANY	0.28%	\$387,998	\$356,689	\$303,997	\$359,234	100.71%
40	LITITZ MUTUAL INSURANCE COMPANY	0.28%	\$380,228	\$355,384	\$109,266	\$105,698	29.74%
41	AUTO CLUB FAMILY INSURANCE COMPANY	0.27%	\$368,046	\$293,412	\$217,220	\$212,263	72.34%
42	PEERLESS INSURANCE COMPANY	0.27%	\$367,027	\$380,736	\$109,782	\$35,927	9.44%
43	UNITED STATES FIRE INSURANCE COMPANY	0.25%	\$348,232	\$982,422	\$1,085,532	\$1,028,770	104.72%
44	CINCINNATI INSURANCE COMPANY THE	0.24%	\$330,796	\$319,185	\$245,889	\$297,395	93.17%
45	STATE AUTO PROPERTY & CASUALTY INSURANCE CO	0.22%	\$308,602	\$316,805	\$88,487	\$92,265	29.12%
46	TOKIO MARINE & NICHIDO FIRE INSURANCE CO LTD	0.22%	\$300,185	\$314,084	\$0	\$21,411	6.82%
47	UNITED STATES LIABILITY INSURANCE COMPANY	0.21%	\$292,475	\$317,372	\$162,602	\$172,154	54.24%
48	KEMPER INDEPENDENCE INSURANCE COMPANY	0.20%	\$279,982	\$315,625	\$100,702	\$76,711	24.30%
49	NETHERLANDS INSURANCE COMPANY THE	0.20%	\$268,945	\$291,293	\$56,467	\$64,554	22.16%
50	HARTFORD UNDERWRITERS INSURANCE COMPANY	0.19%	\$259,163	\$241,743	\$119,994	\$163,208	67.51%
51	OHIO CASUALTY INSURANCE COMPANY	0.19%	\$259,102	\$280,300	\$36,231	\$32,754	11.69%
52	MIDWESTERN INDEMNITY COMPANY THE	0.17%	\$227,486	\$252,444	\$220,695	\$160,325	63.51%
53	COOPERATIVE MUTUAL INSURANCE COMPANY	0.16%	\$225,362	\$235,381	\$2,176,458	\$2,082,414	884.70%
54	DIAMOND STATE INSURANCE COMPANY	0.16%	\$215,091	\$238,005	\$162,193	\$156,440	65.73%
55	SENTRY INSURANCE A MUTUAL COMPANY	0.15%	\$213,405	\$204,537	\$53,712	-\$86,907	-42.49%
56	ALLSTATE INSURANCE COMPANY	0.14%	\$198,845	\$264,661	\$78,060	\$53,372	20.17%
57	HAWKEYE SECURITY INSURANCE COMPANY	0.14%	\$196,752	\$193,227	\$43,157	\$45,100	23.34%
58	ARMED FORCES INSURANCE EXCHANGE	0.13%	\$178,747	\$166,406	\$40,245	\$37,116	22.30%
59	MILLERS FIRST INSURANCE COMANY	0.13%	\$176,750	\$164,734	\$70,430	\$1,886	1.14%
60	NATIONWIDE INSURANCE COMPANY OF AMERICA	0.13%	\$175,755	\$177,339	\$356,357	\$208,475	117.56%
61	AXA INSURANCE COMPANY	0.13%	\$173,700	\$204,387	\$11,413	\$102,445	50.12%

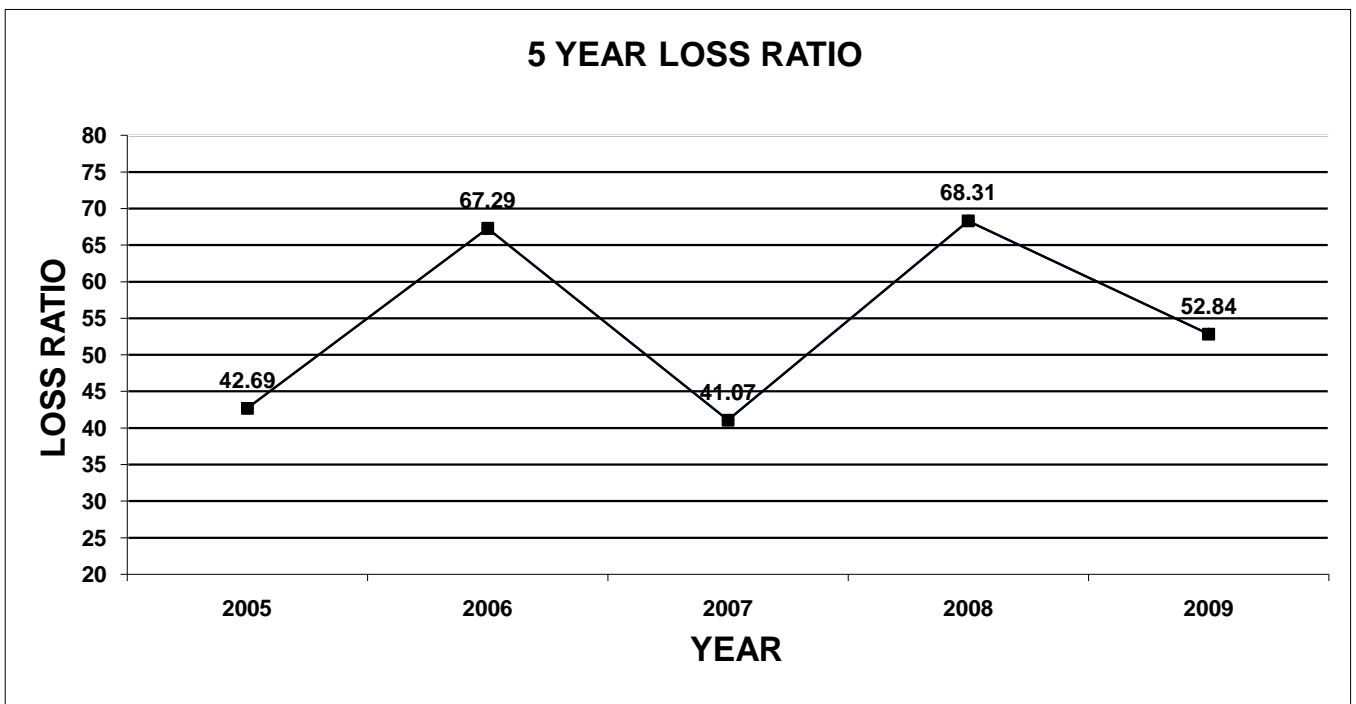
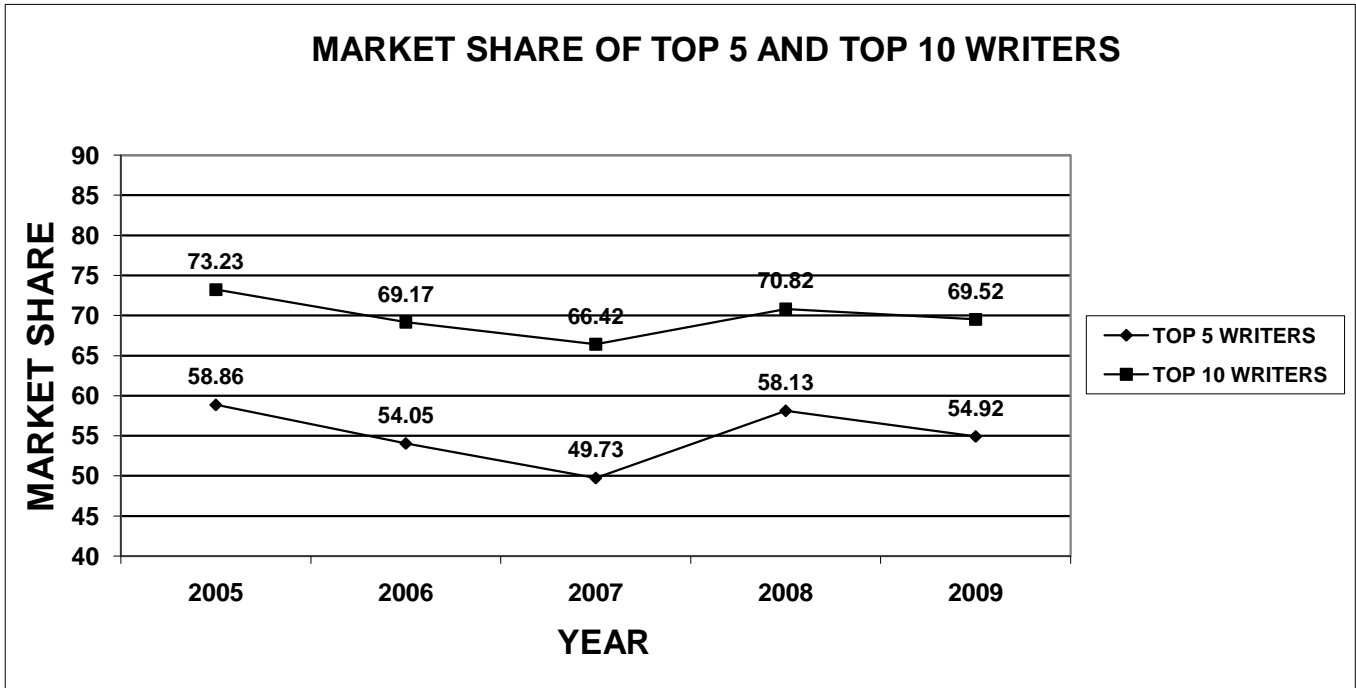
**2009 PROPERTY/CASUALTY INSURANCE
TOTALS BY LINE OF BUSINESS - DWELLING FIRE & ALLIED LINES**

OBS	COMPANY NAME	MARKET SHARE	DIRECT PREMIUMS WRITTEN	DIRECT PREMIUMS EARNED	DIRECT LOSSES PAID	DIRECT LOSSES INCURRED	LOSS RATIO
62	ELECTRIC INSURANCE COMPANY	0.11%	\$151,352	\$114,883	\$55,924	\$50,924	44.33%
63	FIDELITY NATIONAL INSURANCE COMPANY	0.11%	\$146,652	\$140,158	\$101,191	-\$51,262	-36.57%
64	HAULERS INSURANCE COMPANY INC	0.10%	\$143,741	\$136,491	\$70,859	\$70,859	51.91%
65	DEPOSITORS INSURANCE COMPANY	0.10%	\$140,668	\$139,649	\$40,504	\$30,440	21.80%
66	ACUITY A MUTUAL INSURANCE COMPANY	0.09%	\$125,154	\$118,743	\$177,921	\$112,538	94.77%
67	AMICA MUTUAL INSURANCE COMPANY	0.08%	\$103,926	\$86,076	\$36,119	\$33,731	39.19%
68	SOMPO JAPAN INSURANCE COMPANY OF AMERICA	0.07%	\$97,871	\$94,387	\$0	\$5,674	6.01%
69	DORINCO REINSURANCE COMPANY	0.07%	\$94,915	\$90,448	\$0	\$0	0.00%
70	WEST AMERICAN INSURANCE COMPANY	0.06%	\$87,607	\$101,879	\$55,761	\$58,341	57.26%
71	HARTFORD FIRE INSURANCE COMPANY	0.06%	\$87,079	\$84,021	\$16,442	\$16,157	19.23%
72	MARKEL AMERICAN INSURANCE COMPANY	0.05%	\$65,404	\$91,783	\$18,615	-\$4,341	-4.73%
73	GARRISON PROPERTY AND CASUALTY INSURANCE CO	0.05%	\$64,738	\$45,559	\$28,346	\$12,373	27.16%
74	TRAVELERS INDEMNITY COMPANY OF AMERICA	0.05%	\$63,436	\$20,190	\$2,023	\$4,451	22.05%
75	INDEPENDENT MUTUAL FIRE INSURANCE COMPANY	0.04%	\$60,626	\$60,893	\$11,459	\$22,159	36.39%
76	21ST CENTURY NORTH AMERICA INSURANCE COMPANY	0.04%	\$59,371	\$57,221	\$0	-\$511	-0.89%
77	SECURA INSURANCE A MUTUAL COMPANY	0.04%	\$56,420	\$58,395	\$75,099	\$74,036	126.78%
78	AMERICAN HALLMARK INSURANCE COMPANY OF TEXAS	0.04%	\$53,110	\$20,757	\$12,287	\$12,287	59.19%
79	UNITED FIRE AND CASUALTY COMPANY	0.04%	\$52,124	\$51,392	\$39,560	\$36,311	70.65%
80	HORACE MANN INSURANCE COMPANY	0.03%	\$47,409	\$49,913	\$15,859	\$16,618	33.29%
81	NEW HAMPSHIRE INSURANCE COMPANY	0.03%	\$45,561	\$42,178	\$0	\$3,923	9.30%
82	USAA GENERAL INDEMNITY COMPANY	0.03%	\$39,766	\$26,151	\$0	\$4,131	15.80%
83	HARTFORD CASUALTY INSURANCE CO	0.03%	\$39,683	\$28,016	\$14,924	\$14,923	53.27%
84	MUTUALAID EXCHANGE	0.02%	\$30,516	\$32,923	\$42,831	\$42,708	129.72%
85	EMPLOYERS MUTUAL CASUALTY COMPANY	0.02%	\$28,158	\$23,992	\$37,067	\$18,951	78.99%
86	ROCKFORD MUTUAL INSURANCE COMPANY	0.02%	\$27,634	\$25,913	\$25,079	\$25,079	96.78%
87	ENCOMPASS INDEMNITY COMPANY	0.02%	\$26,649	\$32,232	\$48,646	\$56,735	176.02%
88	PEERLESS INDEMNITY INSURANCE COMPANY	0.02%	\$26,380	\$9,748	\$7,873	\$9,443	96.87%
89	PHARMACISTS MUTUAL INSURANCE COMPANY	0.02%	\$24,601	\$27,266	\$1,068	\$0	0.00%
90	AEGIS SECURITY INSURANCE COMPANY	0.02%	\$24,148	\$24,314	\$10,628	\$10,628	43.71%
91	AMERICAN HOME ASSURANCE COMPANY	0.02%	\$20,709	\$20,709	\$0	-\$37,030	-178.81%
92	NEIGHBORHOOD SPIRIT PROPERTY & CASUALTY CO	0.01%	\$16,696	\$18,055	\$0	\$234	1.30%
93	ENCOMPASS INSURANCE COMPANY OF AMERICA	0.01%	\$16,638	\$24,815	\$0	\$4,846	19.53%
94	CHURCH MUTUAL INSURANCE COMPANY	0.01%	\$13,439	\$12,873	\$172,908	-\$15,886	-123.41%
95	CUMIS INSURANCE SOCIETY INC	0.01%	\$10,531	\$2,542	\$0	\$0	0.00%
96	FIRST ACCEPTANCE INSURANCE COMPANY INC	0.01%	\$10,272	\$12,983	\$0	\$0	0.00%
97	AMERISURE MUTUAL INSURANCE COMPANY	0.01%	\$10,129	\$10,616	\$0	\$3	0.03%
98	NORTHLAND INSURANCE COMPANY	0.01%	\$9,965	\$11,530	\$8,983	\$18,064	156.67%
99	SCOTTSDALE INDEMNITY COMPANY	0.01%	\$9,398	\$9,414	\$14,770	\$14,770	156.89%
100	COLUMBIA NATIONAL INSURANCE COMPANY	0.01%	\$7,912	\$8,171	\$157	\$157	1.92%
101	ILLINOIS NATIONAL INSURANCE COMPANY	0.01%	\$7,075	\$7,123	\$87,143	\$87,405	1227.08%
102	WESCO INSURANCE COMPANY	0.01%	\$6,895	\$1,853	\$0	\$319	17.22%
103	AXIS REINSURANCE COMPANY	0.00%	\$6,567	\$10,447	\$986,053	-\$485,463	-4646.91%
104	LYNDON SOUTHERN INSURANCE COMPANY	0.00%	\$6,468	\$3,811	\$0	\$0	0.00%
105	STANDARD GUARANTY INSURANCE COMPANY	0.00%	\$6,225	\$6,028	\$0	\$113,926	1889.95%
106	NORTHFIELD INSURANCE COMPANY	0.00%	\$6,107	\$4,050	\$0	-\$183	-4.52%
107	AMERICAN FAMILY HOME INSURANCE COMPANY	0.00%	\$5,229	\$5,229	\$0	\$0	0.00%
108	MFS MUTUAL INSURANCE COMPANY	0.00%	\$2,620	\$2,741	\$0	\$0	0.00%
109	FARMERS UNION COOPERATIVE INSURANCE COMPANY	0.00%	\$1,795	\$1,833	\$0	\$0	0.00%
110	AMERISURE INSURANCE COMPANY	0.00%	\$1,138	\$1,104	\$0	\$5	0.45%
111	STARNET INSURANCE COMPANY	0.00%	\$753	\$115	\$0	\$0	0.00%
112	AMCO INSURANCE COMPANY	0.00%	\$652	\$474	\$0	\$5	1.05%
113	TOWER NATIONAL INSURANCE COMPANY	0.00%	\$449	\$434	\$0	\$32	7.37%
114	RANCHERS AND FARMERS INSURANCE COMPANY	0.00%	\$433	\$138	\$0	\$0	0.00%
115	MASSACHUSETTS BAY INSURANCE COMPANY	0.00%	\$414	\$545	\$0	\$0	0.00%
116	ACE AMERICAN INSURANCE COMPANY	0.00%	\$0	\$0	\$0	\$2	N/A
117	ACE FIRE UNDERWRITERS INSURANCE COMPANY	0.00%	\$0	\$0	\$0	\$15	N/A
118	ALEA NORTH AMERICA INSURANCE COMPANY	0.00%	\$0	\$0	\$0	\$995	N/A
119	AMERICAN INSURANCE COMPANY THE	0.00%	\$0	\$0	\$3,942	\$3,942	N/A
120	AMERICAN MANUFACTURERS MUTUAL INSURANCE CO	0.00%	\$0	\$0	\$0	\$1	N/A
121	BENCHMARK INSURANCE COMPANY	0.00%	\$0	\$0	\$0	\$106,550	N/A
122	CRUM & FORSTER INDEMNITY COMPANY	0.00%	\$0	\$0	\$0	\$41	N/A

**2009 PROPERTY/CASUALTY INSURANCE
TOTALS BY LINE OF BUSINESS - DWELLING FIRE & ALLIED LINES**

OBS	COMPANY NAME	MARKET SHARE	DIRECT PREMIUMS WRITTEN	DIRECT PREMIUMS EARNED	DIRECT LOSSES PAID	DIRECT LOSSES INCURRED	LOSS RATIO
123	ECONOMY FIRE & CASUALTY COMPANY	0.00%	\$0	\$0	\$0	-\$1,564	N/A
124	ECONOMY PREFERRED INSURANCE COMPANY	0.00%	\$0	\$0	\$0	-\$594	N/A
125	EMPLOYERS INSURANCE COMPANY OF WAUSAU	0.00%	\$0	\$0	\$0	-\$6,761	N/A
126	FARMERS INSURANCE EXCHANGE	0.00%	\$0	\$0	\$0	\$0	N/A
127	FIREMANS FUND INSURANCE COMPANY	0.00%	\$0	\$0	\$68,845	-\$8,712	N/A
128	HARTFORD INSURANCE COMPANY OF MIDWEST THE	0.00%	\$0	\$0	\$0	\$2,905	N/A
129	LIBERTY INSURANCE CORPORATION	0.00%	\$0	\$0	\$0	-\$1,188	N/A
130	LIBERTY MUTUAL INSURANCE COMPANY	0.00%	\$0	\$0	\$0	-\$37	N/A
131	METROPOLITAN PROPERTY & CASUALTY INS COMPANY	0.00%	\$0	\$0	\$0	-\$783	N/A
132	NATIONWIDE AFFINITY INSURANCE CO OF AMERICA	0.00%	\$0	\$0	\$0	-\$28	N/A
133	NATIONWIDE MUTUAL FIRE INSURANCE COMPANY	0.00%	\$0	\$0	\$0	-\$1	N/A
134	NORTH RIVER INSURANCE COMPANY THE	0.00%	\$0	\$0	\$0	\$385	N/A
135	ONEBEACON INSURANCE COMPANY	0.00%	\$0	\$0	-\$431	-\$431	N/A
136	PENN AMERICA INSURANCE COMPANY	0.00%	\$0	\$0	\$0	-\$50	N/A
137	PENNSYLVANIA NATIONAL MUTUAL CASUALTY INS CO	0.00%	\$0	\$212	\$0	\$0	0.00%
138	PROPERTY & CASUALTY INS COMPANY OF HARTFORD	0.00%	\$0	\$0	\$0	-\$16	N/A
139	QUANTA INDEMNITY COMPANY	0.00%	\$0	\$0	\$0	-\$766	N/A
140	SENTRY SELECT INSURANCE COMPANY	0.00%	\$0	\$0	\$0	-\$2	N/A
141	STATE NATIONAL INSURANCE COMPANY INC	0.00%	\$0	\$0	\$550	-\$370	N/A
142	TIG INSURANCE COMPANY	0.00%	\$0	\$0	\$0	\$6,687	N/A
143	TRAVELERS INDEMNITY COMPANY	0.00%	\$0	\$0	\$7,961	\$10,900	N/A
144	TRINITY UNIVERSAL INSURANCE COMPANY	0.00%	\$0	\$2	\$53,691	-\$327	-16350.00%
145	TWIN CITY FIRE INSURANCE COMPANY	0.00%	\$0	\$0	\$0	-\$185	N/A
146	UNITED STATES FIDELITY & GUARANTY COMPANY	0.00%	\$0	\$0	\$0	-\$374	N/A
147	UNITRIN AUTO AND HOME INSURANCE COMPANY	0.00%	\$0	\$0	\$0	-\$5	N/A
148	WAUSAU BUSINESS INSURANCE COMPANY	0.00%	\$0	\$0	\$0	-\$311	N/A
149	WAUSAU UNDERWRITERS INSURANCE COMPANY	0.00%	\$0	\$0	\$0	\$500	N/A
150	SECURITY NATIONAL INSURANCE COMPANY	0.00%	-\$151	\$0	\$0	\$0	N/A
151	HANOVER INSURANCE COMPANY THE	0.00%	-\$368	\$21	\$0	\$0	0.00%
152	CHARTIS PROPERTY CASUALTY COMPANY	0.00%	-\$562	\$46,139	\$0	-\$91,611	-198.55%
153	UNITED SECURITY INSURANCE COMPANY	0.00%	-\$848	\$2,820	\$0	-\$526	-18.65%
TOTAL		100.00%	\$137,726,329	\$133,659,702	\$71,610,709	\$70,623,766	52.84%

MISSOURI DWELLING FIRE & ALLIED LINES INSURANCE



**2009 PROPERTY/CASUALTY INSURANCE
TOTALS BY LINE OF BUSINESS - COMMERCIAL FIRE & ALLIED LINES**

OBS	COMPANY NAME	MARKET SHARE	DIRECT PREMIUMS WRITTEN	DIRECT PREMIUMS EARNED	DIRECT LOSSES PAID	DIRECT LOSSES INCURRED	LOSS RATIO
1	TRAVELERS INDEMNITY COMPANY	8.37%	\$9,470,996	\$9,026,150	\$5,896,689	\$7,827,034	86.72%
2	LIBERTY MUTUAL FIRE INSURANCE COMPANY	7.72%	\$8,736,847	\$8,951,529	\$10,111,981	\$10,596,996	118.38%
3	TRAVELERS PROPERTY CASUALTY CO OF AMERICA	6.18%	\$6,993,435	\$6,744,092	\$1,763,391	-\$1,432,704	-21.24%
4	AFFILIATED FM INSURANCE COMPANY	6.14%	\$6,955,079	\$6,741,787	\$695,475	-\$778,393	-11.55%
5	ALLIANZ GLOBAL RISKS US INSURANCE COMPANY	5.33%	\$6,030,753	\$5,395,419	\$1,472,646	-\$820,258	-15.20%
6	CONTINENTAL CASUALTY COMPANY	4.88%	\$5,526,044	\$6,147,718	\$5,013,790	\$2,362,152	38.42%
7	UNITED FIRE AND CASUALTY COMPANY	4.55%	\$5,155,344	\$5,170,697	\$2,234,280	\$2,028,929	39.24%
8	ZURICH AMERICAN INSURANCE COMPANY	3.79%	\$4,293,243	\$3,386,197	\$566,052	\$2,850,825	84.19%
9	RSUI INDEMNITY COMPANY	3.46%	\$3,919,486	\$4,041,139	\$126,506	\$75,250	1.86%
10	AMERICAN GUARANTEE & LIABILITY INSURANCE CO	2.99%	\$3,383,062	\$3,599,231	\$1,196,534	\$2,081,026	57.82%
11	GREAT AMERICAN ASSURANCE COMPANY	2.91%	\$3,298,039	\$2,931,000	\$1,169,019	\$1,174,838	40.08%
12	STATE AUTO PROPERTY & CASUALTY INSURANCE CO	2.33%	\$2,640,516	\$2,709,100	\$1,109,477	\$1,382,640	51.04%
13	WESTCHESTER FIRE INSURANCE COMPANY	2.16%	\$2,450,000	\$2,450,000	\$2,656,762	\$3,302,676	134.80%
14	CINCINNATI INSURANCE COMPANY THE	2.05%	\$2,317,147	\$2,235,816	\$631,941	\$764,313	34.18%
15	UNIVERSAL UNDERWRITERS INS CO	1.99%	\$2,249,621	\$2,826,724	\$1,299,414	\$1,332,773	47.15%
16	FEDERATED MUTUAL INSURANCE COMPANY	1.70%	\$1,929,665	\$2,005,583	\$1,379,805	\$791,849	39.48%
17	XL INSURANCE AMERICA INC	1.49%	\$1,681,700	\$1,757,291	\$28,983	\$46,525	2.65%
18	WESTPORT INSURANCE CORPORATION	1.46%	\$1,652,063	\$1,629,320	\$276,521	-\$803,262	-49.30%
19	EMPLOYERS MUTUAL CASUALTY COMPANY	1.42%	\$1,603,636	\$1,678,937	\$3,596,981	\$4,953,639	295.05%
20	ADDISON INSURANCE COMPANY	1.39%	\$1,577,116	\$1,563,197	\$684,093	\$783,506	50.12%
21	ACUITY A MUTUAL INSURANCE COMPANY	1.36%	\$1,535,544	\$1,575,908	\$724,578	\$431,420	27.38%
22	SELECTIVE INSURANCE COMPANY OF SOUTH CAROLINA	1.30%	\$1,469,825	\$1,395,852	\$3,055,640	\$2,966,889	212.55%
23	ST PAUL FIRE & MARINE INSURANCE COMPANY	1.26%	\$1,424,924	\$1,643,771	\$796,622	\$656,708	39.95%
24	FIREMANS FUND INSURANCE COMPANY	1.10%	\$1,248,695	\$1,217,176	-\$248,197	\$70,888	5.82%
25	AMERICAN ALTERNATIVE INSURANCE CORPORATION	1.00%	\$1,126,862	\$1,031,742	\$877,478	\$873,571	84.67%
26	OAK RIVER INSURANCE COMPANY	0.96%	\$1,085,046	\$1,093,896	\$127,429	\$235,886	21.56%
27	FEDERATED SERVICE INSURANCE COMPANY	0.93%	\$1,053,976	\$1,029,362	\$1,268,893	\$1,741,863	169.22%
28	NATIONWIDE MUTUAL INSURANCE COMPANY	0.90%	\$1,022,056	\$1,080,572	\$244,917	\$547,846	50.70%
29	AMERICAN MODERN HOME INSURANCE CO	0.85%	\$966,469	\$888,775	\$277,622	\$289,212	32.54%
30	SHELTER MUTUAL INSURANCE COMPANY	0.84%	\$950,584	\$921,839	\$698,573	\$711,775	77.21%
31	PENN MILLERS INSURANCE COMPANY	0.76%	\$856,265	\$706,706	\$477,449	\$624,319	88.34%
32	STATE AUTOMOBILE MUTUAL INSURANCE COMPANY	0.72%	\$811,807	\$620,690	\$196,039	\$226,432	36.48%
33	SENTRY INSURANCE A MUTUAL COMPANY	0.70%	\$797,621	\$813,984	\$380,280	\$322,555	39.63%
34	EMCASCO INSURANCE COMPANY	0.70%	\$793,084	\$655,366	\$131,991	\$82,451	12.58%
35	ST PAUL PROTECTIVE INSURANCE COMPANY	0.67%	\$760,828	\$794,560	\$262,289	\$173,738	21.87%
36	PHOENIX INSURANCE COMPANY THE	0.66%	\$741,546	\$591,511	\$88,497	\$125,057	21.14%
37	UNIVERSAL UNDERWRITERS OF TEXAS INSURANCE CO	0.59%	\$662,938	\$417,499	\$45,593	\$59,460	14.24%
38	ST PAUL MERCURY INSURANCE COMPANY	0.58%	\$659,525	\$566,482	\$25,391	\$51,769	9.14%
39	AMCO INSURANCE COMPANY	0.52%	\$586,073	\$587,492	\$734,674	\$843,599	143.59%
40	CAMERON MUTUAL INSURANCE COMPANY	0.49%	\$558,282	\$560,806	\$75,535	\$74,900	13.36%
41	COLUMBIA MUTUAL INSURANCE COMPANY	0.47%	\$528,746	\$555,678	\$849,939	\$859,982	154.76%
42	VERLAN FIRE INSURANCE COMPANY	0.46%	\$518,140	\$500,581	\$218,500	\$1,091,944	218.14%
43	AMERICAN MODERN SELECT INSURANCE COMPANY	0.41%	\$468,520	\$405,217	\$270,929	\$177,877	43.90%
44	AUTO OWNERS INSURANCE COMPANY	0.40%	\$454,129	\$431,104	\$257,046	-\$235,537	-54.64%
45	SENTRY SELECT INSURANCE COMPANY	0.40%	\$449,487	\$508,385	\$1,755,119	\$2,619,750	515.31%
46	AMERICAN STATES INSURANCE COMPANY	0.38%	\$431,197	\$443,511	\$70,913	\$59,619	13.44%
47	ONEBEACON AMERICA INSURANCE COMPANY	0.34%	\$380,757	\$482,353	\$270,575	\$308,687	64.00%
48	WEST BEND MUTUAL INSURANCE COMPANY	0.32%	\$357,087	\$92,009	\$11,860	\$39,842	43.30%
49	OWNERS INSURANCE COMPANY	0.30%	\$344,367	\$364,616	\$173,319	\$198,050	54.32%
50	GREAT AMERICAN INSURANCE COMPANY OF NEW YORK	0.30%	\$343,421	\$268,111	\$0	-\$24	-0.01%
51	GENERAL INSURANCE COMPANY OF AMERICA	0.29%	\$323,070	\$298,853	\$236,430	\$184,104	61.60%
52	TRAVELERS INDEMNITY COMPANY OF AMERICA	0.28%	\$314,159	\$336,133	\$303,012	\$343,557	102.21%
53	STATE NATIONAL INSURANCE COMPANY INC	0.27%	\$305,634	\$300,726	\$232,904	\$330,559	109.92%
54	LUMBERMENS UNDERWRITING ALLIANCE	0.27%	\$302,689	\$320,035	\$0	\$469,102	146.58%
55	FARMERS ALLIANCE MUTUAL INSURANCE COMPANY	0.26%	\$296,530	\$301,533	\$14,570	-\$167,745	-55.63%
56	NORTH POINTE INSURANCE COMPANY	0.23%	\$264,144	\$273,575	\$156,751	\$135,473	49.52%
57	TRAVELERS INDEMNITY COMPANY OF CONNECTICUT	0.23%	\$260,749	\$273,769	\$10,203	-\$21,444	-7.83%
58	AMERICAN FAMILY MUTUAL INSURANCE COMPANY	0.23%	\$260,135	\$284,386	\$267,294	\$132,691	46.66%
59	FARM BUREAU NEW HORIZONS INS CO OF MISSOURI	0.22%	\$254,232	\$216,181	\$176,437	\$256,692	118.74%
60	BEAZLEY INSURANCE COMPANY INC	0.22%	\$248,514	\$203,600	\$71,927	\$3,789,689	1861.34%
61	ARCH INSURANCE COMPANY	0.19%	\$216,118	\$224,699	\$297	-\$57,608	-25.64%
62	RIVERPORT INSURANCE COMPANY	0.19%	\$209,506	\$225,989	\$20,294	\$19,454	8.61%

**2009 PROPERTY/CASUALTY INSURANCE
TOTALS BY LINE OF BUSINESS - COMMERCIAL FIRE & ALLIED LINES**

OBS	COMPANY NAME	MARKET SHARE	DIRECT PREMIUMS WRITTEN	DIRECT PREMIUMS EARNED	DIRECT LOSSES PAID	DIRECT LOSSES INCURRED	LOSS RATIO
63	GERLING AMERICA INSURANCE COMPANY	0.18%	\$203,085	\$233,611	\$0	\$16,392	7.02%
64	HARTFORD FIRE INSURANCE COMPANY	0.18%	\$202,511	\$195,396	\$0	\$0	0.00%
65	NATIONAL FARMERS UNION PROPERTY & CASUALTY CO	0.17%	\$197,981	\$180,606	\$161,524	\$156,490	86.65%
66	MISSOURI PROPERTY INSURANCE PLACEMENT FACILITY	0.16%	\$185,409	\$215,225	\$469,329	\$400,518	186.09%
67	CHARTER OAK FIRE INSURANCE CO THE	0.16%	\$184,491	\$162,888	\$16,020	-\$13,168	-8.08%
68	HANOVER INSURANCE COMPANY THE	0.16%	\$184,475	\$235,216	\$16,658	\$619	0.26%
69	DEPOSITORS INSURANCE COMPANY	0.14%	\$163,650	\$150,472	\$75,082	\$80,107	53.24%
70	GRINNELL MUTUAL REINSURANCE COMPANY	0.14%	\$160,162	\$157,018	\$58,779	\$58,647	37.35%
71	FIDELITY AND DEPOSIT COMPANY MARYLAND	0.14%	\$153,274	\$133,679	\$430,465	\$433,797	324.51%
72	SECURA INSURANCE A MUTUAL COMPANY	0.13%	\$143,321	\$148,828	\$0	-\$951	-0.64%
73	SELECTIVE INSURANCE COMPANY OF THE SOUTHEAST	0.12%	\$141,068	\$122,494	\$34,781	\$34,781	28.39%
74	FIRST NATIONAL INSURANCE COMPANY OF AMERICA	0.12%	\$138,172	\$140,487	\$73,918	\$77,936	55.48%
75	SECURITY NATIONAL INSURANCE COMPANY	0.12%	\$137,156	\$190,084	\$419,416	-\$201,202	-105.85%
76	ST PAUL GUARDIAN INSURANCE COMPANY	0.11%	\$128,293	\$117,766	\$2,782	\$7,459	6.33%
77	GENERAL CASUALTY COMPANY OF WISCONSIN	0.11%	\$127,606	\$146,406	\$28,597	\$39,251	26.81%
78	REGENT INSURANCE COMPANY	0.11%	\$124,659	\$72,729	\$24,178	\$4,178	5.74%
79	DISCOVER PROPERTY AND CASUALTY INSURANCE CO	0.11%	\$122,444	\$172,146	\$159,544	\$21,598	12.55%
80	CONTINENTAL INSURANCE COMPANY THE	0.10%	\$110,601	\$129,604	\$0	-\$19,860	-15.32%
81	FARM BUREAU TOWN & COUNTRY INS CO OF MO	0.10%	\$109,309	\$117,192	\$40,642	\$37,599	32.08%
82	MIDWESTERN INDEMNITY COMPANY THE	0.09%	\$104,360	\$89,295	\$6,750	\$4,904	5.49%
83	UNION INSURANCE COMPANY OF PROVIDENCE	0.09%	\$102,992	\$67,592	\$13,395	\$95,287	140.97%
84	SELECTIVE INSURANCE COMPANY OF AMERICA	0.09%	\$97,947	\$13,353	\$0	\$0	0.00%
85	GUIDEONE ELITE INSURANCE COMPANY	0.08%	\$85,878	\$82,238	\$51,710	\$29,438	35.80%
86	TOKIO MARINE & NICHIDO FIRE INSURANCE CO LTD	0.08%	\$85,300	\$123,169	\$1,404	-\$1,090	-0.88%
87	EMPLOYERS FIRE INSURANCE COMPANY	0.07%	\$82,997	\$91,510	\$3,845	\$3,232	3.53%
88	LITITZ MUTUAL INSURANCE COMPANY	0.07%	\$74,750	\$79,364	\$101,916	\$90,785	114.39%
89	NATIONAL SURETY CORPORATION	0.07%	\$74,637	\$56,047	\$0	\$6,190	11.04%
90	AMERICAN ECONOMY INSURANCE COMPANY	0.06%	\$68,770	\$132,588	\$76,960	\$149,431	112.70%
91	BITUMINOUS CASUALTY CORPORATION	0.06%	\$67,275	\$68,961	\$21,403	\$35,803	51.92%
92	MAX AMERICA INSURANCE COMPANY	0.06%	\$66,139	\$1,057	\$0	\$265	25.07%
93	CHUBB NATIONAL INSURANCE COMPANY	0.05%	\$61,170	\$89,856	\$0	\$805	0.90%
94	TRANSGUARD INSURANCE COMPANY OF AMERICA INC	0.05%	\$59,123	\$60,371	\$965	\$56,318	93.29%
95	GUIDEONE SPECIALTY MUTUAL INSURANCE COMPANY	0.05%	\$51,254	\$43,828	\$0	\$414	0.94%
96	HARCO NATIONAL INSURANCE COMPANY	0.04%	\$50,063	\$65,883	\$0	-\$2,980	-4.52%
97	GREAT AMERICAN ALLIANCE INSURANCE COMPANY	0.04%	\$48,648	\$49,303	\$8,090	\$9,192	18.64%
98	MASSACHUSETTS BAY INSURANCE COMPANY	0.04%	\$48,417	\$18,742	\$24,004	\$22,767	121.48%
99	SENECA INSURANCE COMPANY INC	0.04%	\$46,797	\$46,064	\$5,344	-\$14,546	-31.58%
100	WEST AMERICAN INSURANCE COMPANY	0.03%	\$38,384	\$35,179	\$0	\$0	0.00%
101	ACE AMERICAN INSURANCE COMPANY	0.03%	\$37,793	\$24,135	\$0	\$2,050	8.49%
102	CONTINENTAL WESTERN INSURANCE COMPANY	0.03%	\$31,912	\$35,291	\$643	-\$4,851	-13.75%
103	CAPITOL INDEMNITY CORPORATION	0.02%	\$27,584	\$30,656	\$2,771	\$838	2.73%
104	T H E INSURANCE COMPANY	0.02%	\$26,323	\$26,333	\$0	\$30	0.11%
105	SAVERS PROPERTY & CASUALTY INSURANCE COMPANY	0.02%	\$25,662	\$26,397	\$5,844	-\$70,400	-266.70%
106	OHIO CASUALTY INSURANCE COMPANY	0.02%	\$22,569	\$20,613	\$83,477	\$75,465	366.10%
107	HARLEYSVILLE INSURANCE COMPANY	0.02%	\$22,029	\$23,850	\$0	\$1,605	6.73%
108	GUIDEONE AMERICA INSURANCE COMPANY	0.02%	\$20,201	\$20,055	\$0	\$93	0.46%
109	AMERICAN AUTOMOBILE INSURANCE COMPANY	0.02%	\$18,735	\$19,430	\$0	\$6,319	32.52%
110	GUIDEONE MUTUAL INSURANCE COMPANY	0.02%	\$17,931	\$7,818	\$0	\$487	6.23%
111	PHILADELPHIA INDEMNITY INSURANCE COMPANY	0.02%	\$17,392	\$27,813	\$460,624	\$461,881	1660.67%
112	STONINGTON INSURANCE COMPANY	0.02%	\$17,234	\$151,427	\$40,099	\$6,800	4.49%
113	SOUTHERN PIONEER PROPERTY AND CASUALTY INS CO	0.02%	\$17,109	\$15,208	\$0	\$0	0.00%
114	TRUCK INSURANCE EXCHANGE	0.01%	\$15,848	\$14,110	\$5,880	\$6,003	42.54%
115	INSURANCE COMPANY OF THE WEST	0.01%	\$14,925	\$28,544	\$12,275	\$12,275	43.00%
116	FARMERS INSURANCE EXCHANGE	0.01%	\$14,015	\$19,985	\$8,000	\$7,720	38.63%
117	HUDSON INSURANCE COMPANY	0.01%	\$13,417	\$13,417	\$0	\$0	0.00%
118	PACIFIC EMPLOYERS INSURANCE COMPANY	0.01%	\$11,560	\$5,101	\$0	\$2,537	49.74%
119	AMERISURE MUTUAL INSURANCE COMPANY	0.01%	\$11,257	\$9,859	\$0	\$21	0.21%
120	PRAETORIAN INSURANCE COMPANY	0.01%	\$11,218	\$4,093	\$40,071	-\$222,360	-5432.69%
121	AMTRUST INSURANCE COMPANY OF KANSAS INC	0.01%	\$9,729	\$24,634	\$0	\$180	0.73%
122	FIRST LIBERTY INSURANCE CORP THE	0.01%	\$6,982	\$6,390	\$0	\$1,917	30.00%
123	MILWAUKEE CASUALTY INSURANCE CO	0.01%	\$6,496	\$3,761	\$0	\$128	3.40%
124	LIBERTY INSURANCE CORPORATION	0.01%	\$6,472	\$6,191	\$0	\$11	0.18%

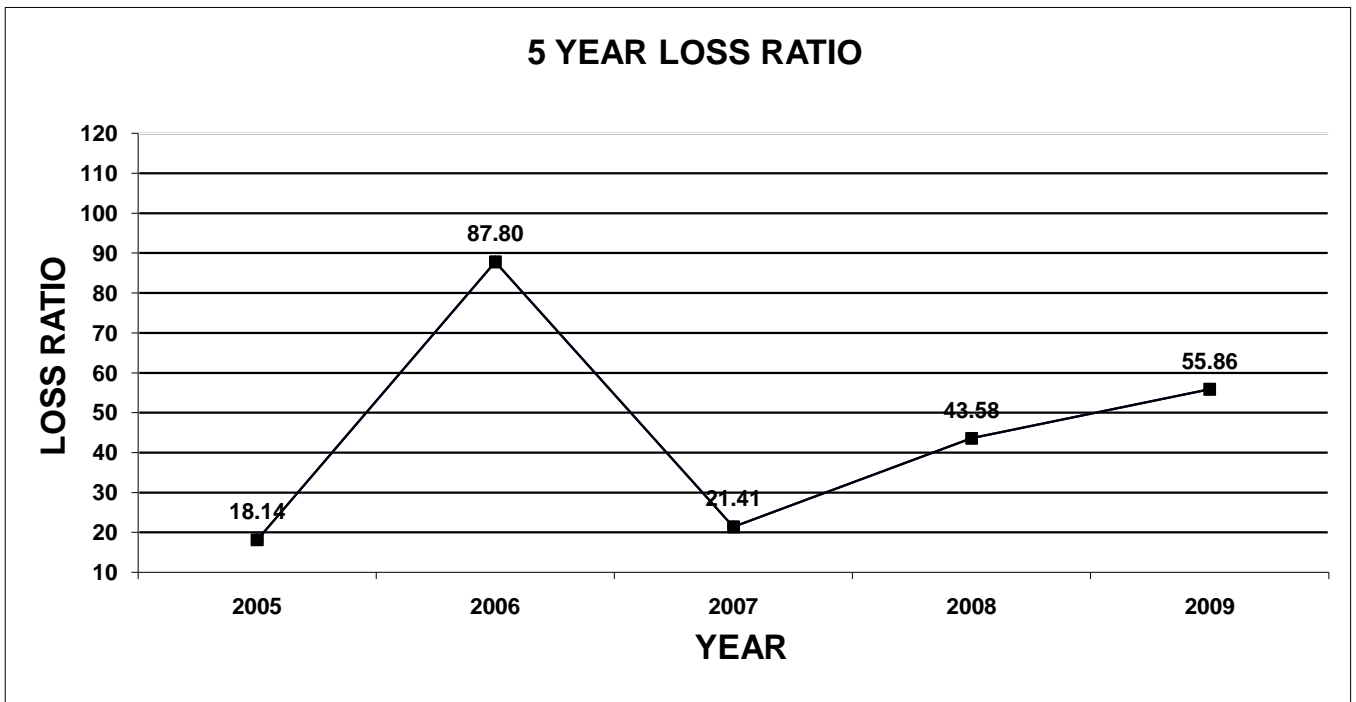
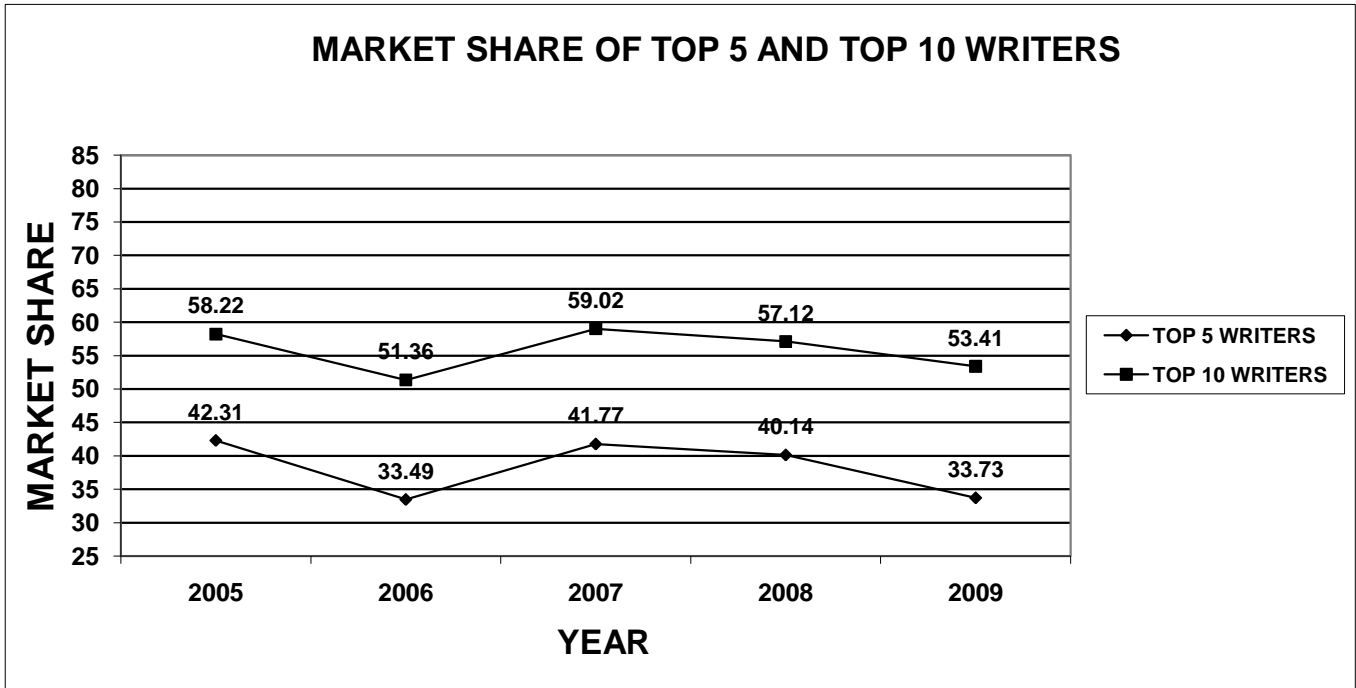
**2009 PROPERTY/CASUALTY INSURANCE
TOTALS BY LINE OF BUSINESS - COMMERCIAL FIRE & ALLIED LINES**

OBS	COMPANY NAME	MARKET SHARE	DIRECT PREMIUMS WRITTEN	DIRECT PREMIUMS EARNED	DIRECT LOSSES PAID	DIRECT LOSSES INCURRED	LOSS RATIO
125	FEDERAL INSURANCE COMPANY	0.00%	\$5,287	\$4,457	\$0	\$260	5.83%
126	ALLSTATE INSURANCE COMPANY	0.00%	\$5,253	\$6,347	\$0	\$3,104	48.90%
127	ATHENA ASSURANCE COMPANY	0.00%	\$4,223	\$2,483	\$0	-\$290	-11.68%
128	mitsui sumitomo insurance company of america	0.00%	\$4,160	\$7,868	\$0	\$593	7.54%
129	FCCI INSURANCE COMPANY	0.00%	\$3,378	\$1,966	\$0	\$20	1.02%
130	MERIDIAN CITIZENS MUTUAL INSURANCE COMPANY	0.00%	\$3,286	\$2,731	\$0	\$153	5.60%
131	SOUTHERN INSURANCE COMPANY	0.00%	\$3,160	\$2,692	\$0	\$3	0.11%
132	STAR INSURANCE COMPANY	0.00%	\$2,214	\$2,216	\$5,182	\$4,454	200.99%
133	AMERISURE INSURANCE COMPANY	0.00%	\$2,211	\$2,075	\$0	\$28	1.35%
134	NATIONAL AMERICAN INSURANCE COMPANY	0.00%	\$2,176	\$919	\$0	-\$99	-10.77%
135	AMERICAN ZURICH INSURANCE COMPANY	0.00%	\$2,005	\$1,037	\$0	\$131	12.63%
136	AMERICAN INSURANCE COMPANY THE	0.00%	\$1,993	\$16,565	\$0	\$4,889	29.51%
137	AMERICAN CASUALTY CO OF READING PENNSYLVANIA	0.00%	\$1,957	\$1,958	\$0	\$0	0.00%
138	MUTUALAID EXCHANGE	0.00%	\$1,891	\$4,516	\$0	-\$92	-2.04%
139	CITIZENS INSURANCE COMPANY OF AMERICA	0.00%	\$1,834	\$1,123	-\$15,008	\$16,716	1488.51%
140	AMERICAN FAMILY HOME INSURANCE COMPANY	0.00%	\$1,815	\$1,815	\$0	\$0	0.00%
141	TRANSPORTATION INSURANCE COMPANY	0.00%	\$1,687	\$1,542	\$0	\$0	0.00%
142	NATIONAL TRUST INSURANCE COMPANY	0.00%	\$1,268	\$933	\$0	\$9	0.96%
143	GREENWICH INSURANCE COMPANY	0.00%	\$1,142	\$763	\$0	\$346	45.35%
144	NIPPONKOA INSURANCE CO LIMITED (US BRANCH)	0.00%	\$1,123	\$2,470	\$0	-\$142	-5.75%
145	WAUSAU UNDERWRITERS INSURANCE COMPANY	0.00%	\$978	\$164	\$0	\$57	34.76%
146	ZURICH AMERICAN INSURANCE COMPANY OF ILLINOIS	0.00%	\$748	\$762	\$0	\$49	6.43%
147	AMERICAN FIRE & CASUALTY COMPANY	0.00%	\$550	\$540	\$490	\$490	90.74%
148	SPARTA INSURANCE COMPANY	0.00%	\$541	\$493	\$0	\$291	59.03%
149	CUMIS INSURANCE SOCIETY INC	0.00%	\$535	\$538	\$0	\$0	0.00%
150	GREAT AMERICAN INSURANCE COMPANY	0.00%	\$427	\$427	\$0	-\$281	-65.81%
151	HARTFORD CASUALTY INSURANCE CO	0.00%	\$105	\$74	\$0	\$0	0.00%
152	COLONIAL AMERICAN CASUALTY AND SURETY C	0.00%	\$73	\$1,981	\$0	-\$603	-30.44%
153	FIRST SPECIALTY INSURANCE CORPORATION	0.00%	\$63	\$63	\$0	\$15	23.81%
154	LIBERTY MUTUAL INSURANCE COMPANY	0.00%	\$62	\$47	\$0	\$605	1287.23%
155	ACE FIRE UNDERWRITERS INSURANCE COMPANY	0.00%	\$0	\$533	\$0	-\$502	-94.18%
156	ACE PROPERTY AND CASUALTY INSURANCE COMPANY	0.00%	\$0	\$0	\$0	\$1,096	N/A
157	AGCS MARINE INSURANCE COMPANY	0.00%	\$0	\$0	\$0	\$369	N/A
158	AMERICA FIRST INSURANCE COMPANY	0.00%	\$0	\$0	\$0	-\$3,147	N/A
159	AMERICAN MOTORISTS INSURANCE COMPANY	0.00%	\$0	\$0	\$0	\$1,180	N/A
160	ATLANTIC SPECIALTY INSURANCE COMPANY	0.00%	\$0	\$0	\$0	\$821	N/A
161	AUTOMOBILE INS CO OF HARTFORD CT	0.00%	\$0	\$0	\$0	\$0	N/A
162	CASTLEPOINT NATIONAL INSURANCE COMPANY	0.00%	\$0	\$0	\$0	-\$195	N/A
163	CLARENDON NATIONAL INSURANCE COMPANY	0.00%	\$0	\$0	\$58	\$58	N/A
164	EMPLOYERS INSURANCE COMPANY OF WAUSAU	0.00%	\$0	\$0	\$0	\$30,996	N/A
165	FARMINGTON CASUALTY COMPANY	0.00%	\$0	\$0	\$0	-\$8	N/A
166	FARMLAND MUTUAL INSURANCE COMPANY	0.00%	\$0	\$0	\$0	-\$4	N/A
167	FIDELITY & GUARANTY INSURANCE UNDERWRITERS	0.00%	\$0	\$0	\$0	\$16,558	N/A
168	FIDELITY AND GUARANTY INSURANCE COMPANY	0.00%	\$0	\$0	\$0	\$26,909	N/A
169	GRAIN DEALERS MUTUAL INSURANCE CO	0.00%	\$0	\$0	\$0	\$0	N/A
170	GREAT DIVIDE INSURANCE COMPANY	0.00%	\$0	\$0	\$0	\$7	N/A
171	GULF UNDERWRITERS INSURANCE COMPANY	0.00%	\$0	\$0	\$0	\$5	N/A
172	HARTFORD INSURANCE COMPANY OF MIDWEST THE	0.00%	\$0	\$0	\$0	\$2,905	N/A
173	MARKEL INSURANCE COMPANY	0.00%	\$0	\$82	\$0	-\$1,297	-1581.71%
174	NATIONWIDE MUTUAL FIRE INSURANCE COMPANY	0.00%	\$0	\$0	\$0	\$3	N/A
175	NATIONWIDE PROPERTY & CASUALTY INSURANCE CO	0.00%	\$0	\$0	\$0	\$1	N/A
176	NEW YORK MARINE & GENERAL INSURANCE COMPANY	0.00%	\$0	\$0	\$0	\$18	N/A
177	NORTH AMERICAN SPECIALTY INSURANCE COMPANY	0.00%	\$0	\$0	\$35,000	\$35,000	N/A
178	ONEBEACON INSURANCE COMPANY	0.00%	\$0	\$0	\$0	-\$100,000	N/A
179	RLI INSURANCE COMPANY	0.00%	\$0	\$0	\$0	-\$2,770	N/A
180	TRAVELERS CASUALTY AND SURETY COMPANY	0.00%	\$0	\$0	\$0	-\$184	N/A
181	TRAVELERS CASUALTY AND SURETY CO OF AMERICA	0.00%	\$0	\$0	\$0	-\$40	N/A
182	TRAVELERS CASUALTY INSURANCE CO OF AMERICA	0.00%	\$0	\$0	\$0	-\$1	N/A
183	UNITED STATES FIDELITY & GUARANTY COMPANY	0.00%	\$0	\$0	-\$280,552	-\$260,033	N/A
184	VALLEY FORGE INSURANCE COMPANY	0.00%	\$0	\$0	\$0	-\$1,755	N/A
185	WAUSAU BUSINESS INSURANCE COMPANY	0.00%	\$0	\$0	\$0	-\$17	N/A

**2009 PROPERTY/CASUALTY INSURANCE
TOTALS BY LINE OF BUSINESS - COMMERCIAL FIRE & ALLIED LINES**

OBS	COMPANY NAME	MARKET SHARE	DIRECT PREMIUMS WRITTEN	DIRECT PREMIUMS EARNED	DIRECT LOSSES PAID	DIRECT LOSSES INCURRED	LOSS RATIO
186	QBE INSURANCE CORPORATION	0.00%	-\$1	-\$3,390	\$0	-\$51	1.50%
187	COUNTRY MUTUAL INSURANCE COMPANY	0.00%	-\$62	\$125	\$0	\$3,000	2400.00%
188	EMPIRE FIRE AND MARINE INSURANCE CO	0.00%	-\$252	\$69,954	\$415,522	\$391,403	559.51%
189	WESTFIELD INSURANCE COMPANY	0.00%	-\$391	\$2,588	\$0	-\$94	-3.63%
190	UTICA MUTUAL INSURANCE COMPANY	0.00%	-\$2,240	\$1,770	\$0	\$20	1.13%
191	CHRYSLER INSURANCE COMPANY	-0.01%	-\$5,999	-\$5,999	\$0	-\$655	10.92%
TOTAL		100.00%	\$113,211,234	\$111,434,546	\$60,667,829	\$62,244,863	55.86%

MISSOURI COMMERCIAL FIRE & ALLIED LINES INSURANCE

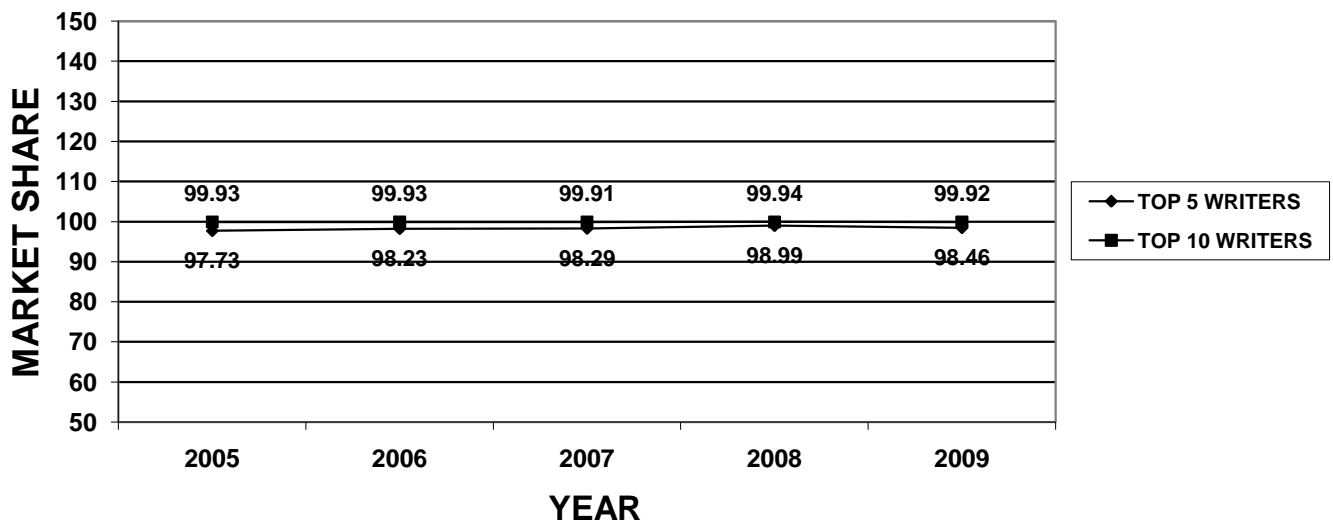


**2009 PROPERTY/CASUALTY INSURANCE
TOTALS BY LINE OF BUSINESS - FARM FIRE & ALLIED LINES**

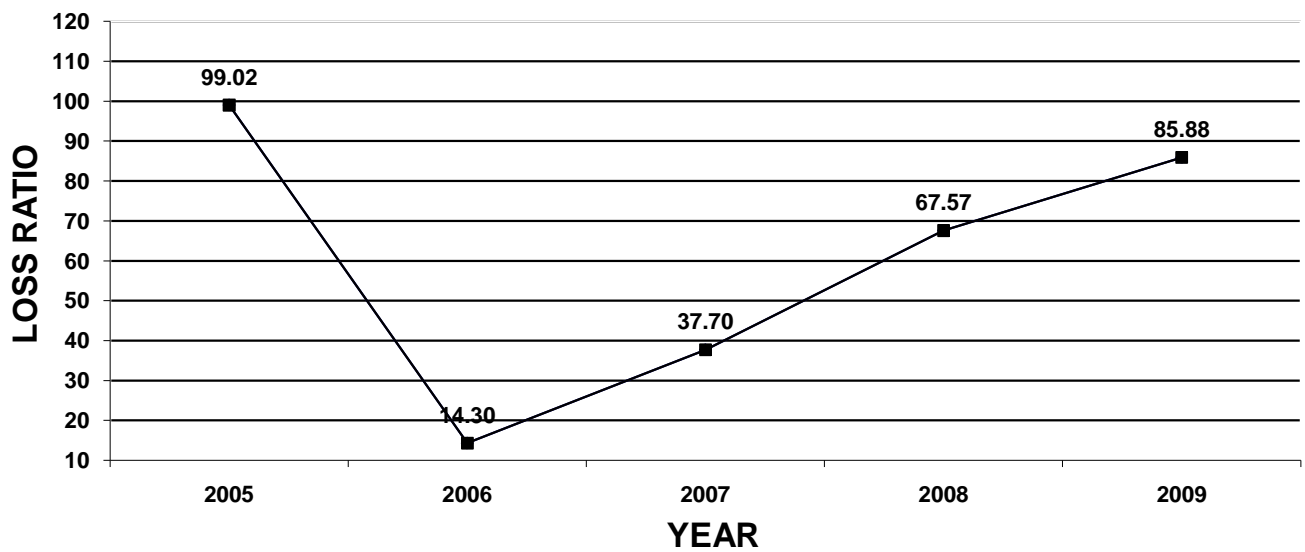
OBS	COMPANY NAME	MARKET SHARE	DIRECT PREMIUMS WRITTEN	DIRECT PREMIUMS EARNED	DIRECT LOSSES PAID	DIRECT LOSSES INCURRED	LOSS RATIO
1	ACE PROPERTY AND CASUALTY INSURANCE CO	92.91%	\$85,680,840	\$78,874,403	\$76,417,192	\$68,620,934	87.00%
2	SHELTER MUTUAL INSURANCE COMPANY	2.21%	\$2,035,862	\$1,939,483	\$1,583,970	\$1,613,904	83.21%
3	AMERICAN NATIONAL PROPERTY & CASUALTY CO	1.43%	\$1,315,455	\$1,322,266	\$2,497,097	\$2,375,113	179.62%
4	WESTERN AGRICULTURAL INSURANCE COMPANY	1.24%	\$1,145,552	\$1,171,550	\$2,983,023	-\$575,980	-49.16%
5	SHELTER GENERAL INSURANCE COMPANY	0.67%	\$616,877	\$612,009	\$469,915	\$485,739	79.37%
6	CAMERON MUTUAL INSURANCE COMPANY	0.45%	\$417,216	\$404,818	\$267,336	\$226,631	55.98%
7	COLUMBIA MUTUAL INSURANCE COMPANY	0.39%	\$363,434	\$359,685	\$289,158	\$275,009	76.46%
8	NAU COUNTRY INSURANCE COMPANY	0.24%	\$218,790	\$218,790	\$76,055	\$77,655	35.49%
9	AMERICAN ALTERNATIVE INSURANCE CORP	0.22%	\$202,281	\$171,989	\$66,803	\$66,803	38.84%
10	AMERICAN AGRICULTURAL INSURANCE CO	0.15%	\$142,575	\$142,575	\$124,796	\$123,366	86.53%
11	NATIONWIDE AGRIBUSINESS INSURANCE CO	0.04%	\$33,292	\$35,229	\$39,697	-\$60,983	-173.10%
12	MUTUALAID EXCHANGE	0.02%	\$15,682	\$14,632	\$0	-\$23	-0.16%
13	MISSOURI PROPERTY INS PLACEMENT FACILITY	0.01%	\$12,962	\$13,453	\$8,903	\$8,903	66.18%
14	CUMIS INSURANCE SOCIETY INC	0.01%	\$11,847	\$13,965	\$9,378	\$16,301	116.73%
15	LITITZ MUTUAL INSURANCE COMPANY	0.00%	\$2,419	\$2,081	\$0	\$17	0.82%
16	FARMERS UNION COOPERATIVE INSURANCE CO	0.00%	\$1,433	\$1,464	\$0	\$0	0.00%
17	NATIONWIDE MUTUAL INSURANCE COMPANY	0.00%	\$300	\$300	\$0	\$2	0.67%
18	ACE FIRE UNDERWRITERS INSURANCE COMPANY	0.00%	\$0	\$0	\$0	-\$1,118	N/A
19	FARMLAND MUTUAL INSURANCE COMPANY	0.00%	\$0	\$0	\$0	-\$111	N/A
20	WESTFIELD INSURANCE COMPANY	0.00%	-\$662	-\$662	\$0	-\$350	52.87%
TOTAL		100.00%	\$92,216,155	\$85,298,030	\$84,833,323	\$73,251,812	85.88%

MISSOURI FARM FIRE & ALLIED LINES INSURANCE

MARKET SHARE OF TOP 5 AND TOP 10 WRITERS



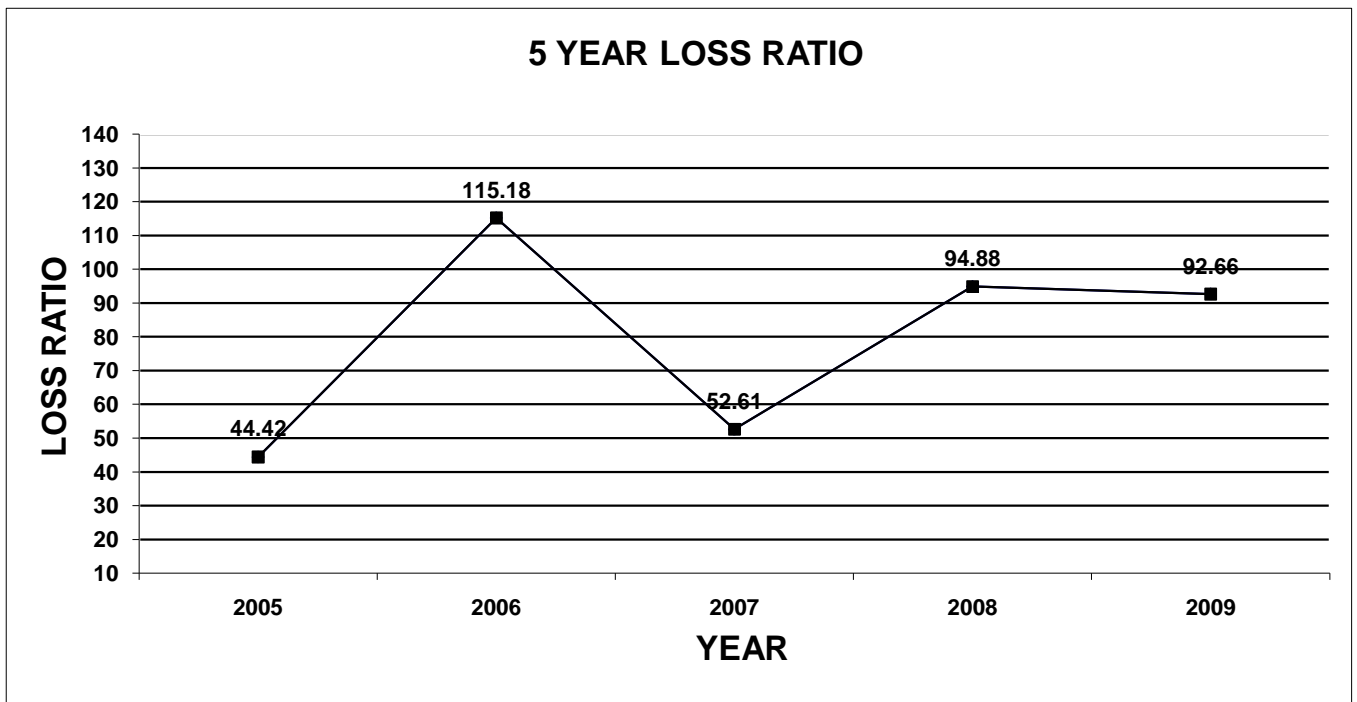
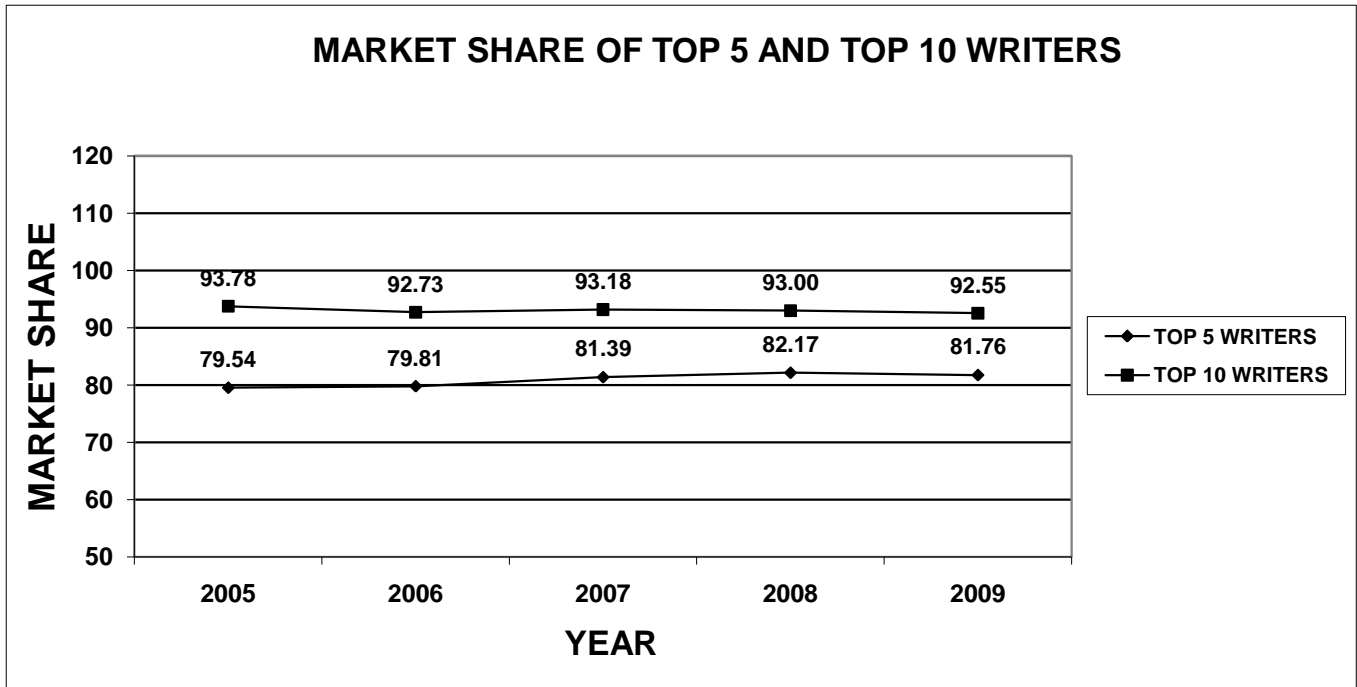
5 YEAR LOSS RATIO



**2009 PROPERTY/CASUALTY INSURANCE
TOTALS BY LINE OF BUSINESS - FARMOWNERS MULTI-PERIL**

OBS	COMPANY NAME	MARKET SHARE	DIRECT PREMIUMS WRITTEN	DIRECT PREMIUMS EARNED	DIRECT LOSSES PAID	DIRECT LOSSES INCURRED	LOSS RATIO
1	FARM BUREAU TOWN & COUNTRY INS CO OF MO	25.75%	\$29,256,719	\$28,020,520	\$28,090,875	\$31,307,769	111.73%
2	AMERICAN FAMILY MUTUAL INSURANCE COMPANY	23.30%	\$26,474,830	\$26,927,751	\$22,339,897	\$21,193,724	78.71%
3	SHELTER MUTUAL INSURANCE COMPANY	14.28%	\$16,226,926	\$15,839,004	\$15,741,338	\$16,635,787	105.03%
4	STATE FARM FIRE AND CASUALTY COMPANY	13.44%	\$15,267,942	\$14,706,696	\$14,121,593	\$14,160,130	96.28%
5	NATIONWIDE MUTUAL INSURANCE COMPANY	4.99%	\$5,668,797	\$5,461,153	\$3,096,069	\$2,963,866	54.27%
6	CAMERON MUTUAL INSURANCE COMPANY	3.79%	\$4,306,760	\$4,107,475	\$3,319,870	\$2,719,974	66.22%
7	QBE INSURANCE CORPORATION	2.00%	\$2,270,820	\$1,597,436	\$933,592	\$1,262,953	79.06%
8	FARMERS ALLIANCE MUTUAL INSURANCE CO	1.79%	\$2,035,071	\$1,970,872	\$1,440,664	\$1,234,354	62.63%
9	INDEMNITY INSURANCE CO OF NORTH AMERICA	1.62%	\$1,841,059	\$1,560,114	\$721,320	\$900,903	57.75%
10	COLUMBIA MUTUAL INSURANCE COMPANY	1.59%	\$1,808,112	\$1,834,164	\$1,455,913	\$1,294,595	70.58%
11	AMERICAN STATES INSURANCE COMPANY	1.28%	\$1,458,078	\$1,508,031	\$1,674,674	\$1,712,818	113.58%
12	COLUMBIA NATIONAL INSURANCE COMPANY	0.91%	\$1,033,180	\$1,020,970	\$881,853	\$814,323	79.76%
13	CHARTER OAK FIRE INSURANCE CO THE	0.57%	\$649,830	\$619,709	\$632,844	\$622,086	100.38%
14	AMTRUST INSURANCE COMPANY OF KANSAS INC	0.48%	\$545,825	\$289,973	\$328,297	\$404,018	139.33%
15	TRAVELERS INDEMNITY COMPANY OF AMERICA	0.42%	\$472,845	\$433,002	\$120,491	\$175,099	40.44%
16	AMERICAN ECONOMY INSURANCE COMPANY	0.40%	\$454,924	\$347,479	\$214,449	\$254,117	73.13%
17	AMERICAN INSURANCE COMPANY THE	0.40%	\$451,218	\$466,424	\$390,780	\$419,041	89.84%
18	TRAVELERS INDEMNITY COMPANY	0.36%	\$405,908	\$379,276	\$247,046	\$297,540	78.45%
19	NATIONAL SURETY CORPORATION	0.35%	\$396,654	\$361,239	\$237,406	\$256,545	71.02%
20	AMERICAN BANKERS INSURANCE CO OF FLORIDA	0.32%	\$359,770	\$414,345	\$457,982	\$455,676	109.98%
21	FARM BUREAU NEW HORIZONS INS CO OF MISSOURI	0.29%	\$327,679	\$278,264	\$202,992	\$317,563	114.12%
22	MERIDIAN CITIZENS MUTUAL INSURANCE COMPANY	0.25%	\$285,592	\$162,965	\$114,724	\$157,005	96.34%
23	MUTUALAID EXCHANGE	0.21%	\$239,256	\$235,474	\$140,852	\$188,484	80.04%
24	ROCKFORD MUTUAL INSURANCE COMPANY	0.21%	\$233,701	\$253,883	\$101,779	\$89,779	35.36%
25	AMERICAN RELIABLE INSURANCE COMPANY	0.20%	\$224,400	\$251,927	\$146,562	\$148,266	58.85%
26	ONEBEACON INSURANCE COMPANY	0.16%	\$180,741	\$1,069,571	\$1,732,127	\$1,946,590	182.00%
27	GREAT AMERICAN INSURANCE COMPANY	0.16%	\$179,936	\$152,603	\$0	\$103,078	67.55%
28	TRAVELERS INDEMNITY CO OF CONNECTICUT	0.11%	\$120,845	\$117,339	\$10,130	\$27,282	23.25%
29	SECURITY NATIONAL INSURANCE COMPANY	0.09%	\$105,707	\$43,437	\$3,370	\$8,751	20.15%
30	PROPERTY & CASUALTY INS CO OF HARTFORD	0.08%	\$93,731	\$99,285	\$88,815	\$88,660	89.30%
31	MARKEL INSURANCE COMPANY	0.07%	\$83,120	\$54,515	\$28,574	\$41,524	76.17%
32	WESTFIELD INSURANCE COMPANY	0.04%	\$44,565	\$43,421	\$161,479	\$153,548	353.63%
33	STARNET INSURANCE COMPANY	0.03%	\$34,584	\$35,761	\$0	\$20,483	57.28%
34	FIREMANS FUND INSURANCE COMPANY	0.03%	\$33,701	\$52,583	\$18,173	\$22,242	42.30%
35	MODERN SERVICE INSURANCE COMPANY	0.03%	\$33,630	\$22,419	\$0	\$924	4.12%
36	AGRI GENERAL INSURANCE COMPANY	0.02%	\$25,107	\$4,915	\$0	\$0	0.00%
37	GREAT AMERICAN INSURANCE CO OF NEW YORK	0.00%	\$4,855	\$5,043	\$0	-\$3,601	-71.41%
38	NATIONAL TRUST INSURANCE COMPANY	0.00%	\$3,003	\$2,339	\$0	\$25	1.07%
39	FCCI INSURANCE COMPANY	0.00%	\$342	\$253	\$0	\$3	1.19%
40	ACE AMERICAN INSURANCE COMPANY	0.00%	\$0	\$0	\$0	\$1	N/A
41	AMERICAN AUTOMOBILE INSURANCE COMPANY	0.00%	\$0	\$0	\$0	-\$142	N/A
42	ASSOCIATED INDEMNITY CORPORATION	0.00%	\$0	\$0	\$0	-\$29	N/A
43	BANKERS STANDARD INSURANCE COMPANY	0.00%	\$0	\$0	\$0	-\$1	N/A
44	CLARENDON NATIONAL INSURANCE COMPANY	0.00%	\$0	\$0	\$0	-\$3,076	N/A
45	CONTINENTAL CASUALTY COMPANY	0.00%	\$0	\$0	\$0	\$395	N/A
46	DIAMOND STATE INSURANCE COMPANY	0.00%	\$0	\$0	\$0	\$24,074	N/A
47	GREAT AMERICAN ASSURANCE COMPANY	0.00%	\$0	\$481	\$0	-\$1,234	-256.55%
48	HARTFORD CASUALTY INSURANCE CO	0.00%	\$0	\$0	\$0	\$0	N/A
49	HARTFORD FIRE INSURANCE COMPANY	0.00%	\$0	\$0	\$0	\$0	N/A
50	HARTFORD UNDERWRITERS INSURANCE COMPANY	0.00%	\$0	\$0	\$12,952	\$17,952	N/A
51	INSURANCE COMPANY OF NORTH AMERICA	0.00%	\$0	\$0	\$0	-\$8	N/A
52	NATIONWIDE MUTUAL FIRE INSURANCE COMPANY	0.00%	\$0	\$0	\$0	\$1	N/A
53	NORTH RIVER INSURANCE COMPANY THE	0.00%	\$0	\$0	\$0	\$11	N/A
54	STATE FARM GENERAL INSURANCE COMPANY	0.00%	\$0	\$0	-\$233	-\$233	N/A
55	TRAVELERS CASUALTY AND SURETY COMPANY	0.00%	\$0	\$0	\$0	-\$4	N/A
56	TWIN CITY FIRE INSURANCE COMPANY	0.00%	\$0	\$0	\$0	\$0	N/A
57	UNITED STATES FIRE INSURANCE COMPANY	0.00%	\$0	\$0	\$0	\$154	N/A
58	SOUTHERN INSURANCE COMPANY	-0.02%	-\$20,411	\$311,785	\$533,694	\$475,888	152.63%
TOTAL		100.00%	\$113,619,352	\$111,063,896	\$99,742,943	\$102,909,673	92.66%

MISSOURI FARMOWNERS MULTI-PERIL INSURANCE



**2009 PROPERTY/CASUALTY INSURANCE
TOTALS BY LINE OF BUSINESS - HOME OWNERS MULTI-PERIL**

OBS	COMPANY NAME	MARKET SHARE	DIRECT PREMIUMS WRITTEN	DIRECT PREMIUMS EARNED	DIRECT LOSSES PAID	DIRECT LOSSES INCURRED	LOSS RATIO
1	STATE FARM FIRE AND CASUALTY COMPANY	26.92%	\$344,972,572	\$329,240,497	\$206,268,396	\$197,625,973	60.02%
2	AMERICAN FAMILY MUTUAL INSURANCE COMPANY	16.55%	\$212,065,833	\$206,941,041	\$137,262,526	\$128,214,721	61.96%
3	SHELTER MUTUAL INSURANCE COMPANY	6.26%	\$80,234,019	\$76,630,940	\$55,075,403	\$48,558,529	63.37%
4	ALLSTATE PROPERTY & CASUALTY INSURANCE CO	2.92%	\$37,412,942	\$34,911,592	\$22,712,542	\$20,186,304	57.82%
5	AUTO CLUB FAMILY INSURANCE COMPANY	2.86%	\$36,598,503	\$34,338,333	\$19,053,243	\$16,969,849	49.42%
6	MID CENTURY INSURANCE COMPANY	2.85%	\$36,503,321	\$38,152,825	\$17,532,293	\$14,462,941	37.91%
7	FARMERS INSURANCE EXCHANGE	2.64%	\$33,813,242	\$26,752,967	\$16,095,704	\$17,591,680	65.76%
8	SAFECO INSURANCE COMPANY OF AMERICA	2.56%	\$32,770,901	\$33,262,875	\$15,513,511	\$15,027,924	45.18%
9	TRAVELERS HOME AND MARINE INSURANCE CO	2.55%	\$32,663,687	\$24,848,976	\$13,346,438	\$15,531,560	62.50%
10	FARM BUREAU TOWN & COUNTRY INS CO OF MO	2.06%	\$26,386,286	\$25,024,660	\$20,435,515	\$20,475,026	81.82%
11	FIRE INSURANCE EXCHANGE	1.99%	\$25,497,576	\$26,189,282	\$14,227,217	\$13,893,264	53.05%
12	ALLSTATE INDEMNITY COMPANY	1.73%	\$22,189,529	\$22,454,495	\$12,147,706	\$9,092,430	40.49%
13	LIBERTY MUTUAL FIRE INSURANCE COMPANY	1.72%	\$22,047,205	\$21,541,956	\$11,533,182	\$11,285,581	52.39%
14	UNITED SERVICES AUTOMOBILE ASSOCIATION	1.59%	\$20,382,276	\$18,255,253	\$12,867,105	\$12,126,950	66.43%
15	STANDARD FIRE INSURANCE COMPANY	1.53%	\$19,551,366	\$21,258,175	\$9,720,173	\$8,266,932	38.89%
16	ALLSTATE INSURANCE COMPANY	1.33%	\$16,991,628	\$17,378,385	\$9,422,411	\$9,343,372	53.76%
17	NATIONWIDE AFFINITY INS COMPANY OF AMERICA	1.28%	\$16,396,041	\$12,952,942	\$9,933,564	\$10,667,730	82.36%
18	AMCO INSURANCE COMPANY	1.21%	\$15,494,673	\$16,235,323	\$10,385,095	\$9,549,239	58.82%
19	COUNTRY MUTUAL INSURANCE COMPANY	0.93%	\$11,898,162	\$11,206,439	\$5,058,367	\$5,265,013	46.98%
20	AUTO OWNERS INSURANCE COMPANY	0.88%	\$11,238,431	\$11,052,384	\$9,781,028	\$9,787,317	88.55%
21	MIDWESTERN INDEMNITY COMPANY THE	0.87%	\$11,178,955	\$11,813,523	\$7,043,173	\$8,048,849	68.13%
22	PROPERTY & CASUALTY INS COMPANY OF HARTFORD	0.85%	\$10,902,865	\$10,265,608	\$5,610,687	\$6,519,565	63.51%
23	USAA CASUALTY INSURANCE COMPANY	0.84%	\$10,761,447	\$9,447,067	\$5,794,256	\$5,687,418	60.20%
24	AMERICAN NATIONAL PROPERTY & CASUALTY CO	0.83%	\$10,623,410	\$9,659,382	\$6,078,992	\$5,607,478	58.05%
25	CAMERON MUTUAL INSURANCE COMPANY	0.81%	\$10,442,127	\$10,675,285	\$10,452,911	\$9,824,617	92.03%
26	AMERICAN AUTOMOBILE INSURANCE COMPANY	0.69%	\$8,893,140	\$9,302,635	\$10,343,799	\$12,200,731	131.15%
27	HOMESITE INDEMNITY COMPANY	0.62%	\$7,933,867	\$7,012,891	\$5,411,686	\$6,627,479	94.50%
28	HARTFORD UNDERWRITERS INSURANCE COMPANY	0.60%	\$7,731,651	\$7,988,248	\$3,764,938	\$3,338,707	41.80%
29	STATE AUTO PROPERTY & CASUALTY INS COMPANY	0.59%	\$7,507,208	\$6,486,827	\$2,962,788	\$3,301,038	50.89%
30	GREAT NORTHERN INSURANCE COMPANY	0.56%	\$7,117,395	\$7,486,873	\$7,034,708	\$7,868,786	105.10%
31	ALLIED PROPERTY & CASUALTY INSURANCE CO	0.55%	\$7,078,995	\$7,580,827	\$6,237,638	\$6,668,317	87.96%
32	LITITZ MUTUAL INSURANCE COMPANY	0.52%	\$6,621,783	\$6,822,233	\$6,301,973	\$5,637,905	82.64%
33	ELECTRIC INSURANCE COMPANY	0.50%	\$6,414,882	\$5,296,141	\$2,914,553	\$2,748,838	51.90%
34	METROPOLITAN PROPERTY & CASUALTY INS CO	0.39%	\$5,014,997	\$4,929,024	\$2,805,575	\$2,193,073	44.49%
35	CINCINNATI INSURANCE COMPANY THE	0.36%	\$4,587,640	\$4,329,899	\$2,383,928	\$2,559,772	59.12%
36	SENTRY INSURANCE A MUTUAL COMPANY	0.35%	\$4,425,950	\$3,040,489	\$2,359,204	\$3,248,283	106.83%
37	OWNERS INSURANCE COMPANY	0.34%	\$4,301,565	\$3,574,458	\$3,160,823	\$3,171,056	88.71%
38	NATIONWIDE INSURANCE COMPANY OF AMERICA	0.32%	\$4,096,267	\$3,628,163	\$2,117,944	\$1,958,522	53.98%
39	SENTINEL INSURANCE COMPANY LTD	0.29%	\$3,684,903	\$3,190,861	\$1,720,983	\$2,483,684	77.84%
40	NATIONAL SURETY CORPORATION	0.28%	\$3,610,308	\$2,608,247	\$1,071,703	\$778,210	29.84%
41	ECONOMY PREMIER ASSURANCE COMPANY	0.27%	\$3,489,005	\$3,633,304	\$2,214,506	\$2,195,916	60.44%
42	LIBERTY INSURANCE CORPORATION	0.27%	\$3,476,769	\$1,173,753	\$309,874	\$602,677	51.35%
43	FOREMOST INSURANCE COMPANY	0.25%	\$3,219,060	\$3,075,425	\$1,544,885	\$1,737,009	56.48%
44	ALLIANCE INSURANCE COMPANY INC	0.25%	\$3,179,693	\$2,840,751	\$3,011,966	\$3,335,722	117.42%
45	COLUMBIA NATIONAL INSURANCE COMPANY	0.24%	\$3,120,499	\$3,093,111	\$3,812,926	\$3,460,968	111.89%
46	FIREMANS FUND INSURANCE COMPANY	0.23%	\$2,909,030	\$3,150,166	\$2,540,444	\$1,537,233	48.80%
47	GUIDEONE MUTUAL INSURANCE COMPANY	0.22%	\$2,807,954	\$2,818,238	\$1,845,091	\$1,193,555	42.35%
48	21ST CENTURY NORTH AMERICA INSURANCE CO	0.22%	\$2,762,803	\$2,912,824	\$1,485,603	\$1,872,598	64.29%
49	FIDELITY NATIONAL INSURANCE COMPANY	0.21%	\$2,752,511	\$2,799,323	\$1,758,569	\$1,059,187	37.84%
50	ACUITY A MUTUAL INSURANCE COMPANY	0.21%	\$2,739,280	\$2,428,565	\$697,871	\$551,824	22.72%
51	UNITRIN PREFERRED INSURANCE COMPANY	0.20%	\$2,551,432	\$2,472,804	\$1,754,067	\$2,388,605	96.59%
52	VIGILANT INSURANCE COMPANY	0.19%	\$2,477,231	\$2,776,613	\$2,333,656	\$2,231,551	80.37%
53	FARMERS ALLIANCE MUTUAL INSURANCE COMPANY	0.18%	\$2,264,164	\$2,095,917	\$3,131,899	\$3,474,131	165.76%
54	PACIFIC INDEMNITY COMPANY	0.17%	\$2,208,696	\$2,384,043	\$8,632,140	\$8,890,488	372.92%
55	MILLERS FIRST INSURANCE COMANY	0.16%	\$2,043,068	\$2,033,707	\$637,884	\$852,092	41.90%
56	AMICA MUTUAL INSURANCE COMPANY	0.15%	\$1,958,112	\$1,791,545	\$1,781,643	\$1,630,374	91.00%
57	COLUMBIA MUTUAL INSURANCE COMPANY	0.14%	\$1,853,611	\$1,906,891	\$1,586,463	\$1,511,008	79.24%
58	AUTOMOBILE INS CO OF HARTFORD CT	0.14%	\$1,820,508	\$1,973,083	\$1,916,107	\$1,851,004	93.81%
59	IDS PROPERTY CASUALTY INSURANCE COMPANY	0.14%	\$1,804,362	\$1,648,732	\$1,046,539	\$1,137,617	69.00%
60	ENCOMPASS INDEMNITY COMPANY	0.14%	\$1,769,093	\$2,118,200	\$2,184,422	\$1,476,790	69.72%

**2009 PROPERTY/CASUALTY INSURANCE
TOTALS BY LINE OF BUSINESS - HOME OWNERS MULTI-PERIL**

OBS	COMPANY NAME	MARKET SHARE	DIRECT PREMIUMS WRITTEN	DIRECT PREMIUMS EARNED	DIRECT LOSSES PAID	DIRECT LOSSES INCURRED	LOSS RATIO
61	METROPOLITAN GROUP PROPERTY & CAS INS CO	0.13%	\$1,683,894	\$1,680,466	\$446,887	\$300,174	17.86%
62	MILLERS CLASSIFIED INSURANCE COMPANY	0.13%	\$1,624,922	\$1,633,048	\$424,655	\$427,916	26.20%
63	FEDERAL INSURANCE COMPANY	0.12%	\$1,557,669	\$1,536,167	\$1,420,013	\$1,547,217	100.72%
64	BANKERS STANDARD INSURANCE COMPANY	0.12%	\$1,486,210	\$1,002,642	\$308,395	\$447,103	44.59%
65	TEACHERS INSURANCE COMPANY	0.11%	\$1,397,799	\$1,305,738	\$818,717	\$985,129	75.45%
66	SECURA SUPREME INSURANCE COMPANY	0.11%	\$1,370,686	\$1,455,969	\$314,914	\$269,045	18.48%
67	CHUBB NATIONAL INSURANCE COMPANY	0.11%	\$1,365,068	\$1,199,969	\$346,081	\$145,656	12.14%
68	ARMED FORCES INSURANCE EXCHANGE	0.11%	\$1,348,111	\$1,318,103	\$992,013	\$997,240	75.66%
69	AMERICAN INSURANCE COMPANY THE	0.09%	\$1,145,401	\$1,216,946	\$227,135	\$175,949	14.46%
70	UNITED FIRE AND CASUALTY COMPANY	0.09%	\$1,092,162	\$966,532	\$1,113,093	\$851,216	88.07%
71	DEPOSITORS INSURANCE COMPANY	0.08%	\$1,041,974	\$1,151,465	\$1,197,702	\$1,430,584	124.24%
72	TRAVELERS INDEMNITY COMPANY OF AMERICA	0.07%	\$862,903	\$900,729	\$214,121	\$157,885	17.53%
73	CIVIC PROPERTY & CASUALTY CO	0.07%	\$861,163	\$978,120	\$171,176	\$163,896	16.76%
74	GARRISON PROPERTY AND CASUALTY INS COMPANY	0.06%	\$812,223	\$629,448	\$291,155	\$306,292	48.66%
75	TRAVELERS PROPERTY CASUALTY INSURANCE CO	0.06%	\$756,712	\$588,193	\$142,187	\$163,512	27.80%
76	ENCOMPASS INSURANCE COMPANY OF AMERICA	0.06%	\$740,840	\$896,236	\$316,148	\$134,219	14.98%
77	HARTFORD CASUALTY INSURANCE CO	0.06%	\$737,079	\$838,789	\$350,061	\$227,213	27.09%
78	CALIFORNIA CASUALTY INDEMNITY EXCHANGE	0.06%	\$709,876	\$876,282	\$684,229	\$647,645	73.91%
79	AMERICAN NATIONAL GENERAL INSURANCE CO	0.05%	\$673,017	\$494,426	\$417,179	\$434,077	87.79%
80	WEST AMERICAN INSURANCE COMPANY	0.05%	\$666,151	\$713,624	\$843,894	\$686,179	96.15%
81	AMERICAN SOUTHERN HOME INSURANCE COMPANY	0.05%	\$642,741	\$405,008	\$263,117	\$297,574	73.47%
82	KEMPER INDEPENDENCE INSURANCE COMPANY	0.05%	\$606,601	\$640,315	\$227,678	\$181,968	28.42%
83	UNION INSURANCE COMPANY OF PROVIDENCE	0.04%	\$573,676	\$516,082	\$453,918	\$518,404	100.45%
84	AMERICAN MODERN SELECT INSURANCE COMPANY	0.04%	\$565,308	\$429,228	\$315,923	\$410,364	95.61%
85	GUIDEONE AMERICA INSURANCE COMPANY	0.04%	\$541,310	\$415,428	\$205,027	\$204,810	49.30%
86	USAA GENERAL INDEMNITY COMPANY	0.04%	\$490,584	\$322,625	\$188,243	\$296,722	91.97%
87	PHARMACISTS MUTUAL INSURANCE COMPANY	0.03%	\$424,286	\$430,225	\$288,145	\$301,620	70.11%
88	AMERICAN SECURITY INSURANCE COMPANY	0.03%	\$421,608	\$417,743	\$480,668	\$527,120	126.18%
89	DIAMOND STATE INSURANCE COMPANY	0.03%	\$417,997	\$369,347	\$57,153	\$373,231	101.05%
90	NATIONAL LLOYDS INSURANCE COMPANY	0.03%	\$412,219	\$415,028	\$352,287	\$248,547	59.89%
91	CHARTIS PROPERTY CASUALTY COMPANY	0.03%	\$399,506	\$48,264	\$0	\$8,688	18.00%
92	AMERICAN FIRE & CASUALTY COMPANY	0.03%	\$343,977	\$358,221	\$174,334	\$160,061	44.68%
93	HORACE MANN INSURANCE COMPANY	0.03%	\$341,369	\$332,690	\$89,778	\$70,548	21.21%
94	EMCASCO INSURANCE COMPANY	0.02%	\$306,257	\$267,731	\$64,924	\$25,311	9.45%
95	SECURA INSURANCE A MUTUAL COMPANY	0.02%	\$306,083	\$372,116	\$38,967	\$53,801	14.46%
96	EMPIRE FIRE AND MARINE INSURANCE CO	0.02%	\$279,346	\$268,726	\$0	-\$18,558	-6.91%
97	BALBOA INSURANCE COMPANY	0.02%	\$278,327	\$746,673	\$1,339,073	\$1,467,027	196.48%
98	CALIFORNIA CASUALTY GENERAL INS CO OF OREGON	0.02%	\$270,981	\$35,749	\$5,870	\$10,370	29.01%
99	AMERICAN MODERN HOME INSURANCE CO	0.02%	\$244,563	\$186,585	\$61,638	\$38,472	20.62%
100	FARM BUREAU NEW HORIZONS INSURANCE COMPANY	0.02%	\$242,781	\$431,314	\$7,230	\$120,238	27.88%
101	AMERICAN HALLMARK INS COMPANY OF TEXAS	0.02%	\$219,942	\$62,422	\$18,790	\$18,790	30.10%
102	AMERICAN RELIABLE INSURANCE COMPANY	0.02%	\$213,568	\$205,796	\$141,752	\$111,536	54.20%
103	TWIN CITY FIRE INSURANCE COMPANY	0.01%	\$181,556	\$202,220	\$79,699	\$77,542	38.35%
104	ROCKFORD MUTUAL INSURANCE COMPANY	0.01%	\$171,774	\$150,044	\$197,836	\$186,836	124.52%
105	STANDARD GUARANTY INSURANCE COMPANY	0.01%	\$163,613	\$156,597	\$22,187	\$51,569	32.93%
106	CHURCH MUTUAL INSURANCE COMPANY	0.01%	\$141,830	\$141,261	\$192,850	\$179,956	127.39%
107	MUTUALAID EXCHANGE	0.01%	\$129,675	\$130,075	\$59,299	\$24,805	19.07%
108	AEGIS SECURITY INSURANCE COMPANY	0.01%	\$112,847	\$123,943	\$390,072	\$217,853	175.77%
109	UNITRIN DIRECT PROPERTY & CASUALTY COMPANY	0.01%	\$101,803	\$40,964	\$47,799	\$55,638	135.82%
110	HARTFORD ACCIDENT & INDEMNITY CO	0.01%	\$95,729	\$99,775	\$67,066	\$56,923	57.05%
111	GUIDEONE SPECIALTY MUTUAL INSURANCE CO	0.01%	\$75,046	\$58,589	\$4,507	\$6,068	10.36%
112	OHIO CASUALTY INSURANCE COMPANY	0.01%	\$69,742	\$69,996	\$30,009	\$14,930	21.33%
113	EMPLOYERS MUTUAL CASUALTY COMPANY	0.01%	\$68,452	\$67,087	\$24,070	-\$219,366	-326.99%
114	MERASTAR INSURANCE COMPANY	0.00%	\$60,607	\$55,644	\$27,991	\$34,951	62.81%
115	FIRST AMERICAN PROPERTY & CASUALTY INS CO	0.00%	\$59,255	\$56,499	\$34,425	\$15,865	28.08%
116	HARTFORD FIRE INSURANCE COMPANY	0.00%	\$52,843	\$61,325	\$20,152	\$20,152	32.86%
117	FIDELITY AND DEPOSIT COMPANY MARYLAND	0.00%	\$44,269	\$37,356	\$3,728	\$3,728	9.98%
118	MIDDLESEX INSURANCE COMPANY	0.00%	\$38,666	\$1,151,227	\$1,077,519	\$1,119,776	97.27%
119	NEIGHBORHOOD SPIRIT PROPERTY & CASUALTY CO	0.00%	\$34,814	\$50,719	\$5,193	\$5,217	10.29%

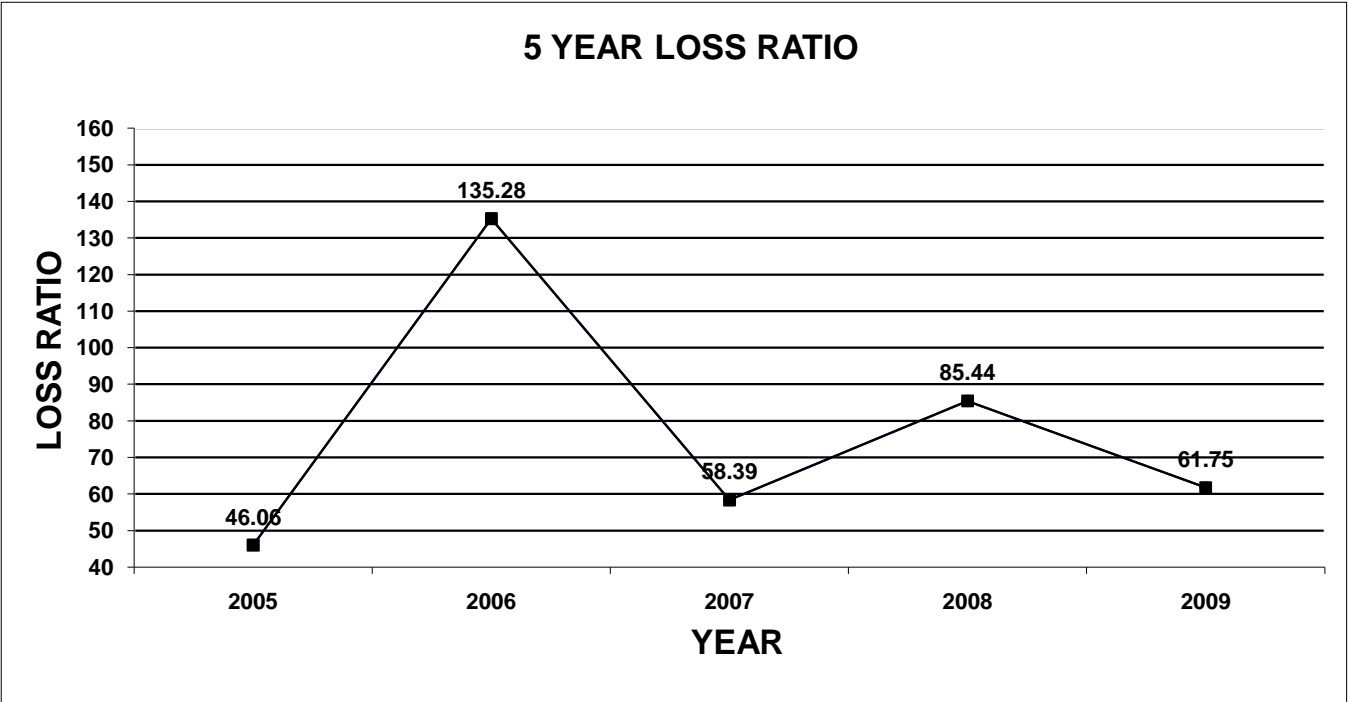
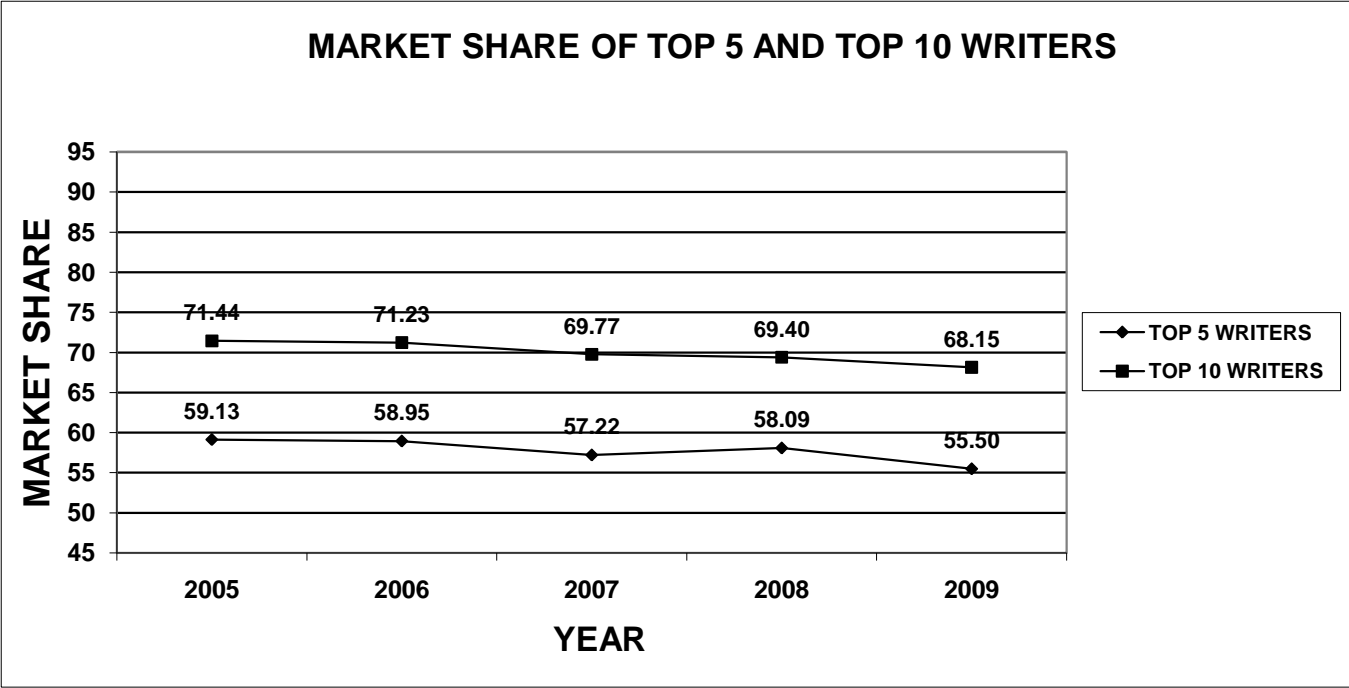
**2009 PROPERTY/CASUALTY INSURANCE
TOTALS BY LINE OF BUSINESS - HOME OWNERS MULTI-PERIL**

OBS	COMPANY NAME	MARKET SHARE	DIRECT PREMIUMS WRITTEN	DIRECT PREMIUMS EARNED	DIRECT LOSSES PAID	DIRECT LOSSES INCURRED	LOSS RATIO
120	ASSOCIATED INDEMNITY CORPORATION	0.00%	\$31,558	\$32,050	\$37,695	-\$27,888	-87.01%
121	MASSACHUSETTS BAY INSURANCE COMPANY	0.00%	\$29,816	\$42,058	\$251,193	\$248,688	591.30%
122	NATIONAL CASUALTY COMPANY	0.00%	\$26,302	\$30,956	\$4,960	\$9,099	29.39%
123	RANCHERS AND FARMERS INSURANCE COMPANY	0.00%	\$25,170	\$12,017	\$930	\$930	7.74%
124	AFFILIATED FM INSURANCE COMPANY	0.00%	\$20,763	\$20,155	\$0	\$0	0.00%
125	MARKEL AMERICAN INSURANCE COMPANY	0.00%	\$19,847	\$17,449	\$8,734	\$9,932	56.92%
126	AMERICAN FAMILY HOME INSURANCE COMPANY	0.00%	\$12,623	\$7,496	\$1,539	\$2,407	32.11%
127	CITIZENS INSURANCE COMPANY OF AMERICA	0.00%	\$11,419	\$22,237	\$25,498	\$498	2.24%
128	HANOVER INSURANCE COMPANY THE	0.00%	\$9,016	\$19,701	\$1,950	\$1,950	9.90%
129	EXACT PROPERTY & CASUALTY	0.00%	\$8,558	\$17,197	\$90,240	\$89,114	518.20%
130	MFS MUTUAL INSURANCE COMPANY	0.00%	\$5,497	\$5,641	\$2,313	\$2,313	41.00%
131	WESTFIELD INSURANCE COMPANY	0.00%	\$2,629	\$2,271	\$51,947	\$52,208	2298.90%
132	AGCS MARINE INSURANCE COMPANY	0.00%	\$0	\$0	\$0	\$27	N/A
133	ALLIANZ GLOBAL RISKS US INSURANCE COMPANY	0.00%	\$0	\$0	\$0	\$12	N/A
134	AMERICAN CASUALTY CO OF READING PENNSYLVANIA	0.00%	\$0	\$0	\$10,000	\$8,147	N/A
135	AMERICAN ECONOMY INSURANCE COMPANY	0.00%	\$0	\$0	\$0	-\$50	N/A
136	AMERICAN STATES INSURANCE COMPANY	0.00%	\$0	\$0	\$2,473	\$2,464	N/A
137	AMERICAN STATES INSURANCE COMPANY OF TEXAS	0.00%	\$0	\$0	-\$150	-\$169	N/A
138	AMERICAN STATES PREFERRED INSURANCE CO	0.00%	\$0	\$0	-\$97	-\$196	N/A
139	AMERISURE INSURANCE COMPANY	0.00%	\$0	\$0	\$9,800	-\$40,200	N/A
140	AMEX ASSURANCE COMPANY	0.00%	\$0	\$0	-\$2,375	-\$32,345	N/A
141	AMTRUST INSURANCE COMPANY OF KANSAS INC	0.00%	\$0	\$0	\$0	-\$314	N/A
142	ASSURANCE COMPANY OF AMERICA	0.00%	\$0	-\$3	\$0	-\$75	2500.00%
143	BANKERS STANDARD FIRE & MARINE CO	0.00%	\$0	\$0	\$0	-\$1	N/A
144	BEAZLEY INSURANCE COMPANY INC	0.00%	\$0	\$0	\$0	-\$3,423	N/A
145	CALIFORNIA CASUALTY INSURANCE COMPANY	0.00%	\$0	\$0	\$0	\$178	N/A
146	CHARTER OAK FIRE INSURANCE CO THE	0.00%	\$0	\$0	\$0	\$64	N/A
147	CONTINENTAL CASUALTY COMPANY	0.00%	\$0	\$0	\$0	\$2,052	N/A
148	CONTINENTAL INSURANCE COMPANY THE	0.00%	\$0	\$0	\$1,854	\$1,854	N/A
149	ECONOMY FIRE & CASUALTY COMPANY	0.00%	\$0	\$0	\$0	-\$2,784	N/A
150	ECONOMY PREFERRED INSURANCE COMPANY	0.00%	\$0	\$0	\$0	-\$11,301	N/A
151	EMPLOYERS FIRE INSURANCE COMPANY	0.00%	\$0	\$0	\$0	\$1,356	N/A
152	FEDERATED MUTUAL INSURANCE COMPANY	0.00%	\$0	\$0	\$0	-\$1,282	N/A
153	FIDELITY & GUARANTY INSURANCE UNDERWRITERS	0.00%	\$0	\$0	\$0	-\$6	N/A
154	FIDELITY AND GUARANTY INSURANCE COMPANY	0.00%	\$0	\$0	\$0	-\$16,532	N/A
155	FIRST LIBERTY INSURANCE CORP THE	0.00%	\$0	\$0	\$0	-\$5	N/A
156	FIRST NATIONAL INSURANCE COMPANY OF AMERICA	0.00%	\$0	\$0	\$0	-\$904	N/A
157	GENERAL INSURANCE COMPANY OF AMERICA	0.00%	\$0	\$0	\$0	-\$5,867	N/A
158	HARTFORD INSURANCE COMPANY OF MIDWEST THE	0.00%	\$0	\$0	\$4,239	\$6,980	N/A
159	INDEMNITY INSURANCE CO OF NORTH AMERICA	0.00%	\$0	\$0	\$0	-\$113	N/A
160	INSURANCE COMPANY OF NORTH AMERICA	0.00%	\$0	\$0	\$0	-\$7	N/A
161	LM PROPERTY AND CASUALTY INSURANCE COMPANY	0.00%	\$0	\$0	-\$88,343	-\$88,344	N/A
162	MARYLAND CASUALTY COMPANY	0.00%	\$0	\$0	\$0	-\$51	N/A
163	NATIONAL GENERAL INSURANCE COMPANY	0.00%	\$0	\$0	-\$45	-\$45	N/A
164	NATIONAL UNION FIRE INS CO OF PITTSBURG PA	0.00%	\$0	\$0	\$896,411	\$896,411	N/A
165	NATIONWIDE MUTUAL FIRE INSURANCE COMPANY	0.00%	\$0	\$0	\$0	\$2,197	N/A
166	NATIONWIDE MUTUAL INSURANCE COMPANY	0.00%	\$0	\$0	\$44,677	-\$28,439	N/A
167	NORTH RIVER INSURANCE COMPANY THE	0.00%	\$0	\$0	\$0	-\$105	N/A
168	ONEBEACON AMERICA INSURANCE COMPANY	0.00%	\$0	\$0	\$0	\$72,227	N/A
169	ONEBEACON INSURANCE COMPANY	0.00%	\$0	\$0	\$0	\$62	N/A
170	PACIFIC EMPLOYERS INSURANCE COMPANY	0.00%	\$0	\$0	\$0	-\$562	N/A
171	PEERLESS INSURANCE COMPANY	0.00%	\$0	\$0	\$0	\$88,169	N/A
172	PENNSYLVANIA GENERAL INSURANCE COMPANY	0.00%	\$0	\$0	\$5,206	\$6,070	N/A
173	PHOENIX INSURANCE COMPANY THE	0.00%	\$0	\$0	\$5,855	\$2,705	N/A
174	SECURITY NATIONAL INSURANCE COMPANY	0.00%	\$0	\$0	-\$1,748	-\$4,013	N/A
175	ST PAUL GUARDIAN INSURANCE COMPANY	0.00%	\$0	\$0	\$0	-\$108,270	N/A
176	STATE AUTOMOBILE MUTUAL INSURANCE COMPANY	0.00%	\$0	\$0	\$21,860	\$21,860	N/A
177	TRAVELERS INDEMNITY COMPANY	0.00%	\$0	\$0	\$0	\$56	N/A
178	TRAVELERS INDEMNITY COMPANY OF CONNECTICUT	0.00%	\$0	\$0	\$0	\$100	N/A

**2009 PROPERTY/CASUALTY INSURANCE
TOTALS BY LINE OF BUSINESS - HOME OWNERS MULTI-PERIL**

OBS	COMPANY NAME	MARKET SHARE	DIRECT PREMIUMS WRITTEN	DIRECT PREMIUMS EARNED	DIRECT LOSSES PAID	DIRECT LOSSES INCURRED	LOSS RATIO
179	TRAVELERS PERSONAL INSURANCE COMPANY	0.00%	\$0	\$0	\$0	-\$4	N/A
180	TRAVELERS PROPERTY CASUALTY CO OF AMERICA	0.00%	\$0	\$0	\$0	\$100	N/A
181	TRINITY UNIVERSAL INSURANCE COMPANY	0.00%	\$0	\$0	\$0	-\$140	N/A
182	UNITED STATES FIDELITY & GUARANTY COMPANY	0.00%	\$0	\$0	\$0	-\$11,279	N/A
183	UNITED STATES FIRE INSURANCE COMPANY	0.00%	\$0	\$0	\$0	-\$128	N/A
184	UNITRIN AUTO AND HOME INSURANCE COMPANY	0.00%	\$0	\$0	\$0	-\$4	N/A
185	ZURICH AMERICAN INSURANCE COMPANY	0.00%	\$0	\$0	\$0	-\$228	N/A
186	LM INSURANCE CORPORATION	0.00%	-\$82	-\$82	\$0	-\$2	2.44%
187	TIG INSURANCE COMPANY	0.00%	\$0	\$0	\$0	-\$677	N/A
TOTAL		100.00%	\$1,281,526,956	\$1,224,837,688	\$787,655,524	\$756,306,723	61.75%

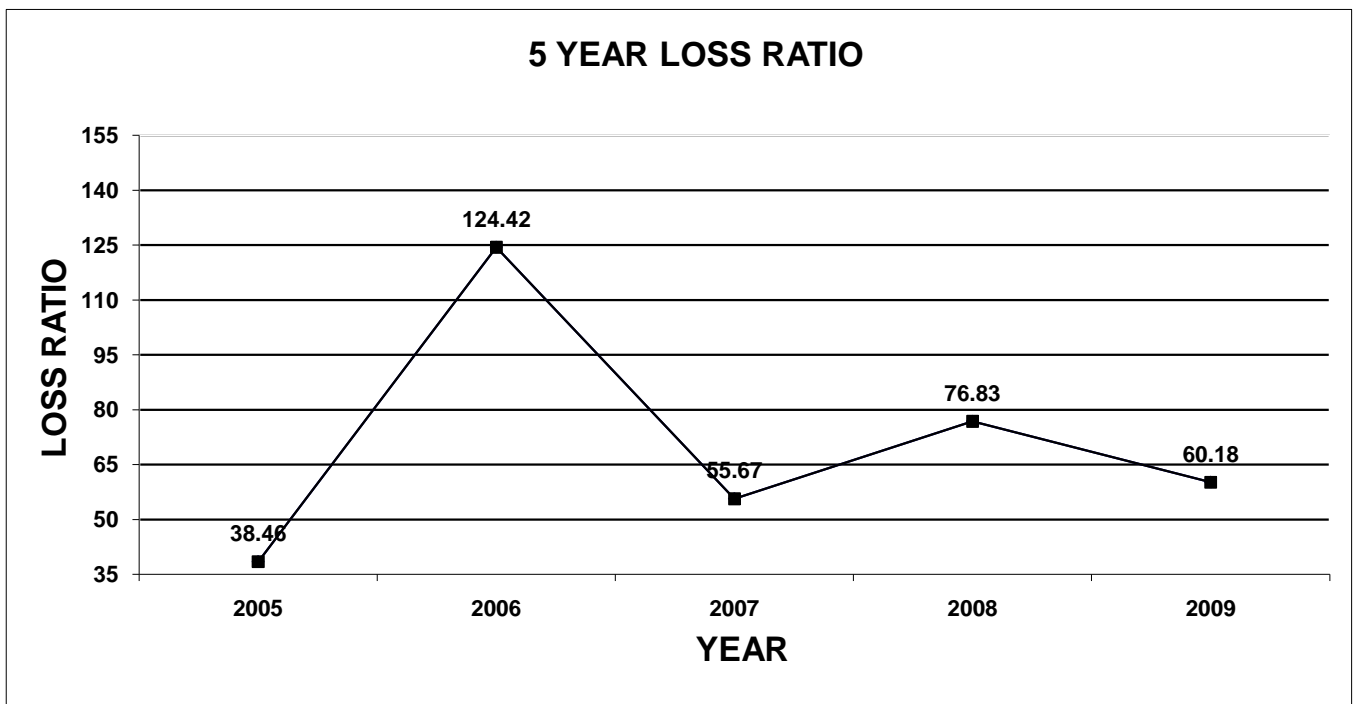
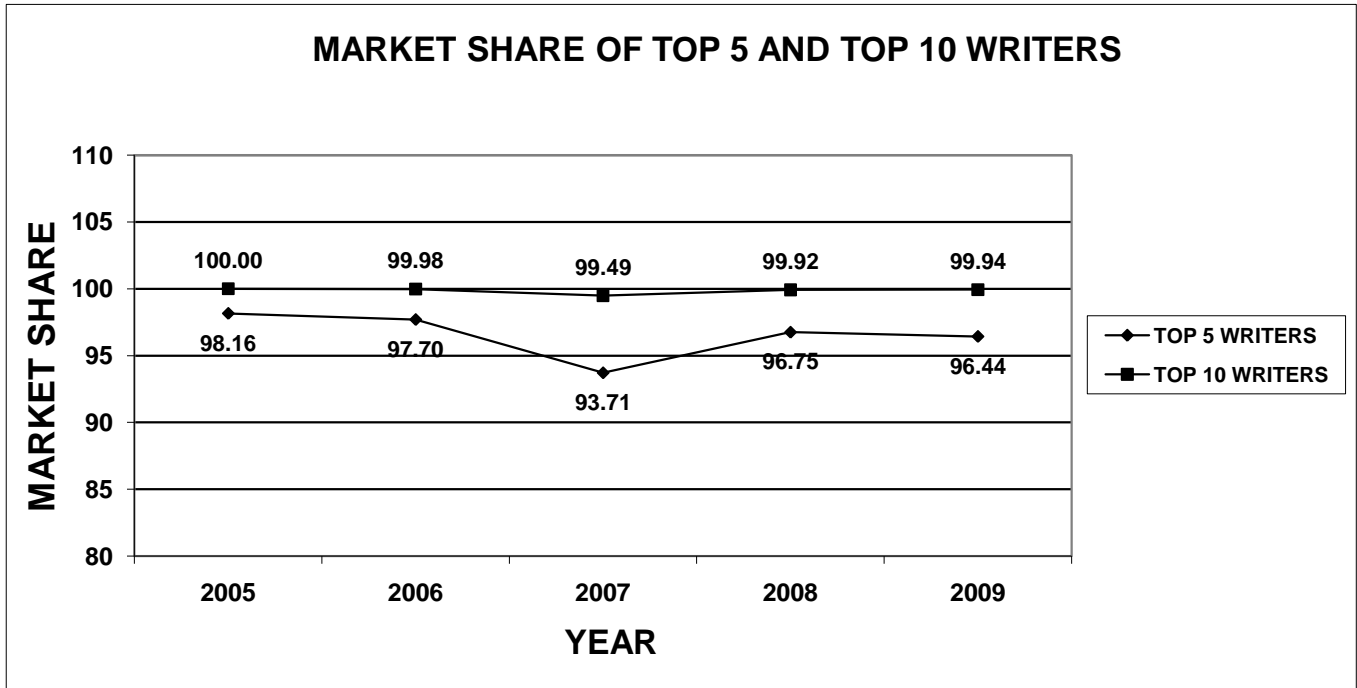
MISSOURI HOME OWNERS MULTI-PERIL INSURANCE



**2009 PROPERTY/CASUALTY INSURANCE
TOTALS BY LINE OF BUSINESS - DWELLING OWNERS MULTI-PERIL (ACV)**

OBS	COMPANY NAME	MARKET SHARE	DIRECT PREMIUMS WRITTEN	DIRECT PREMIUMS EARNED	DIRECT LOSSES PAID	DIRECT LOSSES INCURRED	LOSS RATIO
1	STATE FARM FIRE AND CASUALTY COMPANY	51.21%	\$30,537,441	\$29,294,619	\$17,716,024	\$15,494,488	52.89%
2	AMERICAN FAMILY MUTUAL INSURANCE COMPANY	30.31%	\$18,073,251	\$18,387,650	\$11,137,986	\$10,848,418	59.00%
3	FARM BUREAU TOWN & COUNTRY INS CO OF MO	11.48%	\$6,847,614	\$6,566,949	\$6,391,182	\$6,739,028	102.62%
4	UNITED SERVICES AUTOMOBILE ASSOCIATION	1.84%	\$1,094,936	\$1,043,088	\$447,844	\$441,567	42.33%
5	FARM BUREAU NEW HORIZONS INS CO OF MISSOURI	1.60%	\$954,475	\$616,165	\$373,148	\$517,348	83.96%
6	AMERICAN BANKERS INSURANCE CO OF FLORIDA	1.49%	\$885,786	\$1,230,678	\$588,806	\$498,122	40.48%
7	USAA CASUALTY INSURANCE COMPANY	1.16%	\$690,248	\$662,994	\$326,531	\$160,928	24.27%
8	USAA GENERAL INDEMNITY COMPANY	0.48%	\$284,264	\$226,982	\$81,570	\$89,995	39.65%
9	GARRISON PROPERTY AND CASUALTY INS CO	0.21%	\$126,696	\$108,516	\$83,727	\$179,882	165.77%
10	SECURA SUPREME INSURANCE COMPANY	0.17%	\$100,105	\$106,333	\$34,990	\$29,894	28.11%
11	SECURA INSURANCE A MUTUAL COMPANY	0.04%	\$22,341	\$27,161	\$2,150	\$2,969	10.93%
12	CINCINNATI INSURANCE COMPANY THE	0.03%	\$15,902	\$15,270	\$33,737	\$70,759	463.39%
13	GENERAL CASUALTY COMPANY OF WISCONSIN	0.00%	\$0	\$0	\$0	\$3,430	N/A
14	STATE FARM GENERAL INSURANCE COMPANY	0.00%	\$0	\$0	-\$303	-\$303	N/A
TOTAL		100.00%	\$59,633,059	\$58,286,405	\$37,217,392	\$35,076,525	60.18%

MISSOURI DWELLING OWNERS MULTI-PERIL INSURANCE



**2009 PROPERTY/CASUALTY INSURANCE
TOTALS BY LINE OF BUSINESS - COMMERCIAL MULTI-PERIL**

COMPANY NAME	MARKET SHARE	DIRECT PREMIUMS WRITTEN	DIRECT PREMIUMS EARNED	DIRECT LOSSES PAID	DIRECT LOSSES INCURRED	LOSS RATIO
AMERICAN FAMILY MUTUAL INSURANCE COMPANY	10.47%	\$62,833,834	\$63,241,019	\$39,157,072	\$35,074,699	55.46%
CINCINNATI INSURANCE COMPANY THE	5.41%	\$32,456,076	\$31,271,630	\$13,416,441	\$10,881,179	34.80%
STATE FARM FIRE AND CASUALTY COMPANY	5.22%	\$31,355,657	\$31,465,570	\$14,706,645	\$13,528,062	42.99%
PHILADELPHIA INDEMNITY INSURANCE COMPANY	4.65%	\$27,893,780	\$25,934,917	\$11,863,809	\$13,865,500	53.46%
HARTFORD CASUALTY INSURANCE CO	3.82%	\$22,961,553	\$22,450,868	\$16,308,135	\$21,348,571	95.09%
FEDERAL INSURANCE COMPANY	2.59%	\$15,558,331	\$15,195,541	\$9,416,940	\$8,376,394	55.12%
AMCO INSURANCE COMPANY	2.58%	\$15,477,708	\$16,658,128	\$9,761,018	\$11,663,234	70.02%
CONTINENTAL WESTERN INSURANCE COMPANY	2.41%	\$14,455,765	\$15,013,291	\$8,381,075	\$12,113,250	80.68%
CHURCH MUTUAL INSURANCE COMPANY	2.35%	\$14,078,632	\$13,583,273	\$13,202,109	\$13,212,259	97.27%
SAVERS PROPERTY & CASUALTY INSURANCE CO	2.09%	\$12,524,685	\$13,190,001	\$9,551,568	\$10,038,282	76.11%
TRAVELERS PROPERTY CASUALTY CO OF AMERICA	2.06%	\$12,394,149	\$13,745,326	\$6,355,584	\$3,730,017	27.14%
OWNERS INSURANCE COMPANY	1.89%	\$11,324,238	\$11,202,290	\$5,801,436	\$5,351,453	47.77%
COLUMBIA MUTUAL INSURANCE COMPANY	1.65%	\$9,927,758	\$9,769,188	\$5,864,061	\$6,150,519	62.96%
HARTFORD FIRE INSURANCE COMPANY	1.54%	\$9,217,543	\$10,113,568	\$8,240,642	\$7,590,509	75.05%
NETHERLANDS INSURANCE COMPANY THE	1.48%	\$8,906,367	\$9,159,012	\$6,017,364	\$6,374,273	69.60%
SHELTER MUTUAL INSURANCE COMPANY	1.45%	\$8,683,431	\$8,667,164	\$4,087,553	\$3,504,766	40.44%
MID CENTURY INSURANCE COMPANY	1.34%	\$8,064,972	\$7,305,727	\$2,480,329	\$2,538,086	34.74%
PHOENIX INSURANCE COMPANY THE	1.34%	\$8,042,061	\$7,001,971	\$2,571,428	\$4,546,353	64.93%
DEPOSITORS INSURANCE COMPANY	1.18%	\$7,113,465	\$7,608,164	\$3,495,018	\$4,486,515	58.97%
COLUMBIA NATIONAL INSURANCE COMPANY	1.14%	\$6,866,698	\$6,897,847	\$7,263,225	\$6,516,226	94.47%
ACE AMERICAN INSURANCE COMPANY	1.10%	\$6,592,882	\$6,533,620	\$10,177,562	\$11,412,356	174.67%
CAMERON MUTUAL INSURANCE COMPANY	1.10%	\$6,581,529	\$6,594,270	\$5,229,718	\$4,287,750	65.02%
TRAVELERS CASUALTY INSURANCE CO OF AMERICA	1.09%	\$6,527,956	\$5,073,358	\$1,122,338	\$2,808,649	55.36%
SECURA INSURANCE A MUTUAL COMPANY	1.05%	\$6,318,324	\$6,294,228	\$4,687,348	\$4,658,097	74.01%
GREAT NORTHERN INSURANCE COMPANY	1.05%	\$6,286,312	\$7,131,926	\$1,472,069	\$67,815	0.95%
AMERISURE INSURANCE COMPANY	0.99%	\$5,968,342	\$6,225,289	\$1,186,575	\$702,116	11.28%
ALLSTATE INDEMNITY COMPANY	0.99%	\$5,950,677	\$6,410,498	\$2,951,539	\$2,963,228	46.22%
PEERLESS INDEMNITY INSURANCE COMPANY	0.96%	\$5,790,957	\$4,531,682	\$5,724,611	\$8,022,789	177.04%
TRAVELERS INDEMNITY COMPANY OF AMERICA	0.95%	\$5,690,410	\$5,547,310	\$2,311,175	\$2,338,701	42.16%
FARM BUREAU TOWN & COUNTRY INS CO OF MO	0.89%	\$5,340,062	\$5,498,223	\$4,583,368	\$5,233,807	95.19%
ARGONAUT GREAT CENTRAL INSURANCE CO	0.89%	\$5,321,868	\$5,953,031	\$4,342,867	\$5,264,065	88.43%
AUTO OWNERS INSURANCE COMPANY	0.88%	\$5,272,876	\$5,518,868	\$3,151,108	\$3,149,788	57.07%
TRUCK INSURANCE EXCHANGE	0.86%	\$5,151,138	\$5,139,810	\$1,222,556	\$980,167	19.07%
BROTHERHOOD MUTUAL INSURANCE CO	0.83%	\$4,972,790	\$5,080,529	\$3,899,328	\$2,364,979	46.55%
HAWKEYE SECURITY INSURANCE COMPANY	0.78%	\$4,685,004	\$5,035,953	\$6,833,431	\$6,529,931	129.67%
FARMERS INSURANCE EXCHANGE	0.78%	\$4,652,571	\$4,430,659	\$1,894,443	\$1,791,724	40.44%
ACUITY A MUTUAL INSURANCE COMPANY	0.75%	\$4,475,423	\$4,199,198	\$2,381,546	\$3,568,021	84.97%
ZURICH AMERICAN INSURANCE COMPANY	0.74%	\$4,448,250	\$4,493,361	\$2,583,065	\$3,176,767	70.70%
TRAVELERS INDEMNITY COMPANY OF CONNECTICUT	0.68%	\$4,104,928	\$3,912,760	\$313,256	-\$365,606	-9.34%
UNITED FIRE AND CASUALTY COMPANY	0.66%	\$3,978,548	\$4,011,222	\$2,207,587	\$1,759,906	43.87%
FIREMANS FUND INSURANCE COMPANY	0.65%	\$3,916,653	\$4,287,359	\$1,681,582	\$1,394,445	32.52%
GRINNELL MUTUAL REINSURANCE COMPANY	0.65%	\$3,873,405	\$3,896,376	\$2,892,618	\$2,841,522	72.93%
NATIONAL FIRE INSURANCE COMPANY OF HARTFORD	0.64%	\$3,815,899	\$3,968,216	\$2,145,042	\$2,218,772	55.91%
GUIDEONE ELITE INSURANCE COMPANY	0.63%	\$3,771,306	\$3,563,620	\$2,328,719	\$2,008,124	56.35%
AMERICAN ECONOMY INSURANCE COMPANY	0.63%	\$3,754,142	\$4,335,156	\$3,407,787	\$421,414	9.72%
GENERAL CASUALTY COMPANY OF WISCONSIN	0.62%	\$3,723,996	\$3,801,046	\$2,592,477	\$1,768,071	46.52%
PEERLESS INSURANCE COMPANY	0.60%	\$3,609,482	\$3,759,934	\$1,984,027	\$3,559,983	94.68%
TRAVELERS INDEMNITY COMPANY	0.57%	\$3,450,975	\$3,187,291	\$670,908	-\$694,367	-21.79%
FIRE INSURANCE EXCHANGE	0.57%	\$3,411,623	\$3,323,254	\$1,844,408	\$1,882,974	56.66%
MIDWESTERN INDEMNITY COMPANY THE	0.57%	\$3,400,040	\$3,626,064	\$3,466,776	\$1,425,088	39.30%
STATE AUTO PROPERTY & CASUALTY INSURANCE CO	0.56%	\$3,351,640	\$3,289,372	\$1,195,544	\$2,006,926	61.01%
ALLSTATE INSURANCE COMPANY	0.54%	\$3,256,328	\$3,569,352	\$1,868,832	\$1,303,338	36.51%
FEDERATED MUTUAL INSURANCE COMPANY	0.49%	\$2,922,728	\$3,011,842	\$2,787,262	\$1,020,280	33.88%
MICHIGAN MILLERS MUTUAL INSURANCE COMPANY	0.48%	\$2,863,949	\$3,470,762	\$1,973,700	\$1,452,433	41.85%
AMERICAN ALTERNATIVE INSURANCE CORPORATION	0.46%	\$2,778,441	\$2,679,467	\$1,977,999	\$1,660,064	61.96%
EMPLOYERS FIRE INSURANCE COMPANY	0.43%	\$2,568,142	\$2,453,395	\$1,209,589	\$2,108,890	85.96%
NATIONAL SURETY CORPORATION	0.43%	\$2,557,591	\$2,606,533	\$3,626,611	\$2,814,038	107.96%
GUIDEONE SPECIALTY MUTUAL INSURANCE CO	0.42%	\$2,539,195	\$2,599,221	\$1,758,997	\$3,643,227	140.17%
PHARMACISTS MUTUAL INSURANCE COMPANY	0.42%	\$2,536,659	\$2,534,655	\$758,140	\$769,065	30.34%
REGENT INSURANCE COMPANY	0.42%	\$2,533,999	\$2,331,815	\$257,226	\$447,236	19.18%

**2009 PROPERTY/CASUALTY INSURANCE
TOTALS BY LINE OF BUSINESS - COMMERCIAL MULTI-PERIL**

COMPANY NAME	MARKET SHARE	DIRECT PREMIUMS WRITTEN	DIRECT PREMIUMS EARNED	DIRECT LOSSES PAID	DIRECT LOSSES INCURRED	LOSS RATIO
NATIONAL UNION FIRE INS CO OF PITTSBURG PA	0.41%	\$2,451,520	\$773,044	\$15,479	\$47,289	6.12%
AMERICAN STATES INSURANCE COMPANY	0.41%	\$2,432,436	\$2,643,151	\$4,593,606	\$705,805	26.70%
MARYLAND CASUALTY COMPANY	0.40%	\$2,413,727	\$2,982,161	\$1,748,574	\$738,261	24.76%
AMERISURE MUTUAL INSURANCE COMPANY	0.40%	\$2,413,326	\$2,553,429	\$1,686,655	\$732,754	28.70%
VALLEY FORGE INSURANCE COMPANY	0.40%	\$2,389,933	\$2,355,054	\$1,416,632	\$725,905	30.82%
ONEBEACON AMERICA INSURANCE COMPANY	0.37%	\$2,246,280	\$2,197,965	\$703,428	\$1,776,872	80.84%
EMPIRE FIRE AND MARINE INSURANCE CO	0.37%	\$2,210,796	\$7,580,897	\$0	-\$215,423	-2.84%
AMERICAN INSURANCE COMPANY THE	0.36%	\$2,163,955	\$1,723,852	\$2,053,165	\$1,496,736	86.83%
NATIONWIDE AGRIBUSINESS INSURANCE COMPANY	0.36%	\$2,161,411	\$2,183,789	\$1,295,756	\$769,826	35.25%
LIBERTY MUTUAL INSURANCE COMPANY	0.35%	\$2,105,962	\$2,129,793	\$190,681	\$100,119	4.70%
VIGILANT INSURANCE COMPANY	0.33%	\$2,008,788	\$2,052,648	\$543,596	\$435,420	21.21%
NATIONWIDE MUTUAL INSURANCE COMPANY	0.29%	\$1,721,938	\$1,823,583	\$2,429,914	\$1,636,688	89.75%
CONTINENTAL CASUALTY COMPANY	0.28%	\$1,683,593	\$1,692,812	\$1,602,651	\$1,215,804	71.82%
AMERICAN ZURICH INSURANCE COMPANY	0.25%	\$1,482,685	\$1,797,754	\$73,648	-\$95,830	-5.33%
GUIDEONE MUTUAL INSURANCE COMPANY	0.24%	\$1,460,070	\$1,342,887	\$179,141	\$640,893	47.73%
ADDISON INSURANCE COMPANY	0.23%	\$1,383,512	\$1,375,591	\$509,734	\$510,780	37.13%
FARMLAND MUTUAL INSURANCE COMPANY	0.22%	\$1,301,955	\$1,290,573	\$466,713	\$745,951	57.80%
OHIO CASUALTY INSURANCE COMPANY	0.21%	\$1,267,385	\$1,472,703	\$496,945	\$467,434	31.74%
BITUMINOUS CASUALTY CORPORATION	0.21%	\$1,258,374	\$1,366,008	\$308,357	\$332,136	24.31%
WEST AMERICAN INSURANCE COMPANY	0.21%	\$1,249,933	\$1,515,047	\$1,678,774	-\$39,332	-2.60%
AMERICAN CASUALTY CO OF READING PENNSYLVANIA	0.21%	\$1,245,610	\$1,064,564	\$757,466	\$88,224	8.29%
NEW HAMPSHIRE INSURANCE COMPANY	0.20%	\$1,213,041	\$1,127,394	\$282,203	\$12,607	1.12%
MASSACHUSETTS BAY INSURANCE COMPANY	0.20%	\$1,204,012	\$1,156,352	\$354,361	\$345,084	29.84%
TWIN CITY FIRE INSURANCE COMPANY	0.20%	\$1,201,899	\$1,298,820	\$360,622	-\$361,311	-27.82%
EMCASCO INSURANCE COMPANY	0.19%	\$1,154,227	\$779,866	\$708,082	\$886,058	113.62%
QBE INSURANCE CORPORATION	0.19%	\$1,122,494	\$572,484	\$438,619	\$422,128	73.74%
SOMPO JAPAN INSURANCE COMPANY OF AMERICA	0.18%	\$1,107,768	\$1,201,060	\$466,018	\$339,228	28.24%
ASSURANCE COMPANY OF AMERICA	0.18%	\$1,102,843	\$851,586	\$228,050	\$809,541	95.06%
INDIANA LUMBERMENS MUTUAL INSURANCE CO	0.18%	\$1,057,690	\$1,173,703	\$1,755,247	\$1,886,281	160.71%
GRANITE STATE INSURANCE COMPANY	0.17%	\$1,043,710	\$1,095,394	\$12,387	-\$161,037	-14.70%
AFFILIATED FM INSURANCE COMPANY	0.17%	\$1,016,448	\$1,009,506	\$595,867	\$175,712	17.41%
CAPITOL INDEMNITY CORPORATION	0.17%	\$999,929	\$1,109,253	\$802,963	\$538,980	48.59%
CUMIS INSURANCE SOCIETY INC	0.16%	\$969,741	\$966,121	\$237,346	\$343,190	35.52%
GREAT AMERICAN INS COMPANY OF NEW YORK	0.16%	\$946,875	\$1,166,923	\$751,737	\$468,111	40.11%
GREAT AMERICAN ASSURANCE COMPANY	0.16%	\$945,650	\$1,004,711	\$598,853	\$1,014,655	100.99%
CITIZENS INSURANCE COMPANY OF AMERICA	0.15%	\$926,913	\$749,009	\$93,887	\$232,262	31.01%
WESTPORT INSURANCE CORPORATION	0.15%	\$899,340	\$978,994	\$530,071	\$448,838	45.85%
COUNTRY MUTUAL INSURANCE COMPANY	0.15%	\$897,354	\$809,379	\$170,501	\$84,577	10.45%
FIRST NATIONAL INSURANCE COMPANY OF AMERICA	0.15%	\$876,566	\$1,051,206	\$197,932	-\$110,707	-10.53%
FARMERS ALLIANCE MUTUAL INSURANCE COMPANY	0.15%	\$875,278	\$860,497	\$1,195,606	\$1,066,490	123.94%
AMERICAN AUTOMOBILE INSURANCE COMPANY	0.15%	\$871,061	\$870,645	\$169,847	\$43,620	5.01%
SENTINEL INSURANCE COMPANY LTD	0.14%	\$867,564	\$396,770	\$82,794	\$143,567	36.18%
TRANSPORTATION INSURANCE COMPANY	0.13%	\$804,235	\$816,569	\$336,821	-\$1,167,434	-142.97%
CONTINENTAL INSURANCE COMPANY THE	0.13%	\$785,636	\$1,053,406	\$296,214	\$404,995	38.45%
AMERICAN FIRE & CASUALTY COMPANY	0.13%	\$767,157	\$944,663	\$565,990	\$209,966	22.23%
BITUMINOUS FIRE AND MARINE INS CO	0.12%	\$746,833	\$706,936	\$48,021	\$428,206	60.57%
EMPLOYERS MUTUAL CASUALTY COMPANY	0.12%	\$741,660	\$748,107	\$182,424	\$160,522	21.46%
EMPLOYERS INSURANCE COMPANY OF WAUSAU	0.12%	\$717,998	\$708,745	\$210,797	\$128,875	18.18%
CRUM & FORSTER INDEMNITY COMPANY	0.12%	\$709,011	\$592,870	\$29,423	\$249,982	42.16%
WAUSAU BUSINESS INSURANCE COMPANY	0.11%	\$686,351	\$802,050	\$805,205	\$787,406	98.17%
SELECTIVE INSURANCE CO OF THE SOUTHEAST	0.11%	\$680,404	\$309,769	\$304,449	\$372,378	120.21%
WAUSAU UNDERWRITERS INSURANCE COMPANY	0.11%	\$677,458	\$620,777	\$131,428	\$212,537	34.24%
BANCINSURE INC	0.11%	\$663,515	\$583,984	\$245,384	\$301,357	51.60%
AMERICAN GUARANTEE & LIABILITY INSURANCE CO	0.11%	\$658,425	\$566,745	\$142,898	\$541,463	95.54%
PROPERTY & CASUALTY INSURANCE CO OF HARTFORD	0.11%	\$651,824	\$656,961	\$116,522	\$158,634	24.15%
PRAETORIAN INSURANCE COMPANY	0.10%	\$629,122	\$805,563	\$194,069	\$561,511	69.70%
LIBERTY MUTUAL FIRE INSURANCE COMPANY	0.10%	\$625,770	\$602,084	\$411,864	\$45,206	7.51%
SELECTIVE INSURANCE CO OF SOUTH CAROLINA	0.10%	\$589,991	\$722,262	\$299,338	\$438,282	60.68%
GENERAL INSURANCE COMPANY OF AMERICA	0.10%	\$581,830	\$652,314	\$493,155	-\$22,983	-3.52%

**2009 PROPERTY/CASUALTY INSURANCE
TOTALS BY LINE OF BUSINESS - COMMERCIAL MULTI-PERIL**

COMPANY NAME	MARKET SHARE	DIRECT PREMIUMS WRITTEN	DIRECT PREMIUMS EARNED	DIRECT LOSSES PAID	DIRECT LOSSES INCURRED	LOSS RATIO
COMMONWEALTH INSURANCE COMPANY OF AMERICA	0.10%	\$578,691	\$710,854	\$653,638	\$660,187	92.87%
HARTFORD STEAM BOILER INSPECTION & INS ARCH INSURANCE COMPANY	0.10%	\$576,264	\$511,201	\$5,439,010	\$3,933,716	769.50%
HOUSING AUTHORITY PROPERTY INS A MUTUAL CO	0.10%	\$572,817	\$625,111	\$622,959	\$603,553	96.55%
FLORISTS MUTUAL INSURANCE COMPANY	0.09%	\$567,734	\$611,573	\$110,782	\$516,324	84.43%
LITITZ MUTUAL INSURANCE COMPANY	0.09%	\$553,968	\$560,783	\$993,686	\$900,653	160.61%
	0.09%	\$551,083	\$563,738	\$713,091	\$772,369	137.01%
NAVIGATORS INSURANCE COMPANY	0.09%	\$528,146	\$563,183	\$28,069	\$242,316	43.03%
FIDELITY AND DEPOSIT COMPANY MARYLAND	0.08%	\$509,560	\$548,157	\$706,252	\$418,681	76.38%
HARTFORD UNDERWRITERS INSURANCE COMPANY	0.08%	\$492,865	\$420,365	\$96,970	-\$347,718	-82.72%
MITSUI SUMITOMO INSURANCE COMPANY OF AMERICA	0.07%	\$440,355	\$443,601	\$83,689	-\$140,744	-31.73%
MARKEL INSURANCE COMPANY	0.07%	\$436,705	\$539,063	\$177,555	\$229,338	42.54%
STAR INSURANCE COMPANY	0.07%	\$435,275	\$414,422	\$736,095	\$1,001,583	241.68%
HANOVER INSURANCE COMPANY THE	0.07%	\$416,581	\$407,347	\$244,183	\$10,319	2.53%
MARKEL AMERICAN INSURANCE COMPANY	0.07%	\$399,813	\$399,897	\$106,633	\$105,184	26.30%
AMERICAN NATIONAL PROPERTY & CASUALTY CO	0.06%	\$387,087	\$386,181	\$99,487	\$274,056	70.97%
ZURICH AMERICAN INSURANCE COMPANY OF ILLINOIS	0.06%	\$364,265	\$292,064	\$1,240,698	\$1,274,455	436.36%
STONINGTON INSURANCE COMPANY	0.06%	\$350,889	\$381,695	\$78,944	-\$33,523	-8.78%
NATIONAL CASUALTY COMPANY	0.06%	\$335,165	\$341,088	\$26,603	\$80,174	23.51%
SAFECO INSURANCE COMPANY OF AMERICA	0.05%	\$312,607	\$362,534	\$110,651	\$934,975	257.90%
AMERICAN HOME ASSURANCE COMPANY	0.05%	\$299,796	\$299,796	\$0	\$14,868	4.96%
NOVA CASUALTY COMPANY	0.05%	\$298,167	\$108,221	\$3,215	\$43,192	39.91%
SPARTA INSURANCE COMPANY	0.05%	\$293,086	\$197,673	\$3,295	\$124,459	62.96%
HARLEYSVILLE INSURANCE COMPANY	0.05%	\$288,519	\$230,033	\$14,772	\$41,814	18.18%
TOKIO MARINE & NICHIDO FIRE INSURANCE CO LTD	0.05%	\$286,338	\$377,615	\$77,824	-\$39,409	-10.44%
LM INSURANCE CORPORATION	0.05%	\$283,585	\$243,866	\$10,413	\$147,384	60.44%
UNITED STATES FIRE INSURANCE COMPANY	0.05%	\$280,707	\$515,187	\$596,200	\$243,544	47.27%
ILLINOIS NATIONAL INSURANCE COMPANY	0.05%	\$274,791	\$313,411	\$1,248	-\$13,679	-4.36%
HARTFORD ACCIDENT & INDEMNITY CO	0.04%	\$264,075	\$222,532	\$136	\$179,926	80.85%
OAK RIVER INSURANCE COMPANY	0.04%	\$228,472	\$276,621	\$830,708	\$326,363	117.98%
GUIDEONE AMERICA INSURANCE COMPANY	0.04%	\$224,157	\$289,395	\$24,457	\$190,856	65.95%
NORTHLAND INSURANCE COMPANY	0.04%	\$217,291	\$185,565	\$50,099	\$77,630	41.83%
JEWELERS MUTUAL INSURANCE COMPANY	0.03%	\$209,235	\$198,894	\$139,733	\$139,266	70.02%
STARNET INSURANCE COMPANY	0.03%	\$198,378	\$225,834	\$61,959	\$95,583	42.32%
NATIONAL FIRE AND INDEMNITY EXCHANGE	0.03%	\$195,728	\$200,396	\$64,958	\$91,919	45.87%
RLI INSURANCE COMPANY	0.03%	\$190,936	\$224,428	\$518,479	\$507,422	226.10%
AMERICAN FARMERS & RANCHERS INSURANCE CO	0.03%	\$174,652	\$188,008	\$55,429	\$9,159	4.87%
HOLYOKE MUTUAL INSURANCE COMPANY IN SALEM	0.03%	\$169,110	\$80,955	\$50,000	\$147,000	181.58%
STATE AUTOMOBILE MUTUAL INSURANCE COMPANY	0.03%	\$164,218	\$178,819	\$73,570	\$114,764	64.18%
ST PAUL FIRE & MARINE INSURANCE COMPANY	0.03%	\$158,285	\$178,865	\$4,206	-\$32,636	-18.25%
NATIONAL TRUST INSURANCE COMPANY	0.03%	\$156,666	\$123,665	\$28,654	\$77,787	62.90%
SENECA INSURANCE COMPANY INC	0.03%	\$154,149	\$137,199	\$34,389	\$34,215	24.94%
MANUFACTURERS ALLIANCE INSURANCE COMPANY	0.02%	\$144,554	\$115,852	\$0	\$30,067	25.95%
FEDERATED SERVICE INSURANCE COMPANY	0.02%	\$135,361	\$148,990	\$177,868	\$223,621	150.09%
UNION INSURANCE COMPANY OF PROVIDENCE	0.02%	\$127,766	\$96,384	\$22,357	\$55,101	57.17%
LIBERTY INSURANCE CORPORATION	0.02%	\$120,712	\$203,783	\$139,168	-\$222,950	-109.41%
PLAZA INSURANCE COMPANY	0.02%	\$119,180	\$59,772	\$0	\$26,595	44.49%
WESTFIELD INSURANCE COMPANY	0.02%	\$106,980	\$100,101	\$0	\$74,956	74.88%
NORTHERN INSURANCE COMPANY OF NEW YORK	0.02%	\$100,476	\$160,254	\$159,756	\$73,439	45.83%
ST PAUL MERCURY INSURANCE COMPANY	0.02%	\$100,081	\$59,812	\$0	\$20,718	34.64%
SENTRY INSURANCE A MUTUAL COMPANY	0.02%	\$99,686	\$123,225	\$1,057,202	\$920,854	747.29%
ST PAUL PROTECTIVE INSURANCE COMPANY	0.02%	\$96,100	\$109,688	\$0	-\$273,425	-249.28%
ASSOCIATED INDEMNITY CORPORATION	0.02%	\$94,232	\$141,798	\$9,252	-\$21,897	-15.44%
DIAMOND STATE INSURANCE COMPANY	0.02%	\$93,007	\$94,172	\$0	\$44,141	46.87%
PACIFIC INDEMNITY COMPANY	0.01%	\$87,992	\$94,012	\$0	-\$5,217	-5.55%
GREAT AMERICAN ALLIANCE INSURANCE COMPANY	0.01%	\$82,192	\$89,563	\$60,311	\$26,707	29.82%
INDEMNITY INSURANCE CO OF NORTH AMERICA	0.01%	\$77,607	\$38,729	\$1,491	\$1,226	3.17%
GREAT AMERICAN INSURANCE COMPANY	0.01%	\$52,401	\$65,347	\$57,250	\$53,567	81.97%
PENNSYLVANIA MANUFACTURERS ASSOCIATION INS C	0.01%	\$49,811	\$50,179	\$3,113	\$33,557	66.87%
NORTH RIVER INSURANCE COMPANY THE	0.01%	\$49,639	\$49,523	\$0	-\$53,344	-107.72%

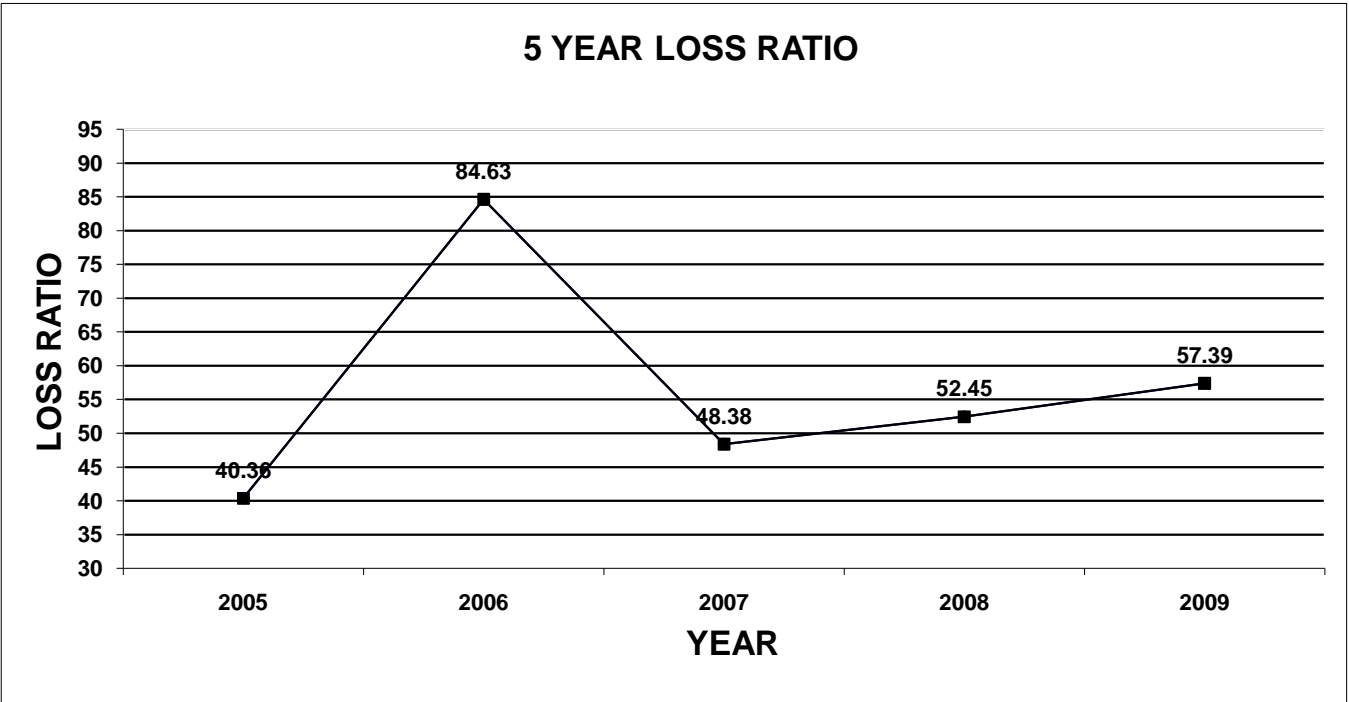
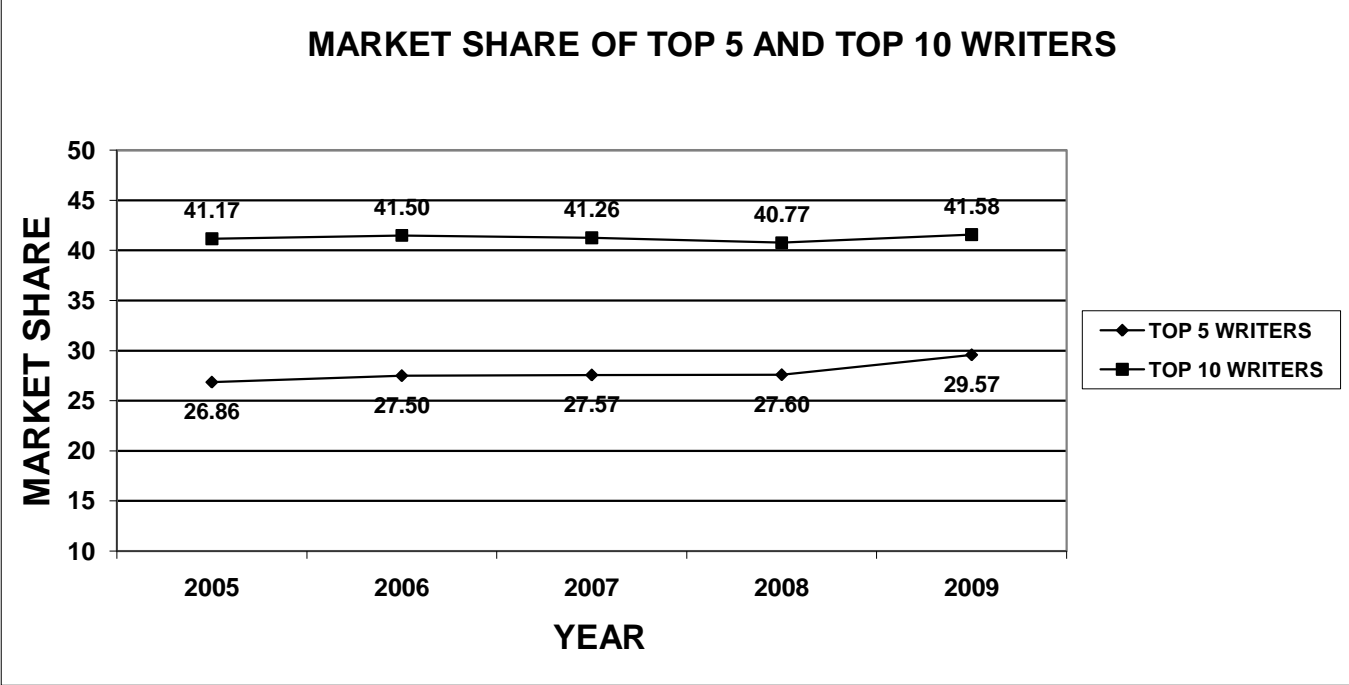
**2009 PROPERTY/CASUALTY INSURANCE
TOTALS BY LINE OF BUSINESS - COMMERCIAL MULTI-PERIL**

COMPANY NAME	MARKET SHARE	DIRECT PREMIUMS WRITTEN	DIRECT PREMIUMS EARNED	DIRECT LOSSES PAID	DIRECT LOSSES INCURRED	LOSS RATIO
ALLIED PROPERTY & CASUALTY INSURANCE CO	0.01%	\$48,169	\$5,954	\$0	\$550	9.24%
UTICA MUTUAL INSURANCE COMPANY	0.01%	\$46,459	\$38,375	\$0	-\$2,258	-5.88%
EVEREST NATIONAL INSURANCE COMPANY	0.01%	\$40,147	\$37,502	\$61,430	\$62,161	165.75%
TOWER NATIONAL INSURANCE COMPANY	0.01%	\$34,023	\$7,501	\$0	\$733	9.77%
MID-CONTINENT CASUALTY COMPANY	0.01%	\$32,206	\$32,839	\$3,348	\$15,010	45.71%
SCOTTSDALE INDEMNITY COMPANY	0.00%	\$29,084	\$26,826	\$0	-\$2,218	-8.27%
SELECTIVE INSURANCE COMPANY OF AMERICA	0.00%	\$25,639	\$5,771	\$132,059	\$178,380	3090.97%
GREAT DIVIDE INSURANCE COMPANY	0.00%	\$25,182	\$26,424	\$0	\$3,073	11.63%
OCCIDENTAL FIRE & CASUALTY CO OF NC	0.00%	\$23,934	\$39,935	\$0	\$2,135	5.35%
TRIANGLE INSURANCE COMPANY INC	0.00%	\$23,790	\$6,074	\$0	\$0	0.00%
MITSUI SUMITOMO INSURANCE USA INC	0.00%	\$23,423	\$25,830	-\$28,197	-\$35,236	-136.42%
FIRST LIBERTY INSURANCE CORP THE	0.00%	\$23,181	\$15,623	\$0	\$3,480	22.27%
ACCEPTANCE INDEMNITY INSURANCE CO	0.00%	\$23,064	\$23,064	\$0	-\$839	-3.64%
NATIONAL SPECIALTY INSURANCE COMPANY	0.00%	\$20,927	\$20,927	\$25,694	-\$244,806	-1169.81%
TRUMBULL INSURANCE COMPANY	0.00%	\$20,701	\$20,775	\$0	-\$23	-0.11%
MUTUALAID EXCHANGE	0.00%	\$19,994	\$21,865	\$0	\$843	3.86%
VANLINER INSURANCE COMPANY	0.00%	\$17,967	\$14,139	\$0	\$3,532	24.98%
TOWER INSURANCE COMPANY OF NEW YORK	0.00%	\$17,741	\$7,411	\$0	-\$3,477	-46.92%
NORTH AMERICAN ELITE INSURANCE COMPANY	0.00%	\$14,585	\$26,923	\$0	\$0	0.00%
PENN AMERICA INSURANCE COMPANY	0.00%	\$14,329	\$13,295	\$0	-\$7,792	-58.61%
ST PAUL GUARDIAN INSURANCE COMPANY	0.00%	\$13,151	\$17,844	\$203	-\$5,670	-31.78%
HARTFORD INSURANCE COMPANY OF MIDWEST THE	0.00%	\$12,365	\$12,325	\$0	\$68,509	555.85%
CASTLEPOINT NATIONAL INSURANCE COMPANY	0.00%	\$10,802	\$5,720	\$0	\$1,946	34.02%
HANOVER AMERICAN INSURANCE COMPANY THE	0.00%	\$8,405	\$6,682	\$0	\$562	8.41%
ARGONAUT MIDWEST INSURANCE COMPANY	0.00%	\$7,289	\$106,091	\$138,763	\$240,155	226.37%
DISCOVER PROPERTY AND CASUALTY INS COMPANY	0.00%	\$6,345	\$9,211	\$2,614	\$10,770	116.93%
ACE PROPERTY AND CASUALTY INSURANCE CO	0.00%	\$5,475	\$26,337	\$0	-\$151,124	-573.81%
CINCINNATI CASUALTY COMPANY THE	0.00%	\$5,362	\$5,336	\$0	\$0	0.00%
GENERAL CASUALTY INSURANCE COMPANY	0.00%	\$4,175	\$4,175	\$0	\$627	15.02%
AMERICAN HARDWARE MUTUAL INSURANCE CO	0.00%	\$3,317	\$3,277	\$0	\$137	4.18%
ATLANTIC SPECIALTY INSURANCE COMPANY	0.00%	\$2,148	\$1,766	\$1,063,950	\$570,175	32286.24%
HARLEYSVILLE MUTUAL INSURANCE CO	0.00%	\$1,428	\$3,159	\$55,083	\$55,123	1744.95%
FCCI INSURANCE COMPANY	0.00%	\$814	\$511	\$0	\$4	0.78%
DELOS INSURANCE COMPANY	0.00%	\$463	\$253	\$0	\$44	17.39%
ULLICO CASUALTY COMPANY	0.00%	\$369	\$333	\$1,126	\$1,234	370.57%
REPUBLIC WESTERN INSURANCE COMPANY	0.00%	\$303	\$139	\$0	-\$2,071	-1489.93%
SOUTHERN INSURANCE COMPANY	0.00%	\$203	\$5,079	\$0	-\$112	-2.21%
FIRST NONPROFIT INSURANCE COMPANY	0.00%	\$115	\$20	\$0	\$0	0.00%
ACE FIRE UNDERWRITERS INSURANCE COMPANY	0.00%	\$0	\$53,873	\$10,000	-\$40,198	-74.62%
AGCS MARINE INSURANCE COMPANY	0.00%	\$0	\$0	\$0	\$0	N/A
ALEA NORTH AMERICA INSURANCE COMPANY	0.00%	\$0	\$0	\$0	-\$7,909	N/A
ALLIANZ GLOBAL RISKS US INSURANCE COMPANY	0.00%	\$0	\$0	\$0	\$74,574	N/A
AMERICA FIRST INSURANCE COMPANY	0.00%	\$0	\$0	\$0	-\$63,786	N/A
AMERICAN EQUITY SPECIALTY INSURANCE COMPANY	0.00%	\$0	\$0	\$0	\$2,347	N/A
AMERICAN MANUFACTURERS MUTUAL INS COMPANY	0.00%	\$0	\$0	\$0	\$557	N/A
AMERICAN MOTORISTS INSURANCE COMPANY	0.00%	\$0	\$0	\$9,219	\$33,668	N/A
AMERICAN SAFETY CASUALTY INSURANCE COMPANY	0.00%	\$0	\$0	\$0	\$0	N/A
AMTRUST INSURANCE COMPANY OF KANSAS INC	0.00%	\$0	\$0	\$0	\$511	N/A
ARROWOOD INDEMNITY COMPANY	0.00%	\$0	\$0	-\$2,902	-\$69,720	N/A
AUTOMOBILE INS CO OF HARTFORD CT	0.00%	\$0	\$0	\$0	-\$997	N/A
AXA INSURANCE COMPANY	0.00%	\$0	\$0	\$0	-\$734	N/A
AXIS INSURANCE COMPANY	0.00%	\$0	\$0	\$0	-\$5,004	N/A
BANKERS STANDARD INSURANCE COMPANY	0.00%	\$0	\$0	\$0	-\$11,956	N/A
CHARTIS CASUALTY COMPANY	0.00%	\$0	\$0	\$0	-\$251	N/A
CHICAGO INSURANCE COMPANY	0.00%	\$0	\$0	\$0	\$4	N/A
CLARENDON NATIONAL INSURANCE COMPANY	0.00%	\$0	\$0	-\$4	-\$6,017	N/A
COMMERCE AND INDUSTRY INSURANCE CO	0.00%	\$0	\$0	\$0	-\$76	N/A
CONTRACTORS BONDING & INSURANCE COMPANY	0.00%	\$0	\$0	\$0	-\$3,200	N/A
ENCOMPASS INDEMNITY COMPANY	0.00%	\$0	\$1,383	\$0	-\$1,040	-75.20%

**2009 PROPERTY/CASUALTY INSURANCE
TOTALS BY LINE OF BUSINESS - COMMERCIAL MULTI-PERIL**

COMPANY NAME	MARKET SHARE	DIRECT PREMIUMS WRITTEN	DIRECT PREMIUMS EARNED	DIRECT LOSSES PAID	DIRECT LOSSES INCURRED	LOSS RATIO
ENCOMPASS INSURANCE COMPANY OF AMERICA	0.00%	\$0	\$404	\$0	-\$692	-171.29%
FAIRFIELD INSURANCE COMPANY	0.00%	\$0	\$0	\$0	-\$2,000	N/A
FARMINGTON CASUALTY COMPANY	0.00%	\$0	\$0	\$2,500	-\$29,546	N/A
FIDELITY & GUARANTY INSURANCE UNDERWRITERS	0.00%	\$0	\$0	\$49,437	-\$9,411	N/A
FIDELITY AND GUARANTY INSURANCE COMPANY	0.00%	\$0	\$0	\$0	\$265,275	N/A
FIRST FINANCIAL INSURANCE COMPANY	0.00%	\$0	\$0	-\$1,742	-\$1,742	N/A
FIRST SPECIALTY INSURANCE CORPORATION	0.00%	\$0	\$0	\$0	-\$2,113	N/A
GREENWICH INSURANCE COMPANY	0.00%	\$0	\$0	\$0	-\$14	N/A
GULF UNDERWRITERS INSURANCE COMPANY	0.00%	\$0	\$0	\$0	\$737	N/A
HUDSON INSURANCE COMPANY	0.00%	\$0	\$0	\$0	\$13,690	N/A
INSURANCE COMPANY OF NORTH AMERICA	0.00%	\$0	\$0	\$0	\$1,025	N/A
INSURANCE COMPANY OF THE WEST	0.00%	\$0	\$0	\$0	-\$2,416	N/A
LUMBERMENS MUTUAL CASUALTY COMPANY	0.00%	\$0	\$0	\$0	\$21,942	N/A
MFS MUTUAL INSURANCE COMPANY	0.00%	\$0	-\$28	\$0	\$0	0.00%
NATIONWIDE MUTUAL FIRE INSURANCE CO	0.00%	\$0	\$0	\$0	-\$229	N/A
NATIONWIDE PROPERTY & CASUALTY INSURANCE CO	0.00%	\$0	\$0	\$0	-\$2,395	N/A
NORTH POINTE INSURANCE COMPANY	0.00%	\$0	\$0	\$0	-\$10	N/A
NORTHERN ASSURANCE COMPANY OF AMERICA	0.00%	\$0	\$0	\$0	-\$3,669	N/A
NORTHFIELD INSURANCE COMPANY	0.00%	\$0	\$5,358	\$2,069	\$4,405	82.21%
ONEBEACON INSURANCE COMPANY	0.00%	\$0	\$0	\$0	-\$579,080	N/A
PACIFIC EMPLOYERS INSURANCE COMPANY	0.00%	\$0	\$0	\$0	-\$55,636	N/A
PENNSYLVANIA GENERAL INSURANCE COMPANY	0.00%	\$0	\$0	\$134,769	-\$66,938	N/A
PENNSYLVANIA MANUFACTURERS INDEMNITY CO	0.00%	\$0	\$315	\$0	\$31	9.84%
PROVIDENCE WASHINGTON INSURANCE COMPANY	0.00%	\$0	\$0	\$0	-\$471	N/A
QUANTA INDEMNITY COMPANY	0.00%	\$0	\$0	\$0	-\$44,185	N/A
SAFETY NATIONAL CASUALTY CORPORATION	0.00%	\$0	\$0	\$0	-\$62,129	N/A
SECURITY NATIONAL INSURANCE COMPANY	0.00%	\$0	\$0	\$0	\$295	N/A
STANDARD FIRE INSURANCE COMPANY	0.00%	\$0	\$0	\$14,000	\$10,352	N/A
T H E INSURANCE COMPANY	0.00%	\$0	\$0	\$28,500	\$57,088	N/A
TIG INDEMNITY COMPANY	0.00%	\$0	\$0	\$0	\$692,217	N/A
TIG INSURANCE COMPANY	0.00%	\$0	\$0	\$70,202	\$781,699	N/A
TITAN INDEMNITY COMPANY	0.00%	\$0	\$0	\$0	\$50,616	N/A
TOYOTA MOTOR INSURANCE COMPANY	0.00%	\$0	\$0	\$66,000	-\$204,538	N/A
TRAVELERS CASUALTY AND SURETY COMPANY	0.00%	\$0	\$0	\$28,000	\$57,425	N/A
TRAVELERS CASUALTY AND SURETY CO OF AMERICA	0.00%	\$0	\$0	\$0	-\$11,353	N/A
TRAVELERS CASUALTY COMPANY OF CONNECTICUT	0.00%	\$0	\$0	\$0	-\$3,677	N/A
TRAVELERS COMMERCIAL INSURANCE COMPANY	0.00%	\$0	\$0	\$0	-\$2,693	N/A
TRI STATE INSURANCE COMPANY OF MINNESOTA	0.00%	\$0	\$0	\$0	\$0	N/A
TRINITY UNIVERSAL INSURANCE COMPANY	0.00%	\$0	\$0	\$0	\$26,961	N/A
UNITED FIRE & INDEMNITY COMPANY	0.00%	\$0	\$0	\$0	-\$25,000	N/A
UNITED STATES FIDELITY & GUARANTY COMPANY	0.00%	\$0	\$0	\$1,012,737	\$786,051	N/A
WESTCHESTER FIRE INSURANCE COMPANY	0.00%	\$0	\$0	\$0	\$328	N/A
XL INSURANCE AMERICA INC	0.00%	\$0	\$0	\$0	\$3,641	N/A
UNITED NATIONAL SPECIALTY INSURANCE COMPANY	0.00%	-\$8	\$1	\$0	-\$137	-13700.00%
COLONIAL AMERICAN CASUALTY AND SURETY CO	0.00%	-\$251	\$50,755	\$72,312	\$66,698	131.41%
STATE NATIONAL INSURANCE COMPANY INC	0.00%	-\$941	\$1,178	\$99,000	\$42,336	3593.89%
REDLAND INSURANCE COMPANY	0.00%	-\$2,099	-\$1,326	-\$343	-\$85	6.41%
ARGONAUT INSURANCE COMPANY	0.00%	-\$2,615	\$1,445	\$0	-\$34	-2.35%
LIBERTY INSURANCE UNDERWRITERS INC.	-0.13%	-\$782,869	-\$33,440	\$515,698	-\$32,563	97.38%
FAIRMONT SPECIALTY INSURANCE COMPANY	0.00%	\$0	\$0	\$1,191,500	-\$493,171	N/A
TOTAL	100.00%	\$600,330,834	\$606,012,051	\$365,600,628	\$347,788,065	57.39%

MISSOURI COMMERCIAL MULTI-PERIL INSURANCE

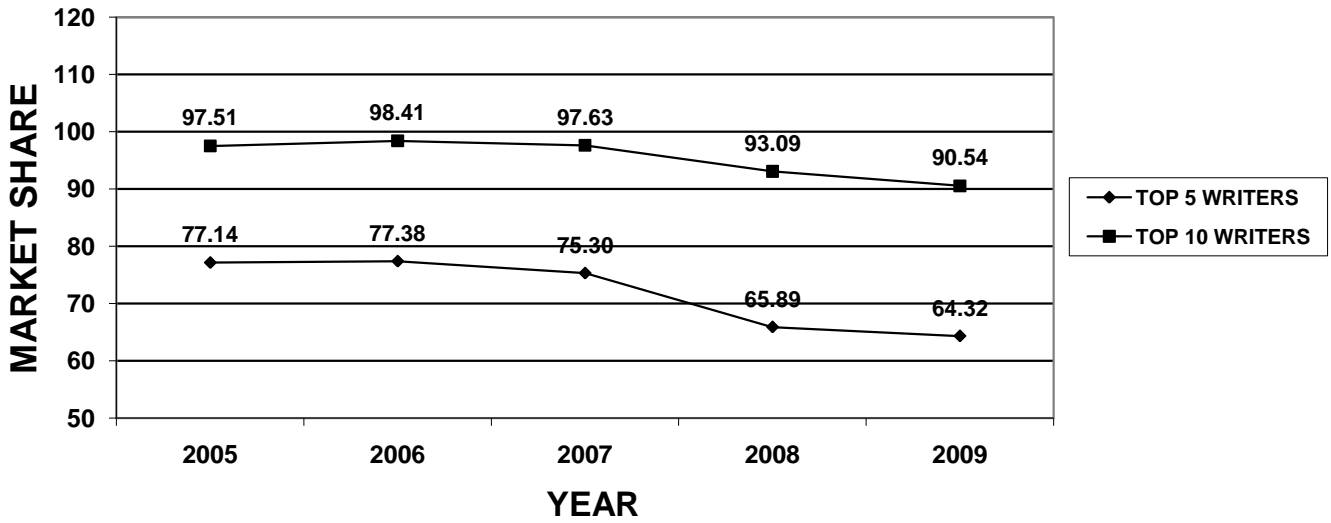


**2009 PROPERTY/CASUALTY INSURANCE
TOTALS BY LINE OF BUSINESS - MOBILE HOMES**

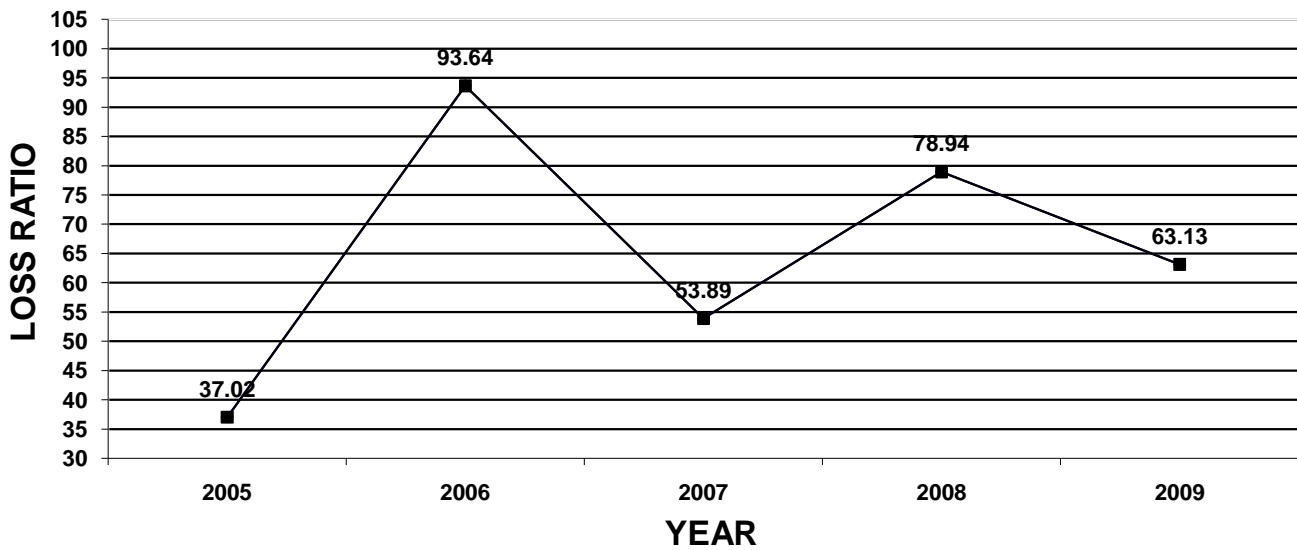
OBS	COMPANY NAME	MARKET SHARE	DIRECT PREMIUMS WRITTEN	DIRECT PREMIUMS EARNED	DIRECT LOSSES PAID	DIRECT LOSSES INCURRED	LOSS RATIO
1	CHARTER OAK FIRE INSURANCE CO THE	20.35%	\$8,653,909	\$7,774,071	\$12,657	\$1,050,092	13.51%
2	STATE FARM FIRE AND CASUALTY COMPANY	11.59%	\$4,929,464	\$4,883,766	\$3,434,546	\$3,071,401	62.89%
3	PROGRESSIVE CASUALTY INSURANCE COMPANY	11.45%	\$4,869,916	\$5,159,332	\$4,525,149	\$4,697,037	91.04%
4	FOREMOST SIGNATURE INSURANCE COMPANY	11.11%	\$4,725,885	\$4,682,134	\$4,038,557	\$4,014,327	85.74%
5	AMERICAN FAMILY MUTUAL INSURANCE COMPANY	9.81%	\$4,173,230	\$4,150,877	\$2,995,098	\$2,906,592	70.02%
6	AMERICAN FAMILY HOME INSURANCE COMPANY	8.01%	\$3,404,491	\$3,290,273	\$1,767,323	\$1,704,107	51.79%
7	SHELTER MUTUAL INSURANCE COMPANY	5.74%	\$2,442,126	\$2,383,631	\$1,694,044	\$1,470,409	61.69%
8	FOREMOST PROPERTY AND CASUALTY INSURANCE	4.54%	\$1,929,512	\$1,812,537	\$1,777,653	\$1,798,337	99.22%
9	FOREMOST INSURANCE COMPANY	4.05%	\$1,721,196	\$1,800,677	\$754,887	\$714,083	39.66%
10	AMERICAN MODERN HOME INSURANCE CO	3.89%	\$1,652,678	\$1,759,154	\$970,222	\$1,311,559	74.56%
11	FARM BUREAU TOWN & COUNTRY INS CO OF MO	3.52%	\$1,498,939	\$1,511,490	\$1,442,572	\$1,525,296	100.91%
12	AMERICAN MODERN SELECT INSURANCE COMPAN	2.54%	\$1,080,112	\$750,457	\$535,254	\$597,688	79.64%
13	PROGRESSIVE PREFERRED INSURANCE COMPANY	2.16%	\$920,681	\$731,505	\$559,695	\$746,521	102.05%
14	AUTO OWNERS INSURANCE COMPANY	0.49%	\$210,499	\$209,023	\$107,373	\$108,301	51.81%
15	FARM BUREAU NEW HORIZONS INSURANCE COMPA	0.41%	\$174,797	\$142,085	\$139,185	\$233,285	164.19%
16	SECURA SUPREME INSURANCE COMPANY	0.13%	\$55,182	\$58,616	\$34,990	\$29,894	51.00%
17	OWNERS INSURANCE COMPANY	0.08%	\$32,530	\$30,032	\$27,009	\$28,354	94.41%
18	FARMERS ALLIANCE MUTUAL INSURANCE COMPAN	0.04%	\$18,602	\$20,637	\$10,699	\$7,199	34.88%
19	SECURA INSURANCE A MUTUAL COMPANY	0.03%	\$12,361	\$15,027	\$2,121	\$2,928	19.48%
20	METROPOLITAN PROPERTY & CASUALTY INSURAN	0.03%	\$11,057	\$9,692	\$0	\$0	0.00%
21	ROCKFORD MUTUAL INSURANCE COMPANY	0.01%	\$5,977	\$6,022	\$0	\$0	0.00%
22	PHARMACISTS MUTUAL INSURANCE COMPANY	0.01%	\$2,877	\$2,925	\$0	\$0	0.00%
23	LIBERTY MUTUAL FIRE INSURANCE COMPANY	0.00%	\$0	\$0	-\$20,002	-\$20,002	N/A
24	TOTAL	100.00%	\$42,526,021	\$41,183,963	\$24,809,032	\$25,997,408	63.13%

MISSOURI MOBILE HOMES INSURANCE

MARKET SHARE OF TOP 5 AND TOP 10 WRITERS



5 YEAR LOSS RATIO

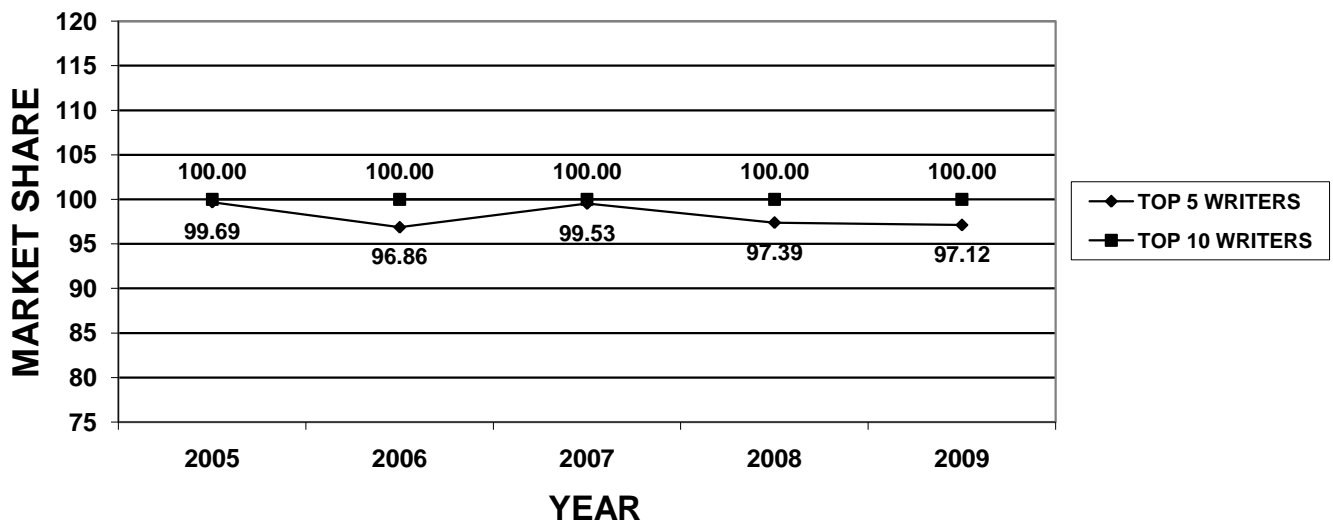


**2009 PROPERTY/CASUALTY INSURANCE
TOTALS BY LINE OF BUSINESS - GROWING CROPS**

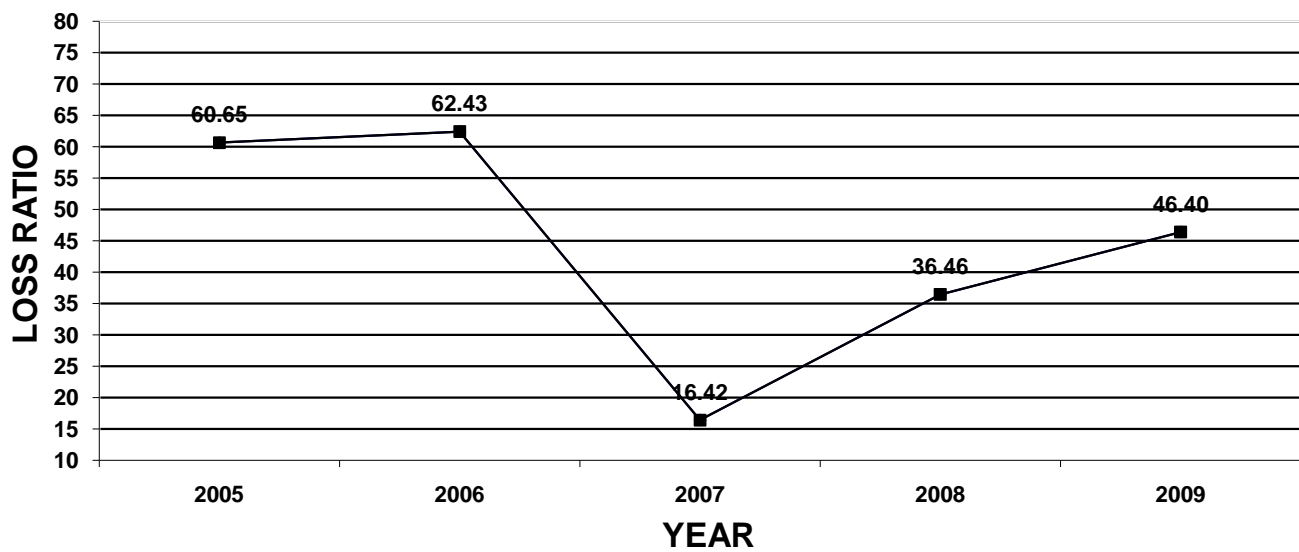
OBS	COMPANY NAME	MARKET SHARE	DIRECT PREMIUMS WRITTEN	DIRECT PREMIUMS EARNED	DIRECT LOSSES PAID	DIRECT LOSSES INCURRED	LOSS RATIO
1	FARMERS MUTUAL HAIL INSURANCE COMPANY OF	63.70%	\$5,151,766	\$5,151,766	\$1,783,030	\$1,783,030	34.61%
2	GREAT AMERICAN INSURANCE COMPANY	14.44%	\$1,168,179	\$1,168,179	\$492,183	\$584,183	50.01%
3	AGRI GENERAL INSURANCE COMPANY	10.41%	\$841,663	\$841,663	\$1,020,768	\$1,020,768	121.28%
4	AMERICAN AGRI-BUSINESS INSURANCE COMPANY	5.20%	\$420,697	\$420,697	\$108,482	\$174,612	41.51%
5	PRODUCERS AGRICULTURE INSURANCE COMPANY	3.37%	\$272,417	\$272,417	\$114,978	\$114,978	42.21%
6	AUSTIN MUTUAL INSURANCE COMPANY	2.26%	\$183,171	\$183,171	\$47,476	\$47,476	25.92%
7	STATE FARM FIRE AND CASUALTY COMPANY	0.55%	\$44,602	\$44,602	\$27,311	\$27,311	61.23%
8	GREENWICH INSURANCE COMPANY	0.06%	\$5,023	\$5,023	\$0	\$0	0.00%
	TOTAL	100.00%	\$8,087,518	\$8,087,518	\$3,594,228	\$3,752,358	46.40%

MISSOURI GROWING CROPS INSURANCE

MARKET SHARE OF TOP 5 AND TOP 10 WRITERS



5 YEAR LOSS RATIO



**2009 PROPERTY/CASUALTY INSURANCE
TOTALS BY LINE OF BUSINESS - OCEAN MARINE**

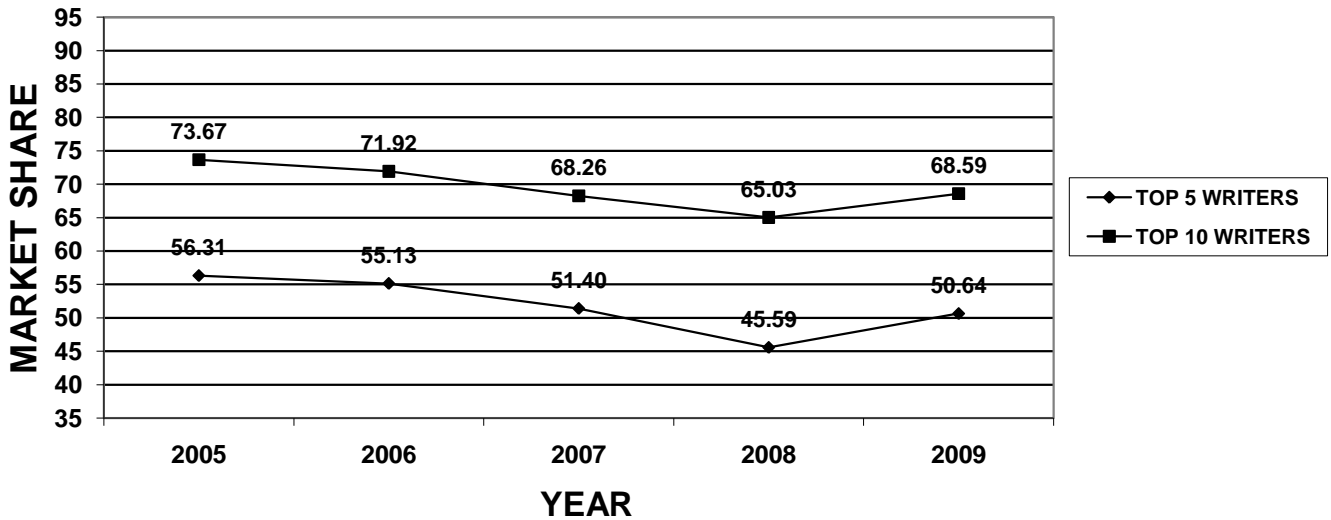
OBS	COMPANY NAME	MARKET SHARE	DIRECT PREMIUMS WRITTEN	DIRECT PREMIUMS EARNED	DIRECT LOSSES PAID	DIRECT LOSSES INCURRED	LOSS RATIO
1	NATIONAL UNION FIRE INSURANCE COMPANY OF PI	17.85%	\$5,920,923	\$5,764,108	\$1,444,787	\$1,813,188	31.46%
2	CONTINENTAL INSURANCE COMPANY THE	14.08%	\$4,670,707	\$3,929,555	\$1,032,654	\$1,046,396	26.63%
3	GREAT AMERICAN INSURANCE COMPANY OF NEW Y	7.53%	\$2,496,048	\$2,625,143	\$1,060,916	\$424,312	16.16%
4	NORTHERN ASSURANCE COMPANY OF AMERICA	6.97%	\$2,312,868	\$2,509,986	\$1,107,902	-\$746,174	-29.73%
5	MARKEL AMERICAN INSURANCE COMPANY	4.21%	\$1,395,159	\$1,385,659	\$397,294	\$90,103	6.50%
6	ST PAUL FIRE & MARINE INSURANCE COMPANY	4.00%	\$1,325,537	\$1,445,734	\$255,103	-\$231,748	-16.03%
7	FIREMANS FUND INSURANCE COMPANY	3.88%	\$1,288,136	\$1,287,517	\$377,848	\$150,090	11.66%
8	FEDERAL INSURANCE COMPANY	3.74%	\$1,239,107	\$1,183,115	\$55,999	\$131,285	11.10%
9	CHARTIS PROPERTY CASUALTY COMPANY	3.45%	\$1,142,820	\$807,985	\$12,800	\$49,634	6.14%
10	FOREMOST INSURANCE COMPANY	2.88%	\$956,583	\$983,800	\$339,194	\$356,454	36.23%
11	AFFILIATED FM INSURANCE COMPANY	2.72%	\$901,869	\$980,132	\$422,067	\$834,825	85.17%
12	INDEMNITY INSURANCE COMPANY OF NORTH AMEF	2.36%	\$783,146	\$707,812	\$471,835	\$587,037	82.94%
13	ZURICH AMERICAN INSURANCE COMPANY	1.87%	\$619,506	\$626,646	\$493,302	\$323,369	51.60%
14	STARR INDEMNITY & LIABILITY COMPANY	1.80%	\$595,670	\$158,275	\$0	\$20,166	12.74%
15	NEW HAMPSHIRE INSURANCE COMPANY	1.77%	\$586,093	\$516,788	\$64,732	-\$35,450	-6.86%
16	NATIONAL LIABILITY & FIRE INSURANCE COMPANY	1.67%	\$553,381	\$937,896	\$133,880	\$364,799	38.90%
17	CONTINENTAL CASUALTY COMPANY	1.63%	\$541,354	\$547,346	\$229,841	\$195,441	35.71%
18	NEW YORK MARINE & GENERAL INSURANCE COMP	1.57%	\$521,407	\$481,637	\$75,593	\$6,588	1.37%
19	HARTFORD FIRE INSURANCE COMPANY	1.55%	\$514,037	\$599,148	\$210,192	\$60,903	10.16%
20	RLI INSURANCE COMPANY	1.22%	\$406,040	\$886,791	\$1,160,344	\$1,847,624	208.35%
21	STANDARD FIRE INSURANCE COMPANY	1.15%	\$382,399	\$334,493	\$91,561	\$79,252	23.69%
22	ACE AMERICAN INSURANCE COMPANY	1.01%	\$334,424	\$316,181	\$153,818	\$123,468	39.05%
23	AXIS REINSURANCE COMPANY	1.00%	\$332,342	\$329,673	\$228,406	\$54,347	16.49%
24	OLD UNITED CASUALTY COMPANY	0.95%	\$315,870	\$342,446	\$87,711	\$56,646	16.54%
25	NAVIGATORS INSURANCE COMPANY	0.89%	\$296,181	\$335,131	\$897	-\$116,997	-34.91%
26	TRAVELERS HOME AND MARINE INSURANCE COMP	0.89%	\$295,536	\$260,005	\$243,136	\$371,543	142.90%
27	XL SPECIALTY INSURANCE COMPANY	0.61%	\$203,109	\$183,420	\$3,728	-\$368,903	-201.12%
28	AMERICAN HOME ASSURANCE COMPANY	0.61%	\$202,794	\$202,794	\$2,028,746	\$2,010,051	991.18%
29	STARNET INSURANCE COMPANY	0.60%	\$200,000	\$134,260	\$0	\$59,815	44.55%
30	LIBERTY MUTUAL INSURANCE COMPANY	0.53%	\$175,500	\$131,658	\$1,149	\$66,778	50.72%
31	MID CENTURY INSURANCE COMPANY	0.51%	\$169,876	\$202,113	\$0	-\$33,214	-16.43%
32	AMERICAN MODERN HOME INSURANCE CO	0.51%	\$168,961	\$147,603	\$82,743	\$83,786	56.76%
33	LIBERTY MUTUAL FIRE INSURANCE COMPANY	0.51%	\$167,950	\$160,209	\$29,524	\$76,730	47.89%
34	UNITED SERVICES AUTOMOBILE ASSOCIATION	0.39%	\$128,533	\$133,476	\$37,011	\$44,129	33.06%
35	PROPERTY & CASUALTY INSURANCE COMPANY OF	0.39%	\$128,369	\$121,526	\$12,225	\$12,117	9.97%
36	HANOVER INSURANCE COMPANY THE	0.35%	\$117,489	\$459,529	\$1,293,275	\$1,467,183	319.28%
37	NORTHERN INSURANCE COMPANY OF NEW YORK	0.34%	\$111,694	\$229,058	\$331,137	\$324,753	141.78%
38	AXIS INSURANCE COMPANY	0.30%	\$98,503	\$96,616	\$0	\$8,974	9.29%
39	PROCENTURY INSURANCE COMPANY	0.28%	\$93,363	\$72,133	\$0	-\$6,115	-8.48%
40	CATLIN INSURANCE COMPANY INC	0.23%	\$76,657	\$36,514	\$0	\$14,336	39.26%
41	VIGILANT INSURANCE COMPANY	0.22%	\$71,913	\$75,423	\$10,430	\$8,884	11.78%
42	AMERICAN RELIABLE INSURANCE COMPANY	0.20%	\$67,760	\$45,055	\$3,588	\$4,759	10.56%
43	STATE NATIONAL INSURANCE COMPANY INC	0.17%	\$57,199	\$44,861	\$0	\$0	0.00%
44	21ST CENTURY CENTENNIAL INSURANCE COMPAN	0.17%	\$55,523	\$354,040	\$89,548	-\$148,543	-41.96%
45	INSURANCE COMPANY OF NORTH AMERICA	0.13%	\$43,151	\$46,167	\$506,514	\$230,188	498.60%
46	AMERICAN BANKERS INSURANCE COMPANY OF FL	0.13%	\$43,051	\$40,830	\$193	\$19,131	46.86%
47	USAA CASUALTY INSURANCE COMPANY	0.13%	\$42,340	\$45,912	-\$5,210	-\$4,946	-10.77%
48	VALIANT INSURANCE COMPANY	0.07%	\$24,755	\$36,800	\$0	\$568	1.54%
49	HARTFORD UNDERWRITERS INSURANCE COMPANY	0.06%	\$20,561	\$22,409	\$23,006	\$22,853	101.98%
50	STATE AUTO PROPERTY & CASUALTY INSURANCE	0.06%	\$20,236	\$23,066	\$5,495	\$5,950	25.80%
51	ONEBEACON AMERICA INSURANCE COMPANY	0.05%	\$16,894	\$4,488	\$43,396	\$104,689	2332.64%
52	MAX AMERICA INSURANCE COMPANY	0.05%	\$16,370	\$8,185	\$0	\$2,050	25.05%
53	AUTOMOBILE INS CO OF HARTFORD CT	0.04%	\$13,556	\$14,699	\$2,604	-\$1,591	-10.82%
54	AMICA MUTUAL INSURANCE COMPANY	0.04%	\$11,928	\$11,569	\$0	\$0	0.00%
55	KEMPER INDEPENDENCE INSURANCE COMPANY	0.03%	\$11,533	\$12,289	\$0	-\$182	-1.48%
56	SENTINEL INSURANCE COMPANY LTD	0.03%	\$9,806	\$10,105	\$0	\$0	0.00%
57	NATIONAL CASUALTY COMPANY	0.03%	\$9,600	\$7,050	\$0	\$972	13.79%
58	ACE FIRE UNDERWRITERS INSURANCE COMPANY	0.02%	\$7,988	\$7,324	\$0	-\$161	-2.20%
59	UNITRIN PREFERRED INSURANCE COMPANY	0.02%	\$6,794	\$5,090	\$0	\$25	0.49%
60	TRAVELERS INDEMNITY COMPANY OF AMERICA	0.02%	\$5,231	\$4,383	\$0	-\$143	-3.26%

**2009 PROPERTY/CASUALTY INSURANCE
TOTALS BY LINE OF BUSINESS - OCEAN MARINE**

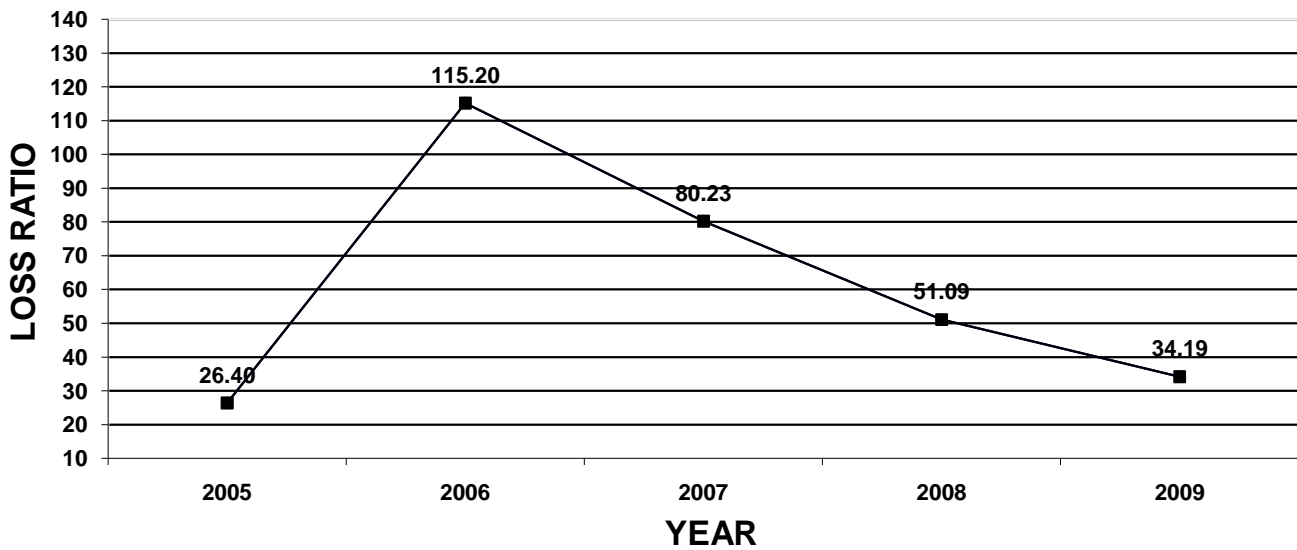
OBS	COMPANY NAME	MARKET SHARE	DIRECT PREMIUMS WRITTEN	DIRECT PREMIUMS EARNED	DIRECT LOSSES PAID	DIRECT LOSSES INCURRED	LOSS RATIO
61	HARTFORD CASUALTY INSURANCE CO	0.00%	\$1,383	\$1,383	\$0	\$0	0.00%
62	ELECTRIC INSURANCE COMPANY	0.00%	\$1,367	\$1,367	\$0	\$0	0.00%
63	TWIN CITY FIRE INSURANCE COMPANY	0.00%	\$734	\$1,052	\$950	\$950	90.30%
64	AMERICAN SECURITY INSURANCE COMPANY	0.00%	\$539	\$558	\$0	\$18	3.23%
65	NATIONAL INTERSTATE INSURANCE COMPANY	0.00%	\$518	\$791	\$0	-\$81	-10.24%
66	HARTFORD ACCIDENT & INDEMNITY CO	0.00%	\$488	\$483	\$0	\$0	0.00%
67	ALLIANZ GLOBAL RISKS US INSURANCE COMPANY	0.00%	\$435	\$20	\$0	\$0	0.00%
68	GARRISON PROPERTY AND CASUALTY INSURANCE	0.00%	\$337	\$503	\$0	\$16	3.18%
69	TRAVELERS PROPERTY CASUALTY COMPANY OF A	0.00%	\$240	\$517	\$0	-\$3,369	-651.64%
70	TRAVELERS PROPERTY CASUALTY INSURANCE CO	0.00%	\$100	\$15	\$0	\$0	0.00%
71	ACE PROPERTY AND CASUALTY INSURANCE COMP	0.00%	\$0	\$0	\$0	-\$416	N/A
72	AGCS MARINE INSURANCE COMPANY	0.00%	\$0	\$0	\$0	\$0	N/A
73	AMERICAN FAMILY HOME INSURANCE COMPANY	0.00%	\$0	\$0	\$0	-\$13	N/A
74	AMERICAN INSURANCE COMPANY THE	0.00%	\$0	\$0	\$0	\$21	N/A
75	AMERICAN MANUFACTURERS MUTUAL INSURANCE	0.00%	\$0	\$0	\$0	-\$2	N/A
76	AMERICAN MOTORISTS INSURANCE COMPANY	0.00%	\$0	\$0	\$0	-\$210	N/A
77	ARCH INSURANCE COMPANY	0.00%	\$0	\$0	\$0	-\$3	N/A
78	ARROWOOD INDEMNITY COMPANY	0.00%	\$0	\$0	\$0	-\$34	N/A
79	BANKERS STANDARD INSURANCE COMPANY	0.00%	\$0	\$0	\$0	-\$46	N/A
80	ECONOMY FIRE & CASUALTY COMPANY	0.00%	\$0	\$0	\$0	-\$49	N/A
81	ECONOMY PREFERRED INSURANCE COMPANY	0.00%	\$0	\$0	\$0	-\$35	N/A
82	ECONOMY PREMIER ASSURANCE COMPANY	0.00%	\$0	\$0	\$0	-\$3	N/A
83	EMPLOYERS INSURANCE COMPANY OF WAUSAU	0.00%	\$0	\$0	\$0	\$652	N/A
84	FACTORY MUTUAL INSURANCE COMPANY	0.00%	\$0	\$0	\$0	\$2	N/A
85	FIDELITY & GUARANTY INSURANCE UNDERWRITER:	0.00%	\$0	\$0	\$0	-\$1	N/A
86	FIDELITY AND GUARANTY INSURANCE COMPANY	0.00%	\$0	\$0	\$0	-\$37	N/A
87	HARBOR POINT REINSURANCE US INC	0.00%	\$0	\$0	\$0	\$0	N/A
88	LIBERTY INSURANCE UNDERWRITERS INC.	0.00%	\$0	\$0	\$10,322	\$0	N/A
89	LUMBERMENS MUTUAL CASUALTY COMPANY	0.00%	\$0	\$0	\$0	-\$247	N/A
90	MARKEL INSURANCE COMPANY	0.00%	\$0	\$36,443	\$0	\$13,187	36.19%
91	MITSUI SUMITOMO INSURANCE COMPANY OF AMER	0.00%	\$0	\$0	\$0	-\$62	N/A
92	MITSUI SUMITOMO INSURANCE USA INC	0.00%	\$0	\$0	\$0	-\$51	N/A
93	PACIFIC EMPLOYERS INSURANCE COMPANY	0.00%	\$0	\$0	\$0	-\$2	N/A
94	SENTRY SELECT INSURANCE COMPANY	0.00%	\$0	\$0	\$0	\$5	N/A
95	ST PAUL GUARDIAN INSURANCE COMPANY	0.00%	\$0	\$0	\$0	-\$5	N/A
96	ST PAUL MERCURY INSURANCE COMPANY	0.00%	\$0	\$0	\$0	-\$72	N/A
97	TIG INSURANCE COMPANY	0.00%	\$0	\$0	\$0	-\$951	N/A
98	TOKIO MARINE & NICHIDO FIRE INSURANCE CO LTD	0.00%	\$0	\$7,814	\$0	-\$1,965	-25.15%
99	TRAVELERS INDEMNITY COMPANY	0.00%	\$0	\$0	\$0	\$553	N/A
100	TRINITY UNIVERSAL INSURANCE COMPANY	0.00%	\$0	\$0	\$0	-\$13	N/A
101	UNITED STATES FIDELITY & GUARANTY COMPANY	0.00%	\$0	\$0	\$0	-\$919	N/A
102	UNITED STATES FIRE INSURANCE COMPANY	0.00%	\$0	\$0	\$0	-\$1,663	N/A
103	VIRGINIA SURETY COMPANY INC	0.00%	\$0	\$0	\$0	\$14	N/A
104	WESTPORT INSURANCE CORPORATION	0.00%	\$0	\$0	\$0	-\$88,257	N/A
105	ONEBEACON INSURANCE COMPANY	-0.50%	-\$165,194	\$81,431	\$11,501	-\$310,891	-381.78%
TOTAL		100.00%	\$33,167,077	\$33,546,033	\$14,673,687	\$11,468,045	34.19%

MISSOURI OCEAN MARINE INSURANCE

MARKET SHARE OF TOP 5 AND TOP 10 WRITERS



5 YEAR LOSS RATIO



**2009 PROPERTY/CASUALTY INSURANCE
TOTALS BY LINE OF BUSINESS - INLAND MARINE (Including Auto Cargo)**

OBS	COMPANY NAME	MARKET SHARE	DIRECT PREMIUMS WRITTEN	DIRECT PREMIUMS EARNED	DIRECT LOSSES PAID	DIRECT LOSSES INCURRED	LOSS RATIO
1	CONTINENTAL CASUALTY COMPANY	14.94%	\$31,601,270	\$32,034,094	\$19,740,362	\$21,386,707	66.76%
2	STATE FARM FIRE AND CASUALTY COMPANY	9.16%	\$19,364,056	\$19,403,363	\$7,036,492	\$7,314,309	37.70%
3	FACTORY MUTUAL INSURANCE COMPANY	8.25%	\$17,444,221	\$19,098,467	\$3,228,759	-\$1,465,807	-7.67%
4	TRAVELERS PROPERTY CASUALTY COMPANY OF AMERIC.	5.29%	\$11,181,138	\$12,145,720	\$4,605,280	\$892,660	7.35%
5	LIBERTY MUTUAL INSURANCE COMPANY	5.22%	\$11,029,417	\$11,035,824	\$6,847,151	\$7,037,070	63.77%
6	HARTFORD FIRE INSURANCE COMPANY	3.05%	\$6,449,507	\$6,859,259	\$2,401,210	\$2,596,658	37.86%
7	OLD REPUBLIC INSURANCE COMPANY	2.68%	\$5,660,310	\$5,660,360	\$3,357,398	\$3,530,726	62.38%
8	AMERICAN BANKERS INSURANCE COMPANY OF FLORIDA	2.03%	\$4,286,145	\$6,285,153	\$3,722,606	\$3,349,341	53.29%
9	AFFILIATED FM INSURANCE COMPANY	1.77%	\$3,732,572	\$3,514,422	\$2,028,344	\$3,462,223	98.51%
10	ASSURANCE COMPANY OF AMERICA	1.58%	\$3,350,848	\$4,008,693	\$3,117,311	\$3,152,148	78.63%
11	AMERICAN MODERN HOME INSURANCE CO	1.36%	\$2,879,321	\$2,922,152	\$866,883	\$952,317	32.59%
12	PROGRESSIVE NORTHWESTERN INSURANCE COMPANY	1.35%	\$2,845,542	\$2,910,519	\$1,226,548	\$1,249,769	42.94%
13	JEFFERSON INSURANCE COMPANY	1.29%	\$2,729,431	\$2,620,979	\$755,325	\$825,959	31.51%
14	FIREMANS FUND INSURANCE COMPANY	1.24%	\$2,619,723	\$2,494,922	\$258,247	\$685,262	27.47%
15	SENTRY SELECT INSURANCE COMPANY	1.19%	\$2,505,887	\$2,259,613	\$1,052,753	\$972,048	43.02%
16	PHOENIX INSURANCE COMPANY THE	1.09%	\$2,295,596	\$1,953,211	\$790,200	\$908,635	46.52%
17	STATE NATIONAL INSURANCE COMPANY INC	1.02%	\$2,159,757	\$1,913,108	\$498,868	\$542,246	28.34%
18	UNITED FIRE AND CASUALTY COMPANY	1.01%	\$2,134,349	\$2,150,266	\$936,390	\$929,266	43.22%
19	SHELTER MUTUAL INSURANCE COMPANY	0.98%	\$2,064,945	\$2,072,733	\$846,029	\$875,878	42.26%
20	SAFECO INSURANCE COMPANY OF AMERICA	0.92%	\$1,943,227	\$1,974,640	\$843,916	\$865,242	43.82%
21	GREAT WEST CASUALTY COMPANY	0.91%	\$1,919,816	\$2,002,132	\$1,452,339	\$1,527,800	76.31%
22	NATIONWIDE MUTUAL INSURANCE COMPANY	0.90%	\$1,912,824	\$2,161,489	\$770,792	\$795,913	36.82%
23	AMERICAN SECURITY INSURANCE COMPANY	0.78%	\$1,647,556	\$1,647,556	\$960	\$35,664	2.16%
24	OWNERS INSURANCE COMPANY	0.77%	\$1,622,526	\$1,581,478	\$707,034	\$528,024	33.39%
25	GREAT NORTHERN INSURANCE COMPANY	0.77%	\$1,622,324	\$1,739,237	\$633,116	\$595,880	34.26%
26	CINCINNATI INSURANCE COMPANY THE	0.76%	\$1,598,074	\$1,649,392	\$2,397,440	\$66,073	4.01%
27	FEDERAL INSURANCE COMPANY	0.73%	\$1,537,400	\$1,580,108	\$418,756	\$361,278	22.86%
28	JEWELERS MUTUAL INSURANCE COMPANY	0.72%	\$1,518,952	\$1,466,013	\$593,420	\$637,555	43.49%
29	AMERICAN AUTOMOBILE INSURANCE COMPANY	0.69%	\$1,465,139	\$1,549,253	\$693,251	\$668,651	43.16%
30	NORTHLAND INSURANCE COMPANY	0.62%	\$1,313,272	\$1,217,962	\$644,192	\$903,179	74.15%
31	EMPLOYERS MUTUAL CASUALTY COMPANY	0.61%	\$1,289,469	\$1,176,507	\$1,089,351	\$1,287,740	109.45%
32	NEW HAMPSHIRE INSURANCE COMPANY	0.60%	\$1,262,235	\$1,294,015	\$26,268	\$149,963	11.59%
33	ACE AMERICAN INSURANCE COMPANY	0.56%	\$1,188,641	\$911,716	\$97,857	\$95,942	10.52%
34	ACE FIRE UNDERWRITERS INSURANCE COMPANY	0.56%	\$1,179,691	\$1,097,953	\$4,326,278	-\$4,624,392	-421.18%
35	STONEBRIDGE CASUALTY INSURANCE COMPANY	0.55%	\$1,161,467	\$1,139,145	\$720,515	\$734,281	64.46%
36	TRAVELERS INDEMNITY COMPANY OF AMERICA	0.52%	\$1,098,833	\$1,028,362	\$243,362	\$246,281	23.95%
37	TRAVELERS INDEMNITY COMPANY	0.51%	\$1,076,424	\$1,051,842	\$60,233	\$330,161	31.39%
38	AMEX ASSURANCE COMPANY	0.48%	\$1,018,819	\$1,024,828	\$333,669	\$388,940	37.95%
39	GREAT AMERICAN ASSURANCE COMPANY	0.47%	\$1,003,494	\$1,192,177	\$512,677	\$535,944	44.96%
40	BITUMINOUS CASUALTY CORPORATION	0.42%	\$891,853	\$955,773	\$149,958	\$41,597	4.35%
41	AMCO INSURANCE COMPANY	0.41%	\$868,517	\$896,115	\$386,656	\$397,634	44.37%
42	UNITED SERVICES AUTOMOBILE ASSOCIATION	0.41%	\$857,795	\$836,376	\$309,441	\$302,074	36.12%
43	FARM BUREAU TOWN & COUNTRY INS CO OF MO	0.40%	\$852,792	\$861,890	\$318,425	\$288,301	33.45%
44	ALLSTATE PROPERTY & CASUALTY INSURANCE COMPAN	0.40%	\$839,956	\$831,183	\$416,698	\$448,246	53.93%
45	HANOVER INSURANCE COMPANY THE	0.39%	\$832,620	\$920,633	\$261,109	\$232,035	25.20%
46	AUTO OWNERS INSURANCE COMPANY	0.39%	\$829,648	\$868,485	\$262,525	\$252,035	29.02%
47	AMERICAN NATIONAL PROPERTY & CASUALTY COMPANY	0.39%	\$821,103	\$785,425	\$847,056	\$1,001,596	127.52%
48	GRINNELL MUTUAL REINSURANCE COMPANY	0.38%	\$808,967	\$820,549	\$345,698	\$360,873	43.98%
49	CENTRAL STATES INDEMNITY COMPANY OF OMAHA	0.37%	\$777,928	\$817,364	\$641,103	\$615,254	75.27%
50	ACUITY A MUTUAL INSURANCE COMPANY	0.34%	\$729,473	\$751,797	\$192,372	\$214,137	28.48%
51	INDEMNITY INSURANCE COMPANY OF NORTH AMERICA	0.34%	\$714,398	\$689,166	\$602,916	\$388,111	56.32%
52	STAR INSURANCE COMPANY	0.33%	\$698,453	\$693,631	\$336,873	\$290,204	41.84%
53	WESTCHESTER FIRE INSURANCE COMPANY	0.32%	\$679,597	\$314,674	\$182,374	\$253,953	80.70%
54	RLI INSURANCE COMPANY	0.31%	\$662,680	\$641,675	\$694,598	\$738,639	115.11%
55	PEERLESS INSURANCE COMPANY	0.31%	\$659,033	\$505,693	\$149,011	\$188,773	37.33%
56	PROGRESSIVE MAX INSURANCE COMPANY	0.31%	\$657,912	\$616,253	\$379,855	\$438,528	71.16%
57	STATE AUTO PROPERTY & CASUALTY INSURANCE COMP	0.31%	\$651,199	\$681,085	\$349,998	\$1,102,457	161.87%
58	FEDERATED MUTUAL INSURANCE COMPANY	0.29%	\$610,760	\$704,941	\$289,428	\$217,094	30.80%
59	NATIONAL SURETY CORPORATION	0.29%	\$609,372	\$441,965	\$217,206	\$283,015	64.04%
60	AMERICAN STATES INSURANCE COMPANY	0.29%	\$608,436	\$679,736	\$201,336	\$193,494	28.47%

**2009 PROPERTY/CASUALTY INSURANCE
TOTALS BY LINE OF BUSINESS - INLAND MARINE (Including Auto Cargo)**

OBS	COMPANY NAME	MARKET SHARE	DIRECT PREMIUMS WRITTEN	DIRECT PREMIUMS EARNED	DIRECT LOSSES PAID	DIRECT LOSSES INCURRED	LOSS RATIO
61	ALLSTATE INSURANCE COMPANY	0.28%	\$595,966	\$651,877	\$221,956	\$212,120	32.54%
62	21ST CENTURY NORTH AMERICA INSURANCE COMPANY	0.28%	\$594,822	\$811,109	\$145,599	\$142,019	17.51%
63	GREAT AMERICAN SPIRIT INSURANCE COMPANY	0.27%	\$580,446	\$579,299	\$60,394	\$109,728	18.94%
64	GREAT AMERICAN INSURANCE COMPANY OF NEW YORK	0.27%	\$577,566	\$623,468	\$466,298	\$579,647	92.97%
65	LIBERTY MUTUAL FIRE INSURANCE COMPANY	0.27%	\$567,091	\$580,041	\$159,969	\$226,078	38.98%
66	AXA ART INSURANCE CORPORATION	0.26%	\$555,117	\$562,253	\$38,089	\$70,299	12.50%
67	NATIONAL UNION FIRE INSURANCE COMPANY OF PITTSBU	0.26%	\$555,023	\$2,854,394	\$1,097,854	\$139,449	4.89%
68	FOREMOST INSURANCE COMPANY	0.25%	\$537,655	\$548,302	\$134,716	\$193,509	35.29%
69	CHUBB NATIONAL INSURANCE COMPANY	0.25%	\$532,810	\$469,691	\$118,787	\$124,666	26.54%
70	MID CENTURY INSURANCE COMPANY	0.25%	\$532,526	\$605,555	\$383,509	\$381,803	63.05%
71	FIRST MARINE INSURANCE COMPANY	0.24%	\$513,099	\$585,315	\$320,543	\$183,806	31.40%
72	PHILADELPHIA INDEMNITY INSURANCE COMPANY	0.24%	\$498,487	\$489,270	\$4,884	-\$29,494	-6.03%
73	ADDISON INSURANCE COMPANY	0.23%	\$495,190	\$484,233	\$173,300	\$133,390	27.55%
74	SECURIAN CASUALTY COMPANY	0.21%	\$441,880	\$310,102	\$192,456	\$214,935	69.31%
75	VIGILANT INSURANCE COMPANY	0.20%	\$427,221	\$454,805	\$269,311	\$263,939	58.03%
76	ST PAUL FIRE & MARINE INSURANCE COMPANY	0.20%	\$422,749	\$464,234	\$472,264	\$500,080	107.72%
77	REGENT INSURANCE COMPANY	0.20%	\$418,496	\$392,317	\$29,683	\$53,944	13.75%
78	NATIONWIDE AFFINITY INSURANCE COMPANY OF AMERIC	0.20%	\$418,419	\$334,993	\$82,529	\$168,117	50.19%
79	CUMIS INSURANCE SOCIETY INC	0.20%	\$416,132	\$409,005	\$205,343	\$225,020	55.02%
80	TRAVELERS HOME AND MARINE INSURANCE COMPANY TH	0.19%	\$405,797	\$338,586	\$165,771	\$174,976	51.68%
81	CAMERON MUTUAL INSURANCE COMPANY	0.19%	\$395,501	\$391,127	\$174,887	\$174,055	44.50%
82	INDIANA LUMBERMENS MUTUAL INSURANCE COMPANY	0.19%	\$393,771	\$353,837	\$47,722	\$53,043	14.99%
83	REPUBLIC WESTERN INSURANCE COMPANY	0.18%	\$388,714	\$388,771	\$101,010	\$75,562	19.44%
84	SELECTIVE INSURANCE COMPANY OF SOUTH CAROLINA	0.18%	\$382,163	\$314,171	\$151,394	\$151,394	48.19%
85	AMERICAN FAMILY MUTUAL INSURANCE COMPANY	0.18%	\$381,237	\$410,679	\$306,437	\$303,286	73.85%
86	EMPIRE FIRE AND MARINE INSURANCE CO	0.18%	\$375,864	\$427,591	\$87,849	-\$255,183	-59.68%
87	CHARTIS PROPERTY CASUALTY COMPANY	0.18%	\$370,300	\$114,235	\$0	\$39,402	34.49%
88	ONEBEACON AMERICA INSURANCE COMPANY	0.17%	\$367,805	\$400,387	\$228,073	\$112,163	28.01%
89	FARMERS INSURANCE EXCHANGE	0.17%	\$354,998	\$275,226	\$17,939	\$21,595	7.85%
90	USAA CASUALTY INSURANCE COMPANY	0.17%	\$352,395	\$332,677	\$133,082	\$136,340	40.98%
91	PRAETORIAN INSURANCE COMPANY	0.17%	\$350,818	\$435,676	-\$171,335	-\$259,949	-59.67%
92	ARCH INSURANCE COMPANY	0.16%	\$340,784	\$346,694	\$334,748	\$319,399	92.13%
93	CONTINENTAL INSURANCE COMPANY THE	0.16%	\$339,226	\$260,607	\$9,922	\$27,493	10.55%
94	PACIFIC INDEMNITY COMPANY	0.16%	\$334,777	\$360,026	\$109,747	\$100,638	27.95%
95	XL INSURANCE AMERICA INC	0.16%	\$332,661	\$586,687	\$0	\$2,389	0.41%
96	UNITED STATES FIRE INSURANCE COMPANY	0.15%	\$323,824	\$323,824	\$185,337	\$175,475	54.19%
97	MARKEL INSURANCE COMPANY	0.15%	\$315,882	\$308,843	\$271,279	\$296,114	95.88%
98	DIAMOND STATE INSURANCE COMPANY	0.15%	\$313,194	\$304,892	\$202,753	\$143,729	47.14%
99	STANDARD FIRE INSURANCE COMPANY	0.15%	\$310,165	\$343,709	\$117,648	\$72,594	21.12%
100	GENERAL CASUALTY COMPANY OF WISCONSIN	0.14%	\$305,762	\$347,668	\$110,566	\$18,788	5.40%
101	AMERICAN RELIABLE INSURANCE COMPANY	0.14%	\$303,851	\$319,670	-\$43,113	-\$11,223	-3.51%
102	ZURICH AMERICAN INSURANCE COMPANY	0.14%	\$292,557	\$3,571,201	\$24,466,762	-\$4,648,958	-130.18%
103	ALLIED PROPERTY & CASUALTY INSURANCE COMPANY	0.14%	\$292,089	\$306,023	\$90,941	\$107,781	35.22%
104	BITUMINOUS FIRE AND MARINE INS CO	0.13%	\$284,746	\$248,816	\$81,853	\$11,553	4.64%
105	SENECA INSURANCE COMPANY INC	0.13%	\$280,850	\$301,157	\$1,938	-\$7,316	-2.43%
106	FIRE INSURANCE EXCHANGE	0.13%	\$270,478	\$306,890	\$634	-\$83	-0.03%
107	XL SPECIALTY INSURANCE COMPANY	0.13%	\$266,901	\$278,605	\$82,803	\$68,390	24.55%
108	CANAL INSURANCE COMPANY	0.12%	\$262,457	\$334,701	\$211,465	\$192,815	57.61%
109	FEDERATED SERVICE INSURANCE COMPANY	0.12%	\$259,303	\$264,533	\$65,288	\$52,897	20.00%
110	ALLSTATE INDEMNITY COMPANY	0.12%	\$256,533	\$283,590	\$95,334	\$117,309	41.37%
111	OCCIDENTAL FIRE & CASUALTY COMPANY OF NORTH CAR	0.12%	\$251,471	\$272,340	\$107,907	\$158,011	58.02%
112	ARGONAUT INSURANCE COMPANY	0.11%	\$226,970	\$229,865	\$148,336	\$140,474	61.11%
113	RSUI INDEMNITY COMPANY	0.11%	\$225,336	\$425,629	\$33,363	-\$10,345	-2.43%
114	ARTISAN AND TRUCKERS CASUALTY COMPANY	0.11%	\$223,908	\$207,062	\$80,489	\$88,253	42.62%
115	UNIVERSAL UNDERWRITERS OF TEXAS INSURANCE COMP	0.11%	\$222,062	\$218,730	\$102,325	\$110,612	50.57%
116	AMERICAN INSURANCE COMPANY THE	0.10%	\$217,020	\$222,881	\$2,656,136	\$2,656,134	1191.73%
117	OHIO CASUALTY INSURANCE COMPANY	0.10%	\$211,686	\$284,584	\$69,568	\$17,602	6.19%
118	STARNET INSURANCE COMPANY	0.10%	\$211,519	\$184,247	\$35,291	\$70,830	38.44%
119	HAWKEYE SECURITY INSURANCE COMPANY	0.10%	\$208,245	\$177,101	\$57,587	\$63,758	36.00%

**2009 PROPERTY/CASUALTY INSURANCE
TOTALS BY LINE OF BUSINESS - INLAND MARINE (Including Auto Cargo)**

OBS	COMPANY NAME	MARKET SHARE	DIRECT PREMIUMS WRITTEN	DIRECT PREMIUMS EARNED	DIRECT LOSSES PAID	DIRECT LOSSES INCURRED	LOSS RATIO
120	AMERICAN ALTERNATIVE INSURANCE CORPORATION	0.10%	\$207,386	\$178,093	\$119,119	\$147,680	82.92%
121	BANKERS STANDARD INSURANCE COMPANY	0.09%	\$191,744	\$120,139	\$5,328	\$14,010	11.66%
122	PENNSYLVANIA MANUFACTURERS ASSOCIATION INSURAN	0.09%	\$187,434	\$188,577	\$22,111	\$96,053	50.94%
123	FARMERS ALLIANCE MUTUAL INSURANCE COMPANY	0.09%	\$183,806	\$180,614	\$64,984	\$342,783	189.79%
124	ELECTRIC INSURANCE COMPANY	0.08%	\$179,356	\$140,710	\$30,021	\$30,021	21.34%
125	CONTINENTAL WESTERN INSURANCE COMPANY	0.08%	\$171,755	\$233,134	\$249,153	\$71,185	30.53%
126	COMPUTER INSURANCE COMPANY	0.08%	\$165,570	\$165,570	\$0	-\$389	-0.23%
127	ECONOMY PREMIER ASSURANCE COMPANY	0.08%	\$164,170	\$178,567	\$66,097	\$56,971	31.90%
128	METROPOLITAN PROPERTY & CASUALTY INSURANCE COI	0.08%	\$161,283	\$162,537	\$61,565	\$39,883	24.54%
129	PENNSYLVANIA LUMBERMENS MUTUAL INSURANCE COMF	0.08%	\$159,839	\$188,957	\$66,192	\$64,461	34.11%
130	NATIONAL INTERSTATE INSURANCE COMPANY	0.07%	\$156,375	\$183,288	\$188,518	\$126,273	68.89%
131	ALLIANZ GLOBAL RISKS US INSURANCE COMPANY	0.07%	\$153,020	\$262,903	\$0	\$323,081	122.89%
132	ALLIANCE INSURANCE COMPANY INC	0.07%	\$152,180	\$138,009	\$38,154	\$41,655	30.18%
133	CAROLINA CASUALTY INSURANCE COMPANY	0.07%	\$151,409	\$173,872	\$165,772	\$7,804	4.49%
134	TRANSGUARD INSURANCE COMPANY OF AMERICA INC	0.07%	\$145,229	\$145,390	\$13,719	\$335,208	230.56%
135	UNIVERSAL UNDERWRITERS INS CO	0.07%	\$144,283	\$170,187	\$96,983	\$86,752	50.97%
136	SENTRY INSURANCE A MUTUAL COMPANY	0.07%	\$141,708	\$132,085	\$5,705	-\$18,032	-13.65%
137	COLUMBIA MUTUAL INSURANCE COMPANY	0.07%	\$139,395	\$142,818	\$15,813	\$15,598	10.92%
138	BCS INSURANCE COMPANY	0.07%	\$137,590	\$137,590	\$230,294	\$24,244	17.62%
139	PENN MILLERS INSURANCE COMPANY	0.06%	\$134,386	\$103,942	\$10,936	\$10,936	10.52%
140	HARTFORD CASUALTY INSURANCE CO	0.06%	\$126,765	\$131,223	-\$3,526	-\$4,415	-3.36%
141	AMERISURE MUTUAL INSURANCE COMPANY	0.06%	\$121,612	\$128,513	\$11,121	\$10,251	7.98%
142	NATIONAL INDEMNITY COMPANY	0.06%	\$119,773	\$117,594	\$50,942	\$36,500	31.04%
143	INTREPID INSURANCE COMPANY	0.06%	\$119,666	\$232,155	\$0	-\$791	-0.34%
144	PROPERTY & CASUALTY INSURANCE COMPANY OF HARTF	0.06%	\$118,766	\$116,897	\$9,352	\$9,352	8.00%
145	COMMERCE AND INDUSTRY INSURANCE CO	0.06%	\$116,853	\$142,312	\$50,000	\$52,940	37.20%
146	TRAVELERS INDEMNITY COMPANY OF CONNECTICUT	0.05%	\$116,022	\$114,066	\$8,820	\$13,458	11.80%
147	MAX AMERICA INSURANCE COMPANY	0.05%	\$112,536	\$31,768	\$1,588	\$10,800	34.00%
148	HISCOX INSURANCE COMPANY INC	0.05%	\$108,406	\$109,476	\$78,027	\$33,211	30.34%
149	ILLINOIS NATIONAL INSURANCE COMPANY	0.05%	\$107,483	\$119,229	\$33,602	\$38,791	32.53%
150	LANCER INSURANCE COMPANY	0.05%	\$104,801	\$95,281	\$5,204	-\$3,318	-3.48%
151	AMERICAN ROAD INSURANCE COMPANY	0.05%	\$104,416	\$104,416	\$10,340	-\$18,759	-17.97%
152	LYNDON SOUTHERN INSURANCE COMPANY	0.05%	\$102,122	\$21,931	\$4,413	\$6,546	29.85%
153	PHARMACISTS MUTUAL INSURANCE COMPANY	0.05%	\$101,823	\$98,930	\$5,032	\$5,023	5.08%
154	AMERICAN HOME ASSURANCE COMPANY	0.05%	\$101,668	\$89,347	\$32,509	\$37,355	41.81%
155	SENTINEL INSURANCE COMPANY LTD	0.05%	\$101,583	\$89,749	\$16,288	\$16,288	18.15%
156	WESCO INSURANCE COMPANY	0.05%	\$98,692	\$97,922	\$24,238	\$28,476	29.08%
157	MIDWESTERN INDEMNITY COMPANY THE	0.05%	\$97,311	\$111,154	\$30,474	\$18,256	16.42%
158	SECURA INSURANCE A MUTUAL COMPANY	0.05%	\$96,328	\$96,328	\$91,885	-\$1,155	-1.26%
159	NATIONWIDE INSURANCE COMPANY OF AMERICA	0.05%	\$95,665	\$88,840	\$43,076	\$73,042	82.22%
160	SECURITY NATIONAL INSURANCE COMPANY	0.04%	\$94,055	\$61,533	\$3,456	\$7,379	11.99%
161	T H E INSURANCE COMPANY	0.04%	\$93,447	\$89,685	\$0	\$1,568	1.75%
162	ARMED FORCES INSURANCE EXCHANGE	0.04%	\$93,395	\$91,947	\$20,306	\$31,948	34.75%
163	MAXUM CASUALTY INSURANCE COMPANY	0.04%	\$91,576	\$74,652	\$66,567	\$56,272	75.38%
164	HARTFORD UNDERWRITERS INSURANCE COMPANY	0.04%	\$89,228	\$95,284	\$25,164	\$25,164	26.41%
165	OAK RIVER INSURANCE COMPANY	0.04%	\$87,249	\$97,571	\$18,663	\$18,472	18.93%
166	MID-CONTINENT CASUALTY COMPANY	0.04%	\$86,671	\$89,376	\$22,449	\$24,804	27.75%
167	ST PAUL MERCURY INSURANCE COMPANY	0.04%	\$85,016	\$72,735	\$0	\$15,022	20.65%
168	CATERPILLAR INSURANCE COMPANY	0.04%	\$82,944	\$237,159	\$100,468	\$147,023	61.99%
169	INSURANCE COMPANY OF THE WEST	0.04%	\$81,463	\$63,154	\$0	\$0	0.00%
170	CNL/INSURANCE AMERICA INC	0.04%	\$78,234	\$74,921	\$22,156	\$23,323	31.13%
171	NETHERLANDS INSURANCE COMPANY THE	0.04%	\$78,107	\$66,682	\$27,100	\$30,855	46.27%
172	ST PAUL PROTECTIVE INSURANCE COMPANY	0.03%	\$71,790	\$63,409	-\$3,742	-\$21,654	-34.15%
173	GRANITE STATE INSURANCE COMPANY	0.03%	\$70,897	\$136,262	\$460	\$4,307	3.16%
174	NAVIGATORS INSURANCE COMPANY	0.03%	\$69,501	\$82,183	\$0	\$735	0.89%
175	FEDERATED RURAL ELECTRIC INSURANCE EXCHANGE	0.03%	\$69,322	\$68,981	\$93,200	\$88,026	127.61%
176	HARLEYSVILLE INSURANCE COMPANY	0.03%	\$68,105	\$64,858	\$276,977	\$401,565	619.14%
177	COMPANION PROPERTY AND CASUALTY INSURANCE COM	0.03%	\$68,034	\$68,034	\$5,308	\$7,969	11.71%
178	LITITZ MUTUAL INSURANCE COMPANY	0.03%	\$65,391	\$68,020	\$32,504	\$37,500	55.13%

**2009 PROPERTY/CASUALTY INSURANCE
TOTALS BY LINE OF BUSINESS - INLAND MARINE (Including Auto Cargo)**

OBS	COMPANY NAME	MARKET SHARE	DIRECT PREMIUMS WRITTEN	DIRECT PREMIUMS EARNED	DIRECT LOSSES PAID	DIRECT LOSSES INCURRED	LOSS RATIO
179	COOPERATIVE MUTUAL INSURANCE COMPANY	0.03%	\$62,564	\$51,399	\$0	\$209	0.41%
180	ENCOMPASS INDEMNITY COMPANY	0.03%	\$60,764	\$71,480	\$44,373	\$49,096	68.68%
181	GATEWAY INSURANCE COMPANY	0.03%	\$56,090	\$55,639	\$45,696	\$51,788	93.08%
182	CASTLEPOINT NATIONAL INSURANCE COMPANY	0.03%	\$56,068	\$42,253	\$5,690	\$8,403	19.89%
183	STRATFORD INSURANCE COMPANY	0.03%	\$55,689	\$48,249	\$12,163	\$13,116	27.18%
184	BALBOA INSURANCE COMPANY	0.03%	\$53,158	\$104,951	\$23,833	-\$3,936	-3.75%
185	PROCENTURY INSURANCE COMPANY	0.02%	\$51,573	\$53,305	\$3,354	-\$6,593	-12.37%
186	MILLERS CLASSIFIED INSURANCE COMPANY	0.02%	\$51,417	\$51,555	\$5,567	\$5,450	10.57%
187	NEW YORK MARINE & GENERAL INSURANCE COMPANY	0.02%	\$49,900	\$53,671	\$13,666	-\$6,799	-12.67%
188	SAGAMORE INSURANCE COMPANY	0.02%	\$49,166	\$62,981	\$34,936	\$139,506	221.50%
189	AETNA INSURANCE COMPANY OF CONNECTICUT	0.02%	\$47,913	\$9,294	\$3,394	\$5,728	61.63%
190	LIBERTY INSURANCE CORPORATION	0.02%	\$47,043	\$17,067	\$4,712	\$5,035	29.50%
191	CATLIN INSURANCE COMPANY INC	0.02%	\$46,322	\$54,931	\$0	\$1,598	2.91%
192	TRUCK INSURANCE EXCHANGE	0.02%	\$44,072	\$40,513	\$21,986	\$24,515	60.51%
193	HARLEYSVILLE MUTUAL INSURANCE CO	0.02%	\$43,165	\$141,504	\$391,112	\$139,824	98.81%
194	EMPLOYERS FIRE INSURANCE COMPANY	0.02%	\$43,077	\$42,211	\$1,463	\$2,328	5.52%
195	MILLERS FIRST INSURANCE COMPANY	0.02%	\$42,955	\$43,154	\$3,736	\$3,711	8.60%
196	UNITRIN PREFERRED INSURANCE COMPANY	0.02%	\$40,592	\$38,075	\$7,805	\$7,977	20.95%
197	NATIONWIDE AGRIBUSINESS INSURANCE COMPANY	0.02%	\$40,062	\$35,959	\$518	\$747	2.08%
198	SELECTIVE INSURANCE COMPANY OF THE SOUTHEAST	0.02%	\$39,637	\$37,384	\$285	\$285	0.76%
199	AMICA MUTUAL INSURANCE COMPANY	0.02%	\$38,492	\$37,806	\$0	\$273,661	723.86%
200	ESSENTIA INSURANCE COMPANY	0.02%	\$38,190	\$31,645	\$0	\$930	2.94%
201	VANLINER INSURANCE COMPANY	0.02%	\$34,034	\$49,265	\$6,026	-\$34,614	-70.26%
202	UNITED FINANCIAL CASUALTY COMPANY	0.02%	\$31,927	\$34,828	-\$1,863	-\$1,440	-4.13%
203	CHARTER OAK FIRE INSURANCE CO THE	0.02%	\$31,900	\$44,347	\$4,893	\$3,244	7.32%
204	FIDELITY NATIONAL INSURANCE COMPANY	0.01%	\$31,616	\$27,645	\$12,245	-\$1,455	-5.26%
205	WEST BEND MUTUAL INSURANCE COMPANY	0.01%	\$31,099	\$8,754	\$0	\$261	2.98%
206	SELECTIVE INSURANCE COMPANY OF AMERICA	0.01%	\$30,258	\$4,889	\$0	\$0	0.00%
207	NORTHERN ASSURANCE COMPANY OF AMERICA	0.01%	\$29,505	\$27,923	\$0	\$212	0.76%
208	METROPOLITAN GROUP PROPERTY & CASUALTY INSURANCE	0.01%	\$29,464	\$29,003	\$10,211	\$8,560	29.51%
209	TEACHERS INSURANCE COMPANY	0.01%	\$29,447	\$28,368	\$1,855	\$2,952	10.41%
210	MARYLAND CASUALTY COMPANY	0.01%	\$27,746	\$35,567	\$3,125	\$3,337	9.38%
211	GARRISON PROPERTY AND CASUALTY INSURANCE COMP.	0.01%	\$26,932	\$22,610	\$491	\$637	2.82%
212	ST PAUL GUARDIAN INSURANCE COMPANY	0.01%	\$26,619	\$15,052	\$20,542	\$24,283	161.33%
213	AXIS INSURANCE COMPANY	0.01%	\$25,752	\$18,052	\$0	\$4,466	24.74%
214	NORTH POINTE INSURANCE COMPANY	0.01%	\$25,238	\$48,818	\$24,748	\$28,886	59.17%
215	STATE AUTOMOBILE MUTUAL INSURANCE COMPANY	0.01%	\$24,429	\$23,410	\$4,107	\$4,403	18.81%
216	AUTOMOBILE INS CO OF HARTFORD CT	0.01%	\$23,703	\$27,100	\$11,169	\$11,774	43.45%
217	QBE INSURANCE CORPORATION	0.01%	\$23,654	\$23,492	\$0	\$1,305	5.56%
218	ACCEPTANCE CASUALTY INSURANCE CO	0.01%	\$23,653	\$33,703	\$8,810	\$44,062	130.74%
219	NORTH RIVER INSURANCE COMPANY THE	0.01%	\$22,787	\$320,426	\$1,408,731	\$953,828	297.67%
220	DISCOVER PROPERTY AND CASUALTY INSURANCE COMP	0.01%	\$22,781	\$24,522	\$50,697	\$4,052	16.52%
221	WEST AMERICAN INSURANCE COMPANY	0.01%	\$22,329	\$26,333	\$4,384	\$191	0.73%
222	NATIONAL SPECIALTY INSURANCE COMPANY	0.01%	\$22,163	\$42,037	\$63,517	\$63,517	151.10%
223	GREAT AMERICAN INSURANCE COMPANY	0.01%	\$21,403	\$64,212	\$49,522	-\$6,821	-10.62%
224	LIBERTY INSURANCE UNDERWRITERS INC.	0.01%	\$21,400	\$11,878	\$0	\$7,875	66.30%
225	CAPITOL INDEMNITY CORPORATION	0.01%	\$21,058	\$21,005	\$0	-\$2,647	-12.60%
226	ENCOMPASS INSURANCE COMPANY OF AMERICA	0.01%	\$21,033	\$29,283	\$11,530	\$12,337	42.13%
227	ZALE INDEMNITY COMPANY	0.01%	\$20,482	\$20,482	\$5,312	\$5,600	27.34%
228	PEERLESS INDEMNITY INSURANCE COMPANY	0.01%	\$20,044	\$17,709	\$9,332	\$16,453	92.91%
229	HARTFORD STEAM BOILER INSPECTION & INS	0.01%	\$19,749	\$19,305	\$0	\$4,743	24.57%
230	AMERICAN GUARANTEE & LIABILITY INSURANCE COMPANY	0.01%	\$19,725	\$7,186	\$0	\$474	6.60%
231	HARCO NATIONAL INSURANCE COMPANY	0.01%	\$18,444	\$30,245	\$39,926	\$33,106	109.46%
232	USAA GENERAL INDEMNITY COMPANY	0.01%	\$18,224	\$12,547	\$12,703	\$12,923	103.00%
233	NATIONAL CASUALTY COMPANY	0.01%	\$17,841	\$13,614	\$0	-\$144	-1.06%
234	TWIN CITY FIRE INSURANCE COMPANY	0.01%	\$15,872	\$16,830	\$34,641	\$106,227	631.18%
235	LUMBERMENS UNDERWRITING ALLIANCE	0.01%	\$15,473	\$12,029	\$0	-\$6	-0.05%
236	ZURICH AMERICAN INSURANCE COMPANY OF ILLINOIS	0.01%	\$14,845	\$6,471	\$0	\$462	7.14%
237	MITSUI SUMITOMO INSURANCE COMPANY OF AMERICA	0.01%	\$14,317	\$18,016	\$0	-\$1,500	-8.33%

2009 PROPERTY/CASUALTY INSURANCE
TOTALS BY LINE OF BUSINESS - INLAND MARINE (Including Auto Cargo)

OBS	COMPANY NAME	MARKET SHARE	DIRECT PREMIUMS WRITTEN	DIRECT PREMIUMS EARNED	DIRECT LOSSES PAID	DIRECT LOSSES INCURRED	LOSS RATIO
238	CHRYSLER INSURANCE COMPANY	0.01%	\$13,722	\$13,722	\$70,806	\$83,714	610.07%
239	KEMPER INDEPENDENCE INSURANCE COMPANY	0.01%	\$13,678	\$15,811	\$20,400	\$20,181	127.64%
240	DELOS INSURANCE COMPANY	0.01%	\$13,616	\$13,606	\$1,096	\$3,069	22.56%
241	NATIONAL LLOYDS INSURANCE COMPANY	0.01%	\$13,225	\$13,225	\$0	\$0	0.00%
242	LYNDON PROPERTY INSURANCE COMPANY	0.01%	\$12,330	\$101,021	\$0	-\$484,800	-479.90%
243	AMERICAN ZURICH INSURANCE COMPANY	0.01%	\$12,226	\$8,799	\$0	\$292	3.32%
244	TRAVELERS PROPERTY CASUALTY INSURANCE COMPANY	0.01%	\$12,142	\$9,370	\$2,976	\$3,501	37.36%
245	AMTRUST INSURANCE COMPANY OF KANSAS INC	0.01%	\$11,883	\$8,384	\$0	\$431	5.14%
246	ONEBEACON INSURANCE COMPANY	0.01%	\$11,763	\$13,168	\$3,085	\$3,139	23.84%
247	AMERICAN CASUALTY COMPANY OF READING PENNSYLV/	0.01%	\$11,013	\$11,476	\$0	\$1,812	15.79%
248	FIRST NATIONAL INSURANCE COMPANY OF AMERICA	0.00%	\$10,134	\$9,836	\$0	\$125	1.27%
249	DEPOSITORS INSURANCE COMPANY	0.00%	\$9,933	\$10,564	\$12,667	\$12,707	120.29%
250	NATIONAL FARMERS UNION PROPERTY & CASUALTY COM	0.00%	\$9,772	\$9,926	\$5,230	\$5,499	55.40%
251	PACIFIC EMPLOYERS INSURANCE COMPANY	0.00%	\$9,772	\$5,416	\$0	\$1,587	29.30%
252	ARGONAUT MIDWEST INSURANCE COMPANY	0.00%	\$9,619	\$5,442	\$0	\$1,166	21.43%
253	NORTH AMERICAN SPECIALTY INSURANCE COMPANY	0.00%	\$9,067	\$4,443	\$0	\$0	0.00%
254	PROGRESSIVE CASUALTY INSURANCE COMPANY	0.00%	\$8,412	\$9,843	\$5,000	\$4,707	47.82%
255	AMERICAN ECONOMY INSURANCE COMPANY	0.00%	\$8,095	\$8,368	\$1,500	\$1,546	18.48%
256	TRUMBULL INSURANCE COMPANY	0.00%	\$7,645	\$16,039	\$5,160	\$5,160	32.17%
257	RIVERPORT INSURANCE COMPANY	0.00%	\$7,530	\$8,321	\$7,475	\$7,475	89.83%
258	CALIFORNIA CASUALTY INDEMNITY EXCHANGE	0.00%	\$7,493	\$8,396	\$12,808	\$12,808	152.55%
259	PACIFIC SPECIALTY INSURANCE COMPANY	0.00%	\$7,135	\$7,590	\$0	\$4	0.05%
260	ROCKFORD MUTUAL INSURANCE COMPANY	0.00%	\$7,048	\$7,970	\$0	\$0	0.00%
261	WESTFIELD INSURANCE COMPANY	0.00%	\$7,033	\$5,179	\$0	-\$87	-1.68%
262	UNION INSURANCE COMPANY OF PROVIDENCE	0.00%	\$7,009	\$6,428	\$1,400	\$169	2.63%
263	ASSOCIATED INDEMNITY CORPORATION	0.00%	\$6,409	\$6,751	\$1,580	\$3,397	50.32%
264	OHIO INDEMNITY COMPANY	0.00%	\$6,174	\$3,226	\$2,230	\$2,545	78.89%
265	GENERAL INSURANCE COMPANY OF AMERICA	0.00%	\$5,809	\$6,729	\$0	\$44	0.65%
266	AMERICAN FIRE & CASUALTY COMPANY	0.00%	\$5,680	\$7,423	\$0	-\$414	-5.58%
267	PROGRESSIVE PREFERRED INSURANCE COMPANY	0.00%	\$5,310	\$4,664	\$699	\$809	17.35%
268	HORACE MANN INSURANCE COMPANY	0.00%	\$4,980	\$5,435	\$0	-\$1,798	-33.08%
269	NATIONAL LIABILITY & FIRE INSURANCE COMPANY	0.00%	\$4,826	\$5,311	\$18,010	\$17,982	338.58%
270	CONSUMERS INSURANCE USA INC	0.00%	\$4,733	\$4,019	\$0	\$0	0.00%
271	FARMLAND MUTUAL INSURANCE COMPANY	0.00%	\$4,232	\$3,886	\$0	-\$255	-6.56%
272	WESTPORT INSURANCE CORPORATION	0.00%	\$4,078	\$5,072	\$1,000	-\$4,158	-81.98%
273	MARKEL AMERICAN INSURANCE COMPANY	0.00%	\$3,978	\$3,978	\$0	\$1,317	33.11%
274	GREAT AMERICAN SECURITY INSURANCE COMPANY	0.00%	\$3,649	\$3,504	\$7,500	\$7,500	214.04%
275	FARMERS UNION COOPERATIVE INSURANCE COMPANY	0.00%	\$3,626	\$3,066	\$1,099	\$1,099	35.84%
276	TRANSPORTATION INSURANCE COMPANY	0.00%	\$3,339	\$3,328	\$0	\$0	0.00%
277	MUTUALAID EXCHANGE	0.00%	\$3,265	\$3,635	\$0	-\$63	-1.73%
278	FIDELITY AND DEPOSIT COMPANY MARYLAND	0.00%	\$3,220	\$4,099	\$0	-\$519	-12.66%
279	EMCASCO INSURANCE COMPANY	0.00%	\$3,061	\$2,579	\$0	-\$9	-0.35%
280	GREAT AMERICAN ALLIANCE INSURANCE COMPANY	0.00%	\$3,022	\$2,925	\$0	\$112	3.83%
281	CHURCH MUTUAL INSURANCE COMPANY	0.00%	\$2,843	\$3,343	\$0	-\$66	-1.97%
282	CITIZENS INSURANCE COMPANY OF AMERICA	0.00%	\$2,713	\$2,800	\$0	-\$100	-3.57%
283	TOKIO MARINE & NICHIDO FIRE INSURANCE CO LTD	0.00%	\$2,625	\$2,612	\$0	\$474	18.15%
284	VERLAN FIRE INSURANCE COMPANY	0.00%	\$2,162	\$1,717	\$0	\$0	0.00%
285	NATIONAL AMERICAN INSURANCE COMPANY	0.00%	\$2,144	\$959	\$0	\$0	0.00%
286	GREENWICH INSURANCE COMPANY	0.00%	\$2,139	\$44,417	\$0	-\$9,594	-21.60%
287	SAVERS PROPERTY & CASUALTY INSURANCE COMPANY	0.00%	\$1,905	\$1,730	\$0	\$39	2.25%
288	NORTHFIELD INSURANCE COMPANY	0.00%	\$1,714	\$1,354	\$0	-\$1,136	-83.90%
289	AMERICAN HARDWARE MUTUAL INSURANCE COMPANY	0.00%	\$1,643	\$1,643	\$0	-\$10	-0.61%
290	NATIONAL TRUST INSURANCE COMPANY	0.00%	\$1,617	\$1,178	\$0	\$12	1.02%
291	CALIFORNIA CASUALTY GENERAL INSURANCE COMPANY	0.00%	\$1,542	\$265	\$0	\$0	0.00%
292	COUNTRY MUTUAL INSURANCE COMPANY	0.00%	\$1,285	\$997	\$0	\$5,021	503.61%
293	EVEREST NATIONAL INSURANCE COMPANY	0.00%	\$1,259	\$1,259	\$0	\$0	0.00%
294	CIVIC PROPERTY & CASUALTY CO	0.00%	\$1,198	\$1,584	\$0	\$0	0.00%
295	UNITRIN DIRECT PROPERTY & CASUALTY COMPANY	0.00%	\$1,192	\$425	\$0	\$0	0.00%
296	AXIS REINSURANCE COMPANY	0.00%	\$1,133	\$101,070	\$0	-\$30,115	-29.80%

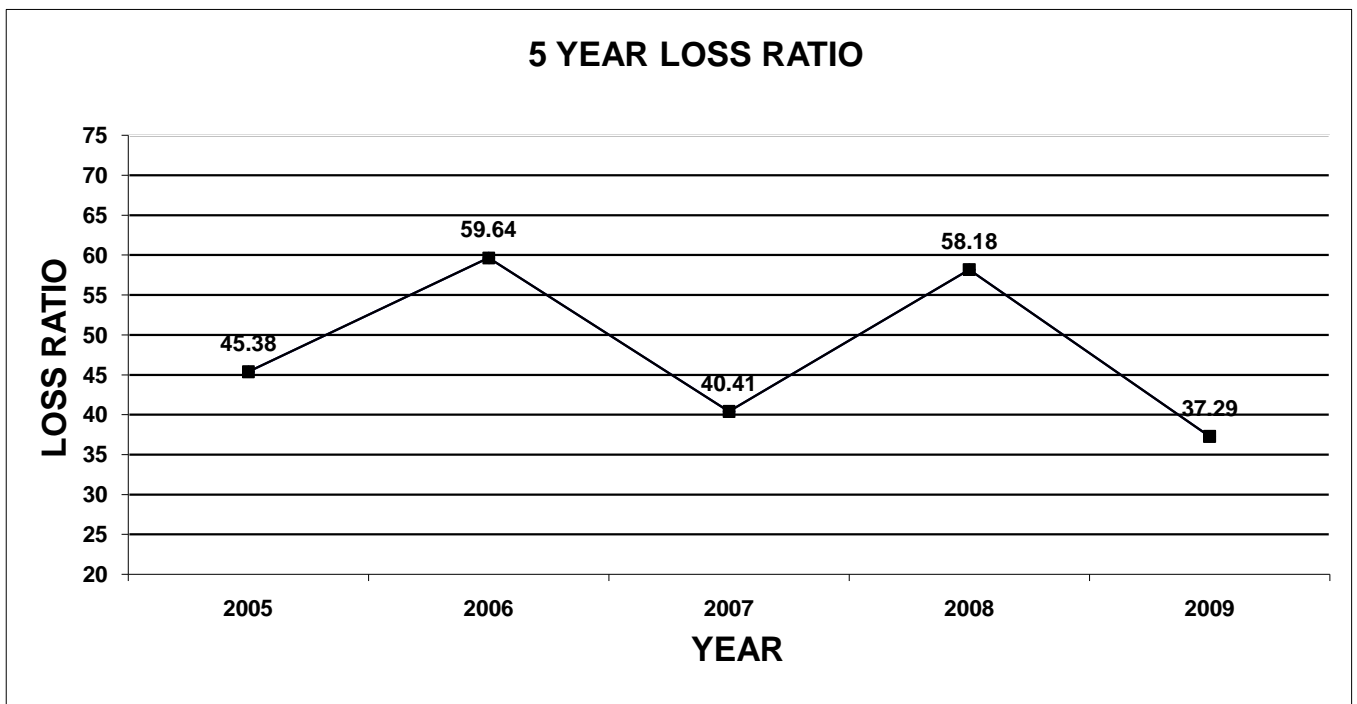
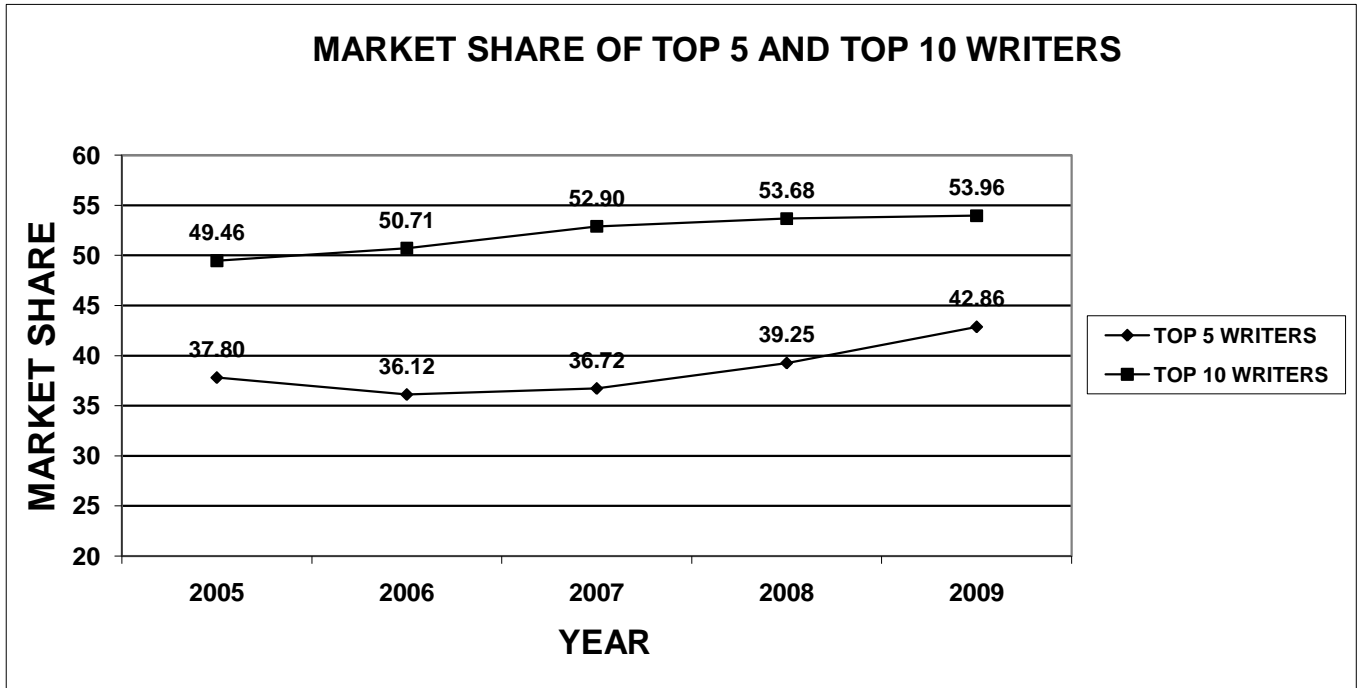
2009 PROPERTY/CASUALTY INSURANCE
TOTALS BY LINE OF BUSINESS - INLAND MARINE (Including Auto Cargo)

OBS	COMPANY NAME	MARKET SHARE	DIRECT PREMIUMS WRITTEN	DIRECT PREMIUMS EARNED	DIRECT LOSSES PAID	DIRECT LOSSES INCURRED	LOSS RATIO
297	HARTFORD ACCIDENT & INDEMNITY CO	0.00%	\$1,074	\$1,084	\$0	\$0	0.00%
298	AMERICAN MODERN SELECT INSURANCE COMPANY	0.00%	\$1,054	\$1,032	\$0	\$0	0.00%
299	AMERICAN FAMILY HOME INSURANCE COMPANY	0.00%	\$1,045	\$1,013	\$1,852	\$1,988	196.25%
300	YOSEMITE INSURANCE COMPANY	0.00%	\$835	\$12,778	\$0	-\$611	-4.78%
301	SPARTA INSURANCE COMPANY	0.00%	\$813	\$767	\$0	\$453	59.06%
302	MASSACHUSETTS BAY INSURANCE COMPANY	0.00%	\$735	\$3,644	\$0	-\$214	-5.87%
303	SOMPO JAPAN INSURANCE COMPANY OF AMERICA	0.00%	\$600	\$894	\$0	-\$39,494	-4417.67%
304	UNIVERSAL CASUALTY COMPANY	0.00%	\$572	\$509	\$101,087	-\$2,040	-400.79%
305	CALIFORNIA CASUALTY INSURANCE COMPANY	0.00%	\$501	\$500	\$0	\$0	0.00%
306	NORTHERN INSURANCE COMPANY OF NEW YORK	0.00%	\$358	\$1,290	\$16,000	\$15,986	1239.22%
307	MFS MUTUAL INSURANCE COMPANY	0.00%	\$274	\$274	\$0	\$0	0.00%
308	MERASTAR INSURANCE COMPANY	0.00%	\$257	\$257	\$0	\$0	0.00%
309	SOUTHERN INSURANCE COMPANY	0.00%	\$248	\$23,988	\$69,980	\$68,982	287.57%
310	AMERICAN PET INSURANCE COMPANY	0.00%	\$246	\$161	\$0	\$39	24.22%
311	PROGRESSIVE CLASSIC INSURANCE COMPANY	0.00%	\$196	\$407	\$0	\$24	5.90%
312	COMMONWEALTH INSURANCE COMPANY OF AMERICA	0.00%	\$185	\$185	\$0	-\$379	-204.86%
313	ACE PROPERTY AND CASUALTY INSURANCE COMPANY	0.00%	\$180	\$180	\$3,000	-\$61,863	-34368.33%
314	MIDDLESEX INSURANCE COMPANY	0.00%	\$179	\$5,261	\$40,525	\$35,286	670.71%
315	COLONIAL AMERICAN CASUALTY AND SURETY C	0.00%	\$98	\$766	\$0	-\$88	-11.49%
316	GRINNELL SELECT INSURANCE COMPANY	0.00%	\$37	\$16	\$0	\$0	0.00%
317	HERITAGE CASUALTY INSURANCE COMPANY	0.00%	\$30	\$30	\$0	\$0	0.00%
318	PROGRESSIVE SPECIALTY INSURANCE COMPANY	0.00%	\$12	\$14	\$0	\$0	0.00%
319	NEIGHBORHOOD SPIRIT PROPERTY & CASUALTY COMPAN	0.00%	\$2	\$22	\$0	\$0	0.00%
320	AGCS MARINE INSURANCE COMPANY	0.00%	\$0	\$0	\$0	-\$54,116	N/A
321	AMERICAN MANUFACTURERS MUTUAL INSURANCE COMP	0.00%	\$0	\$0	\$0	-\$2	N/A
322	AMERICAN MOTORISTS INSURANCE COMPANY	0.00%	\$0	\$0	\$0	-\$8	N/A
323	AMERICAN STATES PREFERRED INSURANCE COMPANY	0.00%	\$0	\$0	\$0	\$26	N/A
324	ARWOOD INDEMNITY COMPANY	0.00%	\$0	\$135	\$0	-\$6,461	-4785.93%
325	ATLANTIC SPECIALTY INSURANCE COMPANY	0.00%	\$0	\$0	\$0	\$19	N/A
326	AXA INSURANCE COMPANY	0.00%	\$0	\$0	\$0	\$0	N/A
327	BANKERS STANDARD FIRE & MARINE CO	0.00%	\$0	\$0	\$0	-\$2	N/A
328	CHICAGO INSURANCE COMPANY	0.00%	\$0	\$0	\$0	\$12	N/A
329	CLARENDON NATIONAL INSURANCE COMPANY	0.00%	\$0	\$0	\$53,270	\$103,584	N/A
330	ECONOMY FIRE & CASUALTY COMPANY	0.00%	\$0	\$0	\$0	-\$48	N/A
331	ECONOMY PREFERRED INSURANCE COMPANY	0.00%	\$0	\$0	\$0	-\$484	N/A
332	FARMINGTON CASUALTY COMPANY	0.00%	\$0	\$0	\$0	\$160	N/A
333	FIDELITY & GUARANTY INSURANCE UNDERWRITERS	0.00%	\$0	\$0	\$0	\$7,962	N/A
334	FIDELITY AND GUARANTY INSURANCE COMPANY	0.00%	\$0	\$0	\$0	\$1,192	N/A
335	FIRST LIBERTY INSURANCE CORP THE	0.00%	\$0	\$0	\$0	-\$3	N/A
336	FIRST SPECIALTY INSURANCE CORPORATION	0.00%	\$0	\$0	\$0	-\$4	N/A
337	GERLING AMERICA INSURANCE COMPANY	0.00%	\$0	\$0	\$0	-\$1,035	N/A
338	GULF UNDERWRITERS INSURANCE COMPANY	0.00%	\$0	\$0	\$0	-\$142	N/A
339	HARTFORD INSURANCE COMPANY OF MIDWEST THE	0.00%	\$0	\$0	\$2,821	\$2,821	N/A
340	HUDSON INSURANCE COMPANY	0.00%	\$0	\$0	\$0	\$125	N/A
341	INSURANCE COMPANY OF NORTH AMERICA	0.00%	\$0	\$0	\$0	-\$2	N/A
342	LUMBERMENS MUTUAL CASUALTY COMPANY	0.00%	\$0	\$0	-\$765	-\$766	N/A
343	NATIONWIDE MUTUAL FIRE INSURANCE COMPANY	0.00%	\$0	\$0	\$0	-\$3	N/A
344	PENN AMERICA INSURANCE COMPANY	0.00%	\$0	\$0	\$0	-\$42	N/A
345	QUANTA INDEMNITY COMPANY	0.00%	\$0	\$0	\$0	-\$2,872	N/A
346	SAFECO NATIONAL INSURANCE COMPANY	0.00%	\$0	\$0	\$0	-\$1	N/A
347	TIG INSURANCE COMPANY	0.00%	\$0	\$0	\$0	-\$111,666	N/A
348	TRAVELERS CASUALTY AND SURETY COMPANY	0.00%	\$0	\$0	\$0	\$104	N/A
349	TRAVELERS CASUALTY INSURANCE COMPANY OF AMERIC	0.00%	\$0	\$0	\$0	\$18	N/A
350	TRINITY UNIVERSAL INSURANCE COMPANY	0.00%	\$0	\$0	\$0	-\$49	N/A
351	TRITON INSURANCE COMPANY	0.00%	\$0	\$0	\$0	-\$6	N/A
352	UNITED SECURITY INSURANCE COMPANY	0.00%	\$0	\$58	\$0	-\$29	-50.00%
353	UNITED STATES FIDELITY & GUARANTY COMPANY	0.00%	\$0	\$0	\$3,067	-\$5,387	N/A
354	EMPLOYERS INSURANCE COMPANY OF WAUSAU	0.00%	-\$250	\$1,883	\$0	\$525	27.88%
355	NATIONAL FIRE INSURANCE COMPANY OF HARTFORD	0.00%	-\$376	\$1,271	\$0	\$0	0.00%

2009 PROPERTY/CASUALTY INSURANCE
TOTALS BY LINE OF BUSINESS - INLAND MARINE (Including Auto Cargo)

OBS	COMPANY NAME	MARKET SHARE	DIRECT PREMIUMS WRITTEN	DIRECT PREMIUMS EARNED	DIRECT LOSSES PAID	DIRECT LOSSES INCURRED	LOSS RATIO
356	BEAZLEY INSURANCE COMPANY INC	0.00%	-\$2,293	-\$2,293	\$0	\$1,142	-49.80%
357	AMERISURE INSURANCE COMPANY	0.00%	-\$7,829	\$8,807	\$0	-\$940	-10.67%
358	GREAT DIVIDE INSURANCE COMPANY	-0.01%	-\$11,762	-\$3,019	\$0	-\$2,430	80.49%
359	REDLAND INSURANCE COMPANY	-0.01%	-\$13,346	-\$3,872	-\$5,805	-\$1,835	47.39%
	TOTAL	100.00%	\$211,453,989	\$223,262,339	\$128,384,134	\$83,260,609	37.29%

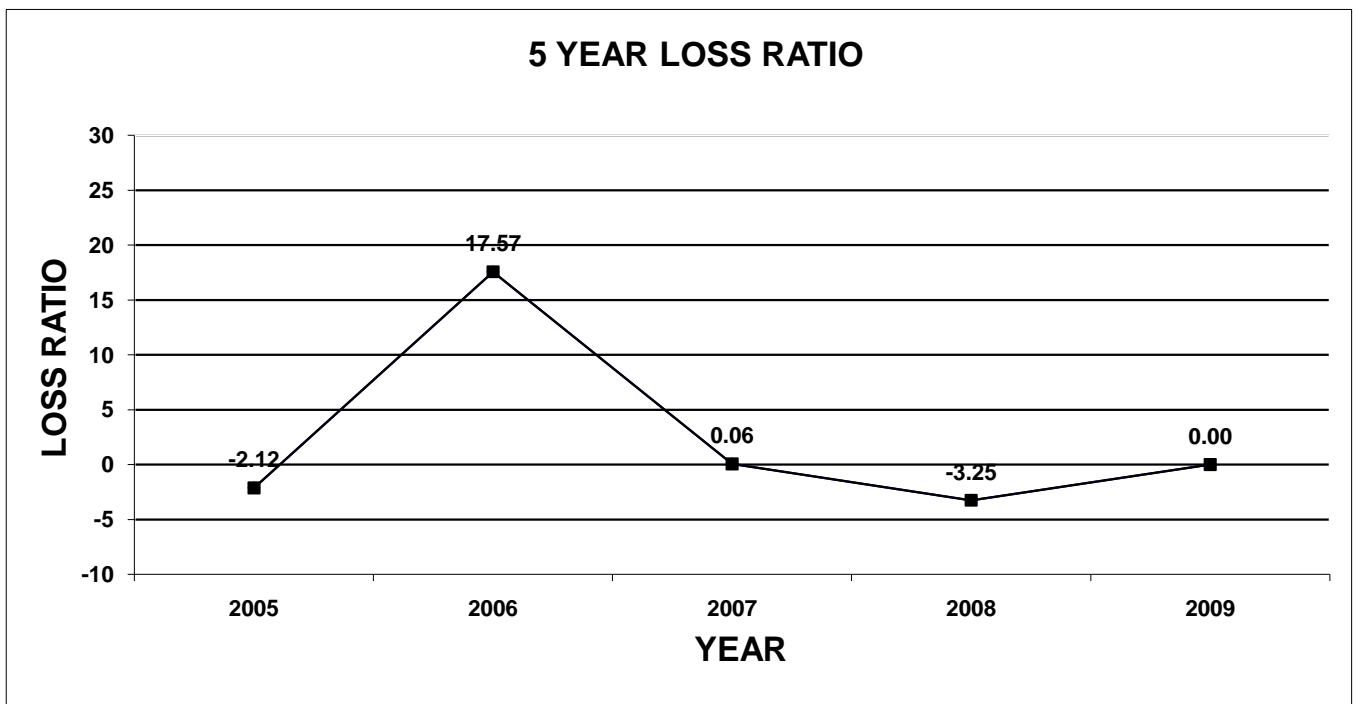
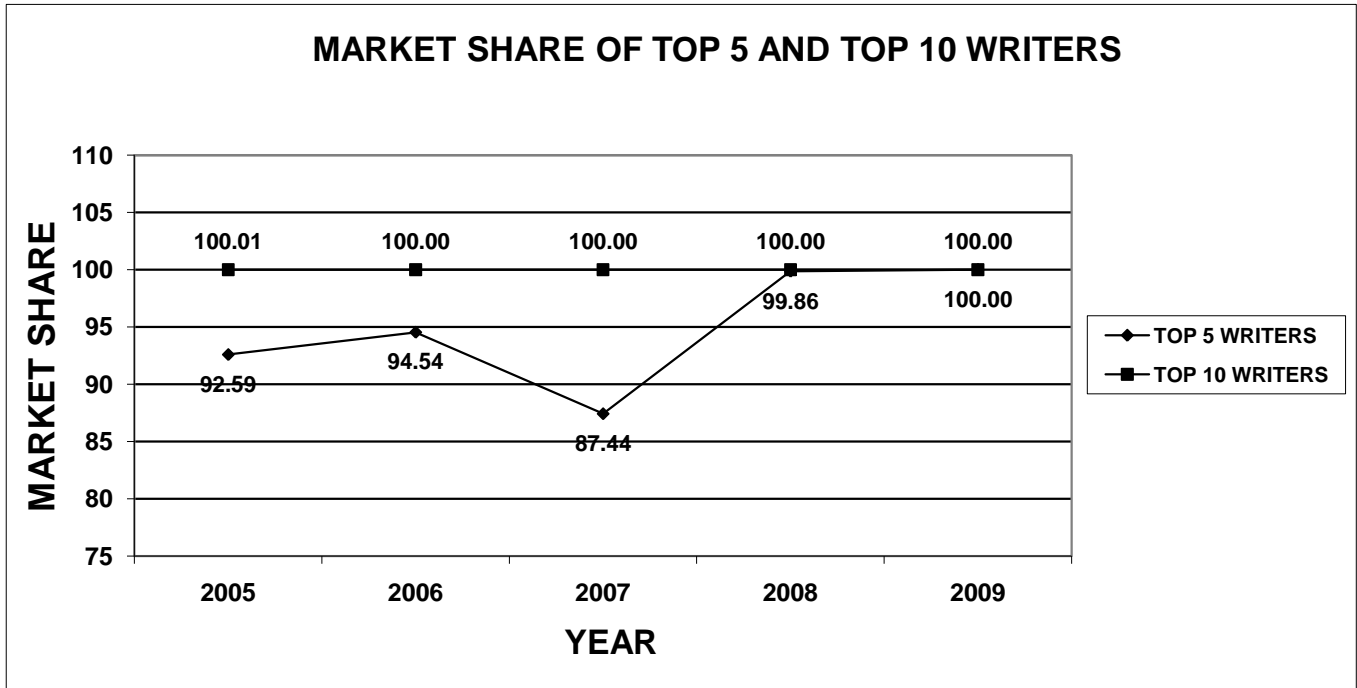
MISSOURI INLAND MARINE (Including Auto Cargo) INSURANCE



**2009 PROPERTY/CASUALTY INSURANCE
TOTALS BY LINE OF BUSINESS - FINANCIAL GUARANTY**

OBS	COMPANY NAME	MARKET SHARE	DIRECT PREMIUMS WRITTEN	DIRECT PREMIUMS EARNED	DIRECT LOSSES PAID	DIRECT LOSSES INCURRED	LOSS RATIO
1	ASSURED GUARANTY CORP	58.37%	\$3,772,481	\$198,155	\$0	\$0	0.00%
2	AMBAC ASSURANCE CORPORATION	30.76%	\$1,988,122	\$6,162,011	\$0	\$0	0.00%
3	FINANCIAL SECURITY ASSURANCE INC	8.25%	\$533,113	\$1,769,883	\$0	\$0	0.00%
4	MBIA INSURANCE CORPORATION	2.47%	\$159,630	\$4,104,172	\$0	\$0	0.00%
5	ACA FINANCIAL GUARANTY CORPORATION	0.15%	\$9,690	\$203,497	\$0	\$0	0.00%
6	BERKSHIRE HATHAWAY ASSURANCE CORPORATIO	0.00%	\$0	-\$2,086,791	\$0	\$0	0.00%
7	FINANCIAL GUARANTY INSURANCE COMPANY	0.00%	\$0	\$681,181	\$0	\$0	0.00%
8	FIREMANS FUND INSURANCE COMPANY	0.00%	\$0	\$0	\$0	-\$1	N/A
9	RADIAN ASSET ASSURANCE INC	0.00%	\$0	\$496,881	\$0	\$0	0.00%
TOTAL		100.00%	\$6,463,036	\$11,528,989	\$0	-\$1	0.00%

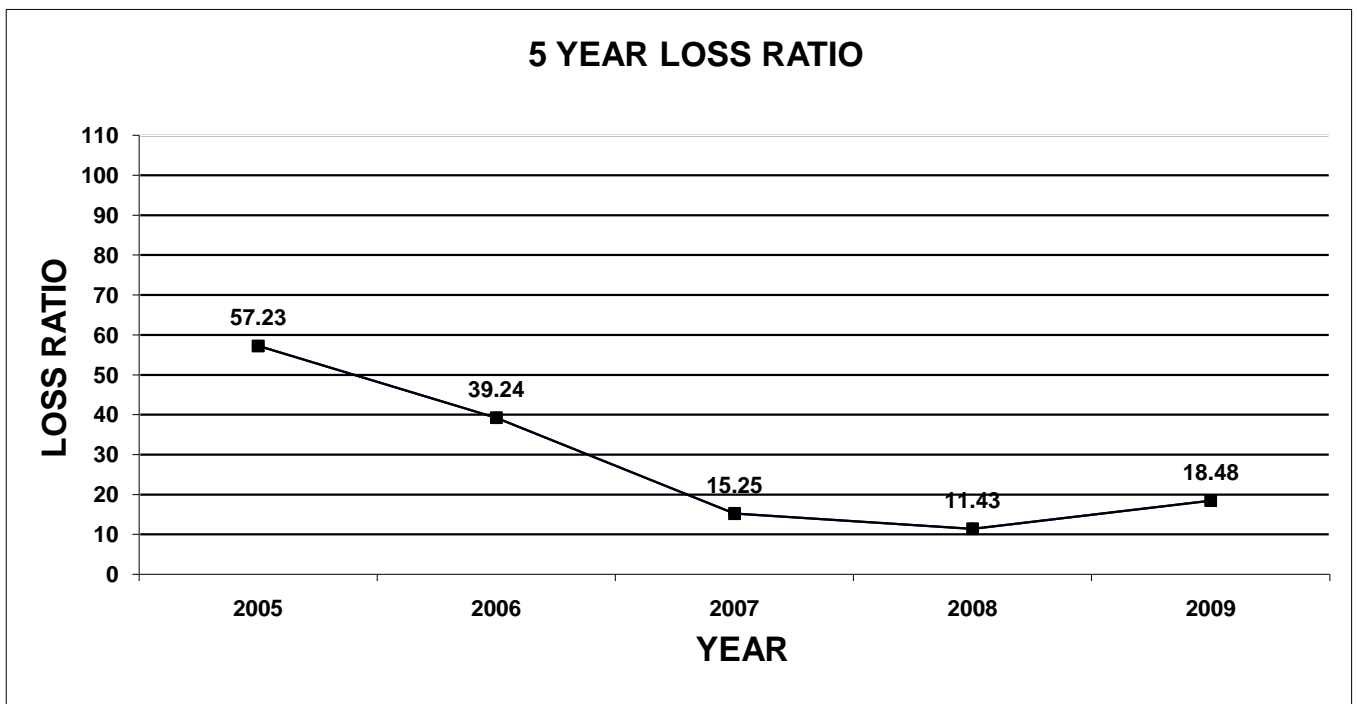
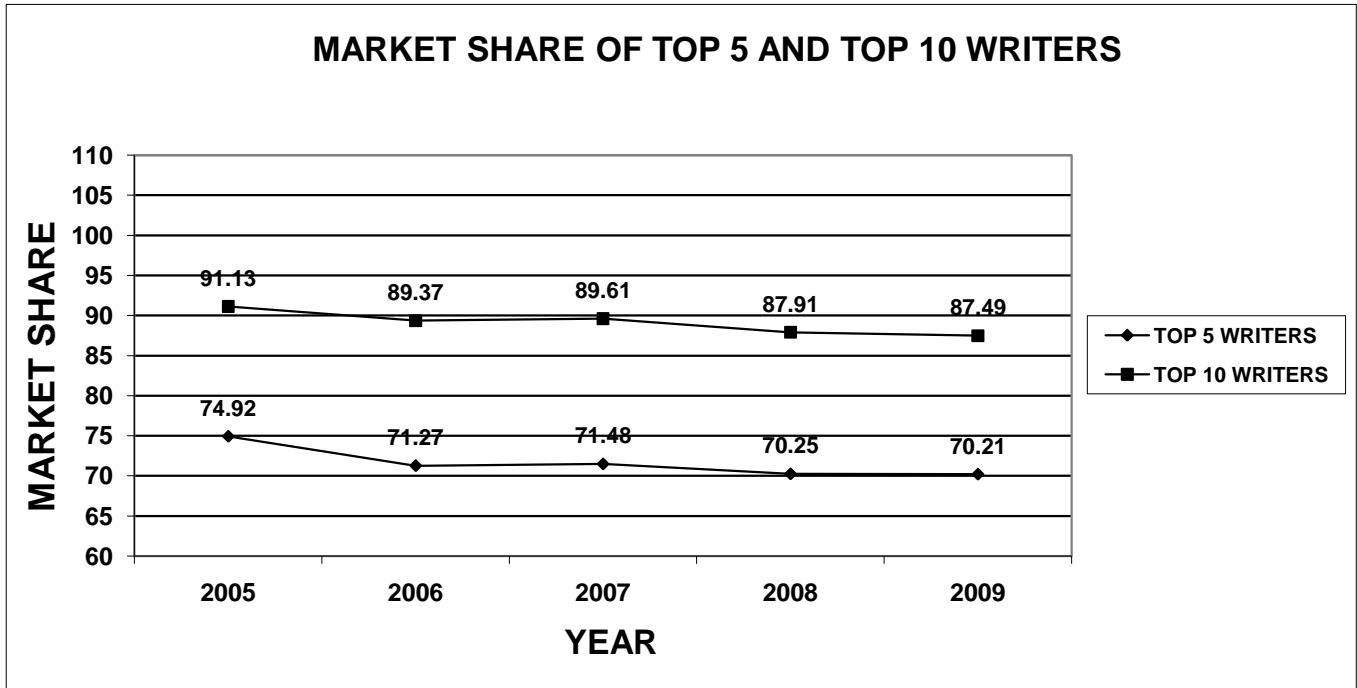
MISSOURI FINANCIAL GUARANTY INSURANCE



**2009 PROPERTY/CASUALTY INSURANCE
TOTALS BY LINE OF BUSINESS - MEDICAL MALPRACTICE LIABILITY (Physicians and Surgeons)**

OBS	COMPANY NAME	MARKET SHARE	DIRECT PREMIUMS WRITTEN	DIRECT PREMIUMS EARNED	DIRECT LOSSES PAID	DIRECT LOSSES INCURRED	LOSS RATIO
1	MISSOURI PROFESSIONALS MUTUAL	34.50%	\$40,216,180	\$40,139,829	\$15,606,373	\$7,951,924	19.81%
2	PROASSURANCE INDEMNITY COMPANY INC	10.95%	\$12,759,262	\$13,296,105	\$3,227,722	\$695,891	5.23%
3	MEDICAL PROTECTIVE COMPANY	9.35%	\$10,903,919	\$10,917,177	\$3,621,044	\$2,441,044	22.36%
4	MEDICAL LIABILITY ALLIANCE	9.26%	\$10,790,411	\$10,158,590	\$3,467,500	\$1,108,962	10.92%
5	PHYSICIANS PROFESSIONAL INDEMNITY ASSOCIA	6.15%	\$7,174,481	\$7,457,509	\$4,315,718	\$3,667,718	49.18%
6	MISSOURI DOCTORS MUTUAL INSURANCE COMPA	4.45%	\$5,190,744	\$5,272,060	\$725,000	\$1,327,952	25.19%
7	INTERMED INSURANCE COMPANY	3.83%	\$4,461,086	\$5,159,876	\$4,478,717	-\$543,748	-10.54%
8	PREFERRED PROFESSIONAL INSURANCE COMPAI	3.37%	\$3,929,030	\$4,497,182	\$0	\$1,103,989	24.55%
9	DOCTORS COMPANY AN INTERINS EXCHANGE	3.21%	\$3,745,831	\$4,036,133	\$3,570,552	-\$2,837,126	-70.29%
10	PREFERRED PHYSICIANS MEDICAL RRG INC	2.41%	\$2,814,352	\$2,831,042	\$0	\$4,506,290	159.17%
11	PROFESSIONAL LIABILITY INSURANCE COMPANY I	2.14%	\$2,494,568	\$2,687,691	\$2,420,945	\$976,441	36.33%
12	GALEN INSURANCE COMPANY	2.03%	\$2,364,964	\$2,379,430	\$0	\$894,040	37.57%
13	KANSAS MEDICAL MUTUAL INSURANCE COMPANY	1.90%	\$2,216,520	\$2,216,520	\$321,000	\$567,996	25.63%
14	PODIATRY INSURANCE COMPANY OF AMERICA	1.28%	\$1,492,232	\$1,500,671	\$1,010,000	\$1,381,956	92.09%
15	PROFESSIONAL SOLUTIONS INSURANCE COMPAN	1.14%	\$1,324,788	\$996,063	\$352,000	\$383,404	38.49%
16	MEDICUS INSURANCE COMPANY	1.06%	\$1,231,375	\$1,063,369	\$0	\$497,150	46.75%
17	PHYSICIANS INSURANCE MUTUAL	0.96%	\$1,121,808	\$1,326,431	\$0	\$596,894	45.00%
18	NATIONAL UNION FIRE INSURANCE COMPANY OF I	0.94%	\$1,100,488	\$1,298,107	\$164,208	\$45,959	3.54%
19	KEYSTONE MUTUAL INSURANCE COMPANY	0.55%	\$640,620	\$422,368	\$0	\$0	0.00%
20	DARWIN NATIONAL ASSURANCE COMPANY	0.28%	\$321,867	\$325,977	\$0	-\$12,408	-3.81%
21	ONEBEACON INSURANCE COMPANY	0.15%	\$175,208	\$173,894	\$0	\$40,185	23.11%
22	PACO ASSURANCE COMPANY INC	0.05%	\$63,105	\$57,983	\$0	-\$16,336	-28.17%
23	ISMIE MUTUAL INSURANCE COMPANY	0.02%	\$20,057	\$20,528	\$100,000	\$2,009	9.79%
24	AMERICAN CASUALTY COMPANY OF READING PEN	0.02%	\$18,499	\$16,700	\$0	\$0	0.00%
25	CINCINNATI INSURANCE COMPANY THE	0.00%	\$2,585	\$3,012	\$0	\$302,514	10043.63%
26	AMERICAN HEALTHCARE INDEMNITY COMPANY	0.00%	\$0	\$0	\$0	\$13	N/A
27	ARROWOOD INDEMNITY COMPANY	0.00%	\$0	\$0	\$0	-\$10,401	N/A
28	CHICAGO INSURANCE COMPANY	0.00%	\$0	\$0	\$450,000	-\$187,500	N/A
29	GENERAL INSURANCE COMPANY OF AMERICA	0.00%	\$0	\$0	\$0	-\$1,541	N/A
30	MID CENTURY INSURANCE COMPANY	0.00%	\$0	\$0	\$1,262,500	-\$258,487	N/A
31	NATIONAL FIRE INSURANCE COMPANY OF HARTFO	0.00%	\$0	\$0	\$0	\$0	N/A
32	NCMIC INSURANCE COMPANY	0.00%	\$0	\$0	\$0	-\$11,234	N/A
33	NORTH AMERICAN SPECIALTY INSURANCE COMP	0.00%	\$0	\$0	\$675,250	\$246,887	N/A
34	NORTH RIVER INSURANCE COMPANY THE	0.00%	\$0	\$0	\$0	-\$25	N/A
35	NOVA CASUALTY COMPANY	0.00%	\$0	\$0	\$0	\$0	N/A
36	OHIC INSURANCE COMPANY	0.00%	\$0	\$0	\$0	\$5,761	N/A
37	PACIFIC EMPLOYERS INSURANCE COMPANY	0.00%	\$0	\$0	\$0	-\$117,241	N/A
38	SAVERS PROPERTY & CASUALTY INSURANCE COI	0.00%	\$0	\$0	\$0	\$0	N/A
39	ST PAUL FIRE & MARINE INSURANCE COMPANY	0.00%	\$0	\$0	\$0	-\$847,354	N/A
40	TIG INSURANCE COMPANY	0.00%	\$0	\$0	\$0	-\$403,933	N/A
41	TRANSPORTATION INSURANCE COMPANY	0.00%	\$0	\$0	\$200,000	-\$517,408	N/A
42	TRAVELERS CASUALTY AND SURETY COMPANY	0.00%	\$0	\$0	\$0	\$147	N/A
43	TRUCK INSURANCE EXCHANGE	0.00%	\$0	\$0	\$0	-\$1,738,183	N/A
44	UNITED STATES FIRE INSURANCE COMPANY	0.00%	\$0	\$0	\$0	-\$120	N/A
45	ZURICH AMERICAN INSURANCE COMPANY	0.00%	\$0	\$162,991	-\$200,000	-\$72,374	-44.40%
46	CONTINENTAL CASUALTY COMPANY	0.00%	-\$256	\$65,004	\$137,268	\$729,893	1122.84%
TOTAL		100.00%	\$116,573,724	\$118,482,242	\$45,905,797	\$21,899,600	18.48%

**MISSOURI MEDICAL MALPRACTICE LIABILITY INSURANCE
(Physicians and Surgeons)**

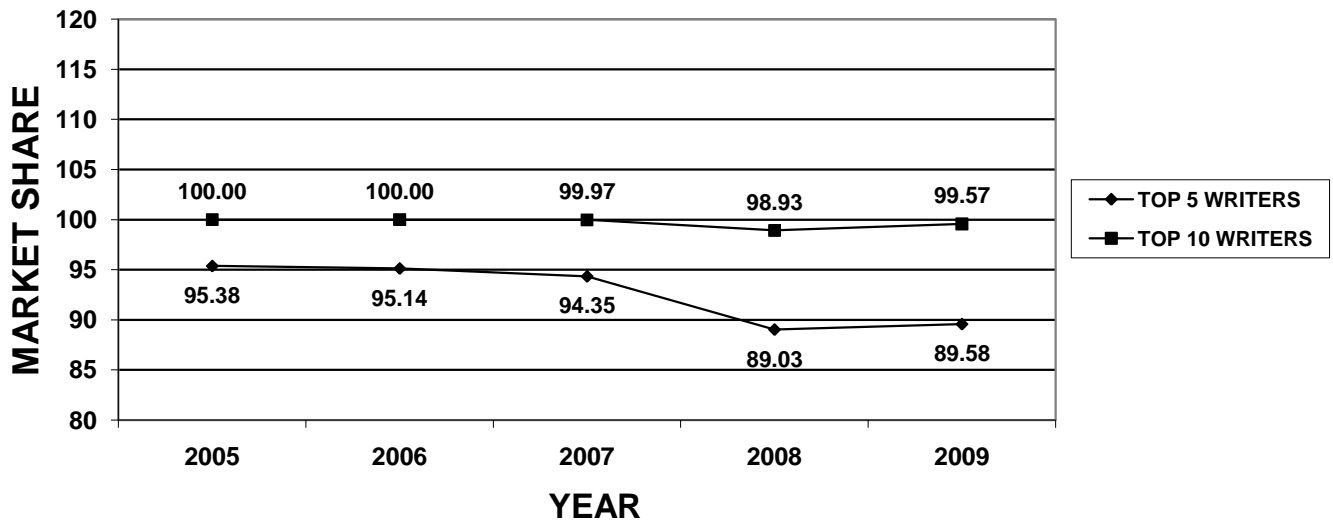


**2009 PROPERTY/CASUALTY INSURANCE
TOTALS BY LINE OF BUSINESS - MEDICAL MALPRACTICE LIABILITY (Dentists)**

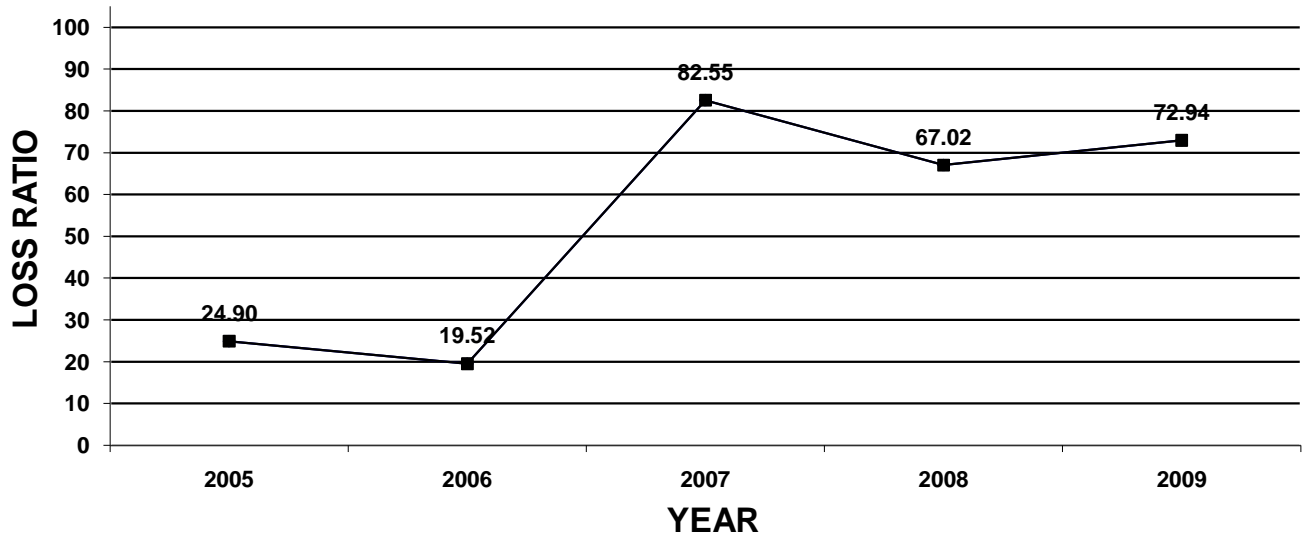
OBS	COMPANY NAME	MARKET SHARE	DIRECT PREMIUMS WRITTEN	DIRECT PREMIUMS EARNED	DIRECT LOSSES PAID	DIRECT LOSSES INCURRED	LOSS RATIO
1	MEDICAL PROTECTIVE COMPANY	58.87%	\$2,722,135	\$2,692,397	\$182,028	\$632,528	23.49%
2	NATIONAL UNION FIRE INSURANCE COMPANY OF PI	11.36%	\$525,387	\$578,286	\$165,000	\$283,624	49.05%
3	INTERMED INSURANCE COMPANY	8.53%	\$394,248	\$456,004	\$20,000	\$2,222,127	487.30%
4	PROASSURANCE INDEMNITY COMPANY INC	7.29%	\$337,281	\$363,146	\$350,000	\$27,214	7.49%
5	CONTINENTAL CASUALTY COMPANY	3.52%	\$162,669	\$159,178	\$0	-\$10,399	-6.53%
6	FORTRESS INSURANCE COMPANY	3.34%	\$154,302	\$159,709	\$147,448	\$88,996	55.72%
7	CINCINNATI INSURANCE COMPANY THE	2.01%	\$92,785	\$90,343	\$1,000,000	\$312,044	345.40%
8	AMERICAN HOME ASSURANCE COMPANY	1.77%	\$81,784	\$81,970	\$0	\$44,050	53.74%
9	PROFESSIONAL SOLUTIONS INSURANCE COMPANY	1.52%	\$70,342	\$61,627	\$0	\$24,893	40.39%
10	GRANITE STATE INSURANCE COMPANY	1.36%	\$62,672	\$60,422	\$0	-\$180,907	-299.41%
11	DENTISTS BENEFITS INSURANCE COMPANY	0.27%	\$12,432	\$13,014	\$0	\$0	0.00%
12	STATE FARM FIRE AND CASUALTY COMPANY	0.16%	\$7,593	\$7,105	\$0	\$857	12.06%
	TOTAL	100.00%	\$4,623,630	\$4,723,201	\$1,864,476	\$3,445,027	72.94%

**MISSOURI MEDICAL MALPRACTICE LIABILITY INSURANCE
(Dentists)**

MARKET SHARE OF TOP 5 AND TOP 10 WRITERS



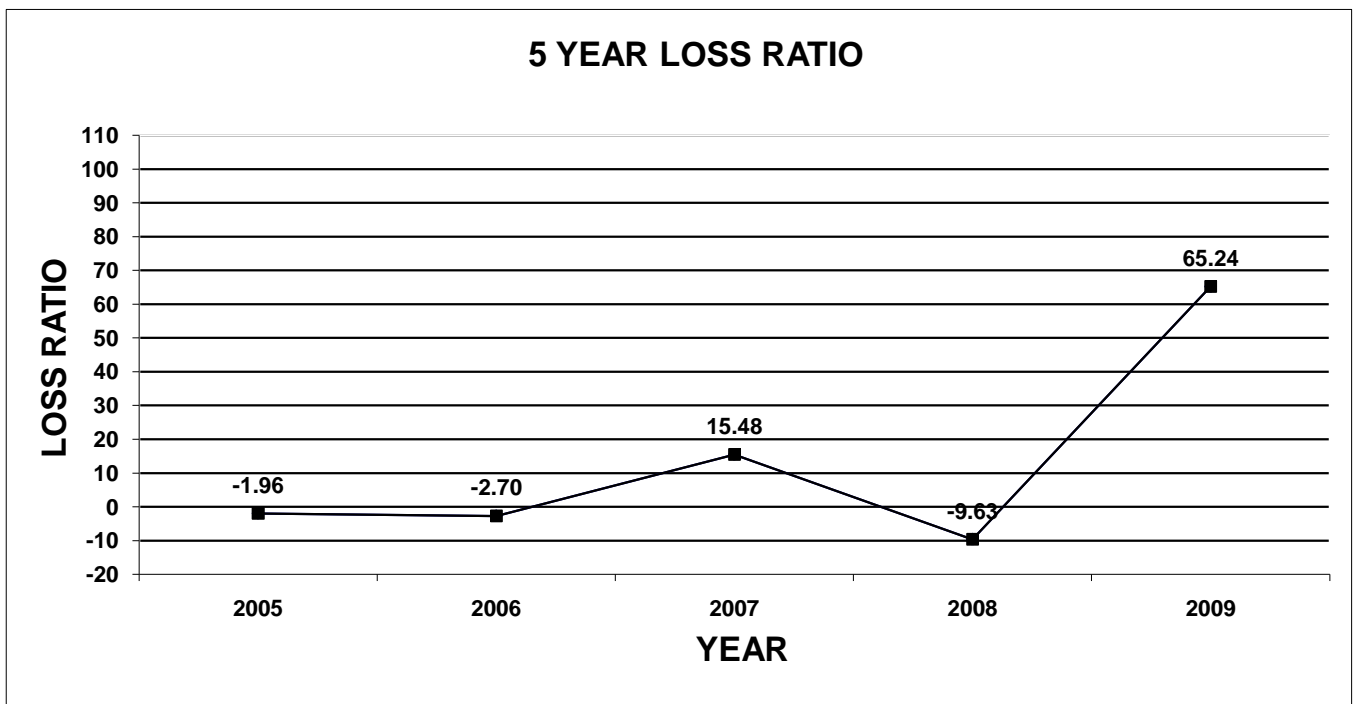
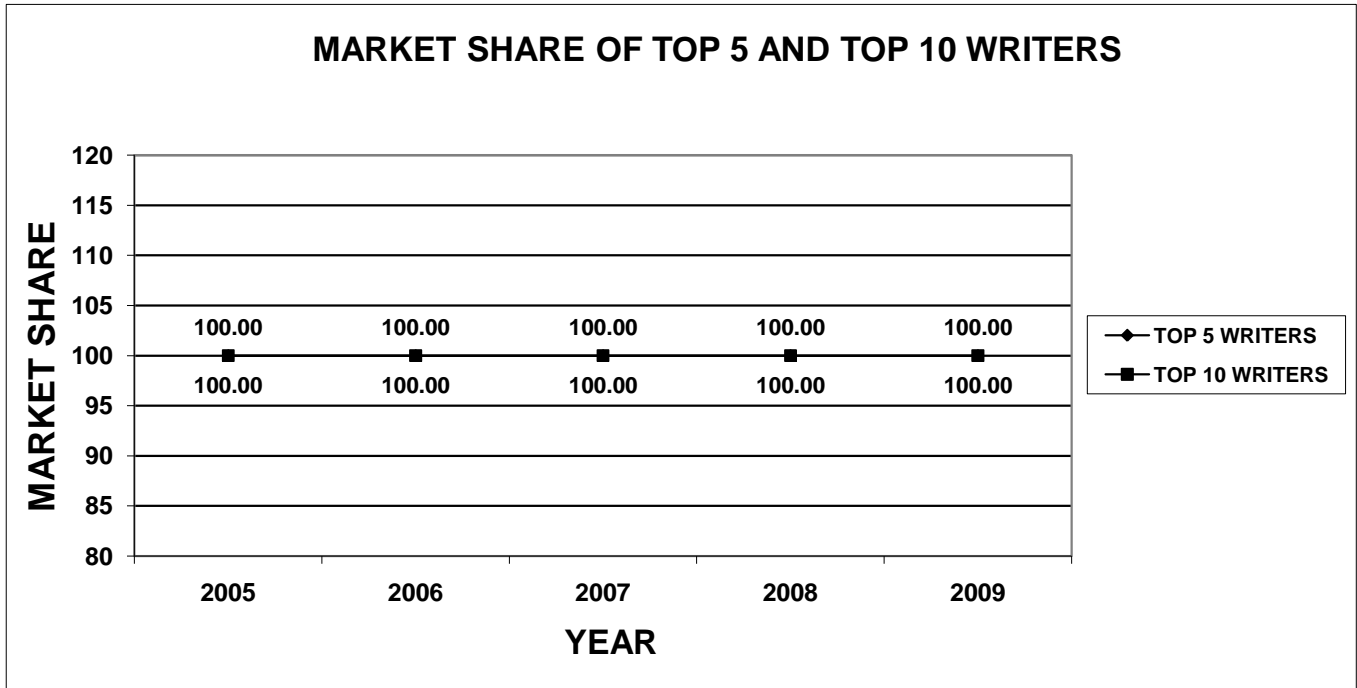
5 YEAR LOSS RATIO



**2009 PROPERTY/CASUALTY INSURANCE
TOTALS BY LINE OF BUSINESS - MEDICAL MALPRACTICE LIABILITY (Nurses)**

OBS	COMPANY NAME	MARKET SHARE	DIRECT PREMIUMS WRITTEN	DIRECT PREMIUMS EARNED	DIRECT LOSSES PAID	DIRECT LOSSES INCURRED	LOSS RATIO
1	PROASSURANCE INDEMNITY COMPANY INC	73.52%	\$227,710	\$234,697	\$0	\$207,009	88.20%
2	STATE FARM FIRE AND CASUALTY COMPANY	25.46%	\$78,851	\$79,160	\$0	\$0	0.00%
3	CINCINNATI INSURANCE COMPANY THE	1.03%	\$3,181	\$3,460	\$0	\$0	0.00%
TOTAL		100.00%	\$309,742	\$317,317	\$0	\$207,009	65.24%

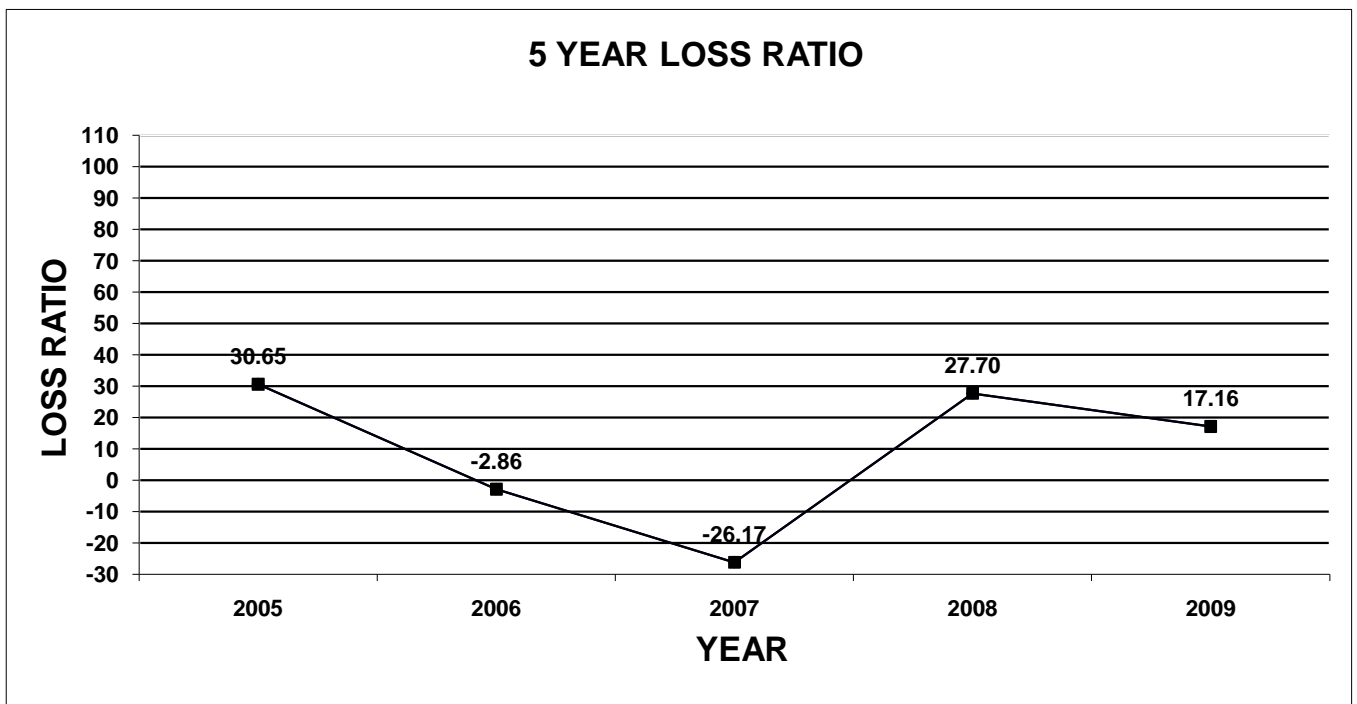
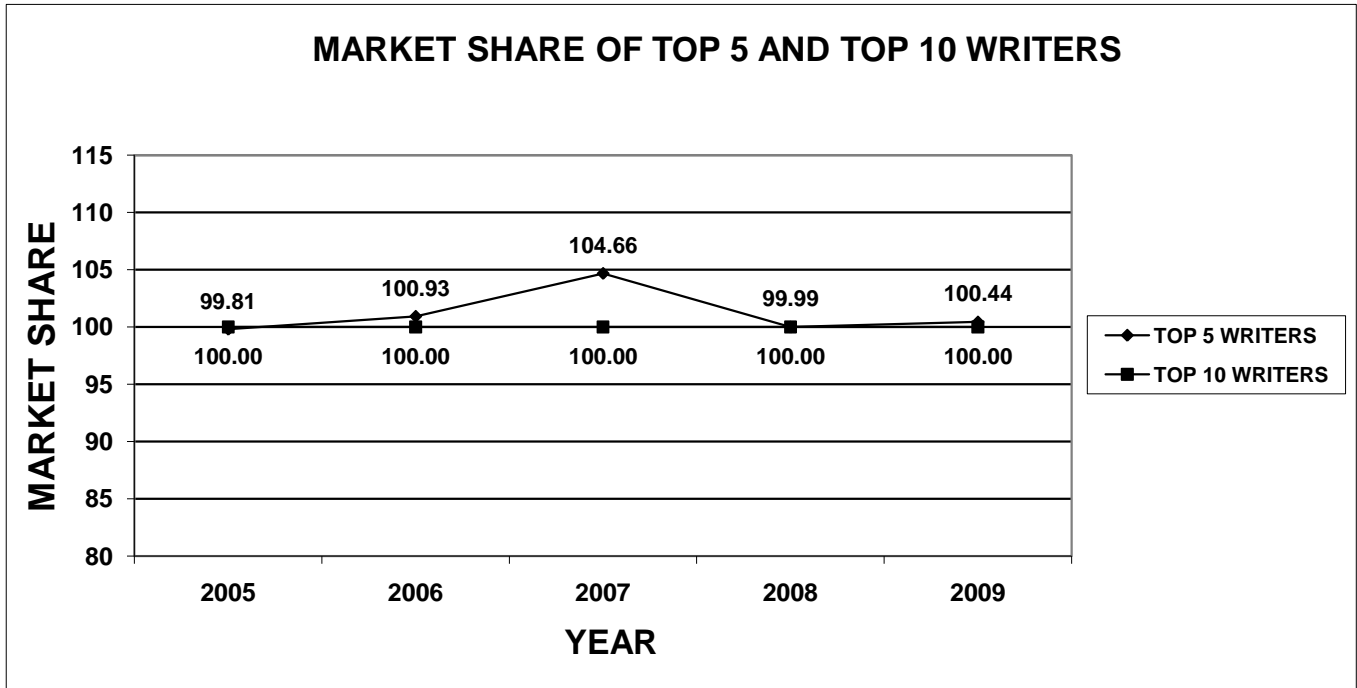
**MISSOURI MEDICAL MALPRACTICE LIABILITY INSURANCE
(Nurses)**



**2009 PROPERTY/CASUALTY INSURANCE
TOTALS BY LINE OF BUSINESS - MEDICAL MALPRACTICE LIABILITY (Hospitals)**

OBS	COMPANY NAME	MARKET SHARE	DIRECT PREMIUMS WRITTEN	DIRECT PREMIUMS EARNED	DIRECT LOSSES PAID	DIRECT LOSSES INCURRED	LOSS RATIO
1	MISSOURI HOSPITAL PLAN	98.15%	\$26,009,839	\$26,858,077	\$6,856,427	\$5,113,971	19.04%
2	PROASSURANCE INDEMNITY COMPANY INC	1.74%	\$462,192	\$448,259	\$0	-\$109,098	-24.34%
3	AMERICAN ALTERNATIVE INSURANCE CORPORATIC	0.41%	\$108,508	\$87,247	\$515,000	-\$152,253	-174.51%
4	NATIONAL UNION FIRE INSURANCE COMPANY OF PI	0.08%	\$22,278	\$18,693	\$0	\$14,994	80.21%
5	CONTINENTAL CASUALTY COMPANY	0.05%	\$13,854	\$11,766	\$86,000	-\$399,946	-3399.17%
6	ACE AMERICAN INSURANCE COMPANY	0.01%	\$2,849	\$2,849	\$0	-\$133	-4.67%
7	ACE FIRE UNDERWRITERS INSURANCE COMPANY	0.00%	\$0	\$0	\$0	-\$390	N/A
8	AMERICAN CASUALTY COMPANY OF READING PENN	0.00%	\$0	\$0	\$0	-\$9,845	N/A
9	AMERICAN ECONOMY INSURANCE COMPANY	0.00%	\$0	\$0	\$0	-\$2,178	N/A
10	AMERICAN STATES INSURANCE COMPANY	0.00%	\$0	\$0	\$0	-\$569	N/A
11	BANKERS STANDARD INSURANCE COMPANY	0.00%	\$0	\$0	\$0	-\$34	N/A
12	CHICAGO INSURANCE COMPANY	0.00%	\$0	\$0	\$129,000	-\$1,073,539	N/A
13	CINCINNATI INSURANCE COMPANY THE	0.00%	\$0	\$0	\$0	-\$74,655	N/A
14	FIREMANS FUND INSURANCE COMPANY	0.00%	\$0	\$0	\$0	\$0	N/A
15	FIRST SPECIALTY INSURANCE CORPORATION	0.00%	\$0	\$0	\$0	-\$90,748	N/A
16	INSURANCE COMPANY OF NORTH AMERICA	0.00%	\$0	\$0	\$0	-\$38	N/A
17	MEDICAL PROTECTIVE COMPANY	0.00%	\$0	\$0	\$0	-\$21,000	N/A
18	NORTH RIVER INSURANCE COMPANY THE	0.00%	\$0	\$0	\$0	-\$42	N/A
19	PACIFIC EMPLOYERS INSURANCE COMPANY	0.00%	\$0	\$0	\$0	-\$64	N/A
20	ST PAUL FIRE & MARINE INSURANCE COMPANY	0.00%	\$0	\$0	\$0	\$36,527	N/A
21	STANDARD FIRE INSURANCE COMPANY	0.00%	\$0	\$0	\$0	\$501	N/A
22	TIG INSURANCE COMPANY	0.00%	\$0	\$0	\$0	\$175,259	N/A
23	TRAVELERS CASUALTY AND SURETY COMPANY	0.00%	\$0	\$0	\$0	\$10,977	N/A
24	TRAVELERS PROPERTY CASUALTY COMPANY OF A	0.00%	\$0	\$0	\$0	-\$282	N/A
25	UNITED STATES FIRE INSURANCE COMPANY	0.00%	\$0	\$0	\$0	-\$484	N/A
26	ZURICH AMERICAN INSURANCE COMPANY	0.00%	\$0	-\$3,427	\$0	-\$131,720	3843.59%
27	HEALTH CARE INDEMNITY INC	-0.45%	-\$118,677	\$527,661	\$5,324,250	\$1,512,346	286.61%
TOTAL		100.00%	\$26,500,843	\$27,951,125	\$12,910,677	\$4,797,557	17.16%

MISSOURI MEDICAL MALPRACTICE LIABILITY INSURANCE (Hospitals)

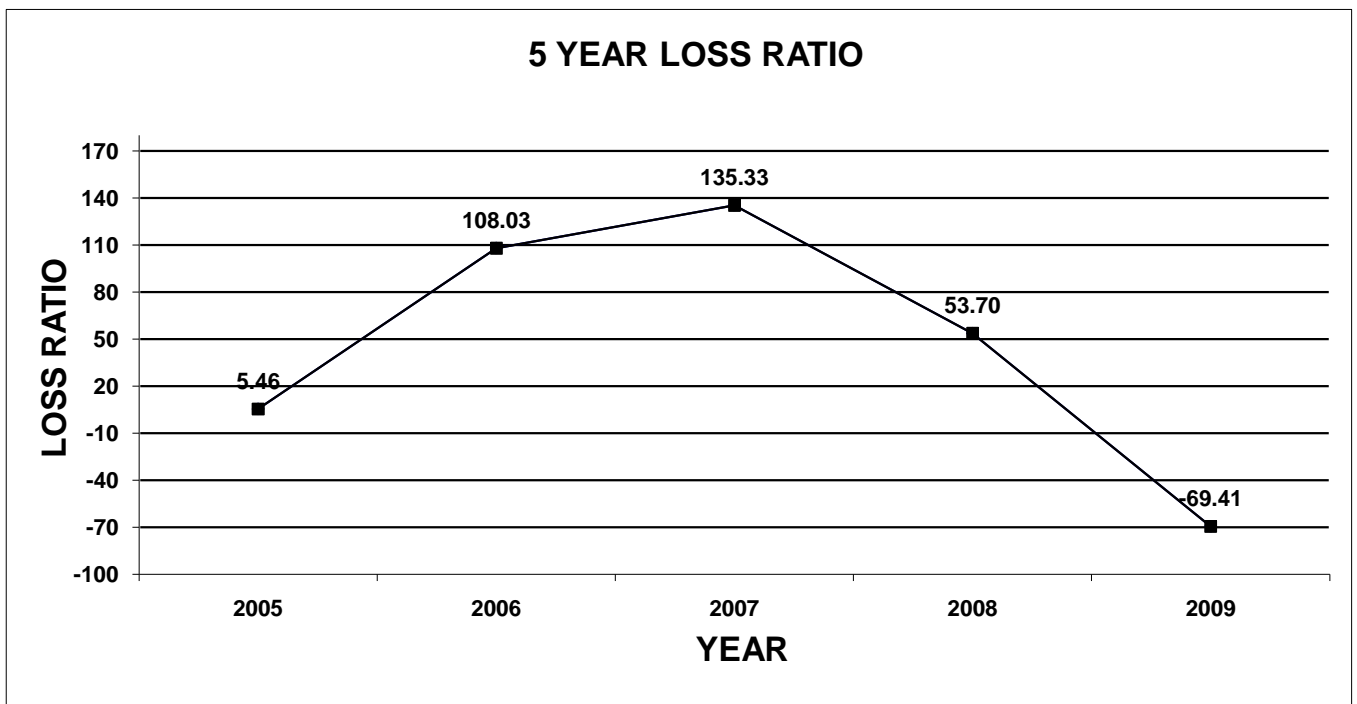
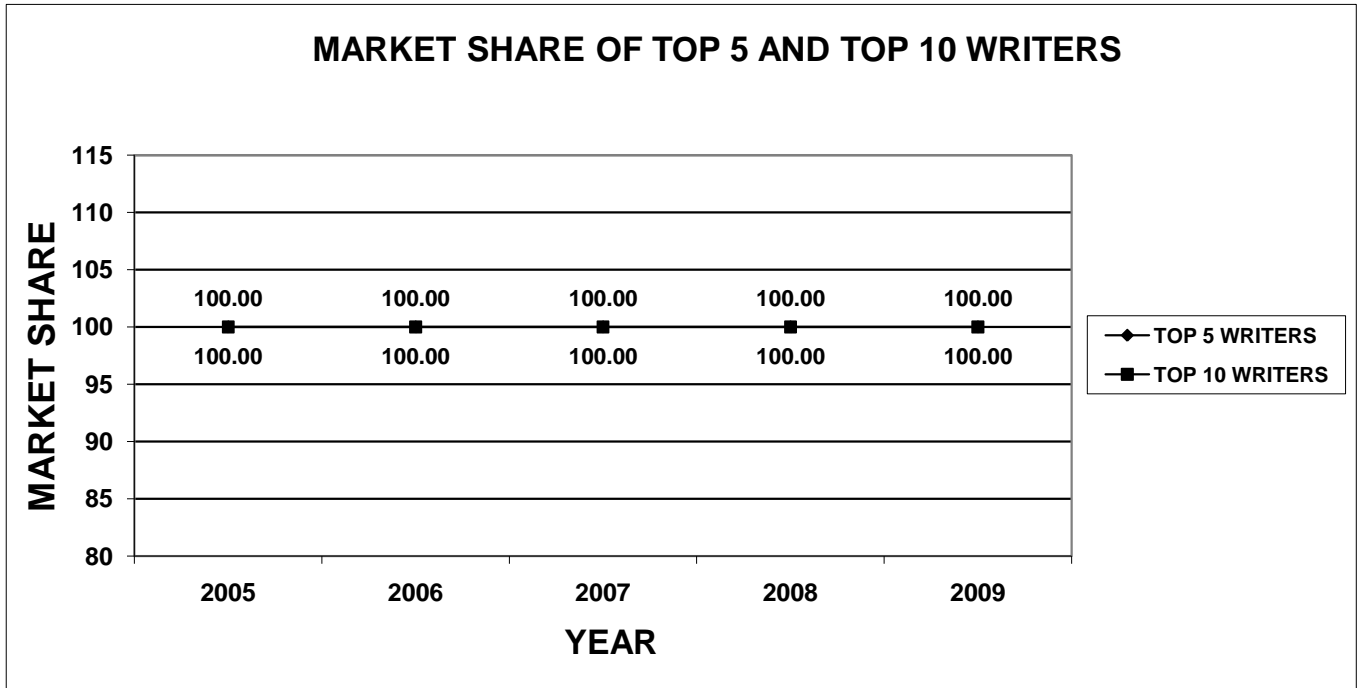


2009 PROPERTY/CASUALTY INSURANCE

TOTALS BY LINE OF BUSINESS - MEDICAL MALPRACTICE LIABILITY (Managed Care Organizations Errors & Omissions)

OBS	COMPANY NAME	MARKET SHARE	DIRECT PREMIUMS WRITTEN	DIRECT PREMIUMS EARNED	DIRECT LOSSES PAID	DIRECT LOSSES INCURRED	LOSS RATIO
1	MEDICAL LIABILITY ALLIANCE	100.00%	\$480,510	\$444,467	\$0	-\$149,458	-33.63%
2	CINCINNATI INSURANCE COMPANY THE	0.00%	\$0	\$0	\$0	-\$159,056	N/A
TOTAL		100.00%	\$480,510	\$444,467	\$0	-\$308,514	-69.41%

**MISSOURI MEDICAL MALPRACTICE LIABILITY INSURANCE
(Managed Care Organizations Errors & Omissions)**

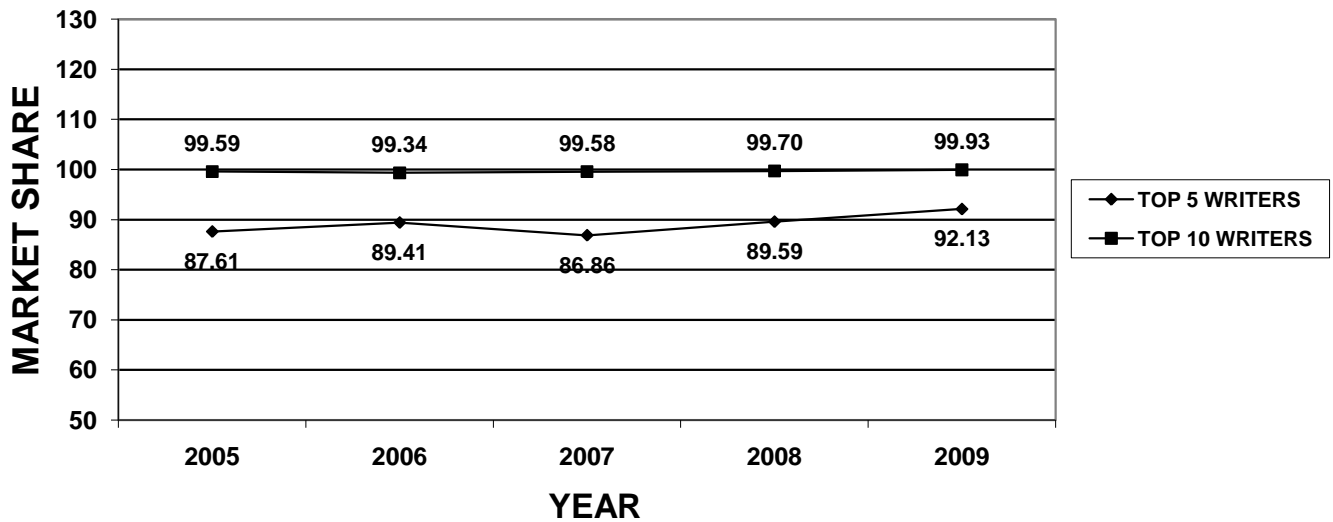


**2009 PROPERTY/CASUALTY INSURANCE
TOTALS BY LINE OF BUSINESS - MEDICAL MALPRACTICE LIABILITY (Other)**

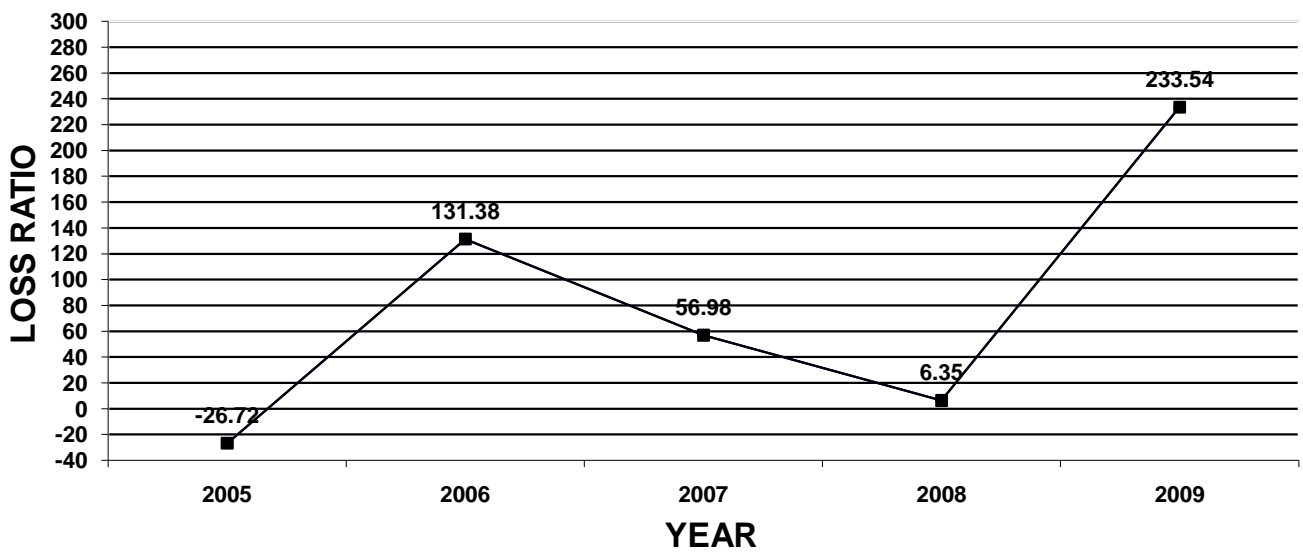
OBS	COMPANY NAME	MARKET SHARE	DIRECT PREMIUMS WRITTEN	DIRECT PREMIUMS EARNED	DIRECT LOSSES PAID	DIRECT LOSSES INCURRED	LOSS RATIO
1	AMERICAN CASUALTY COMPANY OF READING PENN	40.98%	\$3,023,628	\$3,063,704	\$162,445	\$563,957	18.41%
2	NCMIC INSURANCE COMPANY	18.64%	\$1,375,244	\$1,369,576	\$397,000	\$257,038	18.77%
3	ACE AMERICAN INSURANCE COMPANY	13.88%	\$1,023,871	\$858,659	\$575,000	\$306,692	35.72%
4	CHICAGO INSURANCE COMPANY	12.33%	\$909,545	\$894,733	\$10,000	\$1,217,091	136.03%
5	PHARMACISTS MUTUAL INSURANCE COMPANY	6.32%	\$466,113	\$434,235	\$2,202	\$55,990	12.89%
6	CHURCH MUTUAL INSURANCE COMPANY	4.51%	\$332,871	\$336,828	\$0	-\$31,685	-9.41%
7	CINCINNATI INSURANCE COMPANY THE	1.89%	\$139,742	\$222,852	-\$844	-\$226,475	-101.63%
8	CONTINENTAL CASUALTY COMPANY	0.67%	\$49,492	\$46,723	\$29,710	\$18,661	39.94%
9	GALEN INSURANCE COMPANY	0.44%	\$32,392	\$16,140	\$0	\$0	0.00%
10	EMPIRE FIRE AND MARINE INSURANCE CO	0.28%	\$20,890	\$14,641	\$0	\$2,547	17.40%
11	AMERICAN INSURANCE COMPANY THE	0.03%	\$2,174	\$5,032	\$7,971	\$4,652	92.45%
12	ZURICH AMERICAN INSURANCE COMPANY	0.02%	\$1,620	\$1,620	\$0	\$0	0.00%
13	NATIONAL UNION FIRE INSURANCE COMPANY OF PI	0.02%	\$1,354	\$1,348	\$0	\$2,107	156.31%
14	ACE FIRE UNDERWRITERS INSURANCE COMPANY	0.00%	\$0	\$0	\$0	\$3,676	N/A
15	AMCO INSURANCE COMPANY	0.00%	\$0	\$0	\$0	\$5,313	N/A
16	AMERICAN AUTOMOBILE INSURANCE COMPANY	0.00%	\$0	\$0	\$0	\$18	N/A
17	AMERICAN MOTORISTS INSURANCE COMPANY	0.00%	\$0	\$0	\$0	\$0	N/A
18	ASSOCIATED INDEMNITY CORPORATION	0.00%	\$0	\$0	\$0	-\$28	N/A
19	BANKERS STANDARD INSURANCE COMPANY	0.00%	\$0	\$0	\$0	-\$986	N/A
20	CONTINENTAL INSURANCE COMPANY THE	0.00%	\$0	\$0	\$0	-\$400,668	N/A
21	EXECUTIVE RISK INDEMNITY INC	0.00%	\$0	\$0	\$15,000,000	\$14,606,158	N/A
22	FIREMANS FUND INSURANCE COMPANY	0.00%	\$0	\$0	\$0	\$62,016	N/A
23	GULF UNDERWRITERS INSURANCE COMPANY	0.00%	\$0	\$0	\$0	\$33	N/A
24	INSURANCE COMPANY OF NORTH AMERICA	0.00%	\$0	\$0	\$0	-\$140	N/A
25	LUMBERMENS MUTUAL CASUALTY COMPANY	0.00%	\$0	\$0	\$0	-\$3	N/A
26	MID CENTURY INSURANCE COMPANY	0.00%	\$0	\$0	\$0	\$886	N/A
27	NATIONAL CASUALTY COMPANY	0.00%	\$0	\$5,396	\$0	\$6,096	112.97%
28	NATIONAL FIRE INSURANCE COMPANY OF HARTFOI	0.00%	\$0	\$0	\$0	-\$5,026	N/A
29	NATIONAL SURETY CORPORATION	0.00%	\$0	\$0	\$0	-\$27	N/A
30	NORTH RIVER INSURANCE COMPANY THE	0.00%	\$0	\$0	\$0	-\$2	N/A
31	PACIFIC EMPLOYERS INSURANCE COMPANY	0.00%	\$0	\$0	\$0	-\$248	N/A
32	ST PAUL FIRE & MARINE INSURANCE COMPANY	0.00%	\$0	\$0	\$0	\$34,343	N/A
33	ST PAUL GUARDIAN INSURANCE COMPANY	0.00%	\$0	\$0	\$0	\$2	N/A
34	ST PAUL MERCURY INSURANCE COMPANY	0.00%	\$0	\$0	\$0	\$12,237	N/A
35	STANDARD FIRE INSURANCE COMPANY	0.00%	\$0	\$0	\$0	\$0	N/A
36	TIG INDEMNITY COMPANY	0.00%	\$0	\$0	\$0	-\$2,389	N/A
37	TIG INSURANCE COMPANY	0.00%	\$0	\$0	\$0	\$609,393	N/A
38	TRAVELERS CASUALTY AND SURETY COMPANY	0.00%	\$0	\$0	\$0	\$0	N/A
39	TRAVELERS INDEMNITY COMPANY	0.00%	\$0	\$0	\$0	-\$99,711	N/A
40	TRAVELERS PROPERTY CASUALTY COMPANY OF A	0.00%	\$0	\$0	\$0	-\$33	N/A
41	TRUCK INSURANCE EXCHANGE	0.00%	\$0	\$0	\$0	-\$869	N/A
42	UNITED STATES FIRE INSURANCE COMPANY	0.00%	\$0	\$0	\$0	-\$65	N/A
43	WESTCHESTER FIRE INSURANCE COMPANY	0.00%	\$0	\$0	\$0	\$8	N/A
44	WESTPORT INSURANCE CORPORATION	0.00%	\$0	\$0	\$0	-\$18,647	N/A
TOTAL		100.00%	\$7,378,936	\$7,271,487	\$16,183,484	\$16,981,912	233.54%

**MISSOURI MEDICAL MALPRACTICE LIABILITY INSURANCE
(Other)**

MARKET SHARE OF TOP 5 AND TOP 10 WRITERS



5 YEAR LOSS RATIO



**2009 PROPERTY/CASUALTY INSURANCE
TOTALS BY LINE OF BUSINESS - EARTHQUAKE**

OBS	COMPANY NAME	MARKET SHARE	DIRECT PREMIUMS WRITTEN	DIRECT PREMIUMS EARNED	DIRECT LOSSES PAID	DIRECT LOSSES INCURRED	LOSS RATIO
1	STATE FARM FIRE AND CASUALTY COMPANY	24.90%	\$22,124,433	\$21,721,733	\$1,590	\$1,590	0.01%
2	AMERICAN FAMILY MUTUAL INSURANCE COMPANY	9.62%	\$8,550,697	\$8,520,840	\$0	\$3,000	0.04%
3	SHELTER MUTUAL INSURANCE COMPANY	6.13%	\$5,444,780	\$5,477,683	\$525	\$4,725	0.09%
4	AUTO CLUB FAMILY INSURANCE COMPANY	3.78%	\$3,362,670	\$3,116,102	\$0	\$0	0.00%
5	STANDARD FIRE INSURANCE COMPANY	3.67%	\$3,258,092	\$3,425,065	\$0	\$97	0.00%
6	SAFECO INSURANCE COMPANY OF AMERICA	2.92%	\$2,590,866	\$2,465,547	\$0	\$172	0.01%
7	TRAVELERS HOME AND MARINE INSURANCE COMPANY TH	2.86%	\$2,537,140	\$2,110,674	\$0	\$33	0.00%
8	LIBERTY MUTUAL FIRE INSURANCE COMPANY	2.22%	\$1,968,094	\$1,993,713	\$0	\$200	0.01%
9	AMERICAN AUTOMOBILE INSURANCE COMPANY	1.99%	\$1,764,783	\$1,874,722	\$0	\$30,092	1.61%
10	WESTCHESTER FIRE INSURANCE COMPANY	1.77%	\$1,575,535	\$1,567,446	\$0	\$0	0.00%
11	NATIONWIDE AFFINITY INSURANCE COMPANY OF AMERICA	1.53%	\$1,361,481	\$1,058,405	\$32	-\$61	-0.01%
12	STATE AUTO PROPERTY & CASUALTY INSURANCE COMPAN	1.49%	\$1,319,804	\$1,257,680	\$0	\$0	0.00%
13	GREAT NORTHERN INSURANCE COMPANY	1.41%	\$1,256,540	\$1,311,530	\$0	\$0	0.00%
14	AMCO INSURANCE COMPANY	1.39%	\$1,238,081	\$1,315,541	\$0	-\$1,565	-0.12%
15	MID CENTURY INSURANCE COMPANY	1.30%	\$1,153,699	\$1,258,922	\$0	\$629	0.05%
16	UNITED SERVICES AUTOMOBILE ASSOCIATION	1.30%	\$1,151,139	\$1,183,812	\$0	-\$549	-0.05%
17	FARMERS INSURANCE EXCHANGE	1.26%	\$1,118,124	\$993,646	\$0	-\$386	-0.04%
18	MIDWESTERN INDEMNITY COMPANY THE	1.26%	\$1,115,008	\$1,228,542	\$0	\$0	0.00%
19	TRAVELERS INDEMNITY COMPANY	1.15%	\$1,020,279	\$955,042	\$0	-\$1,610	-0.17%
20	ELECTRIC INSURANCE COMPANY	1.09%	\$965,050	\$780,125	\$0	\$0	0.00%
21	AMERICAN NATIONAL PROPERTY & CASUALTY COMPANY	0.95%	\$843,245	\$843,695	\$0	\$0	0.00%
22	INSURANCE COMPANY OF THE WEST	0.93%	\$826,871	\$878,623	\$0	\$0	0.00%
23	NATIONAL SURETY CORPORATION	0.90%	\$796,048	\$575,605	\$0	\$15,187	2.64%
24	ALLIANZ GLOBAL RISKS US INSURANCE COMPANY	0.85%	\$752,242	\$752,227	\$0	\$6,824	0.91%
25	21ST CENTURY NORTH AMERICA INSURANCE COMPANY	0.82%	\$732,520	\$785,901	\$0	\$418	0.05%
26	MARKEL INSURANCE COMPANY	0.82%	\$730,014	\$1,265,196	\$0	\$17,214	1.36%
27	WESTPORT INSURANCE CORPORATION	0.80%	\$710,009	\$716,070	\$0	\$225	0.03%
28	NETHERLANDS INSURANCE COMPANY THE	0.74%	\$657,835	\$712,219	\$0	\$0	0.00%
29	FIRE INSURANCE EXCHANGE	0.67%	\$596,026	\$680,797	\$0	\$0	0.00%
30	ZURICH AMERICAN INSURANCE COMPANY	0.67%	\$594,390	\$475,897	\$0	\$3,423	0.72%
31	COLUMBIA NATIONAL INSURANCE COMPANY	0.60%	\$536,778	\$537,384	\$0	\$0	0.00%
32	CHURCH MUTUAL INSURANCE COMPANY	0.59%	\$520,349	\$508,278	\$0	\$0	0.00%
33	USAA CASUALTY INSURANCE COMPANY	0.56%	\$500,856	\$499,945	\$0	-\$2,022	-0.40%
34	LITITZ MUTUAL INSURANCE COMPANY	0.52%	\$465,582	\$465,582	\$0	\$6	0.00%
35	COUNTRY MUTUAL INSURANCE COMPANY	0.52%	\$460,229	\$442,169	\$0	-\$2,693	-0.61%
36	TRAVELERS PROPERTY CASUALTY COMPANY OF AMERICA	0.50%	\$444,040	\$415,353	\$0	\$8,673	2.09%
37	ECONOMY PREMIER ASSURANCE COMPANY	0.50%	\$440,136	\$467,592	\$0	-\$20,818	-4.45%
38	OWNERS INSURANCE COMPANY	0.48%	\$426,133	\$384,443	\$0	-\$136	-0.04%
39	AUTO OWNERS INSURANCE COMPANY	0.46%	\$410,741	\$405,755	\$0	-\$150	-0.04%
40	FIREMANS FUND INSURANCE COMPANY	0.46%	\$404,557	\$428,394	\$0	\$8,647	2.02%
41	PROPERTY & CASUALTY INSURANCE COMPANY OF HARTF	0.42%	\$376,215	\$357,241	\$0	-\$1	0.00%
42	DEPOSITORS INSURANCE COMPANY	0.39%	\$345,650	\$391,959	\$0	-\$313	-0.08%
43	COLUMBIA MUTUAL INSURANCE COMPANY	0.37%	\$331,859	\$339,817	\$0	\$0	0.00%
44	AUTOMOBILE INS CO OF HARTFORD CT	0.37%	\$324,923	\$344,568	\$0	\$10	0.00%
45	ALLIED PROPERTY & CASUALTY INSURANCE COMPANY	0.36%	\$321,970	\$333,479	\$0	-\$386	-0.12%
46	PACIFIC INDEMNITY COMPANY	0.35%	\$312,048	\$334,859	\$0	\$0	0.00%
47	HARTFORD UNDERWRITERS INSURANCE COMPANY	0.34%	\$303,451	\$317,065	\$0	\$0	0.00%
48	VIGILANT INSURANCE COMPANY	0.34%	\$299,010	\$334,279	\$0	\$0	0.00%
49	HAWKEYE SECURITY INSURANCE COMPANY	0.34%	\$298,328	\$309,459	\$0	\$0	0.00%
50	CHUBB NATIONAL INSURANCE COMPANY	0.33%	\$290,723	\$250,262	\$0	\$0	0.00%
51	GUIDEONE ELITE INSURANCE COMPANY	0.29%	\$253,583	\$242,779	\$0	\$178	0.07%
52	PEERLESS INDEMNITY INSURANCE COMPANY	0.28%	\$251,210	\$202,491	\$0	\$0	0.00%
53	METROPOLITAN PROPERTY & CASUALTY INSURANCE COM	0.27%	\$237,390	\$241,370	\$0	-\$14,350	-5.95%
54	NATIONAL UNION FIRE INSURANCE COMPANY OF PITTSBU	0.26%	\$232,150	\$72,473	\$0	\$0	0.00%
55	UNITED FIRE AND CASUALTY COMPANY	0.25%	\$221,083	\$237,494	\$0	-\$2,000	-0.84%
56	PEERLESS INSURANCE COMPANY	0.24%	\$215,091	\$218,505	\$0	\$0	0.00%
57	UNITRIN PREFERRED INSURANCE COMPANY	0.24%	\$211,334	\$214,932	\$0	\$930	0.43%
58	SENTINEL INSURANCE COMPANY LTD	0.22%	\$199,755	\$171,857	\$0	\$0	0.00%
59	PHARMACISTS MUTUAL INSURANCE COMPANY	0.22%	\$198,333	\$213,701	\$0	\$0	0.00%
60	XL INSURANCE AMERICA INC	0.22%	\$194,821	\$178,835	\$0	-\$1,006	-0.56%

**2009 PROPERTY/CASUALTY INSURANCE
TOTALS BY LINE OF BUSINESS - EARTHQUAKE**

OBS	COMPANY NAME	MARKET SHARE	DIRECT PREMIUMS WRITTEN	DIRECT PREMIUMS EARNED	DIRECT LOSSES PAID	DIRECT LOSSES INCURRED	LOSS RATIO
61	FIDELITY NATIONAL INSURANCE COMPANY	0.22%	\$194,417	\$164,894	\$0	\$0	0.00%
62	AXIS INSURANCE COMPANY	0.21%	\$189,641	\$211,942	\$0	\$4,080	1.93%
63	AMERICAN ECONOMY INSURANCE COMPANY	0.20%	\$181,760	\$206,883	\$0	-\$11,027	-5.33%
64	AMICA MUTUAL INSURANCE COMPANY	0.20%	\$178,465	\$178,180	\$0	\$0	0.00%
65	SECURA INSURANCE A MUTUAL COMPANY	0.20%	\$173,287	\$216,258	\$0	-\$3,902	-1.80%
66	NATIONWIDE INSURANCE COMPANY OF AMERICA	0.19%	\$168,738	\$148,176	\$4	\$95	0.06%
67	ONEBEACON AMERICA INSURANCE COMPANY	0.19%	\$167,047	\$171,775	\$0	\$0	0.00%
68	SENTRY INSURANCE A MUTUAL COMPANY	0.19%	\$166,978	\$125,158	\$0	\$2,293	1.83%
69	GRANITE STATE INSURANCE COMPANY	0.18%	\$162,936	\$163,129	\$0	\$0	0.00%
70	LIBERTY INSURANCE CORPORATION	0.18%	\$162,202	\$60,647	\$0	\$9	0.01%
71	AMERICAN GUARANTEE & LIABILITY INSURANCE COMPANY	0.17%	\$155,406	\$143,108	\$0	\$6,967	4.87%
72	EMPLOYERS FIRE INSURANCE COMPANY	0.17%	\$149,465	\$158,096	\$0	\$0	0.00%
73	BROTHERHOOD MUTUAL INSURANCE CO	0.17%	\$148,428	\$140,823	\$0	\$0	0.00%
74	GUIDEONE MUTUAL INSURANCE COMPANY	0.16%	\$146,267	\$122,494	\$0	\$1,908	1.56%
75	BANKERS STANDARD INSURANCE COMPANY	0.16%	\$138,196	\$106,348	\$0	\$5,368	5.05%
76	WEST AMERICAN INSURANCE COMPANY	0.15%	\$136,875	\$147,608	\$0	\$0	0.00%
77	CHARTIS PROPERTY CASUALTY COMPANY	0.15%	\$132,440	\$13,251	\$0	\$0	0.00%
78	GRINNELL MUTUAL REINSURANCE COMPANY	0.15%	\$131,313	\$109,329	\$0	\$0	0.00%
79	SECURA SUPREME INSURANCE COMPANY	0.15%	\$130,193	\$131,582	\$0	-\$1,644	-1.25%
80	HOMESITE INDEMNITY COMPANY	0.15%	\$129,165	\$76,311	\$0	\$0	0.00%
81	FEDERAL INSURANCE COMPANY	0.15%	\$128,915	\$125,736	\$0	\$0	0.00%
82	CINCINNATI INSURANCE COMPANY THE	0.14%	\$126,349	\$116,219	\$0	\$0	0.00%
83	AMERICAN INSURANCE COMPANY THE	0.14%	\$124,502	\$132,045	\$0	\$3,306	2.50%
84	ARCH INSURANCE COMPANY	0.13%	\$118,007	\$118,688	\$0	\$0	0.00%
85	SELECTIVE INSURANCE COMPANY OF SOUTH CAROLINA	0.12%	\$110,304	\$132,929	\$0	\$0	0.00%
86	ADDISON INSURANCE COMPANY	0.11%	\$98,567	\$95,217	\$0	\$1,000	1.05%
87	NATIONWIDE MUTUAL INSURANCE COMPANY	0.11%	\$95,915	\$108,586	-\$7	\$454	0.42%
88	TRAVELERS INDEMNITY COMPANY OF AMERICA	0.11%	\$95,121	\$91,807	\$0	\$5,284	5.76%
89	IDS PROPERTY CASUALTY INSURANCE COMPANY	0.11%	\$93,417	\$84,638	\$0	\$0	0.00%
90	FEDERATED MUTUAL INSURANCE COMPANY	0.10%	\$92,574	\$95,533	\$0	\$0	0.00%
91	AMERICAN STATES INSURANCE COMPANY	0.10%	\$90,004	\$93,610	\$0	-\$2,714	-2.90%
92	FOREMOST INSURANCE COMPANY	0.10%	\$89,226	\$86,561	\$0	\$0	0.00%
93	AMERICAN ZURICH INSURANCE COMPANY	0.10%	\$84,612	\$76,719	\$0	\$437	0.57%
94	ACE FIRE UNDERWRITERS INSURANCE COMPANY	0.09%	\$81,455	\$74,633	\$0	\$0	0.00%
95	MILLERS FIRST INSURANCE COMPANY	0.09%	\$80,703	\$80,666	\$0	-\$2,045	-2.54%
96	AMERICAN FIRE & CASUALTY COMPANY	0.09%	\$80,193	\$82,026	\$0	\$0	0.00%
97	UNIVERSAL UNDERWRITERS INS CO	0.08%	\$74,190	\$130,556	\$0	\$6,926	5.31%
98	GUIDEONE SPECIALTY MUTUAL INSURANCE COMPANY	0.08%	\$72,067	\$81,656	\$0	-\$882	-1.08%
99	EMCASCO INSURANCE COMPANY	0.08%	\$70,337	\$57,054	\$0	\$0	0.00%
100	TEACHERS INSURANCE COMPANY	0.07%	\$61,233	\$56,455	\$0	\$0	0.00%
101	NATIONAL FARMERS UNION PROPERTY & CASUALTY COMI	0.07%	\$60,682	\$60,619	\$0	\$0	0.00%
102	VERLAN FIRE INSURANCE COMPANY	0.07%	\$60,253	\$51,474	\$0	\$0	0.00%
103	EMPLOYERS MUTUAL CASUALTY COMPANY	0.07%	\$60,128	\$70,873	\$0	\$0	0.00%
104	MILLERS CLASSIFIED INSURANCE COMPANY	0.07%	\$60,100	\$61,477	\$0	-\$144	-0.23%
105	ALLIANCE INSURANCE COMPANY INC	0.07%	\$58,677	\$61,529	\$0	\$0	0.00%
106	STATE AUTOMOBILE MUTUAL INSURANCE COMPANY	0.06%	\$57,115	\$44,039	\$0	\$0	0.00%
107	ACE AMERICAN INSURANCE COMPANY	0.06%	\$55,318	\$50,126	\$0	-\$520	-1.04%
108	REGENT INSURANCE COMPANY	0.06%	\$54,665	\$75,534	\$0	\$0	0.00%
109	FOREMOST PROPERTY AND CASUALTY INSURANCE COMP.	0.06%	\$54,328	\$52,202	\$0	\$0	0.00%
110	TRAVELERS PROPERTY CASUALTY INSURANCE COMPANY	0.06%	\$53,860	\$44,954	\$0	\$0	0.00%
111	HARTFORD CASUALTY INSURANCE CO	0.06%	\$53,427	\$60,914	\$0	\$0	0.00%
112	FEDERATED SERVICE INSURANCE COMPANY	0.06%	\$53,020	\$56,611	\$0	\$0	0.00%
113	METROPOLITAN GROUP PROPERTY & CASUALTY INSURAN	0.06%	\$52,637	\$53,911	\$0	-\$3,274	-6.07%
114	KEMPER INDEPENDENCE INSURANCE COMPANY	0.06%	\$51,678	\$58,997	\$0	-\$388	-0.66%
115	MARYLAND CASUALTY COMPANY	0.06%	\$51,350	\$72,768	\$0	-\$239	-0.33%
116	ASSURANCE COMPANY OF AMERICA	0.05%	\$47,965	\$30,128	\$0	\$323	1.07%
117	FARMERS ALLIANCE MUTUAL INSURANCE COMPANY	0.05%	\$45,237	\$46,392	\$0	\$0	0.00%
118	OHIO CASUALTY INSURANCE COMPANY	0.05%	\$42,535	\$46,472	\$0	\$0	0.00%
119	ARMED FORCES INSURANCE EXCHANGE	0.05%	\$40,584	\$39,617	\$0	\$0	0.00%
120	PHOENIX INSURANCE COMPANY THE	0.04%	\$34,058	\$32,011	\$0	\$13,301	41.55%

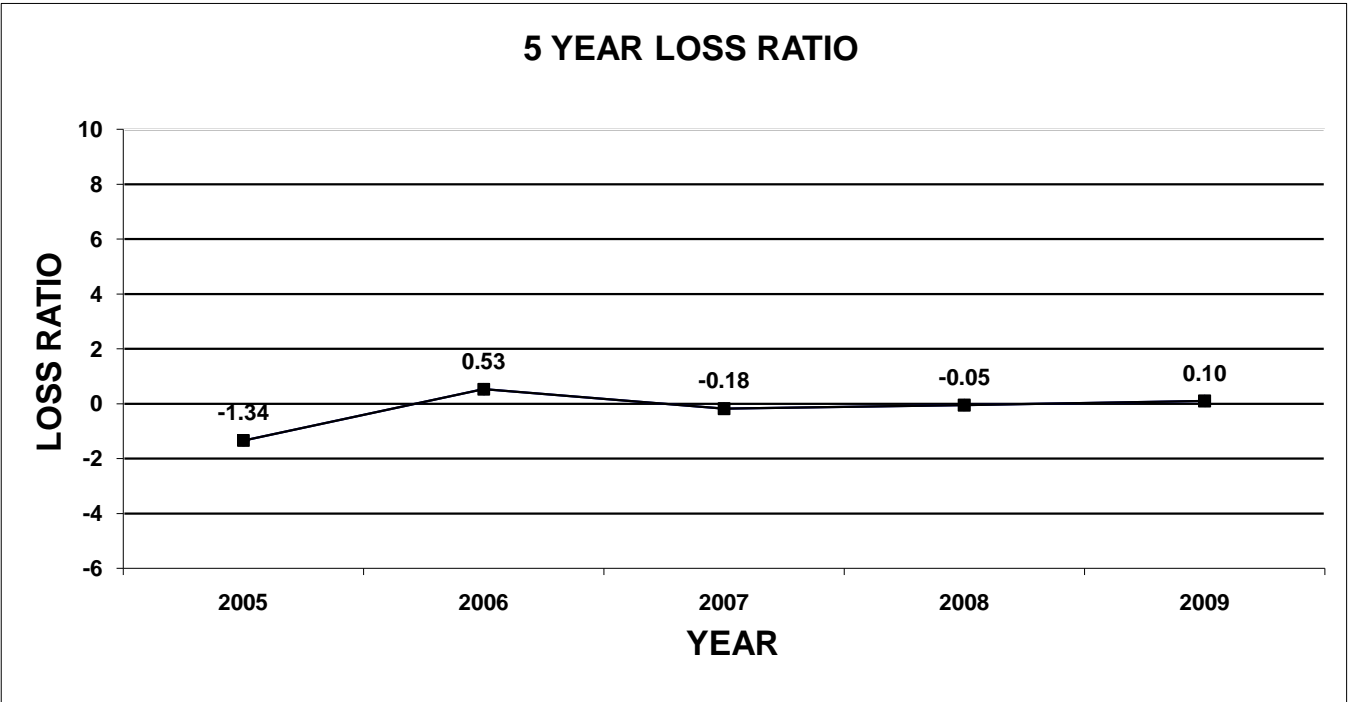
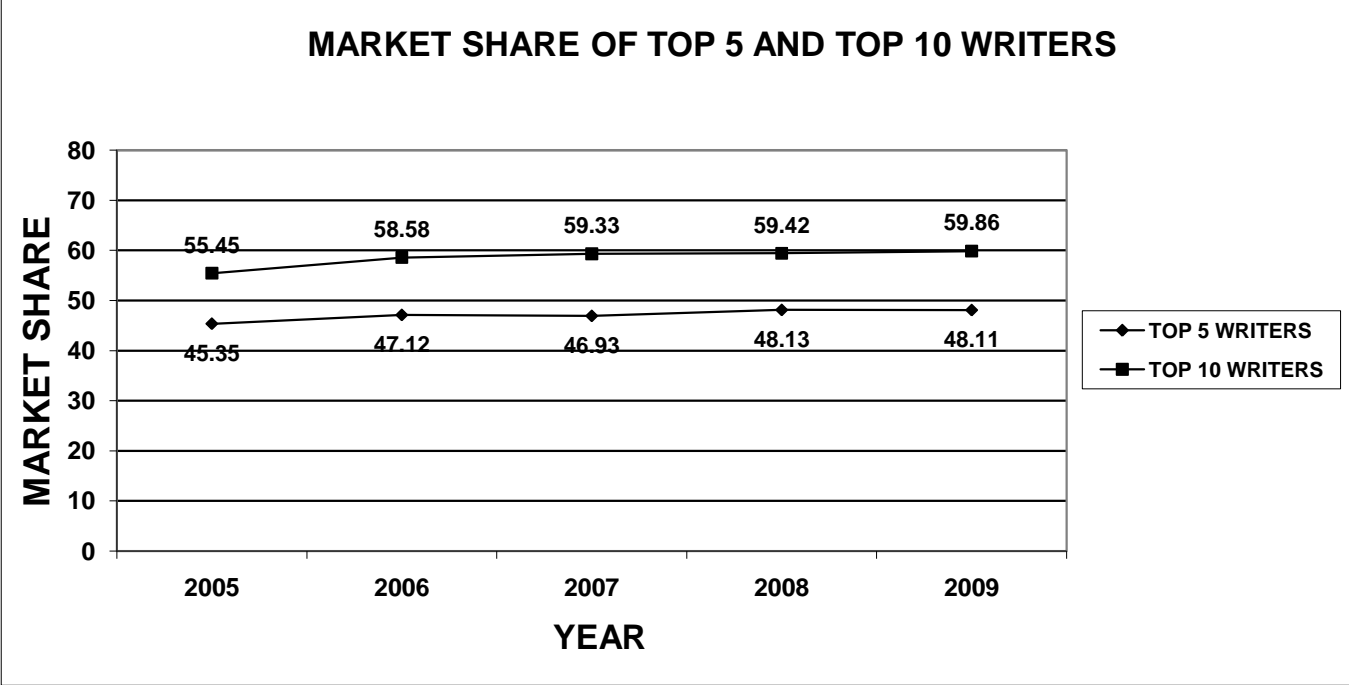
**2009 PROPERTY/CASUALTY INSURANCE
TOTALS BY LINE OF BUSINESS - EARTHQUAKE**

OBS	COMPANY NAME	MARKET SHARE	DIRECT PREMIUMS WRITTEN	DIRECT PREMIUMS EARNED	DIRECT LOSSES PAID	DIRECT LOSSES INCURRED	LOSS RATIO
121	FOREMOST SIGNATURE INSURANCE COMPANY	0.04%	\$31,788	\$30,952	\$0	\$0	0.00%
122	GUIDEONE AMERICA INSURANCE COMPANY	0.04%	\$31,368	\$21,667	\$0	\$911	4.20%
123	UNITED STATES FIRE INSURANCE COMPANY	0.03%	\$29,965	\$78,237	\$0	\$37	0.05%
124	AMERICAN MODERN SELECT INSURANCE COMPANY	0.03%	\$28,770	\$27,293	\$0	\$0	0.00%
125	UNION INSURANCE COMPANY OF PROVIDENCE	0.03%	\$28,019	\$20,082	\$0	\$0	0.00%
126	BEAZLEY INSURANCE COMPANY INC	0.03%	\$27,020	\$20,445	\$0	\$122	0.60%
127	SENTRY SELECT INSURANCE COMPANY	0.03%	\$24,596	\$42,234	\$0	-\$15,848	-37.52%
128	GENERAL INSURANCE COMPANY OF AMERICA	0.03%	\$24,142	\$19,284	\$0	-\$512	-2.66%
129	GENERAL CASUALTY COMPANY OF WISCONSIN	0.03%	\$23,624	\$24,371	\$0	\$0	0.00%
130	AMERICAN NATIONAL GENERAL INSURANCE COMPANY	0.03%	\$23,617	\$21,194	\$0	\$0	0.00%
131	GARRISON PROPERTY AND CASUALTY INSURANCE COMP	0.02%	\$21,759	\$17,994	\$0	\$48	0.27%
132	CONTINENTAL CASUALTY COMPANY	0.02%	\$19,371	\$3,208	\$0	\$2,417	75.34%
133	CALIFORNIA CASUALTY INDEMNITY EXCHANGE	0.02%	\$19,074	\$24,095	\$0	\$0	0.00%
134	NATIONWIDE AGRIBUSINESS INSURANCE COMPANY	0.02%	\$18,368	\$21,659	\$0	-\$21	-0.10%
135	FLORISTS MUTUAL INSURANCE COMPANY	0.02%	\$17,561	\$17,393	\$0	\$0	0.00%
136	UNIVERSAL UNDERWRITERS OF TEXAS INSURANCE COMP	0.02%	\$16,560	\$14,371	\$0	\$485	3.37%
137	FARMLAND MUTUAL INSURANCE COMPANY	0.02%	\$16,528	\$15,328	\$0	-\$34	-0.22%
138	NATIONAL CASUALTY COMPANY	0.02%	\$16,492	\$18,521	\$0	\$0	0.00%
139	TRUCK INSURANCE EXCHANGE	0.02%	\$13,938	\$12,371	\$0	-\$729	-5.89%
140	LUMBERMENS UNDERWRITING ALLIANCE	0.01%	\$12,711	\$17,044	\$0	\$0	0.00%
141	EMPLOYERS INSURANCE COMPANY OF WAUSAU	0.01%	\$12,649	\$12,657	\$0	\$0	0.00%
142	AMERICAN MODERN HOME INSURANCE CO	0.01%	\$12,460	\$13,607	\$0	\$0	0.00%
143	AMTRUST INSURANCE COMPANY OF KANSAS INC	0.01%	\$11,115	\$7,092	\$0	\$0	0.00%
144	FIRST NATIONAL INSURANCE COMPANY OF AMERICA	0.01%	\$11,018	\$12,265	\$0	-\$337	-2.75%
145	TWIN CITY FIRE INSURANCE COMPANY	0.01%	\$9,653	\$10,546	\$0	-\$24	-0.23%
146	HORACE MANN INSURANCE COMPANY	0.01%	\$8,781	\$8,540	\$0	\$0	0.00%
147	CHARTER OAK FIRE INSURANCE CO THE	0.01%	\$8,079	\$5,113	\$0	\$2,085	40.78%
148	CALIFORNIA CASUALTY GENERAL INSURANCE COMPANY C	0.01%	\$7,621	\$1,094	\$0	\$0	0.00%
149	TRAVELERS INDEMNITY COMPANY OF CONNECTICUT	0.01%	\$7,463	\$7,333	\$0	\$2,990	40.77%
150	SHELTER GENERAL INSURANCE COMPANY	0.01%	\$7,027	\$7,534	\$0	\$0	0.00%
151	WESTFIELD INSURANCE COMPANY	0.01%	\$5,763	\$5,389	\$0	\$0	0.00%
152	SECURITY NATIONAL INSURANCE COMPANY	0.01%	\$5,586	\$1,997	\$0	\$0	0.00%
153	SOMPO JAPAN INSURANCE COMPANY OF AMERICA	0.01%	\$5,453	\$5,028	\$0	\$0	0.00%
154	LM INSURANCE CORPORATION	0.01%	\$5,227	\$5,279	\$0	\$0	0.00%
155	USAA GENERAL INDEMNITY COMPANY	0.01%	\$5,024	\$2,798	\$0	\$9	0.32%
156	SHELTER REINSURANCE COMPANY	0.01%	\$5,000	\$5,000	\$0	\$0	0.00%
157	HARTFORD ACCIDENT & INDEMNITY CO	0.01%	\$4,849	\$5,085	\$0	\$0	0.00%
158	MERIDIAN CITIZENS MUTUAL INSURANCE COMPANY	0.01%	\$4,820	\$2,900	\$0	\$0	0.00%
159	SCOTTSDALE INDEMNITY COMPANY	0.01%	\$4,814	\$4,843	\$0	\$0	0.00%
160	AMERICAN HOME ASSURANCE COMPANY	0.00%	\$4,142	\$4,142	\$0	\$0	0.00%
161	NEW HAMPSHIRE INSURANCE COMPANY	0.00%	\$3,792	\$3,550	\$0	\$0	0.00%
162	SELECTIVE INSURANCE COMPANY OF AMERICA	0.00%	\$3,722	\$630	\$0	\$0	0.00%
163	AXIS REINSURANCE COMPANY	0.00%	\$3,564	\$4,765	\$0	-\$17,019	-357.17%
164	ASSOCIATED INDEMNITY CORPORATION	0.00%	\$3,019	\$3,063	\$0	\$597	19.49%
165	WAUSAU BUSINESS INSURANCE COMPANY	0.00%	\$2,760	\$2,892	\$0	\$0	0.00%
166	BALBOA INSURANCE COMPANY	0.00%	\$2,708	-\$26,928	\$0	\$0	0.00%
167	SELECTIVE INSURANCE COMPANY OF THE SOUTHEAST	0.00%	\$2,670	\$3,766	\$0	\$0	0.00%
168	HARTFORD FIRE INSURANCE COMPANY	0.00%	\$2,669	\$2,751	\$0	\$0	0.00%
169	FIDELITY AND DEPOSIT COMPANY MARYLAND	0.00%	\$2,489	\$4,794	\$0	-\$299	-6.24%
170	MUTUALAID EXCHANGE	0.00%	\$2,382	\$2,149	\$0	\$0	0.00%
171	UNITRIN DIRECT PROPERTY & CASUALTY COMPANY	0.00%	\$2,037	\$687	\$0	\$0	0.00%
172	AMERICAN FAMILY HOME INSURANCE COMPANY	0.00%	\$2,022	\$1,999	\$0	\$0	0.00%
173	STONINGTON INSURANCE COMPANY	0.00%	\$1,828	\$7,220	\$2,020	\$1,578	21.86%
174	ZURICH AMERICAN INSURANCE COMPANY OF ILLINOIS	0.00%	\$1,542	\$3,052	\$0	-\$42	-1.38%
175	ROCKFORD MUTUAL INSURANCE COMPANY	0.00%	\$1,317	\$1,272	\$0	\$0	0.00%
176	CONTINENTAL INSURANCE COMPANY THE	0.00%	\$1,101	\$1,085	\$0	\$0	0.00%
177	MIDDLESEX INSURANCE COMPANY	0.00%	\$1,001	\$33,002	\$0	\$1,321	4.00%
178	NORTHERN INSURANCE COMPANY OF NEW YORK	0.00%	\$901	\$1,729	\$0	-\$9	-0.52%
179	GREAT AMERICAN INSURANCE COMPANY OF NEW YORK	0.00%	\$851	\$1,045	\$0	\$18	1.72%
180	BITUMINOUS CASUALTY CORPORATION	0.00%	\$814	\$2,187	\$0	\$0	0.00%

**2009 PROPERTY/CASUALTY INSURANCE
TOTALS BY LINE OF BUSINESS - EARTHQUAKE**

OBS	COMPANY NAME	MARKET SHARE	DIRECT PREMIUMS WRITTEN	DIRECT PREMIUMS EARNED	DIRECT LOSSES PAID	DIRECT LOSSES INCURRED	LOSS RATIO
181	WAUSAU UNDERWRITERS INSURANCE COMPANY	0.00%	\$779	\$2,324	\$0	\$0	0.00%
182	OAK RIVER INSURANCE COMPANY	0.00%	\$751	\$760	\$0	\$0	0.00%
183	MASSACHUSETTS BAY INSURANCE COMPANY	0.00%	\$735	\$1,675	\$0	\$0	0.00%
184	HANOVER INSURANCE COMPANY THE	0.00%	\$514	\$1,305	\$0	\$0	0.00%
185	HARCO NATIONAL INSURANCE COMPANY	0.00%	\$444	\$1,305	\$0	\$0	0.00%
186	CITIZENS INSURANCE COMPANY OF AMERICA	0.00%	\$397	\$1,216	\$0	\$0	0.00%
187	ATHENA ASSURANCE COMPANY	0.00%	\$385	\$167	\$0	\$72	43.11%
188	PENNSYLVANIA LUMBERMENS MUTUAL INSURANCE COMP	0.00%	\$347	\$27,347	\$0	\$0	0.00%
189	DISCOVER PROPERTY AND CASUALTY INSURANCE COMP/	0.00%	\$311	\$515	\$0	\$171	33.20%
190	ILLINOIS NATIONAL INSURANCE COMPANY	0.00%	\$231	\$634	\$0	\$0	0.00%
191	HARLEYSVILLE INSURANCE COMPANY	0.00%	\$227	\$135	\$0	\$7	5.19%
192	CONTINENTAL WESTERN INSURANCE COMPANY	0.00%	\$185	\$168	\$0	\$0	0.00%
193	GREAT AMERICAN INSURANCE COMPANY	0.00%	\$96	\$96	\$0	-\$81	-84.38%
194	AMERICAN ALTERNATIVE INSURANCE CORPORATION	0.00%	\$73	\$57	\$0	\$0	0.00%
195	mitsui sumitomo insurance company of america	0.00%	\$60	\$60	\$0	\$0	0.00%
196	AMERICAN CASUALTY COMPANY OF READING PENNSYLVA	0.00%	\$57	\$58	\$0	-\$123	-212.07%
197	CAMERON MUTUAL INSURANCE COMPANY	0.00%	\$38	\$109	\$0	\$0	0.00%
198	ACE PROPERTY AND CASUALTY INSURANCE COMPANY	0.00%	\$0	\$8	\$0	-\$401	-5012.50%
199	ALLSTATE PROPERTY & CASUALTY INSURANCE COMPANY	0.00%	\$0	\$0	\$1,384	\$1,384	N/A
200	ATLANTIC SPECIALTY INSURANCE COMPANY	0.00%	\$0	\$0	\$0	\$5	N/A
201	COLONIAL AMERICAN CASUALTY AND SURETY C	0.00%	\$0	\$8,583	\$0	-\$106	-1.23%
202	ECONOMY FIRE & CASUALTY COMPANY	0.00%	\$0	\$0	\$0	-\$555	N/A
203	ECONOMY PREFERRED INSURANCE COMPANY	0.00%	\$0	\$0	\$0	-\$1,650	N/A
204	FIDELITY & GUARANTY INSURANCE UNDERWRITERS	0.00%	\$0	\$0	\$0	-\$8,687	N/A
205	FIDELITY AND GUARANTY INSURANCE COMPANY	0.00%	\$0	\$0	\$0	-\$11,428	N/A
206	INDEMNITY INSURANCE COMPANY OF NORTH AMERICA	0.00%	\$0	\$0	\$0	-\$14	N/A
207	INSURANCE COMPANY OF NORTH AMERICA	0.00%	\$0	\$0	\$0	\$0	N/A
208	LIBERTY MUTUAL INSURANCE COMPANY	0.00%	\$0	\$291	\$0	\$0	0.00%
209	LUMBERMENS MUTUAL CASUALTY COMPANY	0.00%	\$0	\$0	\$0	-\$274	N/A
210	NATIONWIDE MUTUAL FIRE INSURANCE COMPANY	0.00%	\$0	\$0	\$0	\$30	N/A
211	NORTH RIVER INSURANCE COMPANY THE	0.00%	\$0	\$0	\$0	\$6	N/A
212	RLI INSURANCE COMPANY	0.00%	\$0	\$8	\$0	\$68,849	860612.50%
213	ST PAUL FIRE & MARINE INSURANCE COMPANY	0.00%	\$0	\$0	\$0	-\$265	N/A
214	UNITED STATES FIDELITY & GUARANTY COMPANY	0.00%	\$0	\$0	\$0	-\$14,610	N/A
215	PRAETORIAN INSURANCE COMPANY	0.00%	-\$25	-\$63	-\$2	-\$2	3.17%
216	CHRYSLER INSURANCE COMPANY	0.00%	-\$353	-\$353	\$0	\$0	0.00%
TOTAL		100.00%	\$88,842,606	\$87,650,394	\$5,546	\$89,271	0.10%

MISSOURI EARTHQUAKE INSURANCE



**2009 PROPERTY/CASUALTY INSURANCE
TOTALS BY LINE OF BUSINESS - ALL ACCIDENT & HEALTH**

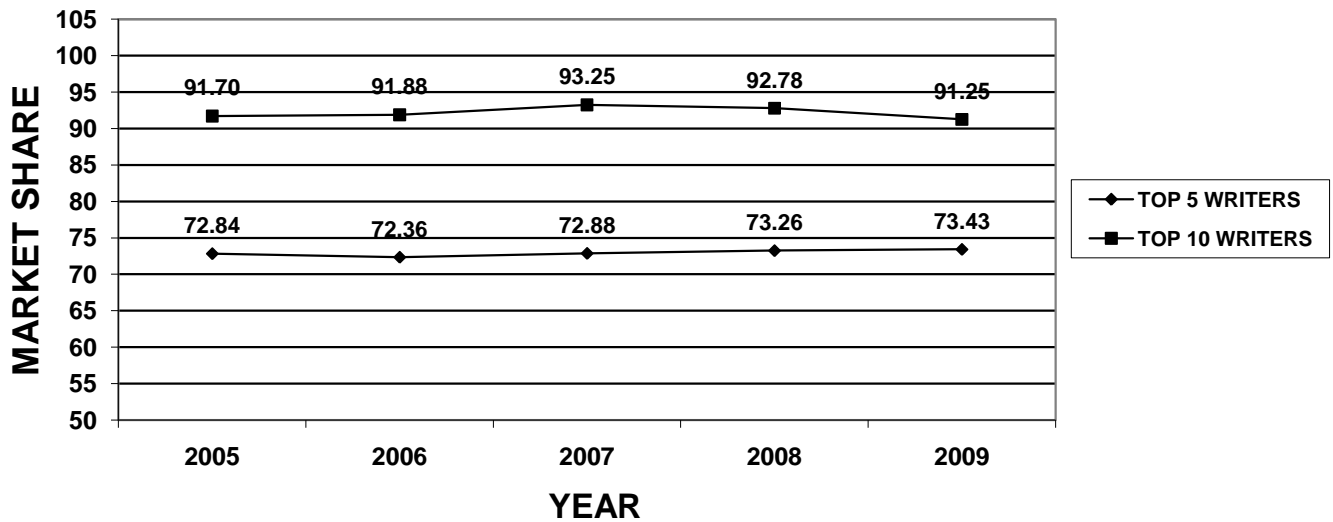
OBS	COMPANY NAME	MARKET SHARE	DIRECT PREMIUMS WRITTEN	DIRECT PREMIUMS EARNED	DIRECT LOSSES PAID	DIRECT LOSSES INCURRED	LOSS RATIO
1	NATIONAL UNION FIRE INSURANCE COMPANY OF PI	28.55%	\$85,374,533	\$85,363,959	\$38,444,652	\$32,844,433	38.48%
2	ANTHEM INSURANCE COMPANIES INC	12.84%	\$38,390,747	\$32,514,869	\$27,816,853	\$27,541,196	84.70%
3	VISION SERVICE PLAN INSURANCE COMPANY	12.29%	\$36,747,624	\$36,747,624	\$29,641,930	\$29,797,833	81.09%
4	STATE FARM MUTUAL AUTOMOBILE INSURANCE CC	10.78%	\$32,244,607	\$27,153,722	\$25,485,137	\$26,009,427	95.79%
5	AMERICAN FAMILY MUTUAL INSURANCE COMPANY	8.96%	\$26,802,692	\$25,872,590	\$18,363,048	\$18,185,726	70.29%
6	FEDERATED MUTUAL INSURANCE COMPANY	6.30%	\$18,832,524	\$18,837,778	\$12,448,822	\$11,758,911	62.42%
7	ZURICH AMERICAN INSURANCE COMPANY	4.14%	\$12,391,581	\$12,576,841	\$9,624,972	\$2,880,644	22.90%
8	CONTINENTAL CASUALTY COMPANY	2.81%	\$8,414,145	\$2,265,734	\$7,523,591	\$7,190,501	317.36%
9	FEDERAL INSURANCE COMPANY	2.29%	\$6,845,631	\$6,572,804	\$2,230,041	\$3,300,678	50.22%
10	ACE AMERICAN INSURANCE COMPANY	2.27%	\$6,797,463	\$6,733,029	\$2,348,580	\$2,384,974	35.42%
11	DELOS INSURANCE COMPANY	1.38%	\$4,135,670	\$4,022,792	\$3,484,062	\$2,879,658	71.58%
12	STARNET INSURANCE COMPANY	1.18%	\$3,515,220	\$3,554,267	\$446,393	\$1,344,746	37.83%
13	AMERICAN ALTERNATIVE INSURANCE CORPORATIC	0.80%	\$2,377,395	\$2,377,395	\$3,026,224	\$3,220,425	135.46%
14	QBE INSURANCE CORPORATION	0.78%	\$2,334,479	\$2,334,479	\$1,032,628	\$1,220,502	52.28%
15	BCS INSURANCE COMPANY	0.71%	\$2,134,898	\$2,136,230	\$1,423,928	\$1,548,086	72.47%
16	GREAT AMERICAN INSURANCE COMPANY	0.63%	\$1,886,835	\$756,587	\$683,770	-\$1,060,068	-140.11%
17	UNITED STATES FIRE INSURANCE COMPANY	0.62%	\$1,847,499	\$1,847,499	\$1,816,889	\$1,582,658	85.66%
18	WESTPORT INSURANCE CORPORATION	0.58%	\$1,741,425	\$1,741,425	\$1,585,221	\$1,640,077	94.18%
19	AMEX ASSURANCE COMPANY	0.33%	\$1,001,517	\$1,012,986	\$79,904	\$150,991	14.91%
20	MARKEL INSURANCE COMPANY	0.30%	\$898,882	\$775,436	\$714,378	\$1,350,999	174.22%
21	AMERICAN HOME ASSURANCE COMPANY	0.28%	\$848,847	\$849,598	\$3,954,301	\$1,702,402	200.38%
22	AMERICAN SENTINEL INSURANCE COMPANY	0.25%	\$741,356	\$748,081	\$555,144	\$453,771	60.66%
23	CENTRAL STATES INDEMNITY COMPANY OF OMAH/	0.21%	\$629,883	\$630,228	\$138,424	\$112,367	17.83%
24	INDEPENDENCE AMERICAN INSURANCE COMPANY	0.13%	\$402,390	\$402,390	\$77,201	\$171,486	42.62%
25	AEGIS SECURITY INSURANCE COMPANY	0.07%	\$217,337	\$217,337	\$137,565	\$87,565	40.29%
26	STARR INDEMNITY & LIABILITY COMPANY	0.07%	\$204,682	\$170,189	\$26,219	\$80,615	47.37%
27	OLD REPUBLIC INSURANCE COMPANY	0.07%	\$202,228	\$275,999	\$216,876	\$180,121	65.26%
28	U S SPECIALTY INSURANCE COMPANY	0.06%	\$187,852	\$92,173	-\$10,545	-\$118,094	-128.12%
29	ONEBEACON AMERICA INSURANCE COMPANY	0.06%	\$167,084	\$128,466	\$65,382	\$275,289	214.29%
30	JEFFERSON INSURANCE COMPANY	0.05%	\$161,264	\$146,574	\$102,179	\$104,302	71.16%
31	STANDARD GUARANTY INSURANCE COMPANY	0.04%	\$132,154	\$132,154	\$18,270	\$68,184	51.59%
32	AMERICAN SECURITY INSURANCE COMPANY	0.03%	\$88,422	\$88,422	\$0	\$771	0.87%
33	STONEBRIDGE CASUALTY INSURANCE COMPANY	0.03%	\$74,819	\$74,824	\$22,854	\$18,760	25.07%
34	SENTRY INSURANCE A MUTUAL COMPANY	0.02%	\$51,964	\$35,854	\$0	\$0	0.00%
35	AMERICAN STATES INSURANCE COMPANY	0.01%	\$42,124	\$160,914	\$43,943	\$73,072	45.41%
36	21ST CENTURY PREMIER INSURANCE COMPANY	0.01%	\$37,799	\$38,520	\$21,566	\$19,780	51.35%
37	NATIONAL CASUALTY COMPANY	0.01%	\$24,312	\$29,340	\$1,986	\$1,586	5.41%
38	INSURANCE COMPANY OF THE STATE OF PENNSYLA	0.01%	\$22,401	\$22,266	\$465	-\$227	-1.02%
39	AMERICAN BANKERS INSURANCE COMPANY OF FL	0.01%	\$21,831	\$21,886	\$7,236	\$8,872	40.54%
40	HERITAGE CASUALTY INSURANCE COMPANY	0.00%	\$10,320	\$10,320	\$0	\$0	0.00%
41	CAPITOL INDEMNITY CORPORATION	0.00%	\$7,351	\$14,297	\$3,561	-\$15,312	-107.10%
42	BANCINSURE INC	0.00%	\$6,663	\$5,145	\$4,061	\$4,839	94.05%
43	HARTFORD FIRE INSURANCE COMPANY	0.00%	\$2,636	\$2,636	\$0	\$0	0.00%
44	AMERICAN HARDWARE MUTUAL INSURANCE COMP.	0.00%	\$1,364	\$652	\$26,161	\$26,095	4002.30%
45	GOVERNMENT EMPLOYEES INSURANCE CO	0.00%	\$996	\$1,197	\$0	-\$3	-0.25%
46	FARMERS MUTUAL HAIL INSURANCE COMPANY OF	0.00%	\$360	\$373	\$0	\$0	0.00%
47	LIBERTY MUTUAL INSURANCE COMPANY	0.00%	\$288	\$288	\$0	-\$5,292	-1837.50%
48	BALBOA INSURANCE COMPANY	0.00%	\$128	\$128	\$0	-\$586	-457.81%
49	AMERICAN AUTOMOBILE INSURANCE COMPANY	0.00%	\$0	\$0	\$0	\$168,312	N/A
50	ARCH INSURANCE COMPANY	0.00%	\$0	\$0	\$0	-\$13,107	N/A
51	ARROWOOD INDEMNITY COMPANY	0.00%	\$0	\$0	\$0	-\$10,819	N/A
52	AVEMCO INSURANCE COMPANY	0.00%	\$0	\$0	\$346,658	\$346,658	N/A
53	BENCHMARK INSURANCE COMPANY	0.00%	\$0	\$0	\$0	-\$3,500	N/A
54	CATERPILLAR INSURANCE COMPANY	0.00%	\$0	\$0	\$1,857,759	\$3,428,942	N/A
55	CLARENDON NATIONAL INSURANCE COMPANY	0.00%	\$0	\$0	\$14,100	-\$16,110	N/A
56	DISCOVER PROPERTY AND CASUALTY INSURANCE	0.00%	\$0	\$0	\$175,281	\$175,281	N/A
57	EMPIRE FIRE AND MARINE INSURANCE CO	0.00%	\$0	\$0	\$0	-\$164	N/A
58	EMPLOYERS INSURANCE COMPANY OF WAUSAU	0.00%	\$0	\$0	\$16,900	\$11,222	N/A
59	FAIRMONT PREMIER INSURANCE COMPANY	0.00%	\$0	\$0	-\$74	-\$22,590	N/A
60	FIREMANS FUND INSURANCE COMPANY	0.00%	\$0	\$0	\$0	-\$209,580	N/A

**2009 PROPERTY/CASUALTY INSURANCE
TOTALS BY LINE OF BUSINESS - ALL ACCIDENT & HEALTH**

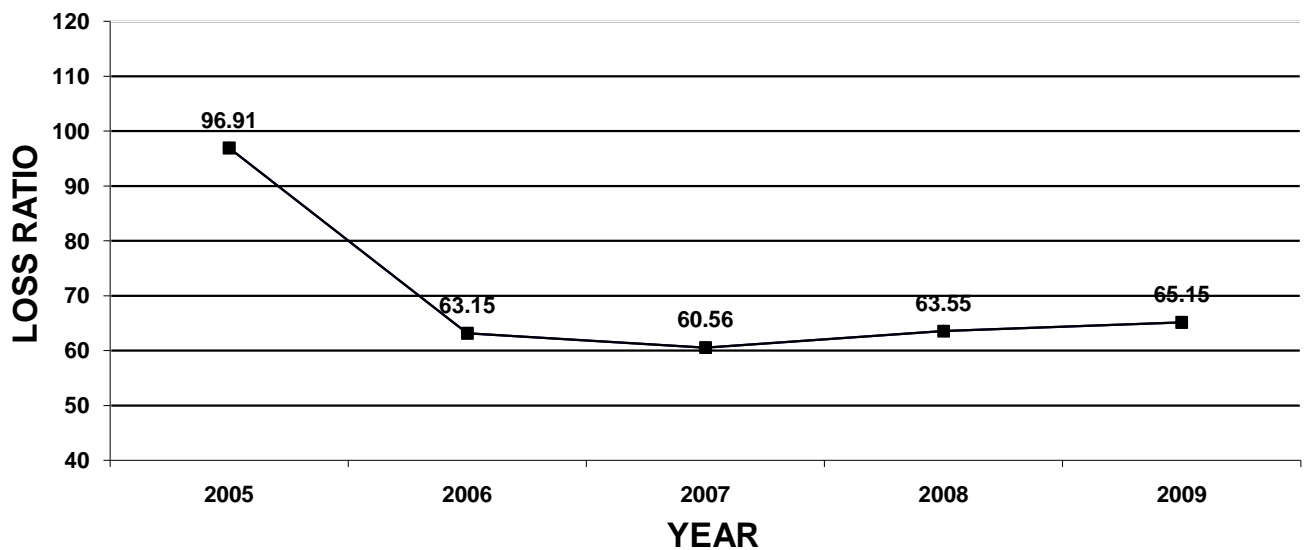
OBS	COMPANY NAME	MARKET SHARE	DIRECT PREMIUMS WRITTEN	DIRECT PREMIUMS EARNED	DIRECT LOSSES PAID	DIRECT LOSSES INCURRED	LOSS RATIO
61	INSURANCE COMPANY OF NORTH AMERICA	0.00%	\$0	\$0	\$95,723	\$82,697	N/A
62	LUMBERMENS MUTUAL CASUALTY COMPANY	0.00%	\$0	\$0	\$90,500	-\$90,995	N/A
63	NATIONWIDE MUTUAL INSURANCE COMPANY	0.00%	\$0	\$0	\$553	\$553	N/A
64	TIG INSURANCE COMPANY	0.00%	\$0	\$0	\$0	-\$444,873	N/A
65	TRAVELERS INDEMNITY COMPANY	0.00%	\$0	\$432	\$0	-\$8	-1.85%
66	TRAVELERS INDEMNITY COMPANY OF CONNECTICU	0.00%	\$0	\$0	\$0	-\$70,093	N/A
67	UNITED WISCONSIN INSURANCE COMPANY	0.00%	\$0	\$0	\$0	-\$267,995	N/A
TOTAL		100.00%	\$299,004,222	\$279,498,729	\$196,231,272	\$182,086,591	65.15%

MISSOURI ACCIDENT AND HEALTH INSURANCE

MARKET SHARE OF TOP 5 AND TOP 10 WRITERS



5 YEAR LOSS RATIO



**2009 PROPERTY/CASUALTY INSURANCE
TOTALS BY LINE OF BUSINESS - DIRECT WORKERS COMPENSATION**

OBS	COMPANY NAME	MARKET SHARE	DIRECT PREMIUMS WRITTEN	DIRECT PREMIUMS EARNED	DIRECT LOSSES PAID	DIRECT LOSSES INCURRED	LOSS RATIO
1	MISSOURI EMPLOYERS MUTUAL INSURANCE COMPAN	14.80%	\$110,134,841	\$112,084,535	\$61,932,563	\$55,698,793	49.69%
2	ACCIDENT FUND INSURANCE COMPANY OF AMERICA	2.55%	\$18,975,297	\$19,942,132	\$10,083,818	\$8,853,248	44.39%
3	HARTFORD UNDERWRITERS INSURANCE COMPANY	2.44%	\$18,179,099	\$18,686,451	\$9,665,270	\$9,567,248	51.20%
4	ILLINOIS NATIONAL INSURANCE COMPANY	2.34%	\$17,444,125	\$6,686,000	\$1,210,619	\$3,864,124	57.79%
5	ZURICH AMERICAN INSURANCE COMPANY	2.17%	\$16,148,443	\$14,653,350	\$9,730,681	\$12,677,654	86.52%
6	TRAVELERS INDEMNITY COMPANY OF AMERICA	2.16%	\$16,053,429	\$16,562,706	\$4,730,277	\$12,138,703	73.29%
7	LIBERTY INSURANCE CORPORATION	2.16%	\$16,050,247	\$17,911,128	\$9,381,547	\$10,175,540	56.81%
8	NEW HAMPSHIRE INSURANCE COMPANY	2.08%	\$15,497,828	\$21,329,621	\$13,886,842	\$14,880,264	69.76%
9	TRAVELERS COMMERCIAL CASUALTY COMPANY	2.00%	\$14,860,759	\$17,388,215	\$12,757,569	-\$4,135,441	-23.78%
10	COMMERCE AND INDUSTRY INSURANCE CO	1.84%	\$13,691,444	\$16,411,124	\$15,300,206	\$10,253,576	62.48%
11	FIRSTCOMP INSURANCE COMPANY	1.73%	\$12,882,426	\$11,909,676	\$5,946,840	\$7,604,196	63.85%
12	AMERICAN FAMILY MUTUAL INSURANCE COMPANY	1.52%	\$11,337,777	\$12,558,261	\$10,274,151	\$6,922,788	55.13%
13	INSURANCE COMPANY OF THE STATE OF PENNSYLV	1.47%	\$10,966,456	\$24,836,780	\$8,456,300	\$17,061,956	68.70%
14	VANLINER INSURANCE COMPANY	1.47%	\$10,902,622	\$12,780,443	\$8,427,824	\$5,222,343	40.86%
15	LM INSURANCE CORPORATION	1.46%	\$10,834,346	\$11,464,092	\$7,044,431	\$9,421,332	82.18%
16	AMERICAN ZURICH INSURANCE COMPANY	1.42%	\$10,559,215	\$12,392,429	\$3,491,193	\$8,724,231	70.40%
17	ACCIDENT FUND NATIONAL INSURANCE COMPANY	1.40%	\$10,411,450	\$10,149,294	\$4,035,666	\$9,632,370	94.91%
18	MIDWEST BUILDERS' CASUALTY MUTUAL COMPANY	1.33%	\$9,870,644	\$9,870,644	\$7,267,524	\$5,362,225	54.32%
19	WAUSAU UNDERWRITERS INSURANCE COMPANY	1.32%	\$9,828,998	\$10,090,228	\$6,677,070	\$8,336,920	82.62%
20	HARTFORD ACCIDENT & INDEMNITY CO	1.31%	\$9,778,068	\$8,830,548	\$3,068,131	\$5,315,601	60.20%
21	LIBERTY MUTUAL FIRE INSURANCE COMPANY	1.29%	\$9,583,178	\$9,611,510	\$9,335,953	-\$249,427	-2.60%
22	NATIONAL UNION FIRE INSURANCE COMPANY OF PITT	1.22%	\$9,085,501	\$10,725,809	\$4,161,016	\$10,249,260	95.56%
23	INDEMNITY INSURANCE COMPANY OF NORTH AMERIC	1.21%	\$8,985,809	\$9,559,204	-\$110,282	-\$1,596,639	-16.70%
24	AMERISURE INSURANCE COMPANY	1.15%	\$8,582,947	\$8,683,470	\$4,695,617	\$772,817	8.90%
25	TRAVELERS PROPERTY CASUALTY COMPANY OF AME	1.04%	\$7,749,213	\$7,306,246	\$2,484,877	\$2,777,454	38.01%
26	CINCINNATI CASUALTY COMPANY THE	0.97%	\$7,218,177	\$7,679,394	\$4,120,460	\$5,918,238	77.07%
27	OWNERS INSURANCE COMPANY	0.97%	\$7,218,154	\$8,134,883	\$6,647,059	\$10,338,797	127.09%
28	NETHERLANDS INSURANCE COMPANY THE	0.94%	\$6,972,083	\$6,716,627	\$5,695,544	\$9,134,358	136.00%
29	MIDWESTERN INDEMNITY COMPANY THE	0.92%	\$6,820,602	\$6,966,239	\$3,798,395	\$4,862,275	69.80%
30	GUARANTEE INSURANCE COMPANY	0.89%	\$6,620,201	\$7,439,137	\$3,955,526	\$3,361,878	45.19%
31	PHOENIX INSURANCE COMPANY THE	0.86%	\$6,381,470	\$5,377,832	\$847,679	\$2,749,190	51.12%
32	WESTPORT INSURANCE CORPORATION	0.85%	\$6,323,668	\$7,041,712	\$8,277,672	\$4,798,726	68.15%
33	AMERICAN HOME ASSURANCE COMPANY	0.83%	\$6,169,282	\$6,609,193	\$19,056,919	-\$6,609,770	-100.01%
34	AMERISURE MUTUAL INSURANCE COMPANY	0.76%	\$5,650,098	\$6,207,834	\$2,773,502	\$3,077,786	49.58%
35	ACUITY A MUTUAL INSURANCE COMPANY	0.75%	\$5,547,110	\$6,364,254	\$3,556,185	\$1,826,359	28.70%
36	EMPLOYERS INSURANCE COMPANY OF WAUSAU	0.74%	\$5,494,065	\$5,267,916	\$3,405,977	\$4,266,446	80.99%
37	STATE FARM FIRE AND CASUALTY COMPANY	0.73%	\$5,422,340	\$5,803,774	\$2,606,823	\$1,936,485	33.37%
38	SECURA INSURANCE A MUTUAL COMPANY	0.72%	\$5,351,856	\$6,216,205	\$4,586,492	\$4,064,691	65.39%
39	TRAVELERS INDEMNITY COMPANY	0.72%	\$5,342,577	\$5,437,258	\$3,303,331	\$7,603,947	139.85%
40	FEDERATED MUTUAL INSURANCE COMPANY	0.64%	\$4,785,070	\$5,667,579	\$3,162,424	\$1,241,894	21.91%
41	ACE AMERICAN INSURANCE COMPANY	0.64%	\$4,772,536	\$6,357,825	\$1,666,799	\$327,231	5.15%
42	NATIONWIDE MUTUAL INSURANCE COMPANY	0.64%	\$4,750,111	\$5,858,728	\$3,487,817	\$3,372,278	57.56%
43	AMERICAN INTERSTATE INSURANCE COMPANY	0.64%	\$4,729,158	\$5,483,709	\$2,617,771	\$860,865	15.70%
44	FARMINGTON CASUALTY COMPANY	0.64%	\$4,728,281	\$4,925,039	\$2,010,695	\$4,556,527	92.52%
45	STANDARD FIRE INSURANCE COMPANY	0.62%	\$4,621,400	\$5,179,586	\$1,757,267	\$2,693,162	52.00%
46	WAUSAU BUSINESS INSURANCE COMPANY	0.59%	\$4,423,993	\$4,733,862	\$3,442,737	\$2,687,915	56.78%
47	SENTRY INSURANCE A MUTUAL COMPANY	0.57%	\$4,210,338	\$4,649,035	\$2,235,078	\$1,403,767	30.19%
48	AUTO OWNERS INSURANCE COMPANY	0.56%	\$4,194,746	\$4,600,593	\$4,590,577	\$4,950,744	107.61%
49	TRAVELERS INDEMNITY COMPANY OF CONNECTICUT	0.56%	\$4,148,662	\$4,505,967	\$1,882,251	\$2,740,970	60.83%
50	HARTFORD FIRE INSURANCE COMPANY	0.56%	\$4,146,996	\$4,384,596	\$1,591,915	\$397,987	9.08%
51	ZENITH INSURANCE COMPANY	0.55%	\$4,128,569	\$4,371,566	\$3,597,623	\$1,605,141	36.72%
52	FEDERAL INSURANCE COMPANY	0.55%	\$4,082,857	\$3,666,725	\$1,673,842	\$1,065,841	29.07%
53	UNITED WISCONSIN INSURANCE COMPANY	0.54%	\$4,021,631	\$4,075,605	\$2,580,228	\$4,167,027	102.24%
54	CHUBB INDEMNITY INSURANCE COMPANY	0.54%	\$3,984,821	\$3,987,605	\$1,052,834	\$1,938,704	48.62%
55	NATIONAL FIRE INSURANCE COMPANY OF HARTFORD	0.53%	\$3,938,410	\$3,724,744	\$3,474,310	\$4,215,366	113.17%
56	HARTFORD INSURANCE COMPANY OF MIDWEST THE	0.53%	\$3,933,524	\$4,777,611	\$2,075,685	\$1,268,493	26.55%
57	ARCH INSURANCE COMPANY	0.52%	\$3,868,747	\$3,804,416	\$758,479	\$1,431,609	37.63%
58	GREAT WEST CASUALTY COMPANY	0.49%	\$3,645,280	\$3,728,102	\$2,085,004	\$1,762,864	47.29%
59	GREAT DIVIDE INSURANCE COMPANY	0.49%	\$3,644,866	\$3,445,980	\$1,244,011	\$1,385,479	40.21%
60	CINCINNATI INSURANCE COMPANY THE	0.49%	\$3,612,017	\$3,633,001	\$2,374,276	\$3,883,401	106.89%

**2009 PROPERTY/CASUALTY INSURANCE
TOTALS BY LINE OF BUSINESS - DIRECT WORKERS COMPENSATION**

OBS	COMPANY NAME	MARKET SHARE	DIRECT PREMIUMS WRITTEN	DIRECT PREMIUMS EARNED	DIRECT LOSSES PAID	DIRECT LOSSES INCURRED	LOSS RATIO
61	BITUMINOUS CASUALTY CORPORATION	0.49%	\$3,610,711	\$3,732,214	\$2,360,811	\$2,111,105	56.56%
62	LIBERTY MUTUAL INSURANCE COMPANY	0.48%	\$3,563,660	\$3,436,686	\$3,805,128	\$235,453	6.85%
63	VALLEY FORGE INSURANCE COMPANY	0.48%	\$3,545,100	\$3,737,296	\$1,383,166	\$2,481,220	66.39%
64	TRAVELERS CASUALTY AND SURETY COMPANY	0.46%	\$3,403,028	\$3,517,452	\$2,346,276	\$975,262	27.73%
65	CINCINNATI INDEMNITY COMPANY INC	0.44%	\$3,302,369	\$3,582,293	\$1,564,178	\$3,812,501	106.43%
66	CONTINENTAL WESTERN INSURANCE COMPANY	0.44%	\$3,278,014	\$4,636,700	\$3,063,903	\$2,244,235	48.40%
67	MIDWEST EMPLOYERS CASUALTY COMPANY	0.41%	\$3,079,047	\$1,896,260	\$196,447	\$1,031,973	54.42%
68	HAWKEYE SECURITY INSURANCE COMPANY	0.41%	\$3,068,575	\$3,176,566	\$3,151,736	\$2,391,204	75.28%
69	TWIN CITY FIRE INSURANCE COMPANY	0.41%	\$3,045,782	\$3,352,982	\$1,945,258	\$1,390,745	41.48%
70	GRINNELL MUTUAL REINSURANCE COMPANY	0.40%	\$2,996,762	\$3,306,745	\$1,698,273	\$1,411,852	42.70%
71	AMCO INSURANCE COMPANY	0.40%	\$2,977,826	\$3,795,367	\$1,622,568	\$2,083,216	54.89%
72	TRUCK INSURANCE EXCHANGE	0.39%	\$2,902,364	\$3,077,564	\$1,075,572	\$1,635,874	53.15%
73	WESCO INSURANCE COMPANY	0.37%	\$2,775,491	\$2,750,337	\$878,391	\$1,008,216	36.66%
74	OLD REPUBLIC INSURANCE COMPANY	0.36%	\$2,705,539	\$2,715,974	\$1,265,277	\$2,442,540	89.93%
75	ZURICH AMERICAN INSURANCE COMPANY OF ILLINOIS	0.36%	\$2,687,608	\$2,850,126	\$1,195,881	\$2,401,180	84.25%
76	HARTFORD CASUALTY INSURANCE CO	0.36%	\$2,674,120	\$2,770,223	-\$44,749	-\$14,802	-0.53%
77	SENTINEL INSURANCE COMPANY LTD	0.35%	\$2,637,033	\$2,376,321	\$800,107	\$1,591,702	66.98%
78	GENERAL CASUALTY COMPANY OF WISCONSIN	0.35%	\$2,576,453	\$2,683,410	\$1,486,371	\$1,124,372	41.90%
79	CHURCH MUTUAL INSURANCE COMPANY	0.33%	\$2,478,773	\$2,460,129	\$1,554,803	\$1,169,559	47.54%
80	ACCIDENT FUND GENERAL INSURANCE COMPANY	0.32%	\$2,405,615	\$2,291,007	\$564,001	\$677,829	29.59%
81	PEERLESS INSURANCE COMPANY	0.31%	\$2,278,232	\$2,082,355	\$877,410	\$1,012,335	48.61%
82	EMCASCO INSURANCE COMPANY	0.30%	\$2,240,357	\$2,048,114	\$1,043,608	\$1,132,262	55.28%
83	NOVA CASUALTY COMPANY	0.30%	\$2,199,591	\$1,361,054	\$173,449	\$828,105	60.84%
84	CONTINENTAL CASUALTY COMPANY	0.29%	\$2,175,719	\$2,164,970	\$2,340,962	\$1,461,065	67.49%
85	UNITED STATES FIDELITY & GUARANTY COMPANY	0.29%	\$2,129,237	\$2,472,989	\$1,863,826	-\$79,518	-3.22%
86	EMPLOYERS ASSURANCE COMPANY	0.27%	\$2,023,603	\$1,674,704	\$1,050,034	\$1,831,448	109.36%
87	EMPLOYERS MUTUAL CASUALTY COMPANY	0.27%	\$1,971,965	\$2,070,384	\$2,060,063	\$800,167	38.65%
88	TRANSPORTATION INSURANCE COMPANY	0.26%	\$1,949,001	\$1,885,736	\$2,315,808	\$692,755	36.74%
89	DISCOVER PROPERTY AND CASUALTY INSURANCE C	0.25%	\$1,854,363	\$1,913,796	\$849,165	\$1,130,434	59.07%
90	REGENT INSURANCE COMPANY	0.24%	\$1,804,647	\$1,563,660	\$964,693	\$2,199,684	140.68%
91	NATIONWIDE AGRIBUSINESS INSURANCE COMPANY	0.24%	\$1,760,373	\$1,848,874	\$1,107,217	\$2,099,881	113.58%
92	AMERICAN GUARANTEE & LIABILITY INSURANCE COMF	0.24%	\$1,755,715	\$1,966,419	\$1,016,455	\$2,267,583	115.32%
93	FIRST LIBERTY INSURANCE CORP THE	0.23%	\$1,742,580	\$1,680,307	\$371,921	\$840,339	50.01%
94	TRAVELERS CASUALTY INSURANCE COMPANY OF AM	0.22%	\$1,650,308	\$759,650	\$545,008	\$559,314	73.63%
95	COLUMBIA NATIONAL INSURANCE COMPANY	0.22%	\$1,621,734	\$1,583,171	\$794,899	\$1,128,316	71.27%
96	TECHNOLOGY INSURANCE COMPANY	0.22%	\$1,603,013	\$1,769,764	\$681,222	\$2,401,055	135.67%
97	OAK RIVER INSURANCE COMPANY	0.21%	\$1,595,022	\$1,665,677	\$1,008,271	\$1,506,177	90.42%
98	SOUTHERN INSURANCE COMPANY	0.21%	\$1,541,770	\$1,570,690	\$1,355,518	\$1,521,998	96.90%
99	CHARTIS CASUALTY COMPANY	0.21%	\$1,531,388	\$1,563,684	\$417,663	\$52,377	3.35%
100	AMERICAN CASUALTY COMPANY OF READING PENNS'	0.20%	\$1,463,244	\$1,620,275	\$527,503	\$420,467	25.95%
101	STARNET INSURANCE COMPANY	0.18%	\$1,372,155	\$1,171,267	\$290,804	\$634,392	54.16%
102	PROTECTIVE INSURANCE COMPANY	0.18%	\$1,351,517	\$1,351,517	\$844,496	\$1,007,524	74.55%
103	PACIFIC INDEMNITY COMPANY	0.17%	\$1,296,482	\$1,676,094	\$429,626	\$895,295	53.42%
104	PENNSYLVANIA MANUFACTURERS ASSOCIATION INSL	0.17%	\$1,264,764	\$1,324,287	\$549,865	\$592,816	44.76%
105	ACE PROPERTY AND CASUALTY INSURANCE COMPAN	0.17%	\$1,229,941	\$1,305,288	\$1,267,983	\$815,823	62.50%
106	AMERICAN ECONOMY INSURANCE COMPANY	0.16%	\$1,190,260	\$1,340,564	\$415,139	\$602,863	44.97%
107	FIDELITY AND GUARANTY INSURANCE COMPANY	0.16%	\$1,157,983	\$1,327,275	\$41,475	\$394,350	29.71%
108	SENTRY CASUALTY COMPANY	0.15%	\$1,137,653	\$1,013,958	\$39,463	\$466,715	46.03%
109	AMERICAN INSURANCE COMPANY THE	0.15%	\$1,120,707	\$1,081,516	\$1,708,102	-\$864,165	-79.90%
110	PREMIER GROUP INSURANCE COMPANY	0.15%	\$1,112,733	\$1,112,733	\$290,160	\$306,061	27.51%
111	BLOOMINGTON COMPENSATION INSURANCE COMPAN	0.15%	\$1,109,119	\$1,056,932	\$137,888	\$1,016,054	96.13%
112	GUIDEONE MUTUAL INSURANCE COMPANY	0.15%	\$1,100,844	\$1,177,394	\$312,213	\$286,941	24.37%
113	FARMERS INSURANCE EXCHANGE	0.15%	\$1,086,087	\$1,237,524	\$503,215	\$685,289	55.38%
114	FEDERATED SERVICE INSURANCE COMPANY	0.14%	\$1,072,062	\$1,103,146	\$870,898	\$1,222,974	110.86%
115	MICHIGAN MILLERS MUTUAL INSURANCE COMPANY	0.14%	\$1,054,791	\$1,371,426	\$679,878	\$438,101	31.94%
116	ELECTRIC INSURANCE COMPANY	0.14%	\$1,048,609	\$1,048,609	\$525,912	\$542,691	51.75%
117	ARGONAUT GREAT CENTRAL INSURANCE CO	0.14%	\$1,044,187	\$1,457,588	\$613,405	\$507,799	34.84%
118	XL SPECIALTY INSURANCE COMPANY	0.13%	\$1,000,487	\$1,087,171	\$482,619	\$26,489	2.44%
119	PHARMACISTS MUTUAL INSURANCE COMPANY	0.13%	\$996,664	\$1,039,518	\$446,357	\$409,269	39.37%

**2009 PROPERTY/CASUALTY INSURANCE
TOTALS BY LINE OF BUSINESS - DIRECT WORKERS COMPENSATION**

OBS	COMPANY NAME	MARKET SHARE	DIRECT PREMIUMS WRITTEN	DIRECT PREMIUMS EARNED	DIRECT LOSSES PAID	DIRECT LOSSES INCURRED	LOSS RATIO
120	PACIFIC EMPLOYERS INSURANCE COMPANY	0.13%	\$973,741	\$947,497	\$125,875	-\$804,982	-84.96%
121	UNITED FIRE AND CASUALTY COMPANY	0.13%	\$947,527	\$973,684	\$230,540	\$323,229	33.20%
122	EVEREST NATIONAL INSURANCE COMPANY	0.13%	\$938,706	\$1,059,489	\$378,740	\$472,515	44.60%
123	CHARTER OAK FIRE INSURANCE CO THE	0.12%	\$914,831	\$831,037	\$456,799	\$864,746	104.06%
124	SELECTIVE INSURANCE COMPANY OF SOUTH CAROLI	0.12%	\$909,758	\$870,674	\$715,796	\$830,583	95.40%
125	CONTINENTAL INDEMNITY COMPANY	0.12%	\$886,499	\$886,499	\$346,248	\$729,767	82.32%
126	SEABRIGHT INSURANCE COMPANY	0.12%	\$875,984	\$665,330	\$498,945	\$593,462	89.20%
127	MIDWEST INSURANCE COMPANY	0.12%	\$870,773	\$955,079	\$193,211	\$276,724	28.97%
128	ARGONAUT INSURANCE COMPANY	0.12%	\$869,728	\$1,040,771	\$597,291	\$784,201	75.35%
129	ONEBEACON AMERICA INSURANCE COMPANY	0.11%	\$844,882	\$975,940	\$433,236	\$610,112	62.52%
130	STAR INSURANCE COMPANY	0.11%	\$792,978	\$893,681	\$513,391	\$381,925	42.74%
131	MID CENTURY INSURANCE COMPANY	0.10%	\$772,343	\$745,560	\$542,516	\$475,144	63.73%
132	ACE FIRE UNDERWRITERS INSURANCE COMPANY	0.10%	\$752,987	\$765,300	\$126,644	\$1,306,068	170.66%
133	GRANITE STATE INSURANCE COMPANY	0.10%	\$747,042	\$702,892	\$433,507	-\$2,603,172	-370.35%
134	SAFETY NATIONAL CASUALTY CORPORATION	0.10%	\$723,384	\$752,857	\$273,911	\$167,206	22.21%
135	UNITED STATES FIRE INSURANCE COMPANY	0.09%	\$702,140	\$684,593	\$503,034	-\$62,855	-9.18%
136	ACIG INSURANCE COMPANY	0.09%	\$678,432	\$678,432	\$75,360	\$334,523	49.31%
137	NORTH AMERICAN SPECIALTY INSURANCE COMPANY	0.09%	\$677,402	\$727,562	\$290,686	\$930,419	127.88%
138	VIGILANT INSURANCE COMPANY	0.09%	\$669,852	\$924,267	\$500,001	\$738,376	79.89%
139	SELECTIVE INSURANCE COMPANY OF THE SOUTHEAS	0.09%	\$667,704	\$709,552	\$251,747	\$411,484	57.99%
140	FARMLAND MUTUAL INSURANCE COMPANY	0.09%	\$667,349	\$706,497	\$226,815	-\$638,570	-90.39%
141	OLD REPUBLIC GENERAL INSURANCE CORPORATION	0.09%	\$666,326	\$855,486	\$1,157,331	\$2,815,878	329.16%
142	BROTHERHOOD MUTUAL INSURANCE CO	0.08%	\$615,338	\$721,323	\$148,252	\$173,142	24.00%
143	NORTHERN INSURANCE COMPANY OF NEW YORK	0.08%	\$581,575	\$538,812	\$759,025	\$1,364,005	253.15%
144	CASTLEPOINT NATIONAL INSURANCE COMPANY	0.08%	\$575,491	\$224,081	\$395,927	\$571,258	254.93%
145	COMPANION COMMERCIAL INSURANCE COMPANY	0.08%	\$564,322	\$358,277	\$28,405	\$156,289	43.62%
146	COMPANION PROPERTY AND CASUALTY INSURANCE I	0.07%	\$554,464	\$365,354	\$46,974	\$49,955	13.67%
147	OHIO CASUALTY INSURANCE COMPANY	0.07%	\$549,183	\$609,393	\$780,497	-\$811,534	-133.17%
148	STATE AUTOMOBILE MUTUAL INSURANCE COMPANY	0.07%	\$545,053	\$558,175	\$244,049	\$416,523	74.62%
149	STATE AUTO PROPERTY & CASUALTY INSURANCE CO	0.07%	\$529,759	\$621,856	\$246,810	-\$112,154	-18.04%
150	AMERICAN STATES INSURANCE COMPANY	0.07%	\$524,865	\$944,467	\$1,334,056	-\$5,763,898	-610.28%
151	PRAETORIAN INSURANCE COMPANY	0.07%	\$524,610	\$506,580	\$145,187	\$150,323	29.67%
152	DEPOSITORS INSURANCE COMPANY	0.07%	\$522,603	\$550,182	\$221,084	\$147,665	26.84%
153	MIITSUI SUMITOMO INSURANCE COMPANY OF AMERIC	0.07%	\$519,529	\$520,790	\$31,631	\$78,723	15.12%
154	NATIONAL INTERSTATE INSURANCE COMPANY	0.07%	\$508,740	\$462,248	\$250,611	\$395,873	85.64%
155	PENN MILLERS INSURANCE COMPANY	0.07%	\$495,695	\$377,764	\$67,663	\$520,089	137.68%
156	EMPLOYERS FIRE INSURANCE COMPANY	0.07%	\$488,689	\$540,986	\$392,311	\$225,872	41.75%
157	GENERAL CASUALTY INSURANCE COMPANY	0.06%	\$483,360	\$482,523	\$257,835	\$4,309	0.89%
158	WESTFIELD INSURANCE COMPANY	0.06%	\$471,936	\$380,597	\$51,444	\$208,193	54.70%
159	SAVERS PROPERTY & CASUALTY INSURANCE COMPA	0.06%	\$464,714	\$527,378	\$338,302	\$145,542	27.60%
160	DIAMOND INSURANCE COMPANY	0.06%	\$448,035	\$380,823	\$111,479	\$140,415	36.87%
161	SENTRY SELECT INSURANCE COMPANY	0.06%	\$443,885	\$869,074	\$467,245	\$940,248	108.19%
162	ULLICO CASUALTY COMPANY	0.06%	\$432,439	\$354,967	\$223,386	\$343,270	96.70%
163	BITUMINOUS FIRE AND MARINE INS CO	0.06%	\$430,795	\$491,569	\$167,691	\$65,410	13.31%
164	DALLAS NATIONAL INSURANCE COMPANY	0.06%	\$414,226	\$414,226	\$133,267	\$357,023	86.19%
165	WORK FIRST CASUALTY COMPANY	0.06%	\$411,530	\$434,355	\$81,469	\$266,374	61.33%
166	FCCI INSURANCE COMPANY	0.05%	\$405,792	\$72,901	\$0	\$2,610	3.58%
167	ST PAUL FIRE & MARINE INSURANCE COMPANY	0.05%	\$389,723	\$390,658	\$666,790	\$335,360	85.84%
168	ASSURANCE COMPANY OF AMERICA	0.05%	\$371,430	\$348,773	\$197,440	\$451,132	129.35%
169	ARGONAUT MIDWEST INSURANCE COMPANY	0.05%	\$357,316	\$228,016	\$22,511	\$107,509	47.15%
170	WEST AMERICAN INSURANCE COMPANY	0.05%	\$346,491	\$389,623	\$439,354	-\$844,561	-216.76%
171	UNION INSURANCE COMPANY OF PROVIDENCE	0.05%	\$342,962	\$183,447	\$25,054	\$172,753	94.17%
172	FLORISTS MUTUAL INSURANCE COMPANY	0.05%	\$341,487	\$294,519	\$138,902	\$323,031	109.68%
173	GREENWICH INSURANCE COMPANY	0.04%	\$333,124	\$266,864	\$87,406	\$124,577	46.68%
174	PREFERRED PROFESSIONAL INSURANCE COMPANY	0.04%	\$322,452	\$359,040	\$347,371	\$327,719	91.28%
175	NATIONAL TRUST INSURANCE COMPANY	0.04%	\$321,826	\$291,228	\$34,677	\$323,626	111.12%
176	TOWER INSURANCE COMPANY OF NEW YORK	0.04%	\$318,343	\$276,082	\$7,469	\$106,919	38.73%
177	FIREMANS FUND INSURANCE COMPANY	0.04%	\$308,944	\$228,487	\$377,771	-\$1,237,219	-541.48%
178	FIDELITY & GUARANTY INSURANCE UNDERWRITERS	0.04%	\$295,691	\$277,994	\$157,965	\$85,749	30.85%

**2009 PROPERTY/CASUALTY INSURANCE
TOTALS BY LINE OF BUSINESS - DIRECT WORKERS COMPENSATION**

OBS	COMPANY NAME	MARKET SHARE	DIRECT PREMIUMS WRITTEN	DIRECT PREMIUMS EARNED	DIRECT LOSSES PAID	DIRECT LOSSES INCURRED	LOSS RATIO
179	COOPERATIVE MUTUAL INSURANCE COMPANY	0.04%	\$293,056	\$290,736	\$190,587	-\$378,685	-130.25%
180	AMERICAN NATIONAL PROPERTY & CASUALTY COMP/	0.04%	\$289,452	\$347,956	\$116,596	-\$32,328	-9.29%
181	DAKOTA TRUCK UNDERWRITERS	0.04%	\$286,247	\$259,039	\$222,512	\$235,534	90.93%
182	TOKIO MARINE & NICHIDO FIRE INSURANCE CO LTD	0.04%	\$276,261	\$417,553	\$476,331	-\$153,352	-36.73%
183	GUIDEONE ELITE INSURANCE COMPANY	0.04%	\$273,595	\$150,479	\$184,512	-\$22,886	-15.21%
184	BANKERS STANDARD INSURANCE COMPANY	0.03%	\$251,540	\$190,973	\$106,240	\$129,642	67.88%
185	AMERICAN COMPENSATION INSURANCE COMPANY	0.03%	\$245,448	\$356,277	\$403,048	\$766,910	215.26%
186	MASSACHUSETTS BAY INSURANCE COMPANY	0.03%	\$235,019	\$222,726	\$195,871	\$328,286	147.39%
187	FIRST NATIONAL INSURANCE COMPANY OF AMERICA	0.03%	\$230,249	\$262,607	\$83,508	-\$215,315	-81.99%
188	SOMPO JAPAN INSURANCE COMPANY OF AMERICA	0.03%	\$226,514	\$233,690	\$143,169	\$356,507	152.56%
189	LUMBERMENS UNDERWRITING ALLIANCE	0.03%	\$221,833	\$225,306	\$680,662	-\$1,144,800	-508.11%
190	MANUFACTURERS ALLIANCE INSURANCE COMPANY	0.03%	\$215,104	\$159,181	\$110,804	\$119,511	75.08%
191	PENNSYLVANIA MANUFACTURERS INDEMNITY COMPA	0.03%	\$210,854	\$369,076	\$167,359	\$212,581	57.60%
192	AMTRUST INSURANCE COMPANY OF KANSAS INC	0.03%	\$207,247	\$101,041	\$0	\$27,603	27.32%
193	AMERICAN ALTERNATIVE INSURANCE CORPORATION	0.03%	\$200,692	\$198,100	\$166,031	-\$378,524	-191.08%
194	mitsui sumitomo insurance usa inc	0.03%	\$195,522	\$198,030	\$51,193	\$24,734	12.49%
195	BANCINSURE INC	0.03%	\$194,221	\$154,387	\$162,720	\$48,390	31.34%
196	MARYLAND CASUALTY COMPANY	0.03%	\$192,944	\$195,784	\$526,276	\$1,660,120	847.93%
197	GREAT NORTHERN INSURANCE COMPANY	0.02%	\$176,051	\$67,718	\$170,662	\$115,357	170.35%
198	NATIONAL AMERICAN INSURANCE COMPANY	0.02%	\$175,585	\$124,611	\$235,646	\$372,452	298.89%
199	NATIONAL SURETY CORPORATION	0.02%	\$174,187	\$199,921	\$766,786	\$291,612	145.86%
200	CHEROKEE INSURANCE COMPANY	0.02%	\$169,417	\$179,734	\$447,337	\$602,079	334.98%
201	GENERAL INSURANCE COMPANY OF AMERICA	0.02%	\$168,410	\$276,414	\$189,160	-\$238,906	-86.43%
202	UNION INSURANCE COMPANY	0.02%	\$164,816	\$175,953	\$35,514	\$158,044	89.82%
203	HANOVER INSURANCE COMPANY THE	0.02%	\$163,456	\$186,169	\$650,422	\$106,745	57.34%
204	AIU INSURANCE COMPANY	0.02%	\$160,782	\$160,782	\$391,722	\$293,412	182.49%
205	ADDISON INSURANCE COMPANY	0.02%	\$156,980	\$169,795	\$147,389	-\$9,509	-5.60%
206	SPARTA INSURANCE COMPANY	0.02%	\$153,754	\$98,256	\$35	\$70,101	71.35%
207	IMPERIAL CASUALTY AND INDEMNITY COMPANY	0.02%	\$153,527	\$153,527	\$0	\$20,842	13.58%
208	OHIO SECURITY INSURANCE COMPANY	0.02%	\$152,918	\$193,901	\$19,432	\$63,457	32.73%
209	NORTH RIVER INSURANCE COMPANY THE	0.02%	\$149,750	\$133,876	\$223,522	\$18,517	13.83%
210	CHARTIS PROPERTY CASUALTY COMPANY	0.02%	\$145,050	\$1,085,660	-\$60,091	-\$14,384	-1.32%
211	TRANSGUARD INSURANCE COMPANY OF AMERICA INC	0.02%	\$115,244	\$144,619	-\$32,234	-\$165,463	-114.41%
212	UTICA MUTUAL INSURANCE COMPANY	0.01%	\$107,362	\$107,215	\$164,548	\$368,541	343.74%
213	PLAZA INSURANCE COMPANY	0.01%	\$104,456	\$75,405	\$22,490	\$57,873	76.75%
214	GREAT AMERICAN INSURANCE COMPANY OF NEW YOI	0.01%	\$101,633	\$120,065	\$416,646	\$11,888	9.90%
215	GATEWAY INSURANCE COMPANY	0.01%	\$98,817	\$95,921	\$57,717	\$135,684	141.45%
216	HARLEYSVILLE INSURANCE COMPANY	0.01%	\$95,868	\$117,611	\$82,346	\$203,829	173.31%
217	MERIDIAN SECURITY INSURANCE COMPANY	0.01%	\$93,058	\$90,132	\$5,567	\$25,883	28.72%
218	GREAT AMERICAN ALLIANCE INSURANCE COMPANY	0.01%	\$87,666	\$49,272	\$190,971	\$172,129	349.34%
219	AMERICAN FIRE & CASUALTY COMPANY	0.01%	\$79,354	\$109,958	-\$1,028,776	-\$1,374,664	-1250.17%
220	BENCHMARK INSURANCE COMPANY	0.01%	\$72,072	\$5,182	\$100,230	\$45,189	872.04%
221	ADVANTAGE WORKERS COMPENSATION INSURANCE	0.01%	\$69,180	\$52,263	\$629	\$4,716	9.02%
222	CITIZENS INSURANCE COMPANY OF AMERICA	0.01%	\$68,350	\$68,484	\$58,295	\$86,570	126.41%
223	PEERLESS INDEMNITY INSURANCE COMPANY	0.01%	\$68,344	\$62,348	\$0	\$4,020	6.45%
224	AMERICAN AUTOMOBILE INSURANCE COMPANY	0.01%	\$66,415	\$78,589	\$37,363	-\$2,239	-2.85%
225	T H E INSURANCE COMPANY	0.01%	\$58,763	\$65,061	\$99,582	\$186,612	286.83%
226	EASTERN ALLIANCE INSURANCE COMPANY	0.01%	\$55,049	\$31,777	\$0	\$27,199	85.59%
227	SECURITY NATIONAL INSURANCE COMPANY	0.01%	\$54,116	\$81,422	\$12,454	\$14,579	17.91%
228	XL INSURANCE AMERICA INC	0.01%	\$48,801	\$36,961	\$5,616	\$23,875	64.60%
229	REPUBLIC INDEMNITY COMPANY OF CALIFORNIA	0.01%	\$45,826	\$45,029	\$136,608	\$354,284	786.79%
230	TRANS PACIFIC INSURANCE COMPANY	0.01%	\$40,445	\$28,750	\$0	\$15,416	53.62%
231	TRAVELERS CASUALTY AND SURETY COMPANY OF AI	0.01%	\$37,500	\$37,500	\$0	\$208,788	556.77%
232	ARROWOOD INDEMNITY COMPANY	0.00%	\$36,161	\$36,161	\$1,543,755	-\$297,955	-823.97%
233	FEDERATED RURAL ELECTRIC INSURANCE EXCHANG	0.00%	\$35,248	\$32,435	\$31,901	\$27,415	84.52%
234	ONEBEACON INSURANCE COMPANY	0.00%	\$33,694	\$9,802	\$805,968	\$297,843	3038.59%
235	ASSOCIATED INDEMNITY CORPORATION	0.00%	\$21,724	\$22,639	\$166,462	-\$127,934	-565.10%
236	INSURANCE COMPANY OF THE WEST	0.00%	\$18,015	\$16,709	\$0	-\$1,120	-6.70%
237	SFM MUTUAL INSURANCE COMPANY	0.00%	\$14,589	\$18,613	\$15,628	\$103,058	553.69%

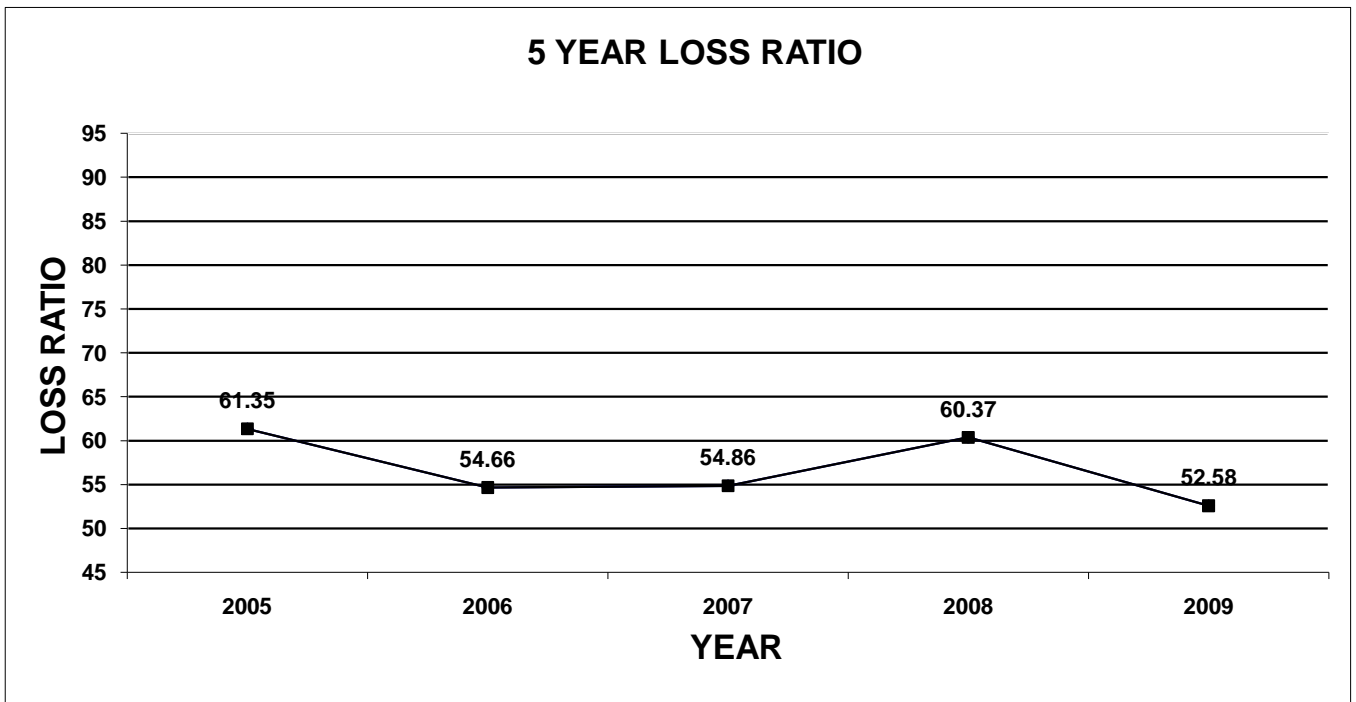
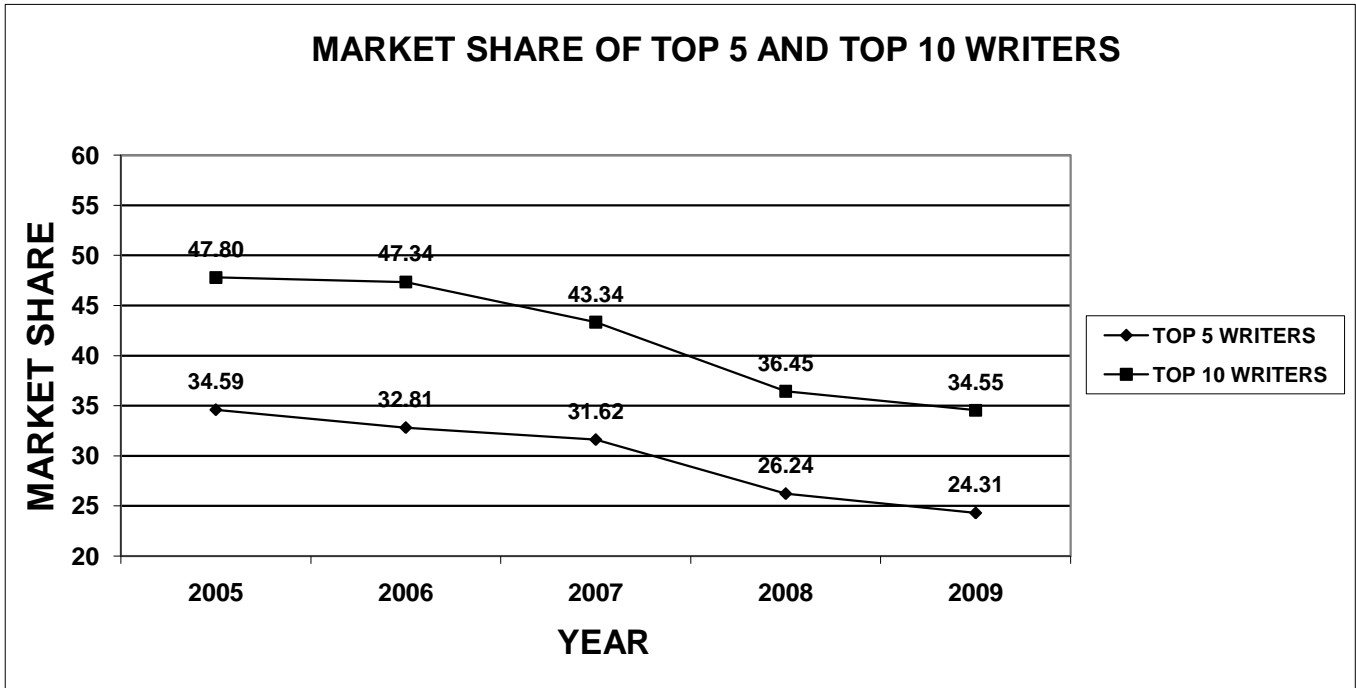
**2009 PROPERTY/CASUALTY INSURANCE
TOTALS BY LINE OF BUSINESS - DIRECT WORKERS COMPENSATION**

OBS	COMPANY NAME	MARKET SHARE	DIRECT PREMIUMS WRITTEN	DIRECT PREMIUMS EARNED	DIRECT LOSSES PAID	DIRECT LOSSES INCURRED	LOSS RATIO
238	TOWER NATIONAL INSURANCE COMPANY	0.00%	\$13,750	\$2,366	\$0	\$1,858	78.53%
239	HARCO NATIONAL INSURANCE COMPANY	0.00%	\$10,729	\$24,382	\$25,756	-\$25,332	-103.90%
240	EMPLOYERS SECURITY INSURANCE COMPANY	0.00%	\$8,565	\$41,330	\$23,627	\$9,980	24.15%
241	ALASKA NATIONAL INSURANCE COMPANY	0.00%	\$8,458	-\$29,162	\$406	-\$20,423	70.03%
242	SAFETY FIRST INSURANCE COMPANY	0.00%	\$8,212	\$12,114	\$0	-\$62,142	-512.98%
243	ATLANTIC SPECIALTY INSURANCE COMPANY	0.00%	\$6,831	\$8,971	\$63,853	-\$192,738	-2148.46%
244	ACCIDENT INSURANCE COMPANY INC	0.00%	\$6,442	\$388	\$0	\$187	48.20%
245	WEST BEND MUTUAL INSURANCE COMPANY	0.00%	\$6,114	\$1,067	\$0	\$1,890	177.13%
246	CRUM & FORSTER INDEMNITY COMPANY	0.00%	\$3,398	\$13,783	\$0	-\$31,078	-225.48%
247	CORNHUSKER CASUALTY COMPANY	0.00%	\$2,952	\$934	\$0	\$712	76.23%
248	EMPLOYERS PREFERRED INSURANCE COMPANY	0.00%	\$2,827	\$2,978	\$0	\$921	30.93%
249	GREAT AMERICAN INSURANCE COMPANY	0.00%	\$2,297	\$2,316	\$138,626	-\$43,690	-1886.44%
250	AMERICAN MOTORISTS INSURANCE COMPANY	0.00%	\$2,110	\$2,110	\$557,389	\$383,733	18186.40%
251	MEMIC INDEMNITY COMPANY	0.00%	\$1,844	\$1,064	\$0	\$691	64.94%
252	NIPPONKOA INSURANCE COMPANY LIMITED (US BRAN	0.00%	\$1,367	\$1,636	\$0	\$1,142	69.80%
253	TRINITY UNIVERSAL INSURANCE COMPANY	0.00%	\$894	\$894	\$5,804	-\$8,934	-999.33%
254	CHUBB NATIONAL INSURANCE COMPANY	0.00%	\$772	\$647	\$0	\$170	26.28%
255	HARLEYSVILLE MUTUAL INSURANCE CO	0.00%	\$699	\$724	\$0	\$315	43.51%
256	NATIONWIDE MUTUAL FIRE INSURANCE COMPANY	0.00%	\$379	\$378	\$14,541	\$8,592	2273.02%
257	LUMBERMENS MUTUAL CASUALTY COMPANY	0.00%	\$317	\$317	\$477,653	\$1,120,653	353518.30%
258	NATIONWIDE PROPERTY & CASUALTY INSURANCE CO	0.00%	\$197	\$197	\$12,133	-\$18,065	-9170.05%
259	PENNSYLVANIA NATIONAL MUTUAL CASUALTY INSUR	0.00%	\$172	\$108	\$2,800	\$1,300	1203.70%
260	CUMIS INSURANCE SOCIETY INC	0.00%	\$134	\$5,983	\$103,904	-\$349,986	-5849.67%
261	PETROLEUM CASUALTY COMPANY	0.00%	\$121	\$121	\$0	\$0	0.00%
262	21ST CENTURY CENTENNIAL INSURANCE COMPANY	0.00%	\$0	\$0	\$0	-\$5,753	N/A
263	21ST CENTURY PREMIER INSURANCE COMPANY	0.00%	\$0	\$0	\$0	-\$1,496	N/A
264	ACE INDEMNITY INSURANCE COMPANY	0.00%	\$0	-\$236	\$0	-\$157,779	66855.51%
265	ALEA NORTH AMERICA INSURANCE COMPANY	0.00%	\$0	\$0	\$625,638	-\$533,657	N/A
266	ALLIANZ GLOBAL RISKS US INSURANCE COMPANY	0.00%	\$0	\$0	\$0	-\$71,979	N/A
267	ALLIED PROPERTY & CASUALTY INSURANCE COMPAN	0.00%	\$0	\$0	\$0	\$0	N/A
268	ALLIED WORLD REINSURANCE COMPANY	0.00%	\$0	\$0	\$0	-\$45,028	N/A
269	ALLSTATE INSURANCE COMPANY	0.00%	\$0	\$0	\$2,742	-\$609,340	N/A
270	AMERICAN SAFETY CASUALTY INSURANCE COMPANY	0.00%	\$0	\$0	\$1,293	\$1,223	N/A
271	ATHENA ASSURANCE COMPANY	0.00%	\$0	\$5	\$0	\$5,685	113700.00%
272	AUTOMOBILE INS CO OF HARTFORD CT	0.00%	\$0	\$0	\$0	-\$2,999	N/A
273	AXIS INSURANCE COMPANY	0.00%	\$0	\$0	\$40	\$40	N/A
274	CAMDEN FIRE INSURANCE ASSOCIATION THE	0.00%	\$0	\$0	\$0	-\$38,764	N/A
275	CENTRE INSURANCE COMPANY	0.00%	\$0	\$0	\$6,636	-\$12,882	N/A
276	CHRYSLER INSURANCE COMPANY	0.00%	\$0	\$0	\$0	-\$2,000	N/A
277	CLARENDON NATIONAL INSURANCE COMPANY	0.00%	\$0	\$0	\$311,143	-\$290,238	N/A
278	COMMERCIAL CASUALTY INSURANCE COMPANY	0.00%	\$0	\$0	\$203,881	\$274,596	N/A
279	ECONOMY FIRE & CASUALTY COMPANY	0.00%	\$0	\$0	\$0	-\$30,872	N/A
280	EMPIRE FIRE AND MARINE INSURANCE CO	0.00%	\$0	\$0	\$0	\$9	N/A
281	EVERGREEN NATIONAL INDEMNITY COMPANY	0.00%	\$0	\$0	\$99,225	-\$4,036	N/A
282	FAIRFIELD INSURANCE COMPANY	0.00%	\$0	\$0	\$78,000	-\$19,778	N/A
283	FAIRMONT INSURANCE COMPANY	0.00%	\$0	\$0	\$0	\$0	N/A
284	FAIRMONT SPECIALTY INSURANCE COMPANY	0.00%	\$0	\$0	\$35,906	\$81,657	N/A
285	GENESIS INSURANCE COMPANY	0.00%	\$0	\$0	\$0	\$1,000	N/A
286	GRAIN DEALERS MUTUAL INSURANCE CO	0.00%	\$0	\$0	\$12,595	\$495	N/A
287	GREAT AMERICAN ASSURANCE COMPANY	0.00%	\$0	\$0	\$0	-\$14,261	N/A
288	HARBOR SPECIALTY INSURANCE COMPANY	0.00%	\$0	\$0	\$2,338	-\$11,684	N/A
289	INSURANCE COMPANY OF NORTH AMERICA	0.00%	\$0	\$3,139	\$62,899	\$115,332	3674.16%
290	MILLERS FIRST INSURANCE COMANY	0.00%	\$0	\$0	\$7,151	-\$90	N/A
291	MILWAUKEE CASUALTY INSURANCE CO	0.00%	\$0	\$0	\$0	-\$25	N/A
292	NORTHERN ASSURANCE COMPANY OF AMERICA	0.00%	\$0	\$0	\$203,220	\$1,665	N/A
293	OHIO FARMERS INSURANCE COMPANY	0.00%	\$0	\$0	\$0	\$2,526	N/A
294	PENNSYLVANIA GENERAL INSURANCE COMPANY	0.00%	\$0	\$0	\$397,798	-\$235,137	N/A
295	PROFESSIONAL LIABILITY INSURANCE COMPANY OF /	0.00%	\$0	\$0	-\$71,666	-\$676,059	N/A
296	REDLAND INSURANCE COMPANY	0.00%	\$0	\$0	\$53,534	\$27,353	N/A

**2009 PROPERTY/CASUALTY INSURANCE
TOTALS BY LINE OF BUSINESS - DIRECT WORKERS COMPENSATION**

OBS	COMPANY NAME	MARKET SHARE	DIRECT PREMIUMS WRITTEN	DIRECT PREMIUMS EARNED	DIRECT LOSSES PAID	DIRECT LOSSES INCURRED	LOSS RATIO
297	REPUBLIC INDEMNITY COMPANY OF AMERICA	0.00%	\$0	\$0	\$0	\$0	N/A
298	SAFECO INSURANCE COMPANY OF AMERICA	0.00%	\$0	\$0	\$1,473	-\$1,492,458	N/A
299	SAGAMORE INSURANCE COMPANY	0.00%	\$0	\$0	\$276,680	-\$144,499	N/A
300	SECURA SUPREME INSURANCE COMPANY	0.00%	\$0	\$0	\$0	-\$24	N/A
301	SHELTER MUTUAL INSURANCE COMPANY	0.00%	\$0	\$0	\$81,789	\$81,789	N/A
302	ST PAUL GUARDIAN INSURANCE COMPANY	0.00%	\$0	-\$709	\$25,073	-\$122,822	17323.27%
303	ST PAUL MERCURY INSURANCE COMPANY	0.00%	\$0	\$28	\$464,778	\$1,427,187	5097096.43%
304	ST PAUL PROTECTIVE INSURANCE COMPANY	0.00%	\$0	\$9	-\$2,169	-\$1,815	-20166.67%
305	TIG INDEMNITY COMPANY	0.00%	\$0	\$0	\$0	-\$15,588	N/A
306	TIG INSURANCE COMPANY	0.00%	\$0	\$0	\$1,621,678	\$1,176,823	N/A
307	TITAN INDEMNITY COMPANY	0.00%	\$0	\$0	\$0	\$2,877	N/A
308	TRAVELERS CASUALTY COMPANY OF CONNECTICUT	0.00%	\$0	\$0	\$0	\$253	N/A
309	TRAVELERS COMMERCIAL INSURANCE COMPANY	0.00%	\$0	\$0	\$0	\$1	N/A
310	U S SPECIALTY INSURANCE COMPANY	0.00%	\$0	\$0	-\$72	-\$72	N/A
311	WHITE MOUNTAINS REINSURANCE COMPANY OF AME	0.00%	\$0	\$0	\$0	\$10,825	N/A
312	AMERICAN MANUFACTURERS MUTUAL INSURANCE CO	0.00%	-\$389	-\$389	\$1,222,360	\$244,242	-62787.15%
313	MONROE GUARANTY INSURANCE COMPANY	0.00%	-\$1,278	\$82,409	\$2,363	\$38,150	46.29%
314	VIRGINIA SURETY COMPANY INC	0.00%	-\$1,507	-\$1,507	\$721,569	-\$1,257,243	83426.87%
315	CONTINENTAL INSURANCE COMPANY THE	0.00%	-\$2,055	-\$27,197	\$383,260	\$316,542	-1163.89%
316	FIDELITY AND DEPOSIT COMPANY MARYLAND	0.00%	-\$4,457	-\$18,763	\$941,149	-\$435,916	2323.27%
317	UNIVERSAL UNDERWRITERS INS CO	0.00%	-\$5,981	-\$21,702	\$567,614	-\$492,824	2270.87%
318	COLONIAL AMERICAN CASUALTY AND SURETY C	0.00%	-\$14,280	\$2,778	\$25,706	\$32,974	1186.97%
319	INDIANA LUMBERMENS MUTUAL INSURANCE COMPAN	0.00%	-\$31,410	\$14,028	\$688,140	\$107,135	763.72%
320	CAROLINA CASUALTY INSURANCE COMPANY	-0.01%	-\$47,176	\$1,038,424	\$752,578	\$537,032	51.72%
321	CAPITAL CITY INSURANCE COMPANY INC	-0.01%	-\$51,509	-\$41,494	\$153,286	\$22,578	-54.41%
	TOTAL	100.00%	\$743,925,190	\$784,443,521	\$459,440,256	\$412,467,861	52.58%

MISSOURI DIRECT WORKERS COMPENSATION INSURANCE



2009 PROPERTY/CASUALTY INSURANCE
TOTALS BY LINE OF BUSINESS - OTHER LIABILITY (Bodily Injury & Property Damage)

OBS	COMPANY NAME	MARKET SHARE	DIRECT PREMIUMS WRITTEN	DIRECT PREMIUMS EARNED	DIRECT LOSSES PAID	DIRECT LOSSES INCURRED	LOSS RATIO
1	CONTINENTAL INSURANCE COMPANY THE	30.72%	\$185,114,967	\$189,074,913	\$105,367,525	\$88,601,917	46.86%
2	ACE AMERICAN INSURANCE COMPANY	5.95%	\$35,868,259	\$38,307,522	\$10,128,057	\$36,257,189	94.65%
3	NATIONAL UNION FIRE INSURANCE COMPANY OF PITTS	3.82%	\$23,033,739	\$26,015,066	\$12,888,534	-\$70,682,336	-271.70%
4	ZURICH AMERICAN INSURANCE COMPANY	3.66%	\$22,037,616	\$22,666,863	\$14,252,174	\$33,989,930	149.95%
5	CATERPILLAR INSURANCE COMPANY	2.69%	\$16,195,628	\$14,489,547	\$12,633,984	\$14,262,840	98.44%
6	STATE FARM FIRE AND CASUALTY COMPANY	2.41%	\$14,542,684	\$14,399,402	\$3,717,676	\$3,727,753	25.89%
7	AMERICAN GUARANTEE & LIABILITY INSURANCE COMP	2.16%	\$13,038,257	\$13,754,637	\$819,459	\$18,422,871	133.94%
8	CINCINNATI INSURANCE COMPANY THE	1.88%	\$11,359,392	\$11,337,490	\$5,060,427	-\$47,621	-0.42%
9	AMERICAN FAMILY MUTUAL INSURANCE COMPANY	1.82%	\$10,994,712	\$10,678,333	\$5,061,768	\$7,776,607	72.83%
10	OLD REPUBLIC INSURANCE COMPANY	1.68%	\$10,140,700	\$10,050,801	\$6,308,325	\$11,171,289	111.15%
11	PHILADELPHIA INDEMNITY INSURANCE COMPANY	1.62%	\$9,760,198	\$9,286,328	\$1,657,042	\$3,756,026	40.45%
12	TRAVELERS CASUALTY AND SURETY COMPANY OF AM	1.55%	\$9,357,757	\$8,207,843	\$4,126,905	\$3,147,574	38.35%
13	ST PAUL FIRE & MARINE INSURANCE COMPANY	1.51%	\$9,093,784	\$9,271,283	\$4,370,466	\$10,522,539	113.50%
14	UNITED FIRE AND CASUALTY COMPANY	1.23%	\$7,412,456	\$7,527,744	\$1,614,316	\$2,947,200	39.15%
15	TWIN CITY FIRE INSURANCE COMPANY	1.21%	\$7,288,378	\$8,437,132	\$750,297	-\$533,335	-6.32%
16	TRAVELERS INDEMNITY COMPANY	1.17%	\$7,056,966	\$7,590,964	\$5,492,850	\$5,126,690	67.54%
17	CONTINENTAL CASUALTY COMPANY	1.15%	\$6,930,219	\$7,456,443	\$2,913,564	\$18,337,522	245.93%
18	SHELTER MUTUAL INSURANCE COMPANY	1.12%	\$6,750,471	\$6,790,477	\$2,922,230	\$2,519,503	37.10%
19	FEDERAL INSURANCE COMPANY	1.09%	\$6,579,303	\$7,001,363	\$1,748,635	\$1,593,019	22.75%
20	TRAVELERS PROPERTY CASUALTY COMPANY OF AME	0.99%	\$5,945,429	\$6,132,007	\$354,643	\$4,930,879	80.41%
21	AXIS INSURANCE COMPANY	0.93%	\$5,588,167	\$4,999,464	\$3,282	\$2,738,746	54.78%
22	ALLIED WORLD NATIONAL ASSURANCE COMPANY	0.80%	\$4,848,453	\$4,501,339	\$0	\$2,590,997	57.56%
23	RSUI INDEMNITY COMPANY	0.60%	\$3,588,950	\$3,538,507	\$57,500	\$366,853	10.37%
24	LIBERTY INSURANCE UNDERWRITERS INC.	0.59%	\$3,576,722	\$3,633,342	\$4,827,887	\$2,315,881	63.74%
25	NAVIGATORS INSURANCE COMPANY	0.59%	\$3,558,190	\$2,726,374	\$0	\$894,687	32.82%
26	ARCH INSURANCE COMPANY	0.56%	\$3,363,492	\$3,170,466	\$798,251	-\$72,034	-2.27%
27	HAWKEYE SECURITY INSURANCE COMPANY	0.56%	\$3,345,764	\$3,341,704	\$1,721,072	\$1,547,165	46.30%
28	U S SPECIALTY INSURANCE COMPANY	0.55%	\$3,321,810	\$3,388,799	\$74,839	-\$1,848,960	-54.56%
29	AMERISURE MUTUAL INSURANCE COMPANY	0.54%	\$3,236,278	\$3,462,037	\$4,031,921	\$5,334,342	154.08%
30	AMCO INSURANCE COMPANY	0.52%	\$3,131,987	\$3,342,763	\$902,005	\$648,960	19.41%
31	LIBERTY MUTUAL FIRE INSURANCE COMPANY	0.52%	\$3,129,252	\$3,000,220	\$1,639,050	\$2,952,093	98.40%
32	EMPLOYERS MUTUAL CASUALTY COMPANY	0.52%	\$3,122,242	\$3,145,370	\$3,714,352	\$2,714,978	86.32%
33	WESTCHESTER FIRE INSURANCE COMPANY	0.50%	\$2,992,999	\$2,689,209	\$406,422	\$1,397,343	51.96%
34	UNIVERSAL UNDERWRITERS INS CO	0.45%	\$2,689,547	\$3,215,364	\$2,038,815	\$2,152,769	66.95%
35	GREAT AMERICAN INSURANCE COMPANY	0.42%	\$2,505,080	\$2,613,188	\$3,000,000	\$515,763	19.74%
36	NATIONWIDE MUTUAL INSURANCE COMPANY	0.41%	\$2,448,955	\$2,500,854	\$423,659	\$362,786	14.51%
37	BEAZLEY INSURANCE COMPANY INC	0.40%	\$2,419,960	\$2,278,512	\$41,562	\$817,156	35.86%
38	ACUITY A MUTUAL INSURANCE COMPANY	0.39%	\$2,341,807	\$2,415,822	\$444,838	\$2,612,115	108.13%
39	NATIONAL CASUALTY COMPANY	0.38%	\$2,275,105	\$2,329,943	\$767,311	\$468,114	20.09%
40	SAFECO INSURANCE COMPANY OF AMERICA	0.37%	\$2,237,817	\$2,189,864	\$1,170,406	-\$923,951	-42.19%
41	CAMERON MUTUAL INSURANCE COMPANY	0.37%	\$2,217,755	\$2,237,108	\$1,093,166	\$707,208	31.61%
42	INSURANCE COMPANY OF THE STATE OF PENNSYLVAI	0.36%	\$2,150,237	\$2,282,879	-\$269,913	-\$770,543	-33.75%
43	NATIONAL SURETY CORPORATION	0.35%	\$2,131,871	\$1,984,112	\$608,447	\$479,151	24.15%
44	GRINNELL MUTUAL REINSURANCE COMPANY	0.35%	\$2,092,151	\$2,060,194	\$1,202,463	\$2,098,596	101.86%
45	GREAT AMERICAN ASSURANCE COMPANY	0.35%	\$2,087,349	\$2,357,311	\$120,231	\$610,412	25.89%
46	HUDSON INSURANCE COMPANY	0.34%	\$2,033,245	\$1,790,205	\$2,468	\$255,075	14.25%
47	ACE PROPERTY AND CASUALTY INSURANCE COMPAN	0.34%	\$2,020,982	\$2,019,039	-\$5,141	\$1,820,170	90.15%
48	UTICA MUTUAL INSURANCE COMPANY	0.33%	\$1,991,344	\$2,014,485	\$117,110	-\$990,051	-49.15%
49	STATE AUTO PROPERTY & CASUALTY INSURANCE COI	0.32%	\$1,958,306	\$2,060,777	\$404,001	\$718,031	34.84%
50	FEDERATED RURAL ELECTRIC INSURANCE EXCHANGE	0.32%	\$1,950,597	\$1,979,579	\$720,321	\$1,754,464	88.63%
51	GREAT AMERICAN INSURANCE COMPANY OF NEW YOR	0.32%	\$1,925,133	\$1,993,073	\$68,547	\$691,462	34.69%
52	ADDISON INSURANCE COMPANY	0.32%	\$1,918,263	\$1,976,805	\$2,167,819	\$2,135,232	108.01%
53	FIREMANS FUND INSURANCE COMPANY	0.30%	\$1,825,613	\$1,789,931	\$955,669	-\$1,975,526	-110.37%
54	FARMERS INSURANCE EXCHANGE	0.28%	\$1,677,108	\$1,714,936	\$1,063,516	\$489,445	28.54%
55	EVEREST NATIONAL INSURANCE COMPANY	0.28%	\$1,673,298	\$1,525,380	\$8,635	\$583,411	38.25%
56	XL INSURANCE AMERICA INC	0.27%	\$1,611,472	\$1,866,329	\$0	\$967,122	51.82%
57	NATIONWIDE AGRIBUSINESS INSURANCE COMPANY	0.27%	\$1,606,379	\$1,636,702	\$879,856	\$1,803,886	110.21%
58	GENERAL CASUALTY COMPANY OF WISCONSIN	0.27%	\$1,600,950	\$1,522,356	\$1,025,650	-\$351,749	-23.11%
59	ONEBEACON AMERICA INSURANCE COMPANY	0.26%	\$1,582,265	\$1,544,725	\$105,080	\$478,710	30.99%
60	CATLIN INSURANCE COMPANY INC	0.25%	\$1,504,952	\$930,337	\$3,050	\$391,961	42.13%

2009 PROPERTY/CASUALTY INSURANCE
TOTALS BY LINE OF BUSINESS - OTHER LIABILITY (Bodily Injury & Property Damage)

OBS	COMPANY NAME	MARKET SHARE	DIRECT PREMIUMS WRITTEN	DIRECT PREMIUMS EARNED	DIRECT LOSSES PAID	DIRECT LOSSES INCURRED	LOSS RATIO
61	FEDERATED MUTUAL INSURANCE COMPANY	0.24%	\$1,446,447	\$1,593,425	\$1,482,338	\$33,276	2.09%
62	CHARTER OAK FIRE INSURANCE CO THE	0.24%	\$1,426,176	\$1,685,805	\$75,825	\$503,957	29.89%
63	AMERICAN STATES INSURANCE COMPANY	0.23%	\$1,412,846	\$1,628,382	\$155,778	-\$3,865,195	-237.36%
64	SECURA INSURANCE A MUTUAL COMPANY	0.23%	\$1,392,580	\$1,362,466	\$1,125,000	\$1,160,552	85.18%
65	AMERICAN NATIONAL PROPERTY & CASUALTY COMPA	0.23%	\$1,382,925	\$1,377,162	\$384,398	-\$141,844	-10.30%
66	AMERICAN HOME ASSURANCE COMPANY	0.23%	\$1,357,977	\$2,711,980	\$1,741,842	\$484,432	17.86%
67	HARTFORD CASUALTY INSURANCE CO	0.22%	\$1,317,691	\$1,298,335	\$117,039	-\$10,866	-0.84%
68	ONEBEACON INSURANCE COMPANY	0.22%	\$1,311,739	\$1,242,760	\$645,000	\$10,942	0.88%
69	EMPLOYERS FIRE INSURANCE COMPANY	0.20%	\$1,233,898	\$1,325,495	\$18,825	\$519,962	39.23%
70	MISSOURI HOSPITAL PLAN	0.20%	\$1,232,536	\$1,180,381	\$118,781	\$136,482	11.56%
71	RLI INSURANCE COMPANY	0.20%	\$1,227,782	\$1,411,119	\$869,007	\$3,592,434	254.58%
72	PROGRESSIVE NORTHWESTERN INSURANCE COMPAN	0.20%	\$1,219,366	\$1,237,212	\$360,267	\$333,222	26.93%
73	AMERICAN AUTOMOBILE INSURANCE COMPANY	0.20%	\$1,212,674	\$1,272,149	\$49,795	-\$677,214	-53.23%
74	EMCASCO INSURANCE COMPANY	0.19%	\$1,172,136	\$950,796	\$324,203	\$228,478	24.03%
75	HARTFORD FIRE INSURANCE COMPANY	0.19%	\$1,122,076	\$1,129,938	\$340,771	\$5,343,526	472.90%
76	GENERALI U S BRANCH	0.18%	\$1,080,634	\$1,032,332	\$0	\$6,583	0.64%
77	AMERICAN INSURANCE COMPANY THE	0.18%	\$1,077,851	\$1,134,752	\$56,602	\$291,941	25.73%
78	NEW HAMPSHIRE INSURANCE COMPANY	0.17%	\$1,043,992	\$1,559,442	\$3,538,294	\$5,550,640	355.94%
79	FIDELITY AND DEPOSIT COMPANY MARYLAND	0.17%	\$1,038,752	\$673,583	\$42,037	-\$70,035	-10.40%
80	ST PAUL MERCURY INSURANCE COMPANY	0.17%	\$1,007,643	\$889,354	\$245,378	-\$390,682	-43.93%
81	GREENWICH INSURANCE COMPANY	0.16%	\$990,863	\$1,476,902	\$1,310,830	-\$4,038,995	-273.48%
82	COLUMBIA MUTUAL INSURANCE COMPANY	0.16%	\$983,334	\$1,024,429	\$203,497	-\$107,087	-10.45%
83	AUTO OWNERS INSURANCE COMPANY	0.16%	\$971,650	\$980,199	\$76,173	\$922,146	94.08%
84	SCOTTSDALE INDEMNITY COMPANY	0.16%	\$944,603	\$471,143	\$5,000	\$214,137	45.45%
85	T H E INSURANCE COMPANY	0.15%	\$894,925	\$884,667	\$66,754	\$398,556	45.05%
86	CUMIS INSURANCE SOCIETY INC	0.15%	\$894,734	\$1,047,571	\$913,963	\$529,219	50.52%
87	NATIONAL SPECIALTY INSURANCE COMPANY	0.15%	\$888,604	\$782,283	\$687,268	\$628,244	80.31%
88	SELECTIVE INSURANCE COMPANY OF SOUTH CAROLIN	0.15%	\$882,576	\$851,502	\$324,379	\$278,287	32.68%
89	FOREMOST INSURANCE COMPANY	0.14%	\$822,137	\$793,529	\$106,098	\$75,083	9.46%
90	WEST BEND MUTUAL INSURANCE COMPANY	0.13%	\$812,461	\$222,190	\$361	\$171,075	76.99%
91	WESTPORT INSURANCE CORPORATION	0.13%	\$789,183	\$760,374	\$419,346	\$1,897,312	249.52%
92	CHICAGO INSURANCE COMPANY	0.13%	\$775,241	\$820,259	\$328,107	-\$179,188	-21.85%
93	UNITED SERVICES AUTOMOBILE ASSOCIATION	0.13%	\$765,794	\$730,386	\$788,339	\$106,777	14.62%
94	SENTRY SELECT INSURANCE COMPANY	0.13%	\$753,532	\$817,682	\$255,403	\$453,934	55.51%
95	UNIVERSAL UNDERWRITERS OF TEXAS INSURANCE CC	0.12%	\$746,634	\$518,204	\$701,244	\$925,858	178.67%
96	AMERICAN ALTERNATIVE INSURANCE CORPORATION	0.12%	\$740,307	\$759,561	\$2,086,273	\$2,769,652	364.64%
97	FEDERATED SERVICE INSURANCE COMPANY	0.12%	\$735,073	\$785,319	\$1,032,627	\$159,806	20.35%
98	UNITED STATES FIRE INSURANCE COMPANY	0.12%	\$734,653	\$729,026	\$52,390	-\$54,348	-7.45%
99	BITUMINOUS CASUALTY CORPORATION	0.12%	\$724,598	\$755,797	\$74,456	-\$34,144	-4.52%
100	PROTECTIVE INSURANCE COMPANY	0.12%	\$711,191	\$711,191	\$3,352,286	-\$1,251,251	-175.94%
101	GENERAL STAR NATIONAL INS CO	0.12%	\$705,709	\$678,616	\$1,304,775	\$62,774	9.25%
102	SOUTHERN PIONEER PROPERTY AND CASUALTY INSU	0.11%	\$683,752	\$684,189	\$370,078	\$511,753	74.80%
103	CAROLINA CASUALTY INSURANCE COMPANY	0.11%	\$678,943	\$522,778	\$97,908	\$284,456	54.41%
104	VALIANT INSURANCE COMPANY	0.11%	\$677,231	\$397,989	\$0	\$206,686	51.93%
105	ALLSTATE INSURANCE COMPANY	0.11%	\$676,876	\$729,150	\$111,289	\$196,703	26.98%
106	AUTOMOBILE INS CO OF HARTFORD CT	0.11%	\$672,465	\$635,376	\$12,195	\$135,650	21.35%
107	OHIO CASUALTY INSURANCE COMPANY	0.11%	\$667,711	\$732,811	\$443,163	\$30,843	4.21%
108	FARM BUREAU TOWN & COUNTRY INS CO OF MO	0.11%	\$659,490	\$684,449	\$507,862	\$1,136,518	166.05%
109	NORTH RIVER INSURANCE COMPANY THE	0.11%	\$654,764	\$731,054	\$1,000,000	\$784,136	107.26%
110	GUIDEONE MUTUAL INSURANCE COMPANY	0.11%	\$649,812	\$678,661	\$0	\$111,729	16.46%
111	UNITED STATES LIABILITY INSURANCE COMPANY	0.11%	\$641,377	\$625,757	\$19,821	\$135,141	21.60%
112	MARKEL AMERICAN INSURANCE COMPANY	0.11%	\$633,613	\$665,573	\$33,946	-\$64,573	-9.70%
113	PHOENIX INSURANCE COMPANY THE	0.10%	\$604,477	\$528,129	\$39,931	\$173,607	32.87%
114	CHURCH MUTUAL INSURANCE COMPANY	0.10%	\$602,720	\$644,209	\$3,000,000	-\$43,405	-6.74%
115	SENTRY CASUALTY COMPANY	0.10%	\$598,053	\$610,201	-\$2,315	\$379,862	62.25%
116	GREAT WEST CASUALTY COMPANY	0.10%	\$589,851	\$604,328	\$21,451	\$372,451	61.63%
117	VANLINER INSURANCE COMPANY	0.10%	\$585,764	\$573,435	\$202,686	\$446,057	77.79%
118	ALLSTATE INDEMNITY COMPANY	0.09%	\$553,381	\$546,680	\$0	\$5,754	1.05%
119	MID-CONTINENT CASUALTY COMPANY	0.09%	\$528,464	\$646,165	\$147,417	\$403,139	62.39%

**2009 PROPERTY/CASUALTY INSURANCE
TOTALS BY LINE OF BUSINESS - OTHER LIABILITY (Bodily Injury & Property Damage)**

OBS	COMPANY NAME	MARKET SHARE	DIRECT PREMIUMS WRITTEN	DIRECT PREMIUMS EARNED	DIRECT LOSSES PAID	DIRECT LOSSES INCURRED	LOSS RATIO
120	PENNSYLVANIA LUMBERMENS MUTUAL INSURANCE CI	0.09%	\$525,108	\$753,492	\$12,318	\$111,546	14.80%
121	RIVERPORT INSURANCE COMPANY	0.08%	\$510,043	\$572,375	\$198,760	\$170,466	29.78%
122	ARGONAUT INSURANCE COMPANY	0.08%	\$491,566	\$271,928	\$0	\$130,249	47.90%
123	TOKIO MARINE & NICHIDO FIRE INSURANCE CO LTD	0.08%	\$473,559	\$518,871	\$12,963	\$126,132	24.31%
124	SAVERS PROPERTY & CASUALTY INSURANCE COMPAN	0.08%	\$470,276	\$473,735	\$25,523	-\$27,254	-5.75%
125	ST PAUL GUARDIAN INSURANCE COMPANY	0.08%	\$458,035	\$325,956	\$265	\$387,053	118.74%
126	GREAT NORTHERN INSURANCE COMPANY	0.07%	\$451,952	\$467,630	\$265,002	\$503,467	107.66%
127	CHARTIS PROPERTY CASUALTY COMPANY	0.07%	\$446,763	\$608,032	\$0	-\$20,927	-3.44%
128	PENN MILLERS INSURANCE COMPANY	0.07%	\$444,759	\$342,945	\$153,960	\$1,638,993	477.92%
129	21ST CENTURY NORTH AMERICA INSURANCE COMPAN	0.07%	\$443,911	\$613,450	\$0	\$71,835	11.71%
130	COLUMBIA NATIONAL INSURANCE COMPANY	0.07%	\$428,649	\$407,450	\$0	-\$116,314	-28.55%
131	ST PAUL PROTECTIVE INSURANCE COMPANY	0.07%	\$421,733	\$401,186	\$64,905	\$197,688	49.28%
132	FOUNDERS INSURANCE COMPANY	0.07%	\$420,245	\$433,243	\$0	\$126,296	29.15%
133	STONINGTON INSURANCE COMPANY	0.07%	\$412,004	\$403,739	\$54,959	\$21,838	5.41%
134	OAK RIVER INSURANCE COMPANY	0.07%	\$408,960	\$450,577	\$91,565	\$11,690	2.59%
135	NATIONAL FARMERS UNION PROPERTY & CASUALTY C	0.07%	\$406,596	\$398,420	\$1,059	-\$15,319	-3.84%
136	LM INSURANCE CORPORATION	0.07%	\$404,175	\$406,253	\$261,878	\$333,439	82.08%
137	TRAVELERS INDEMNITY COMPANY OF AMERICA	0.07%	\$402,424	\$339,809	\$5,138	\$129,066	37.98%
138	GRANITE STATE INSURANCE COMPANY	0.07%	\$401,000	\$520,012	\$37,025	-\$122,233	-23.51%
139	AXIS REINSURANCE COMPANY	0.07%	\$397,804	\$825,273	\$287,369	-\$1,072,408	-129.95%
140	OWNERS INSURANCE COMPANY	0.07%	\$395,193	\$366,934	\$70,280	\$195,080	53.16%
141	AMERISURE INSURANCE COMPANY	0.07%	\$393,209	\$426,033	\$12,867	\$310,350	72.85%
142	STARR INDEMNITY & LIABILITY COMPANY	0.07%	\$391,732	\$218,652	\$1,708	\$1,159,875	530.47%
143	NORTH POINTE INSURANCE COMPANY	0.06%	\$390,827	\$374,859	\$5,441	\$43,586	11.63%
144	BERKLEY INSURANCE COMPANY	0.06%	\$390,000	\$68,534	\$0	\$47,975	70.00%
145	NATIONAL FIRE INSURANCE COMPANY OF HARTFORD	0.06%	\$369,978	\$173,685	\$162,597	\$182,781	105.24%
146	AUTOMOBILE CLUB INTER-INSURANCE EXCHANGE	0.06%	\$367,952	\$400,231	\$0	\$0	0.00%
147	TRUCK INSURANCE EXCHANGE	0.06%	\$362,965	\$360,025	\$2,872	\$29,862	8.29%
148	HARTFORD UNDERWRITERS INSURANCE COMPANY	0.06%	\$358,400	\$354,618	\$16,179	\$296,826	83.70%
149	WAUSAU UNDERWRITERS INSURANCE COMPANY	0.06%	\$352,768	\$388,001	\$235,117	\$704,468	181.56%
150	OLD REPUBLIC GENERAL INSURANCE CORPORATION	0.06%	\$350,986	\$392,953	\$0	\$60,666	15.44%
151	NORTH AMERICAN SPECIALTY INSURANCE COMPANY	0.06%	\$349,608	\$286,646	\$21,000	\$43,029	15.01%
152	BANCINSURE INC	0.06%	\$345,569	\$347,942	\$225,410	\$318,038	91.41%
153	ENDURANCE AMERICAN INSURANCE COMPANY	0.06%	\$344,948	\$208,602	\$0	\$124,864	59.86%
154	LANCER INSURANCE COMPANY	0.06%	\$344,831	\$418,504	\$346,978	\$171,661	41.02%
155	WAUSAU BUSINESS INSURANCE COMPANY	0.06%	\$337,603	\$339,903	\$231,076	-\$153,446	-45.14%
156	COMMERCE AND INDUSTRY INSURANCE CO	0.06%	\$337,532	\$3,520,043	\$27,063	-\$8,428,113	-239.43%
157	CAPITOL INDEMNITY CORPORATION	0.06%	\$332,875	\$339,231	\$105,336	\$200,901	59.22%
158	TRUMBULL INSURANCE COMPANY	0.06%	\$332,130	\$326,803	\$0	\$21,423	6.56%
159	ILLINOIS NATIONAL INSURANCE COMPANY	0.05%	\$329,552	\$297,934	\$1,083,299	-\$3,158,774	-1060.23%
160	AUSTIN MUTUAL INSURANCE COMPANY	0.05%	\$311,946	\$104,980	\$60,805	\$81,305	77.45%
161	TRAVELERS HOME AND MARINE INSURANCE COMPAN	0.05%	\$306,624	\$244,879	\$0	\$141,509	57.79%
162	STANDARD FIRE INSURANCE COMPANY	0.05%	\$306,447	\$311,644	\$2,300	\$238,363	76.49%
163	GENERAL INSURANCE COMPANY OF AMERICA	0.05%	\$304,645	\$359,342	\$12,435	\$77,892	21.68%
164	SENTRY INSURANCE A MUTUAL COMPANY	0.05%	\$293,280	\$301,642	\$79,654	\$1,179,359	390.98%
165	COLONIAL AMERICAN CASUALTY AND SURETY C	0.05%	\$288,460	\$289,802	\$19,264	\$19,158	6.61%
166	BENCHMARK INSURANCE COMPANY	0.05%	\$283,852	\$315,133	\$442,907	\$581,512	184.53%
167	PEERLESS INSURANCE COMPANY	0.04%	\$269,242	\$256,571	\$40,310	\$264,011	102.90%
168	HALLMARK INSURANCE COMPANY	0.04%	\$260,851	\$58,226	\$0	\$34,936	60.00%
169	PROGRESSIVE MAX INSURANCE COMPANY	0.04%	\$255,443	\$235,535	\$97,675	\$76,979	32.68%
170	ELECTRIC INSURANCE COMPANY	0.04%	\$254,398	\$208,157	\$22,925	\$22,925	11.01%
171	ALLIED PROPERTY & CASUALTY INSURANCE COMPAN	0.04%	\$241,548	\$243,890	\$3,050	\$6,149	2.52%
172	NATIONAL INTERSTATE INSURANCE COMPANY	0.04%	\$240,741	\$252,991	\$8,243	\$13,904	5.50%
173	NEW YORK MARINE & GENERAL INSURANCE COMPAN	0.04%	\$231,595	\$175,203	\$0	\$274,141	156.47%
174	LIBERTY MUTUAL INSURANCE COMPANY	0.04%	\$229,429	\$271,939	-\$25,165	-\$150,517	-55.35%
175	FARMERS ALLIANCE MUTUAL INSURANCE COMPANY	0.04%	\$227,408	\$237,919	\$39,739	-\$2,309	-0.97%
176	VIGILANT INSURANCE COMPANY	0.04%	\$225,412	\$240,784	\$160,000	\$61,480	25.53%
177	STATE AUTOMOBILE MUTUAL INSURANCE COMPANY	0.04%	\$225,152	\$230,053	\$13,118	\$150,331	65.35%
178	STARNET INSURANCE COMPANY	0.04%	\$214,571	\$199,128	\$0	\$69,924	35.12%

**2009 PROPERTY/CASUALTY INSURANCE
TOTALS BY LINE OF BUSINESS - OTHER LIABILITY (Bodily Injury & Property Damage)**

OBS	COMPANY NAME	MARKET SHARE	DIRECT PREMIUMS WRITTEN	DIRECT PREMIUMS EARNED	DIRECT LOSSES PAID	DIRECT LOSSES INCURRED	LOSS RATIO
179	GOVERNMENT EMPLOYEES INSURANCE CO	0.04%	\$211,322	\$209,127	\$0	-\$200,402	-95.83%
180	MICHIGAN MILLERS MUTUAL INSURANCE COMPANY	0.03%	\$209,691	\$274,633	\$0	\$0	0.00%
181	FARMLAND MUTUAL INSURANCE COMPANY	0.03%	\$209,518	\$232,888	\$0	\$955,166	410.14%
182	GREAT DIVIDE INSURANCE COMPANY	0.03%	\$205,065	\$213,289	\$38,666	\$76,499	35.87%
183	AMERICAN MODERN HOME INSURANCE CO	0.03%	\$198,437	\$167,419	\$104,608	-\$26,032	-15.55%
184	MARKEL INSURANCE COMPANY	0.03%	\$198,288	\$131,851	\$55,207	\$36,934	28.01%
185	ZURICH AMERICAN INSURANCE COMPANY OF ILLINOIS	0.03%	\$188,565	\$186,426	\$133,558	-\$88,738	-47.60%
186	ALLSTATE PROPERTY & CASUALTY INSURANCE COMP	0.03%	\$182,186	\$181,199	\$2,000	-\$1,839	-1.01%
187	DIAMOND STATE INSURANCE COMPANY	0.03%	\$179,583	\$267,684	\$127,082	\$160,324	59.89%
188	BANKERS STANDARD INSURANCE COMPANY	0.03%	\$177,780	\$118,381	\$0	\$49,541	41.85%
189	BROTHERHOOD MUTUAL INSURANCE CO	0.03%	\$177,248	\$167,820	\$0	\$300	0.18%
190	COUNTRY MUTUAL INSURANCE COMPANY	0.03%	\$173,271	\$162,602	\$0	\$25,628	15.76%
191	GUIDEONE AMERICA INSURANCE COMPANY	0.03%	\$172,597	\$172,480	\$0	\$507	0.29%
192	STATE NATIONAL INSURANCE COMPANY INC	0.03%	\$169,080	\$130,473	\$105,000	-\$179,150	-137.31%
193	CONTINENTAL WESTERN INSURANCE COMPANY	0.03%	\$167,817	\$145,998	\$0	-\$51,883	-35.54%
194	USAA CASUALTY INSURANCE COMPANY	0.03%	\$167,719	\$157,390	\$0	-\$10,718	-6.81%
195	FIRST NATIONAL INSURANCE COMPANY OF AMERICA	0.03%	\$166,285	\$162,818	\$38,162	-\$216,679	-133.08%
196	PACIFIC INDEMNITY COMPANY	0.03%	\$163,792	\$168,267	\$605,000	\$221,856	131.85%
197	PENNSYLVANIA NATIONAL MUTUAL CASUALTY INSURANCE COMPANY	0.03%	\$162,026	\$161,414	\$0	\$14,225	8.81%
198	DEERFIELD INSURANCE COMPANY	0.03%	\$153,474	\$53,650	\$1,382	\$13,078	24.38%
199	VALLEY FORGE INSURANCE COMPANY	0.03%	\$151,841	\$30,036	\$65,945	\$5,739	19.11%
200	GUIDEONE ELITE INSURANCE COMPANY	0.02%	\$150,201	\$221,781	\$0	-\$31,553	-14.23%
201	NORTHLAND INSURANCE COMPANY	0.02%	\$149,652	\$149,461	\$3,000	-\$89,367	-59.79%
202	COOPERATIVE MUTUAL INSURANCE COMPANY	0.02%	\$148,105	\$158,494	\$3,109,355	\$3,700,961	2335.08%
203	AMERICAN COMMERCE INSURANCE COMPANY	0.02%	\$142,918	\$38,349	\$0	\$0	0.00%
204	TRANSPORTATION INSURANCE COMPANY	0.02%	\$137,845	\$108,615	\$2,839,082	\$197,038	181.41%
205	METROPOLITAN PROPERTY & CASUALTY INSURANCE COMPANY	0.02%	\$135,867	\$137,316	\$0	\$11,701	8.52%
206	AMERICAN ZURICH INSURANCE COMPANY	0.02%	\$131,879	\$179,882	\$468,014	\$876,642	487.34%
207	STATE FARM MUTUAL AUTOMOBILE INSURANCE COMPANY	0.02%	\$131,544	\$132,881	\$0	\$0	0.00%
208	HARTFORD INSURANCE COMPANY OF MIDWEST THE	0.02%	\$130,687	\$138,153	\$0	-\$20,353	-14.73%
209	AMERICAN CASUALTY COMPANY OF READING PENNSY	0.02%	\$128,515	\$120,258	\$48,141	-\$95,053	-79.04%
210	GREAT AMERICAN ALLIANCE INSURANCE COMPANY	0.02%	\$126,787	\$108,244	\$0	-\$250,769	-231.67%
211	MITSUI SUMITOMO INSURANCE COMPANY OF AMERICA	0.02%	\$125,136	\$71,792	\$18,000	\$25,085	34.94%
212	SENECA INSURANCE COMPANY INC	0.02%	\$123,451	\$125,346	\$0	-\$14,353	-11.45%
213	WESTFIELD INSURANCE COMPANY	0.02%	\$120,756	\$121,603	\$3,145	\$28,037	23.06%
214	ECONOMY PREMIER ASSURANCE COMPANY	0.02%	\$118,580	\$127,329	\$0	-\$37,348	-29.33%
215	SOMPO JAPAN INSURANCE COMPANY OF AMERICA	0.02%	\$117,350	\$117,208	\$0	-\$100,176	-85.47%
216	AMERICAN MODERN SELECT INSURANCE COMPANY	0.02%	\$117,264	\$101,162	\$0	-\$10,182	-10.07%
217	TOYOTA MOTOR INSURANCE COMPANY	0.02%	\$116,282	\$391,574	\$267,856	\$276,121	70.52%
218	HARCO NATIONAL INSURANCE COMPANY	0.02%	\$116,116	\$174,367	\$0	-\$58,006	-33.27%
219	REGENT INSURANCE COMPANY	0.02%	\$112,972	\$104,282	\$0	\$130,831	125.46%
220	PRAETORIAN INSURANCE COMPANY	0.02%	\$111,999	\$116,075	\$141,601	-\$649,588	-559.63%
221	SELECTIVE INSURANCE COMPANY OF THE SOUTHEAST	0.02%	\$109,252	\$108,818	\$5,260	\$48,468	44.54%
222	CHUBB NATIONAL INSURANCE COMPANY	0.02%	\$108,629	\$91,554	\$0	\$30,601	33.42%
223	SECURITY NATIONAL INSURANCE COMPANY	0.02%	\$103,210	\$153,710	\$114,221	\$59,435	38.67%
224	SPARTA INSURANCE COMPANY	0.02%	\$97,462	\$67,525	\$0	\$43,874	64.97%
225	LITITZ MUTUAL INSURANCE COMPANY	0.02%	\$96,194	\$99,429	\$51,243	\$50,537	50.83%
226	GENERAL FIDELITY INSURANCE COMPANY	0.02%	\$93,175	\$55,453	\$1,243	\$10,197	18.39%
227	DEPOSITORS INSURANCE COMPANY	0.01%	\$89,547	\$88,970	\$0	\$9,770	10.98%
228	NATIONWIDE INSURANCE COMPANY OF AMERICA	0.01%	\$88,174	\$84,934	\$501,002	\$33,574	39.53%
229	AMERICAN SAFETY CASUALTY INSURANCE COMPANY	0.01%	\$85,650	\$95,400	\$0	\$62,520	65.53%
230	AMERICAN SECURITY INSURANCE COMPANY	0.01%	\$84,400	\$210,690	\$154,010	\$202,428	96.08%
231	MIDWESTERN INDEMNITY COMPANY THE	0.01%	\$81,001	\$79,290	\$0	\$0	0.00%
232	LIBERTY INSURANCE CORPORATION	0.01%	\$80,376	\$135,738	\$976,899	-\$31,219	-23.00%
233	PROPERTY & CASUALTY INSURANCE COMPANY OF HAWAII	0.01%	\$80,024	\$83,592	\$0	\$370	0.44%
234	ARGONAUT GREAT CENTRAL INSURANCE CO	0.01%	\$79,593	\$58,857	\$88,174	\$29,572	50.24%
235	HANOVER INSURANCE COMPANY THE	0.01%	\$76,898	\$73,871	\$4,682	-\$25,308	-34.26%
236	AMICA MUTUAL INSURANCE COMPANY	0.01%	\$76,628	\$71,846	\$0	\$0	0.00%
237	NETHERLANDS INSURANCE COMPANY THE	0.01%	\$76,053	\$64,833	\$350	-\$820,654	-1265.80%

2009 PROPERTY/CASUALTY INSURANCE
TOTALS BY LINE OF BUSINESS - OTHER LIABILITY (Bodily Injury & Property Damage)

OBS	COMPANY NAME	MARKET SHARE	DIRECT PREMIUMS WRITTEN	DIRECT PREMIUMS EARNED	DIRECT LOSSES PAID	DIRECT LOSSES INCURRED	LOSS RATIO
238	SELECTIVE INSURANCE COMPANY OF AMERICA	0.01%	\$75,263	\$9,993	\$0	\$863	8.64%
239	ACCIDENT INSURANCE COMPANY INC	0.01%	\$74,189	\$40,175	\$0	\$10,968	27.30%
240	FLORISTS MUTUAL INSURANCE COMPANY	0.01%	\$68,772	\$65,039	\$0	\$0	0.00%
241	INDIANA LUMBERMENS MUTUAL INSURANCE COMPAN'	0.01%	\$67,651	\$71,259	\$0	\$287	0.40%
242	FIDELITY NATIONAL INSURANCE COMPANY	0.01%	\$64,962	\$54,594	\$0	\$0	0.00%
243	PLAZA INSURANCE COMPANY	0.01%	\$64,669	\$84,580	\$0	\$39,126	46.26%
244	PEERLESS INDEMNITY INSURANCE COMPANY	0.01%	\$63,216	\$54,465	\$1,038	\$11,587	21.27%
245	SECURA SUPREME INSURANCE COMPANY	0.01%	\$62,879	\$68,847	\$0	-\$13,409	-19.48%
246	AMERICAN FIRE & CASUALTY COMPANY	0.01%	\$62,780	\$58,266	\$550,188	-\$99,585	-170.91%
247	EXECUTIVE RISK INDEMNITY INC	0.01%	\$59,806	\$59,822	\$0	-\$22,407	-37.46%
248	EMPIRE FIRE AND MARINE INSURANCE CO	0.01%	\$55,642	\$182,008	\$198,210	-\$126,850	-69.69%
249	NATIONAL TRUST INSURANCE COMPANY	0.01%	\$55,560	\$25,253	\$0	\$10,451	41.39%
250	MERCHANTS BONDING COMPANY (MUTUAL)	0.01%	\$54,934	\$52,296	\$0	-\$10,320	-19.73%
251	MILLERS FIRST INSURANCE COMANY	0.01%	\$54,868	\$55,945	\$0	-\$40	-0.07%
252	STAR INSURANCE COMPANY	0.01%	\$51,186	\$52,387	\$1,000	\$3,862	7.37%
253	UNITRIN PREFERRED INSURANCE COMPANY	0.01%	\$49,591	\$38,591	\$0	\$7,071	18.32%
254	AMTRUST INSURANCE COMPANY OF KANSAS INC	0.01%	\$48,595	\$51,452	\$0	-\$726	-1.41%
255	FARMERS UNION COOPERATIVE INSURANCE COMPAN'	0.01%	\$47,132	\$49,393	\$30,428	\$77,928	157.77%
256	WESCO INSURANCE COMPANY	0.01%	\$45,322	\$45,745	\$0	\$0	0.00%
257	DALLAS NATIONAL INSURANCE COMPANY	0.01%	\$45,148	\$52,806	\$0	-\$9,185	-17.39%
258	MASSACHUSETTS BAY INSURANCE COMPANY	0.01%	\$44,581	\$53,265	\$0	\$162	0.30%
259	ARTISAN AND TRUCKERS CASUALTY COMPANY	0.01%	\$43,591	\$36,675	\$0	\$596	1.63%
260	TRANS GUARD INSURANCE COMPANY OF AMERICA INC	0.01%	\$41,821	\$42,003	\$9,751	\$40,809	97.16%
261	ENCOMPASS INDEMNITY COMPANY	0.01%	\$40,967	\$47,896	\$30,851	-\$93	-0.19%
262	WEST AMERICAN INSURANCE COMPANY	0.01%	\$40,740	\$47,774	\$136,793	\$88,984	186.26%
263	NATIONAL LLOYDS INSURANCE COMPANY	0.01%	\$40,512	\$45,082	\$1,000	\$20,285	45.00%
264	MIC PROPERTY AND CASUALTY INSURANCE CORPORA	0.01%	\$36,153	-\$12,617	\$13,674	\$13,673	-108.37%
265	NATIONAL AMERICAN INSURANCE COMPANY	0.01%	\$34,489	\$34,456	\$3,000	-\$7,149	-20.75%
266	ALLIANZ GLOBAL RISKS US INSURANCE COMPANY	0.01%	\$32,721	\$34,102	\$0	-\$695,062	-2038.19%
267	KEMPER INDEPENDENCE INSURANCE COMPANY	0.01%	\$32,549	\$41,916	\$0	\$2,410	5.75%
268	UNION INSURANCE COMPANY OF PROVIDENCE	0.01%	\$32,323	\$26,247	\$0	\$19,529	74.40%
269	EMPLOYERS INSURANCE COMPANY OF WAUSAU	0.01%	\$32,298	\$10,302	\$1,038,983	-\$11,265,688	-109354.38%
270	ARMED FORCES INSURANCE EXCHANGE	0.01%	\$31,208	\$28,311	\$0	-\$2,929	-10.35%
271	IDS PROPERTY CASUALTY INSURANCE COMPANY	0.00%	\$28,369	\$25,310	\$0	\$0	0.00%
272	PROASSURANCE INDEMNITY COMPANY INC	0.00%	\$28,179	\$24,550	\$0	\$4,301	17.52%
273	NATIONAL INDEMNITY COMPANY	0.00%	\$27,728	\$29,175	\$11,240	-\$23,747	-81.40%
274	AMERICAN RELIABLE INSURANCE COMPANY	0.00%	\$24,690	\$22,731	\$0	\$241	1.06%
275	HORACE MANN INSURANCE COMPANY	0.00%	\$24,230	\$24,754	\$35,000	-\$23,562	-95.18%
276	ENCOMPASS INSURANCE COMPANY OF AMERICA	0.00%	\$23,282	\$29,815	\$0	-\$1,052	-3.53%
277	CIVIC PROPERTY & CASUALTY CO	0.00%	\$23,138	\$38,201	\$14,800	-\$20,727	-54.26%
278	CHARTIS CASUALTY COMPANY	0.00%	\$23,027	\$19,686	\$0	-\$209,205	-1062.71%
279	CHEROKEE INSURANCE COMPANY	0.00%	\$22,769	\$166,694	\$214,423	\$78,628	47.17%
280	AMERICAN ECONOMY INSURANCE COMPANY	0.00%	\$22,160	\$32,311	\$0	-\$94,263	-291.74%
281	SECURIAN CASUALTY COMPANY	0.00%	\$21,712	\$19,996	\$1,733	\$7,566	37.84%
282	GATEWAY INSURANCE COMPANY	0.00%	\$21,301	\$18,631	\$0	\$87,527	469.79%
283	HARTFORD ACCIDENT & INDEMNITY CO	0.00%	\$19,915	\$3,670	\$0	-\$986,795	-26888.15%
284	HARTFORD STEAM BOILER INSPECTION & INS	0.00%	\$19,848	\$16,104	\$0	\$4,409	27.38%
285	GENESIS INSURANCE COMPANY	0.00%	\$17,662	\$477,095	\$1,400,000	\$1,181,126	247.57%
286	UNITED NATIONAL SPECIALTY INSURANCE COMPANY	0.00%	\$14,933	\$5,607	\$0	-\$40	-0.71%
287	HARLEYSVILLE INSURANCE COMPANY	0.00%	\$14,718	\$11,729	\$0	-\$179	-1.53%
288	TOWER NATIONAL INSURANCE COMPANY	0.00%	\$13,586	\$3,387	\$0	\$4,776	141.01%
289	MID CENTURY INSURANCE COMPANY	0.00%	\$12,463	\$11,655	\$17,237	\$17,847	153.13%
290	PACO ASSURANCE COMPANY INC	0.00%	\$12,227	\$6,670	\$0	\$8,808	132.05%
291	SAFETY NATIONAL CASUALTY CORPORATION	0.00%	\$11,307	\$1,425	\$0	\$1,033	72.49%
292	FIRST LIBERTY INSURANCE CORP THE	0.00%	\$10,602	\$986	\$0	-\$853	-86.51%
293	CASTLEPOINT NATIONAL INSURANCE COMPANY	0.00%	\$9,652	\$23,726	\$6,000	-\$40,513	-170.75%
294	TRAVELERS CASUALTY AND SURETY COMPANY	0.00%	\$9,295	\$1,965	-\$18,134	\$14,855	755.98%
295	SENTINEL INSURANCE COMPANY LTD	0.00%	\$9,256	\$1,009	\$0	\$240	23.79%
296	HERITAGE CASUALTY INSURANCE COMPANY	0.00%	\$9,146	\$9,146	\$9,597	\$9,470	103.54%

2009 PROPERTY/CASUALTY INSURANCE
TOTALS BY LINE OF BUSINESS - OTHER LIABILITY (Bodily Injury & Property Damage)

OBS	COMPANY NAME	MARKET SHARE	DIRECT PREMIUMS WRITTEN	DIRECT PREMIUMS EARNED	DIRECT LOSSES PAID	DIRECT LOSSES INCURRED	LOSS RATIO
297	CHRYSLER INSURANCE COMPANY	0.00%	\$8,206	\$8,206	\$0	-\$10,827	-131.94%
298	FIRST AMERICAN PROPERTY & CASUALTY INSURANCE	0.00%	\$8,152	\$2,355	\$0	\$0	0.00%
299	MILWAUKEE CASUALTY INSURANCE CO	0.00%	\$7,407	\$5,348	\$0	\$1,027	19.20%
300	OCCIDENTAL FIRE & CASUALTY COMPANY OF NORTH I	0.00%	\$7,337	\$11,018	\$0	-\$1,907	-17.31%
301	TOWER INSURANCE COMPANY OF NEW YORK	0.00%	\$7,107	\$1,419	\$0	\$657	46.30%
302	CANAL INSURANCE COMPANY	0.00%	\$6,070	\$9,489	\$0	\$0	0.00%
303	GARRISON PROPERTY AND CASUALTY INSURANCE CO	0.00%	\$6,009	\$5,428	\$0	\$1,986	36.59%
304	MERIDIAN CITIZENS MUTUAL INSURANCE COMPANY	0.00%	\$5,963	\$4,023	\$0	\$1,883	46.81%
305	1ST AUTO & CASUALTY INSURANCE COMPANY	0.00%	\$5,533	\$4,357	\$0	\$0	0.00%
306	BALBOA INSURANCE COMPANY	0.00%	\$5,461	\$47,332	\$0	-\$15,636	-33.03%
307	UNITED FINANCIAL CASUALTY COMPANY	0.00%	\$5,420	\$5,135	\$0	\$70	1.36%
308	ACCEPTANCE INDEMNITY INSURANCE CO	0.00%	\$5,380	\$4,837	\$0	-\$1,332	-27.54%
309	NOVA CASUALTY COMPANY	0.00%	\$5,250	\$1,132	\$0	\$1,242	109.72%
310	INDEMNITY INSURANCE COMPANY OF NORTH AMERIC/	0.00%	\$4,950	\$4,259	\$0	-\$500,987	-11763.02%
311	PHARMACISTS MUTUAL INSURANCE COMPANY	0.00%	\$4,738	\$5,435	\$0	\$0	0.00%
312	RLI INDEMNITY COMPANY	0.00%	\$4,260	\$5,031	\$0	-\$4,044	-80.38%
313	PACIFIC SPECIALTY INSURANCE COMPANY	0.00%	\$3,796	\$4,549	\$0	\$0	0.00%
314	DELLOS INSURANCE COMPANY	0.00%	\$3,777	\$4,771	\$0	\$1,315	27.56%
315	ARGONAUT MIDWEST INSURANCE COMPANY	0.00%	\$3,642	\$2,305	\$0	\$0	0.00%
316	TRAVELERS PROPERTY CASUALTY INSURANCE COMP	0.00%	\$3,291	\$2,169	\$0	\$1,301	59.98%
317	HARLEYSVILLE MUTUAL INSURANCE CO	0.00%	\$3,222	\$2,829	\$0	\$695	24.57%
318	SOUTHERN INSURANCE COMPANY	0.00%	\$3,212	\$7,700	\$0	-\$860	-11.17%
319	FOREMOST SIGNATURE INSURANCE COMPANY	0.00%	\$3,121	\$3,264	\$0	\$299	9.16%
320	ASSOCIATED INDEMNITY CORPORATION	0.00%	\$3,058	\$3,770	\$0	-\$4,081	-108.25%
321	PODIATRY INSURANCE COMPANY OF AMERICA	0.00%	\$2,807	\$4,012	\$9,021	\$21	0.52%
322	AMERICAN FAMILY HOME INSURANCE COMPANY	0.00%	\$2,744	\$28,524	\$0	-\$128,523	-450.58%
323	CRANBROOK INSURANCE COMPANY	0.00%	\$2,240	\$1,265	\$0	\$0	0.00%
324	GUIDEONE SPECIALTY MUTUAL INSURANCE COMPANY	0.00%	\$2,091	\$1,263	\$0	\$744	58.91%
325	MEDICAL LIABILITY ALLIANCE	0.00%	\$1,947	\$1,947	\$0	\$0	0.00%
326	MID-CONTINENT ASSURANCE COMPANY	0.00%	\$1,820	\$3,005	\$0	-\$554,481	-18451.95%
327	ROCKFORD MUTUAL INSURANCE COMPANY	0.00%	\$1,506	\$966	\$0	\$0	0.00%
328	CITIZENS INSURANCE COMPANY OF AMERICA	0.00%	\$1,179	\$703	\$0	-\$4,175	-593.88%
329	AMERICAN SOUTHERN INSURANCE COMPANY	0.00%	\$1,169	\$4,396	\$0	\$2,459	55.94%
330	USAA GENERAL INDEMNITY COMPANY	0.00%	\$1,110	\$667	\$0	\$467	70.01%
331	GREAT AMERICAN SPIRIT INSURANCE COMPANY	0.00%	\$1,020	\$128	\$0	-\$49	-38.28%
332	NEIGHBORHOOD SPIRIT PROPERTY & CASUALTY COM	0.00%	\$1,017	\$1,290	\$0	-\$194	-15.04%
333	AMERICAN HARDWARE MUTUAL INSURANCE COMPAN)	0.00%	\$906	\$930	\$0	-\$218	-23.44%
334	PENNSYLVANIA MANUFACTURERS ASSOCIATION INSU	0.00%	\$869	\$1,286	\$13,445	\$2,393	186.08%
335	PENN AMERICA INSURANCE COMPANY	0.00%	\$760	\$844	\$0	-\$79,467	-9415.52%
336	ACCEPTANCE CASUALTY INSURANCE CO	0.00%	\$750	\$534	\$0	-\$116	-21.72%
337	TRIUMPHE CASUALTY COMPANY	0.00%	\$729	\$428	\$0	\$20	4.67%
338	MUTUALAID EXCHANGE	0.00%	\$675	\$729	\$0	-\$184	-25.24%
339	CLARENDON NATIONAL INSURANCE COMPANY	0.00%	\$297	\$297	-\$2,064	\$4,187,448	1409915.15%
340	SFM MUTUAL INSURANCE COMPANY	0.00%	\$286	\$138	\$0	\$0	0.00%
341	NATIONAL LIABILITY & FIRE INSURANCE COMPANY	0.00%	\$266	\$266	\$0	\$238	89.47%
342	NIPPONKOA INSURANCE COMPANY LIMITED (US BRAN	0.00%	\$148	\$146	\$0	\$5	3.42%
343	MFS MUTUAL INSURANCE COMPANY	0.00%	\$112	\$140	\$0	\$0	0.00%
344	AMERICA FIRST INSURANCE COMPANY	0.00%	\$95	\$95	\$0	\$0	0.00%
345	RANCHERS AND FARMERS INSURANCE COMPANY	0.00%	\$52	\$8	\$0	\$0	0.00%
346	FIRST COLONIAL INSURANCE COMPANY	0.00%	\$10	\$2	\$0	\$0	0.00%
347	EMC PROPERTY & CASUALTY COMPANY	0.00%	\$1	\$1	\$0	\$1	100.00%
348	21ST CENTURY CENTENNIAL INSURANCE COMPANY	0.00%	\$0	\$0	\$0	-\$3,116	N/A
349	21ST CENTURY PREMIER INSURANCE COMPANY	0.00%	\$0	\$0	\$0	\$1,799	N/A
350	ACE FIRE UNDERWRITERS INSURANCE COMPANY	0.00%	\$0	-\$1	\$0	\$36,112	-3611200.00%
351	AFFILIATED FM INSURANCE COMPANY	0.00%	\$0	\$0	\$0	-\$11,488	N/A
352	AGCS MARINE INSURANCE COMPANY	0.00%	\$0	\$0	\$0	-\$33,804	N/A
353	ALEA NORTH AMERICA INSURANCE COMPANY	0.00%	\$0	\$0	\$0	-\$3,328	N/A
354	ALLIANZ UNDERWRITERS INSURANCE COMPANY	0.00%	\$0	\$0	\$0	\$649,918	N/A
355	AMERICAN CENTENNIAL INSURANCE CO	0.00%	\$0	\$0	\$0	\$10,264	N/A

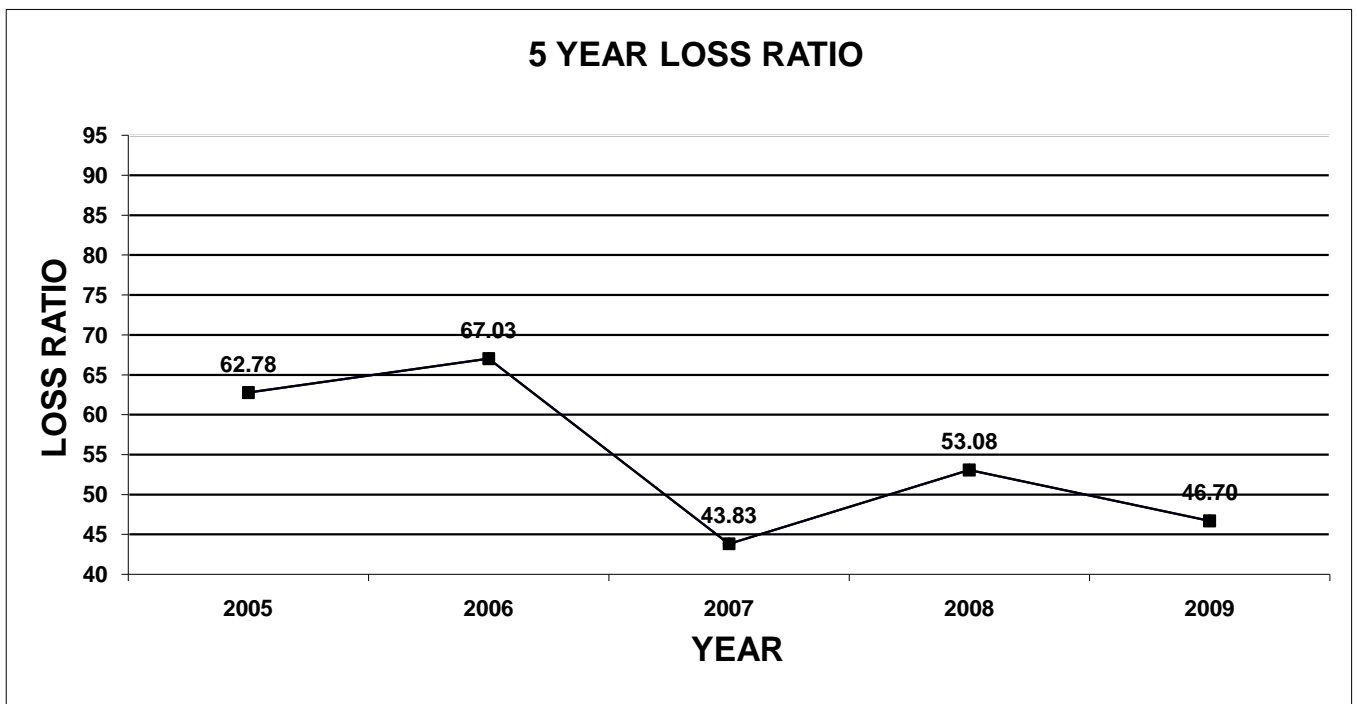
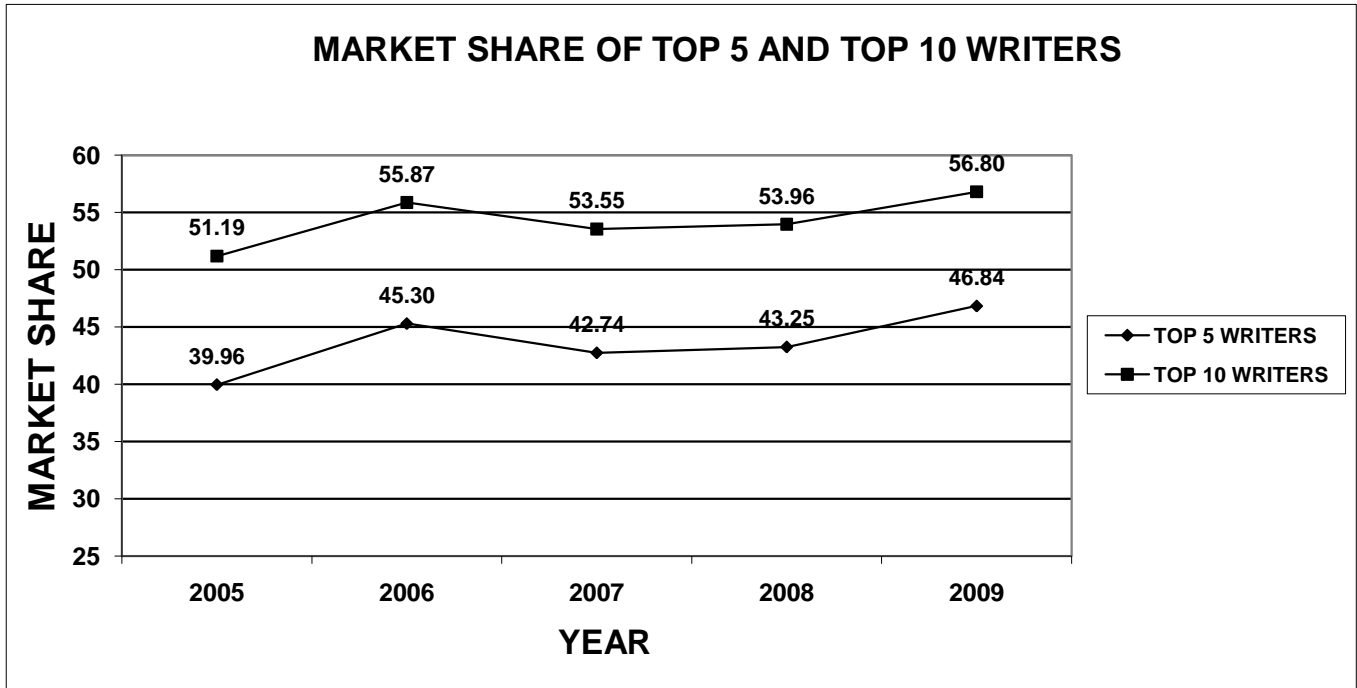
2009 PROPERTY/CASUALTY INSURANCE
TOTALS BY LINE OF BUSINESS - OTHER LIABILITY (Bodily Injury & Property Damage)

OBS	COMPANY NAME	MARKET SHARE	DIRECT PREMIUMS WRITTEN	DIRECT PREMIUMS EARNED	DIRECT LOSSES PAID	DIRECT LOSSES INCURRED	LOSS RATIO
356	AMERICAN MANUFACTURERS MUTUAL INSURANCE CO	0.00%	\$0	\$0	\$23,799	\$38,860	N/A
357	AMERICAN MOTORISTS INSURANCE COMPANY	0.00%	\$0	\$0	\$0	-\$100,912	N/A
358	ASSURANCE COMPANY OF AMERICA	0.00%	\$0	\$10,813	\$0	-\$18,799	-173.86%
359	ATHENA ASSURANCE COMPANY	0.00%	\$0	\$0	\$0	-\$53,116	N/A
360	ATLANTA INTERNATIONAL INSURANCE CO	0.00%	\$0	\$0	\$0	-\$2	N/A
361	ATLANTIC SPECIALTY INSURANCE COMPANY	0.00%	\$0	\$0	\$0	-\$234,859	N/A
362	CAMDEN FIRE INSURANCE ASSOCIATION THE	0.00%	\$0	\$0	\$0	\$3,856	N/A
363	CAPITAL CITY INSURANCE COMPANY INC	0.00%	\$0	\$0	\$0	-\$76	N/A
364	CRUM & FORSTER INDEMNITY COMPANY	0.00%	\$0	\$0	\$0	-\$84	N/A
365	ECONOMY FIRE & CASUALTY COMPANY	0.00%	\$0	\$0	\$0	-\$182	N/A
366	ECONOMY PREFERRED INSURANCE COMPANY	0.00%	\$0	\$0	\$0	\$1,694	N/A
367	FACTORY MUTUAL INSURANCE COMPANY	0.00%	\$0	\$0	\$0	\$2,677	N/A
368	FAIRMONT SPECIALTY INSURANCE COMPANY	0.00%	\$0	\$0	\$240,000	\$693,263	N/A
369	FARMINGTON CASUALTY COMPANY	0.00%	\$0	\$2,117	\$0	-\$21,606	-1020.60%
370	FIDELITY & GUARANTY INSURANCE UNDERWRITERS	0.00%	\$0	\$0	\$0	-\$7,401	N/A
371	FIDELITY AND GUARANTY INSURANCE COMPANY	0.00%	\$0	\$1	\$60,000	\$97,935	9793500.00%
372	FIRST FINANCIAL INSURANCE COMPANY	0.00%	\$0	\$0	\$0	-\$304	N/A
373	FIRST SPECIALTY INSURANCE CORPORATION	0.00%	\$0	\$0	\$48,500	-\$114,263	N/A
374	GERLING AMERICA INSURANCE COMPANY	0.00%	\$0	\$0	\$0	-\$32,898	N/A
375	GULF UNDERWRITERS INSURANCE COMPANY	0.00%	\$0	\$0	\$0	-\$92,540	N/A
376	INSURANCE COMPANY OF NORTH AMERICA	0.00%	\$0	-\$18,795	\$285,205	\$103,414	-550.22%
377	KEMPER CASUALTY INSURANCE COMPANY	0.00%	\$0	\$0	\$0	-\$35	N/A
378	LUMBERMENS UNDERWRITING ALLIANCE	0.00%	\$0	\$0	\$0	\$737	N/A
379	MARYLAND CASUALTY COMPANY	0.00%	\$0	-\$258	\$83,314	\$676,706	-262289.15%
380	MEDICAL PROTECTIVE COMPANY	0.00%	\$0	\$0	\$0	-\$3,000	N/A
381	MEDMARC CASUALTY INSURANCE COMPANY	0.00%	\$0	\$0	-\$1,000	-\$1,000	N/A
382	MIDDLESEX INSURANCE COMPANY	0.00%	\$0	\$11	\$0	\$3	27.27%
383	MITSUI SUMITOMO INSURANCE USA INC	0.00%	\$0	\$0	\$0	\$144,046	N/A
384	NATIONWIDE MUTUAL FIRE INSURANCE COMPANY	0.00%	\$0	\$0	\$0	-\$138	N/A
385	NATIONWIDE PROPERTY & CASUALTY INSURANCE COI	0.00%	\$0	\$0	\$0	-\$2	N/A
386	NCMIC INSURANCE COMPANY	0.00%	\$0	\$0	\$0	-\$188	N/A
387	NEW ENGLAND INSURANCE COMPANY	0.00%	\$0	\$0	\$0	\$1,992	N/A
388	NORTHERN ASSURANCE COMPANY OF AMERICA	0.00%	\$0	\$0	\$69,985	\$70,970	N/A
389	NORTHERN INSURANCE COMPANY OF NEW YORK	0.00%	\$0	\$38,118	\$131,422	-\$21,805	-57.20%
390	PACIFIC EMPLOYERS INSURANCE COMPANY	0.00%	\$0	-\$3,249	\$0	-\$103,846	3196.24%
391	PENNSYLVANIA GENERAL INSURANCE COMPANY	0.00%	\$0	\$0	\$767,870	\$776,050	N/A
392	PENNSYLVANIA MANUFACTURERS INDEMNITY COMPAI	0.00%	\$0	\$0	\$0	\$50,000	N/A
393	PLATTE RIVER INSURANCE COMPANY	0.00%	\$0	\$0	\$0	-\$77,558	N/A
394	PROGRESSIVE CASUALTY INSURANCE COMPANY	0.00%	\$0	\$0	\$0	\$22	N/A
395	PROGRESSIVE CLASSIC INSURANCE COMPANY	0.00%	\$0	\$0	\$0	\$1	N/A
396	QBE INSURANCE CORPORATION	0.00%	\$0	-\$701	\$0	\$2,459	-350.78%
397	QUANTA INDEMNITY COMPANY	0.00%	\$0	\$0	\$403,243	-\$168,626	N/A
398	REPUBLIC WESTERN INSURANCE COMPANY	0.00%	\$0	\$0	\$0	-\$278	N/A
399	SHELTER GENERAL INSURANCE COMPANY	0.00%	\$0	\$0	\$0	\$0	N/A
400	STONEWALL INSURANCE COMPANY	0.00%	\$0	\$0	\$0	\$150,484	N/A
401	TIG INSURANCE COMPANY	0.00%	\$0	\$0	\$23,258	-\$1,240,052	N/A
402	TITAN INDEMNITY COMPANY	0.00%	\$0	\$0	\$0	\$50,702	N/A
403	TRAVELERS CASUALTY COMPANY OF CONNECTICUT	0.00%	\$0	\$0	\$0	\$184	N/A
404	TRAVELERS CASUALTY INSURANCE COMPANY OF AME	0.00%	\$0	\$0	\$0	\$4,098	N/A
405	TRI STATE INSURANCE COMPANY OF MINNESOTA	0.00%	\$0	\$0	\$5,000	-\$32,355	N/A
406	UNITED FIRE & INDEMNITY COMPANY	0.00%	\$0	\$0	\$0	\$0	N/A
407	VIRGINIA SURETY COMPANY INC	0.00%	\$0	\$0	\$150,396	-\$394,946	N/A
408	WHITE MOUNTAINS REINSURANCE COMPANY OF AMER	0.00%	\$0	\$0	\$0	\$33,633	N/A
409	OHIO INDEMNITY COMPANY	0.00%	-\$9	\$517	\$0	\$0	0.00%
410	MERASTAR INSURANCE COMPANY	0.00%	-\$19	\$56	\$0	-\$125	-223.21%
411	TRINITY UNIVERSAL INSURANCE COMPANY	0.00%	-\$94	-\$84	\$0	-\$15,225	18125.00%
412	OHIO SECURITY INSURANCE COMPANY	0.00%	-\$1,141	\$12,139	\$0	-\$33,530	-276.22%
413	UNIVERSAL CASUALTY COMPANY	0.00%	-\$2,646	-\$3,133	\$0	\$0	0.00%
414	NORTHFIELD INSURANCE COMPANY	0.00%	-\$3,920	\$5,362	\$115,250	\$44,064	821.78%
415	ARROWOOD INDEMNITY COMPANY	0.00%	-\$10,035	-\$10,235	\$13,086,835	\$32,340,142	-315975.98%

2009 PROPERTY/CASUALTY INSURANCE
TOTALS BY LINE OF BUSINESS - OTHER LIABILITY (Bodily Injury & Property Damage)

OBS	COMPANY NAME	MARKET SHARE	DIRECT PREMIUMS WRITTEN	DIRECT PREMIUMS EARNED	DIRECT LOSSES PAID	DIRECT LOSSES INCURRED	LOSS RATIO
416	REDLAND INSURANCE COMPANY	0.00%	-\$15,741	-\$8,773	-\$3,611	-\$29,200	332.84%
417	AXA INSURANCE COMPANY	0.00%	-\$21,130	\$15,166	\$0	-\$32,836	-216.51%
418	LUMBERMENS MUTUAL CASUALTY COMPANY	0.00%	-\$24,140	-\$24,140	-\$2,000	-\$152,002	629.67%
419	UNITED STATES FIDELITY & GUARANTY COMPANY	-0.01%	-\$34,238	-\$404,218	\$245,701	-\$97,710	24.17%
420	TRAVELERS INDEMNITY COMPANY OF CONNECTICUT	-0.02%	-\$97,898	\$130,586	\$50,652	-\$106,249	-81.36%
421	XL SPECIALTY INSURANCE COMPANY	-0.03%	-\$155,703	-\$135,141	\$0	-\$20,356	15.06%
422	AMERICAN BANKERS INSURANCE COMPANY OF FLORI	-0.05%	-\$312,801	\$555,680	\$36,187	-\$4,894	-0.88%
423	DISCOVER PROPERTY AND CASUALTY INSURANCE CC	-0.17%	-\$1,040,461	-\$749,193	\$668,155	\$4,518,104	-603.06%
	TOTAL	100.00%	\$602,644,355	\$616,788,220	\$305,593,640	\$288,012,571	46.70%

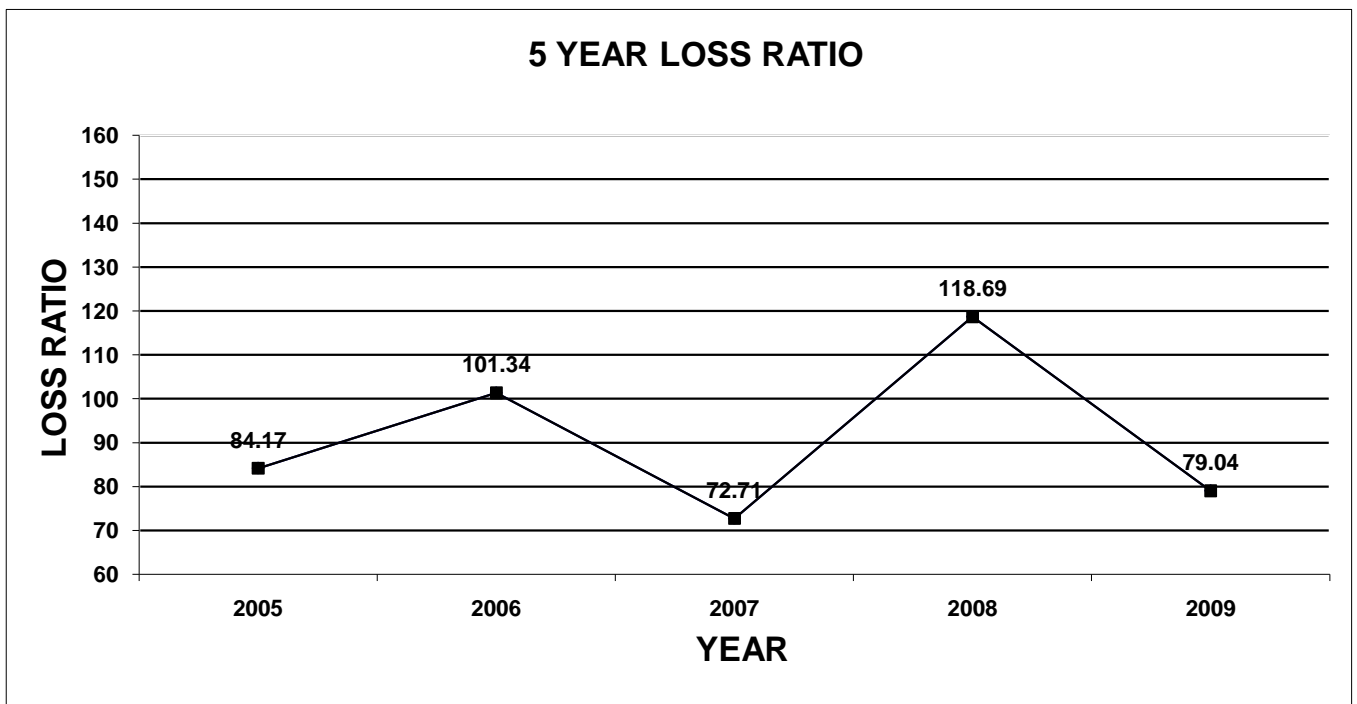
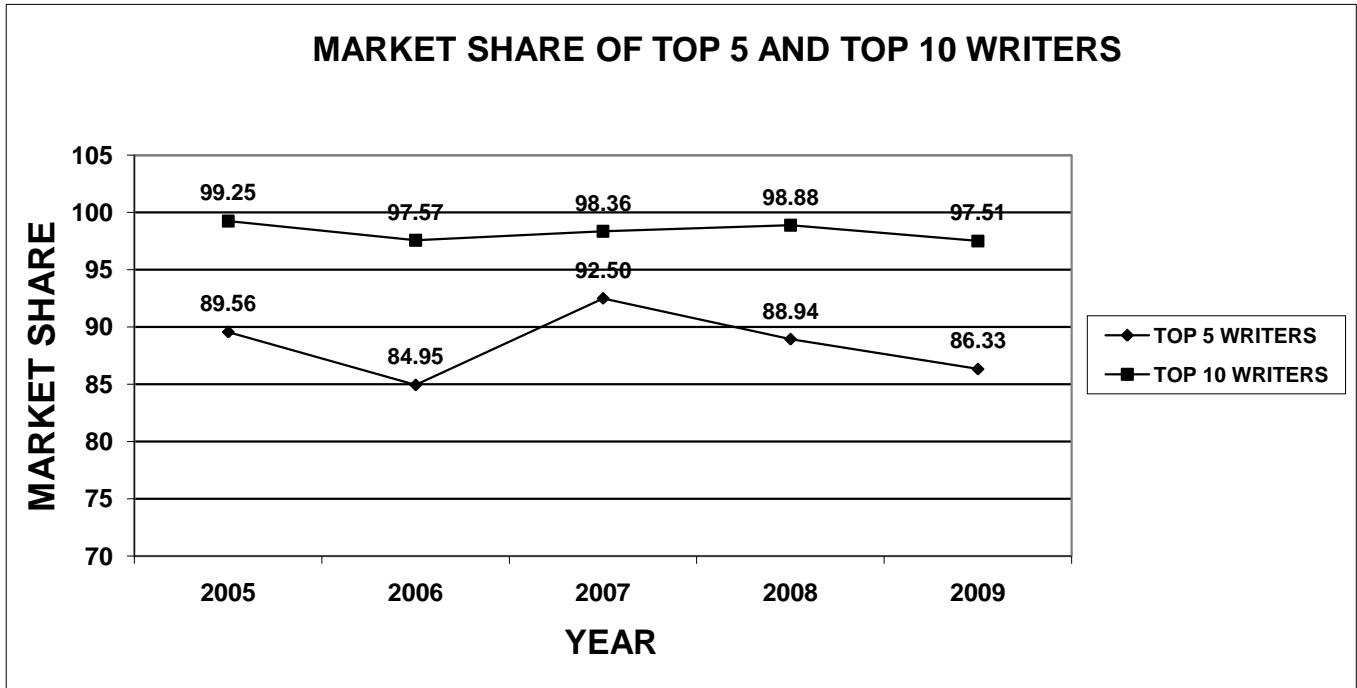
**MISSOURI OTHER LIABILITY INSURANCE
(Bodily Injury & Property Damage)**



2009 PROPERTY/CASUALTY INSURANCE
TOTALS BY LINE OF BUSINESS - OTHER LIABILITY (Warranty Programs/Service Contracts)

OBS	COMPANY NAME	MARKET SHARE	DIRECT PREMIUMS WRITTEN	DIRECT PREMIUMS EARNED	DIRECT LOSSES PAID	DIRECT LOSSES INCURRED	LOSS RATIO
1	LYNDON PROPERTY INSURANCE COMPANY	48.14%	\$12,456,355	\$20,449,905	\$18,045,762	\$17,918,491	87.62%
2	FIRST COLONIAL INSURANCE COMPANY	14.25%	\$3,687,684	\$2,522,292	\$1,533,408	\$1,581,458	62.70%
3	UNIVERSAL UNDERWRITERS INS CO	12.04%	\$3,116,514	\$3,153,049	\$1,566,428	\$1,545,930	49.03%
4	AMERICAN BANKERS INSURANCE COMPANY OF FL	6.80%	\$1,759,997	\$1,072,918	\$233,373	\$240,714	22.44%
5	VIRGINIA SURETY COMPANY INC	5.09%	\$1,317,569	\$1,797,846	\$1,468,283	\$1,504,977	83.71%
6	DEALERS ASSURANCE COMPANY	4.30%	\$1,113,473	\$1,006,758	\$628,571	\$656,899	65.25%
7	GREENWICH INSURANCE COMPANY	4.07%	\$1,052,922	\$2,349,150	\$1,952,369	\$1,910,573	81.33%
8	HERITAGE INDEMNITY COMPANY	0.98%	\$253,089	\$202,224	\$83,011	\$76,138	37.65%
9	OLD REPUBLIC INSURANCE COMPANY	0.94%	\$243,217	\$201,292	\$121,941	\$119,941	59.59%
10	COURTESY INSURANCE COMPANY	0.89%	\$229,980	\$20,536	\$21,832	\$23,899	116.38%
11	NATIONAL CASUALTY COMPANY	0.79%	\$203,355	\$744,669	\$487,848	\$462,090	62.05%
12	AMERICAN MERCURY INSURANCE COMPANY	0.68%	\$176,096	\$220,414	\$184,904	\$184,672	83.78%
13	MIC PROPERTY AND CASUALTY INSURANCE CORPC	0.60%	\$154,975	\$136,307	\$46,806	\$45,370	33.29%
14	AMERICAN ROAD INSURANCE COMPANY	0.23%	\$59,865	\$296,406	\$64,533	\$31,000	10.46%
15	WESCO INSURANCE COMPANY	0.15%	\$38,544	\$27,305	\$0	\$0	0.00%
16	AMERICAN RELIABLE INSURANCE COMPANY	0.05%	\$13,187	\$15,843	\$380	\$40	0.25%
17	GREAT AMERICAN INSURANCE COMPANY	0.01%	\$1,655	\$1,088	\$0	-\$3,494	-321.14%
18	BALBOA INSURANCE COMPANY	0.00%	\$513	\$54,996	\$97,811	\$103,885	188.90%
19	ALLSTATE INSURANCE COMPANY	0.00%	\$0	\$291	\$0	\$0	0.00%
20	AMERICAN MOTORISTS INSURANCE COMPANY	0.00%	\$0	\$145,440	\$406,190	\$228,475	157.09%
21	AMERICAN ZURICH INSURANCE COMPANY	0.00%	\$0	\$0	\$12,294	-\$17,827	N/A
22	CIM INSURANCE CORPORATION	0.00%	\$0	\$0	\$0	-\$85	N/A
23	FFG INSURANCE COMPANY	0.00%	\$0	\$15,216	\$5,309	\$5,694	37.42%
24	FIREMANS FUND INSURANCE COMPANY	0.00%	\$0	-\$2,631	\$0	\$1,442	-54.81%
25	GENERAL FIDELITY INSURANCE COMPANY	0.00%	\$0	\$75,502	\$381,183	\$495,488	656.26%
26	TRAVELERS INDEMNITY COMPANY	0.00%	\$0	\$0	\$0	-\$38	N/A
27	GREAT AMERICAN ASSURANCE COMPANY	0.00%	-\$123	\$105	\$4,130	-\$2,834	-2699.05%
28	CONTINENTAL INSURANCE COMPANY THE	-0.01%	-\$3,595	\$466,412	\$614,554	\$530,471	113.73%
	TOTAL	100.00%	\$25,875,272	\$34,973,333	\$27,960,920	\$27,643,369	79.04%

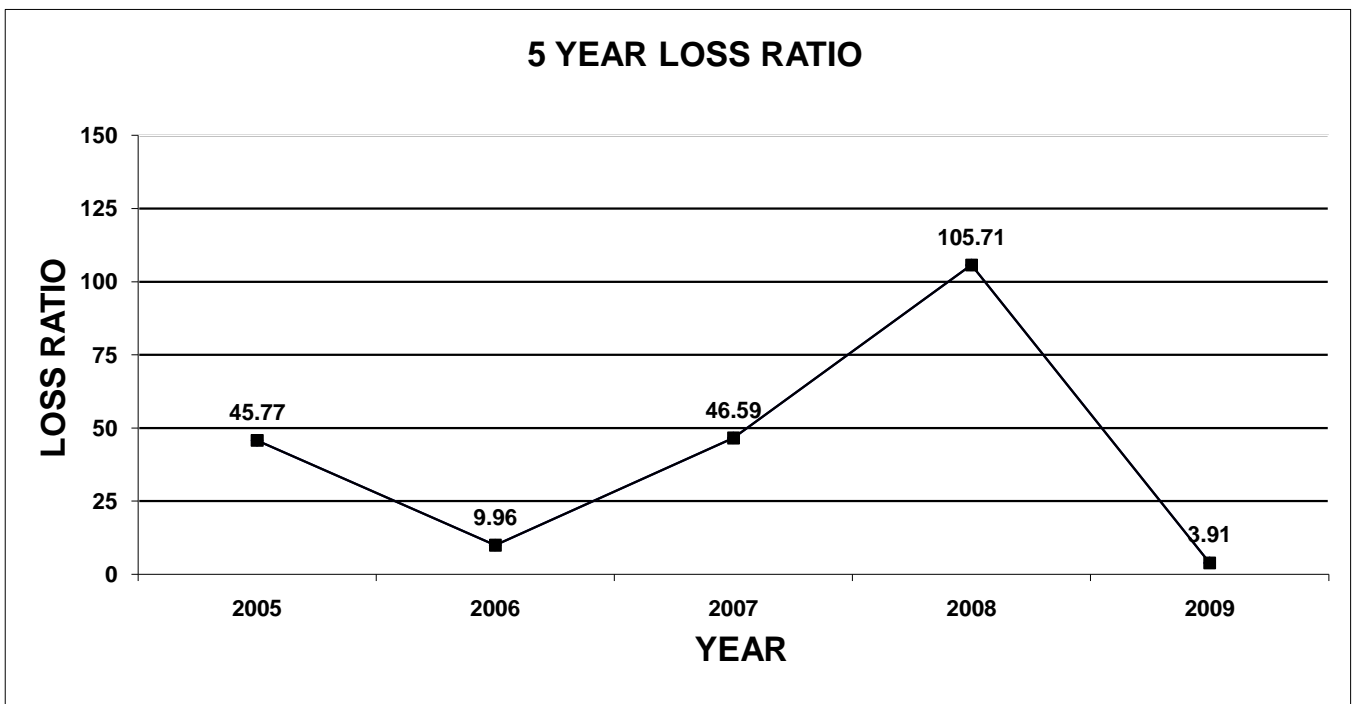
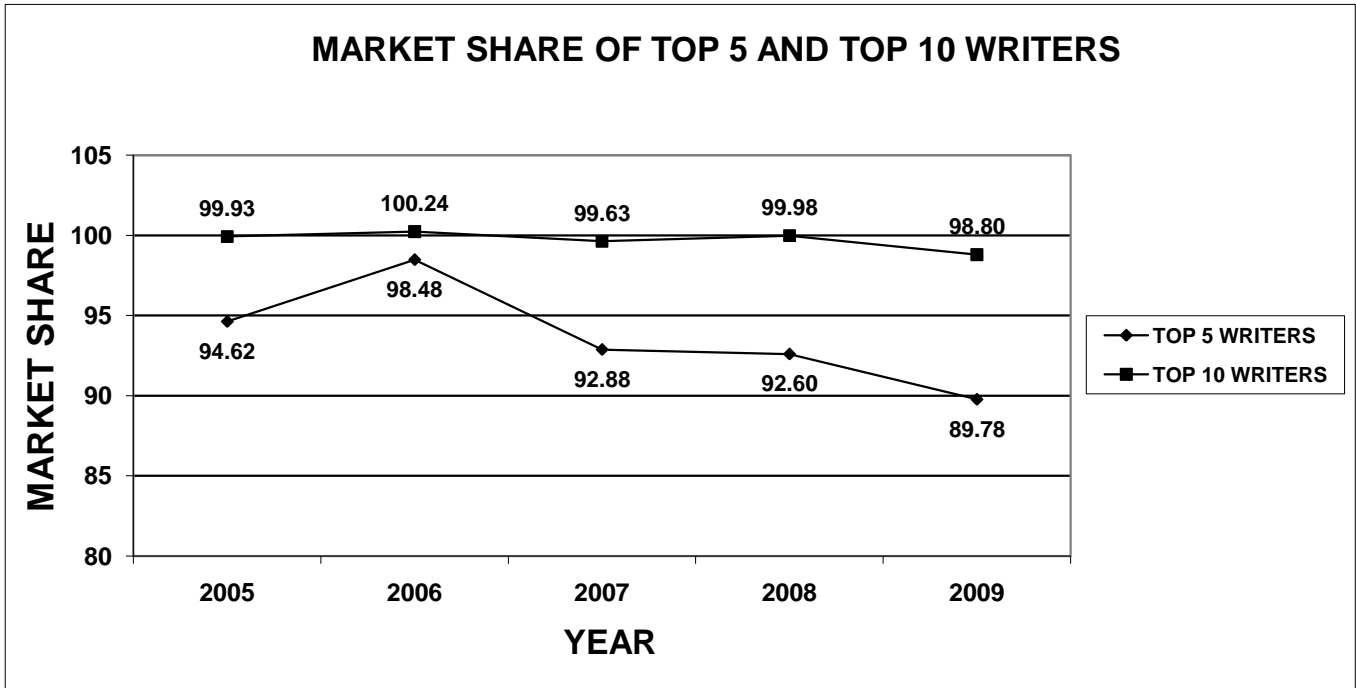
**MISSOURI OTHER LIABILITY INSURANCE
(Warranty Programs/Service Contracts)**



**2009 PROPERTY/CASUALTY INSURANCE
TOTALS BY LINE OF BUSINESS - EXCESS WORKERS COMPENSATION**

OBS	COMPANY NAME	MARKET SHARE	DIRECT PREMIUMS WRITTEN	DIRECT PREMIUMS EARNED	DIRECT LOSSES PAID	DIRECT LOSSES INCURRED	LOSS RATIO
1	SAFETY NATIONAL CASUALTY CORPORATION	54.81%	\$10,883,539	\$10,410,718	\$2,890,770	\$3,954,409	37.98%
2	ACE AMERICAN INSURANCE COMPANY	17.32%	\$3,439,504	\$1,174,813	\$642,727	\$1,904,414	162.10%
3	ZURICH AMERICAN INSURANCE COMPANY	7.95%	\$1,578,788	\$1,667,289	\$0	\$407,836	24.46%
4	NATIONAL UNION FIRE INSURANCE COMPANY OF PI	4.88%	\$968,489	\$988,582	\$0	\$418,143	42.30%
5	UNITED STATES FIDELITY & GUARANTY COMPANY	4.82%	\$956,132	\$934,069	\$52,791	\$630,616	67.51%
6	LIBERTY INSURANCE CORPORATION	3.94%	\$783,003	\$815,402	\$262,174	\$428,944	52.61%
7	DISCOVER PROPERTY AND CASUALTY INSURANCE	2.01%	\$398,833	\$446,835	\$80,916	\$797,821	178.55%
8	TRAVELERS PROPERTY CASUALTY COMPANY OF AI	1.23%	\$244,765	\$231,764	\$1,697,388	\$359,035	154.91%
9	ARCH INSURANCE COMPANY	1.04%	\$206,181	\$221,598	\$0	\$126,495	57.08%
10	NEW YORK MARINE & GENERAL INSURANCE COMPA	0.80%	\$158,630	\$152,021	\$0	\$93,227	61.33%
11	GRAY INSURANCE COMPANY THE	0.42%	\$83,478	\$83,478	\$13,080	\$25,032	29.99%
12	OLD REPUBLIC INSURANCE COMPANY	0.31%	\$60,854	\$63,320	\$0	\$202,289	319.47%
13	OHIO CASUALTY INSURANCE COMPANY	0.28%	\$55,341	\$54,944	\$0	-\$2,658	-4.84%
14	XL SPECIALTY INSURANCE COMPANY	0.11%	\$21,214	\$20,565	\$0	\$3,621	17.61%
15	REPUBLIC INDEMNITY COMPANY OF AMERICA	0.09%	\$17,756	\$16,983	\$0	\$6,900	40.63%
16	ALLIANZ UNDERWRITERS INSURANCE COMPANY	0.00%	\$0	\$0	\$0	\$0	N/A
17	AMERICAN GUARANTEE & LIABILITY INSURANCE COI	0.00%	\$0	-\$17,256	\$0	-\$71,617	415.03%
18	AMERICAN HOME ASSURANCE COMPANY	0.00%	\$0	\$67,137	\$0	\$29,928	44.58%
19	AMERICAN ZURICH INSURANCE COMPANY	0.00%	\$0	\$0	\$0	-\$444	N/A
20	AUTOMOBILE INS CO OF HARTFORD CT	0.00%	\$0	\$0	\$0	\$51	N/A
21	CLARENDON NATIONAL INSURANCE COMPANY	0.00%	\$0	\$0	\$2,037	\$7,682	N/A
22	CONTINENTAL CASUALTY COMPANY	0.00%	\$0	\$0	\$1,320,458	-\$12,473,160	N/A
23	EMPLOYERS INSURANCE COMPANY OF WAUSAU	0.00%	\$0	\$0	\$0	\$501	N/A
24	FARMINGTON CASUALTY COMPANY	0.00%	\$0	\$0	\$0	\$389	N/A
25	FIDELITY & GUARANTY INSURANCE UNDERWRITERS	0.00%	\$0	\$0	\$0	-\$13,877	N/A
26	FIDELITY AND GUARANTY INSURANCE COMPANY	0.00%	\$0	\$0	\$0	-\$48,851	N/A
27	FIREMANS FUND INSURANCE COMPANY	0.00%	\$0	\$0	\$0	-\$26	N/A
28	GENERAL REINSURANCE CORPORATION	0.00%	\$0	\$0	\$465,066	\$3,003,816	N/A
29	HARTFORD CASUALTY INSURANCE CO	0.00%	\$0	\$0	\$1,949	\$2,626,972	N/A
30	LIBERTY MUTUAL FIRE INSURANCE COMPANY	0.00%	\$0	\$0	\$0	\$18	N/A
31	LIBERTY MUTUAL INSURANCE COMPANY	0.00%	\$0	\$0	\$0	\$4,001	N/A
32	LUMBERMENS MUTUAL CASUALTY COMPANY	0.00%	\$0	\$0	\$35,440	\$2,595	N/A
33	NATIONAL REINSURANCE CORPORATION THE	0.00%	\$0	\$0	\$0	-\$962,253	N/A
34	NORTH STAR REINSURANCE CORPORATION	0.00%	\$0	\$0	\$0	-\$123,740	N/A
35	PRAETORIAN INSURANCE COMPANY	0.00%	\$0	\$0	\$0	\$42,324	N/A
36	REPUBLIC WESTERN INSURANCE COMPANY	0.00%	\$0	\$0	\$0	-\$797,646	N/A
37	SENTRY INSURANCE A MUTUAL COMPANY	0.00%	\$0	\$0	\$0	-\$25,390	N/A
38	STANDARD FIRE INSURANCE COMPANY	0.00%	\$0	\$0	\$0	\$55	N/A
39	STAR INSURANCE COMPANY	0.00%	\$0	\$0	\$0	\$10,373	N/A
40	TIG INSURANCE COMPANY	0.00%	\$0	\$0	-\$742,712	-\$801,241	N/A
41	TRAVELERS CASUALTY AND SURETY COMPANY	0.00%	\$0	\$0	\$132,750	-\$1,563,076	N/A
42	TRAVELERS CASUALTY INSURANCE COMPANY OF A	0.00%	\$0	\$0	\$0	\$190	N/A
43	TRAVELERS INDEMNITY COMPANY OF AMERICA	0.00%	\$0	\$0	\$0	-\$45	N/A
44	UNITED STATES FIRE INSURANCE COMPANY	0.00%	\$0	\$0	\$458	-\$538	N/A
45	WESTPORT INSURANCE CORPORATION	0.00%	\$0	\$0	\$910,862	\$2,475,324	N/A
TOTAL		100.00%	\$19,856,507	\$17,332,262	\$7,766,154	\$678,439	3.91%

**MISSOURI OTHER LIABILITY INSURANCE
(Excess Workers Compensation)**



**2009 PROPERTY/CASUALTY INSURANCE
TOTALS BY LINE OF BUSINESS - PRODUCT LIABILITY (Bodily Injury & Property Damage)**

OBS	COMPANY NAME	MARKET SHARE	DIRECT PREMIUMS WRITTEN	DIRECT PREMIUMS EARNED	DIRECT LOSSES PAID	DIRECT LOSSES INCURRED	LOSS RATIO
1	UNITED FIRE AND CASUALTY COMPANY	7.81%	\$2,115,446	\$2,194,535	\$1,138,047	\$3,385,970	154.29%
2	AMERICAN GUARANTEE & LIABILITY INSURANCE CO	7.16%	\$1,939,141	\$2,013,694	\$0	-\$683,907	-33.96%
3	LIBERTY MUTUAL FIRE INSURANCE COMPANY	5.24%	\$1,418,292	\$1,470,703	\$544,403	\$1,516,310	103.10%
4	FEDERAL INSURANCE COMPANY	5.05%	\$1,368,335	\$1,317,464	\$46,989	\$650,516	49.38%
5	CINCINNATI INSURANCE COMPANY THE	4.88%	\$1,321,739	\$1,238,423	\$1,333,525	\$1,592,276	128.57%
6	ELECTRIC INSURANCE COMPANY	4.71%	\$1,274,852	\$1,274,852	\$604,549	\$513,678	40.29%
7	ZURICH AMERICAN INSURANCE COMPANY	3.34%	\$903,476	\$660,434	\$768,085	-\$585,509	-88.66%
8	TRAVELERS PROPERTY CASUALTY COMPANY OF A	3.28%	\$888,735	\$895,091	\$15,537	-\$15,025	-1.68%
9	ACE AMERICAN INSURANCE COMPANY	2.96%	\$801,105	\$504,304	\$61,924	\$17,738	3.52%
10	FEDERATED MUTUAL INSURANCE COMPANY	2.37%	\$643,152	\$733,952	\$139,473	-\$926,438	-126.23%
11	NATIONWIDE AGRIBUSINESS INSURANCE COMPAN	2.29%	\$619,563	\$511,249	\$22,197	\$36,585	7.16%
12	SECURA INSURANCE A MUTUAL COMPANY	2.25%	\$610,449	\$657,908	\$13,542	\$59,156	8.99%
13	ADDISON INSURANCE COMPANY	2.22%	\$601,010	\$672,634	\$18,558	\$358,858	53.35%
14	TRAVELERS INDEMNITY COMPANY	2.18%	\$590,315	\$528,643	\$7,363	-\$69,584	-13.16%
15	GRINNELL MUTUAL REINSURANCE COMPANY	2.10%	\$569,167	\$595,867	\$118,452	-\$5,374	-0.90%
16	UNIVERSAL UNDERWRITERS INS CO	2.06%	\$556,837	\$580,400	\$729,452	\$242,303	41.75%
17	TWIN CITY FIRE INSURANCE COMPANY	1.96%	\$531,240	\$559,402	\$0	-\$157,879	-28.22%
18	MEDMARC CASUALTY INSURANCE COMPANY	1.84%	\$498,210	\$411,727	\$0	\$299,386	72.71%
19	OLD REPUBLIC INSURANCE COMPANY	1.66%	\$450,185	\$393,596	\$8,417	-\$988,743	-251.21%
20	CHARTER OAK FIRE INSURANCE CO THE	1.47%	\$396,953	\$340,657	\$27,267	\$191,317	56.16%
21	STATE AUTO PROPERTY & CASUALTY INSURANCE	1.45%	\$393,650	\$424,310	\$31,122	\$194,251	45.78%
22	ARCH INSURANCE COMPANY	1.32%	\$356,215	\$344,641	\$0	\$103,098	29.91%
23	MID-CONTINENT CASUALTY COMPANY	1.13%	\$305,450	\$347,448	\$0	-\$188,857	-54.36%
24	LIBERTY MUTUAL INSURANCE COMPANY	1.08%	\$292,357	\$313,642	-\$2,286	\$824,935	263.02%
25	SELECTIVE INSURANCE COMPANY OF SOUTH CAR	1.04%	\$280,787	\$291,622	\$123,136	\$12,498	4.29%
26	CATLIN INSURANCE COMPANY INC	1.01%	\$274,523	\$134,211	\$0	\$54,498	40.61%
27	ST PAUL FIRE & MARINE INSURANCE COMPANY	0.98%	\$265,360	\$299,232	\$632,727	\$231,469	77.35%
28	PENN MILLERS INSURANCE COMPANY	0.96%	\$261,139	\$196,029	\$0	\$0	0.00%
29	FEDERATED SERVICE INSURANCE COMPANY	0.93%	\$252,464	\$259,836	\$77,130	\$109,804	42.26%
30	SENTRY INSURANCE A MUTUAL COMPANY	0.93%	\$252,361	\$237,708	\$203,199	\$438,958	184.66%
31	EVEREST NATIONAL INSURANCE COMPANY	0.92%	\$249,936	\$267,508	\$0	\$138,188	51.66%
32	GREAT NORTHERN INSURANCE COMPANY	0.81%	\$218,209	\$190,912	\$2,798	-\$67,774	-35.50%
33	AMERICAN HOME ASSURANCE COMPANY	0.79%	\$212,653	\$212,653	\$371,737	\$209,644	98.59%
34	ACUITY A MUTUAL INSURANCE COMPANY	0.76%	\$205,238	\$207,472	\$46,889	\$248,301	119.68%
35	PHOENIX INSURANCE COMPANY THE	0.74%	\$199,799	\$125,021	\$19,227	\$11,821	9.46%
36	COLUMBIA MUTUAL INSURANCE COMPANY	0.66%	\$179,133	\$174,654	\$0	\$757	0.43%
37	SENTRY SELECT INSURANCE COMPANY	0.65%	\$174,854	\$191,433	\$0	\$451	0.24%
38	LM INSURANCE CORPORATION	0.61%	\$165,088	\$201,160	\$0	\$92,749	46.11%
39	EMCASCO INSURANCE COMPANY	0.60%	\$162,351	\$138,037	\$170,661	\$262,533	190.19%
40	OAK RIVER INSURANCE COMPANY	0.59%	\$160,421	\$178,208	\$0	\$11,800	6.62%
41	VALLEY FORGE INSURANCE COMPANY	0.59%	\$159,176	\$111,572	\$1,000	\$89,519	80.23%
42	INDIANA LUMBERMENS MUTUAL INSURANCE COMP	0.58%	\$156,743	\$171,974	\$7,795	-\$109,949	-63.93%
43	HARTFORD FIRE INSURANCE COMPANY	0.57%	\$155,229	\$344,808	\$48,507	\$802,649	232.78%
44	PENNSYLVANIA LUMBERMENS MUTUAL INSURANCI	0.55%	\$148,963	\$287,725	\$225,000	\$282,542	98.20%
45	EMPLOYERS MUTUAL CASUALTY COMPANY	0.54%	\$145,943	\$208,260	\$121,530	-\$55,241	-26.53%
46	NATIONAL SURETY CORPORATION	0.52%	\$142,147	\$148,651	\$0	\$2,030,819	1366.17%
47	AMCO INSURANCE COMPANY	0.52%	\$140,871	\$157,036	\$12,789	\$51,003	32.48%
48	AMERICAN INSURANCE COMPANY THE	0.51%	\$137,567	\$145,932	\$94	\$191,363	131.13%
49	DISCOVER PROPERTY AND CASUALTY INSURANCE	0.50%	\$135,546	\$153,188	\$0	\$76,230	49.76%
50	NATIONWIDE MUTUAL INSURANCE COMPANY	0.48%	\$129,091	\$144,962	\$3	\$71,116	49.06%
51	STARR INDEMNITY & LIABILITY COMPANY	0.46%	\$123,609	\$36,594	\$0	\$19,731	53.92%
52	WAUSAU UNDERWRITERS INSURANCE COMPANY	0.43%	\$115,326	\$101,395	\$279,267	\$315,142	310.81%
53	ALLIANZ GLOBAL RISKS US INSURANCE COMPANY	0.42%	\$113,384	\$118,327	-\$8,333	-\$507,379	-428.79%
54	AMERISURE INSURANCE COMPANY	0.42%	\$113,180	\$145,222	\$0	\$105,472	72.63%
55	WAUSAU BUSINESS INSURANCE COMPANY	0.41%	\$111,351	\$154,458	\$0	\$86,668	56.11%
56	HARTFORD CASUALTY INSURANCE CO	0.39%	\$105,843	\$116,395	\$0	\$19,631	16.87%
57	UNIVERSAL UNDERWRITERS OF TEXAS INSURANCE	0.39%	\$105,615	\$75,087	\$299,999	\$58,094	77.37%
58	GRANITE STATE INSURANCE COMPANY	0.37%	\$100,023	\$94,219	\$0	\$37,767	40.08%
59	TOKIO MARINE & NICHIDO FIRE INSURANCE CO LTD	0.37%	\$99,464	\$105,397	\$0	-\$51,605	-48.96%
60	NATIONAL FIRE INSURANCE COMPANY OF HARTFO	0.36%	\$97,162	\$286,823	\$4,547	\$246,351	85.89%

2009 PROPERTY/CASUALTY INSURANCE
TOTALS BY LINE OF BUSINESS - PRODUCT LIABILITY (Bodily Injury & Property Damage)

OBS	COMPANY NAME	MARKET SHARE	DIRECT PREMIUMS WRITTEN	DIRECT PREMIUMS EARNED	DIRECT LOSSES PAID	DIRECT LOSSES INCURRED	LOSS RATIO
61	WEST BEND MUTUAL INSURANCE COMPANY	0.35%	\$94,665	\$21,544	\$0	\$27,116	125.86%
62	STAR INSURANCE COMPANY	0.30%	\$81,945	\$68,591	\$0	\$12,792	18.65%
63	OHIO CASUALTY INSURANCE COMPANY	0.30%	\$81,544	\$76,143	\$0	-\$6,378	-8.38%
64	DEPOSITORS INSURANCE COMPANY	0.30%	\$80,637	\$97,211	\$0	\$11,677	12.01%
65	TRANSPORTATION INSURANCE COMPANY	0.23%	\$61,656	\$62,130	\$0	\$213,713	343.98%
66	SELECTIVE INSURANCE COMPANY OF THE SOUTHE	0.21%	\$57,165	\$55,893	\$700	\$47,757	85.44%
67	EMPLOYERS FIRE INSURANCE COMPANY	0.20%	\$54,405	\$41,879	\$0	\$9,863	23.55%
68	GENERAL CASUALTY COMPANY OF WISCONSIN	0.20%	\$53,889	\$66,219	\$0	-\$11,746	-17.74%
69	COOPERATIVE MUTUAL INSURANCE COMPANY	0.19%	\$50,370	\$34,382	\$0	\$137,736	400.60%
70	NEW HAMPSHIRE INSURANCE COMPANY	0.16%	\$42,554	\$66,647	\$0	\$48,274	72.43%
71	FARMLAND MUTUAL INSURANCE COMPANY	0.15%	\$41,930	\$34,593	\$6,200	\$7,638	22.08%
72	XL INSURANCE AMERICA INC	0.15%	\$41,865	\$55,476	\$437,500	-\$37,081	-66.84%
73	CONTINENTAL CASUALTY COMPANY	0.15%	\$39,751	\$44,320	\$356,917	\$604,059	1362.95%
74	ENDURANCE AMERICAN INSURANCE COMPANY	0.14%	\$38,115	\$28,638	\$0	\$10,864	37.94%
75	LIBERTY INSURANCE CORPORATION	0.14%	\$36,578	\$74,077	\$1,029	-\$201	-0.27%
76	AMERICAN FIRE & CASUALTY COMPANY	0.13%	\$36,388	\$34,768	\$0	-\$6,247	-17.97%
77	AMERISURE MUTUAL INSURANCE COMPANY	0.13%	\$35,657	\$55,774	-\$15,243	\$66,042	118.41%
78	CONTINENTAL INSURANCE COMPANY THE	0.13%	\$34,343	\$35,619	\$0	\$86,721	243.47%
79	AMERICAN FAMILY MUTUAL INSURANCE COMPANY	0.12%	\$32,494	\$33,153	\$0	\$0	0.00%
80	SELECTIVE INSURANCE COMPANY OF AMERICA	0.12%	\$31,489	\$4,986	\$0	\$427	8.56%
81	STATE AUTOMOBILE MUTUAL INSURANCE COMPAN	0.12%	\$31,161	\$32,628	\$0	\$10,439	31.99%
82	FIREMANS FUND INSURANCE COMPANY	0.11%	\$29,807	\$46,667	\$0	-\$1,959,343	-4198.56%
83	SECURITY NATIONAL INSURANCE COMPANY	0.11%	\$29,157	\$23,121	\$6,500	\$5,931	25.65%
84	PACIFIC INDEMNITY COMPANY	0.10%	\$28,421	\$30,945	\$0	-\$21,055	-68.04%
85	ONEBEACON AMERICA INSURANCE COMPANY	0.10%	\$27,409	\$31,596	\$0	-\$1,676	-5.30%
86	ST PAUL MERCURY INSURANCE COMPANY	0.10%	\$26,784	\$26,947	\$4,198	-\$130,050	-482.61%
87	SHELTER MUTUAL INSURANCE COMPANY	0.10%	\$26,561	\$25,374	\$0	\$3,082	12.15%
88	NATIONAL TRUST INSURANCE COMPANY	0.09%	\$25,400	\$3,410	\$0	\$1,251	36.69%
89	WESCO INSURANCE COMPANY	0.09%	\$23,609	\$32,696	\$0	\$14,726	45.04%
90	PEERLESS INSURANCE COMPANY	0.09%	\$23,376	\$22,158	\$15,000	-\$20,307	-91.65%
91	MIDWESTERN INDEMNITY COMPANY THE	0.08%	\$21,617	\$16,267	\$0	\$3,164	19.45%
92	NORTH RIVER INSURANCE COMPANY THE	0.08%	\$21,567	\$44,960	\$710	-\$11,999	-26.69%
93	AMERICAN STATES INSURANCE COMPANY	0.07%	\$19,758	\$21,225	\$0	-\$1,276	-6.01%
94	TRAVELERS INDEMNITY COMPANY OF AMERICA	0.07%	\$19,585	\$14,162	\$0	\$5,350	37.78%
95	WESTPORT INSURANCE CORPORATION	0.07%	\$18,997	\$18,143	\$0	\$8,226	45.34%
96	FIRST LIBERTY INSURANCE CORP THE	0.07%	\$18,900	\$1,695	\$0	\$757	44.66%
97	HARTFORD UNDERWRITERS INSURANCE COMPANY	0.07%	\$18,315	\$18,139	\$0	\$2,164	11.93%
98	AMERICAN CASUALTY COMPANY OF READING PENI	0.07%	\$17,948	\$15,688	\$4,819	\$40,425	257.68%
99	CAPITOL INDEMNITY CORPORATION	0.07%	\$17,857	\$19,667	\$0	\$3,202	16.28%
100	AXA INSURANCE COMPANY	0.06%	\$17,239	\$17,239	\$0	-\$34,832	-202.05%
101	WEST AMERICAN INSURANCE COMPANY	0.06%	\$15,973	\$17,939	\$0	-\$8,141	-45.38%
102	NETHERLANDS INSURANCE COMPANY THE	0.06%	\$15,510	\$12,154	\$0	-\$1,482	-12.19%
103	SOMPO JAPAN INSURANCE COMPANY OF AMERICA	0.06%	\$15,115	\$14,746	\$0	\$11,969	81.17%
104	FIRST NATIONAL INSURANCE COMPANY OF AMERIC	0.05%	\$14,228	\$14,271	\$0	\$649	4.55%
105	CONTINENTAL WESTERN INSURANCE COMPANY	0.05%	\$13,253	\$16,186	\$0	\$4,000	24.71%
106	NATIONAL INDEMNITY COMPANY	0.05%	\$12,279	\$14,668	\$0	-\$5,150	-35.11%
107	T H E INSURANCE COMPANY	0.04%	\$11,350	\$11,490	\$0	-\$25,413	-221.17%
108	UNITED STATES FIRE INSURANCE COMPANY	0.04%	\$10,015	\$6,957	\$8,174	-\$41,466	-596.03%
109	NATIONAL AMERICAN INSURANCE COMPANY	0.03%	\$8,815	\$9,668	\$0	-\$1,706	-17.65%
110	NORTHLAND INSURANCE COMPANY	0.03%	\$8,792	\$9,524	\$0	-\$2,098	-22.03%
111	TRAVELERS INDEMNITY COMPANY OF CONNECTICU	0.03%	\$6,883	\$18,289	\$963,131	\$368,771	2016.35%
112	REGENT INSURANCE COMPANY	0.02%	\$6,579	\$6,191	\$0	\$1,057	17.07%
113	FARMERS ALLIANCE MUTUAL INSURANCE COMPAN	0.02%	\$6,388	\$10,620	\$0	\$0	0.00%
114	VIGILANT INSURANCE COMPANY	0.02%	\$5,291	\$6,641	\$0	-\$21,113	-317.92%
115	GREENWICH INSURANCE COMPANY	0.02%	\$5,081	\$27,401	\$291,247	\$547,399	1997.73%
116	BITUMINOUS CASUALTY CORPORATION	0.02%	\$4,978	\$7,654	\$0	-\$130,700	-1707.60%
117	AMERICAN HARDWARE MUTUAL INSURANCE COMP	0.02%	\$4,524	\$4,531	\$0	-\$672	-14.83%
118	ALLSTATE INSURANCE COMPANY	0.02%	\$4,418	\$5,404	\$115,000	-\$393,975	-7290.43%
119	EMPIRE FIRE AND MARINE INSURANCE CO	0.02%	\$4,235	\$92,972	\$0	-\$32,663	-35.13%

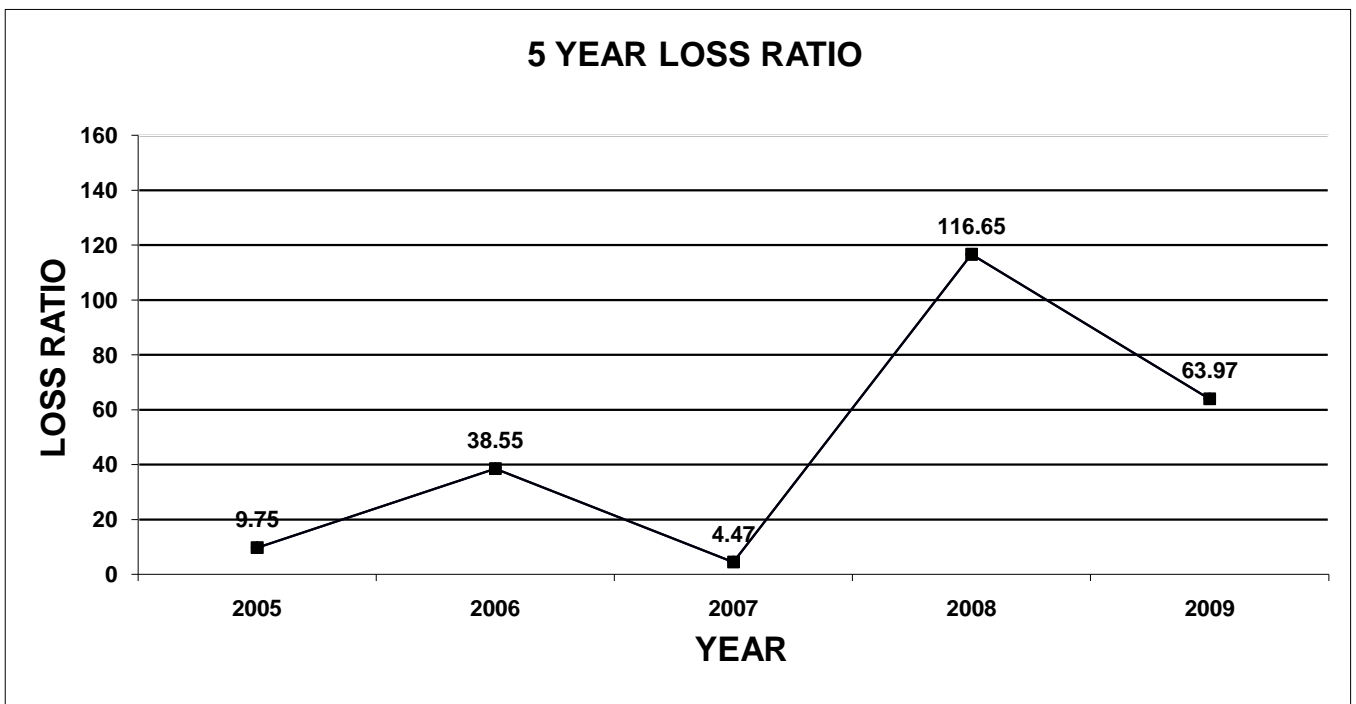
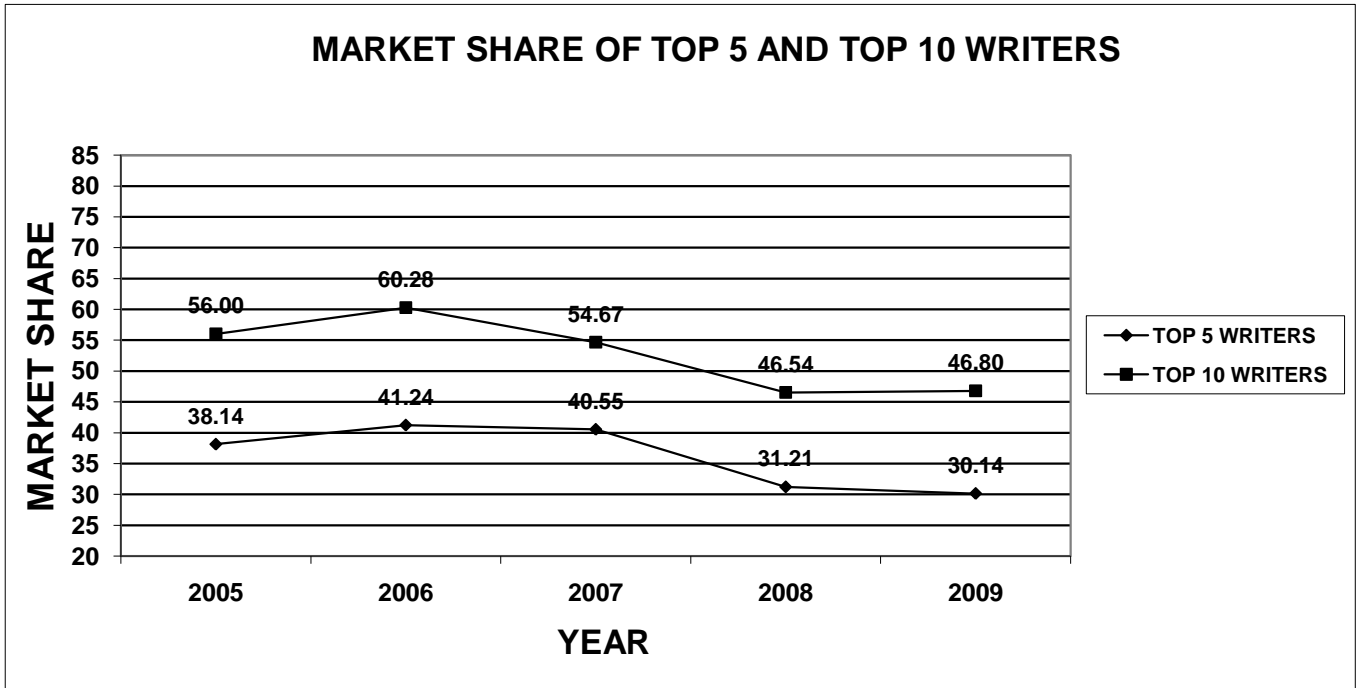
2009 PROPERTY/CASUALTY INSURANCE
TOTALS BY LINE OF BUSINESS - PRODUCT LIABILITY (Bodily Injury & Property Damage)

OBS	COMPANY NAME	MARKET SHARE	DIRECT PREMIUMS WRITTEN	DIRECT PREMIUMS EARNED	DIRECT LOSSES PAID	DIRECT LOSSES INCURRED	LOSS RATIO
120	AMERICAN ECONOMY INSURANCE COMPANY	0.01%	\$3,935	\$7,318	\$0	-\$460	-6.29%
121	PHILADELPHIA INDEMNITY INSURANCE COMPANY	0.01%	\$3,640	\$497	\$0	\$238	47.89%
122	MASSACHUSETTS BAY INSURANCE COMPANY	0.01%	\$3,195	\$5,910	\$0	\$0	0.00%
123	FARMERS INSURANCE EXCHANGE	0.01%	\$3,100	\$3,367	\$2,429	-\$2,491	-73.98%
124	GENERAL INSURANCE COMPANY OF AMERICA	0.01%	\$2,984	\$5,261	\$0	-\$1,977	-37.58%
125	AMTRUST INSURANCE COMPANY OF KANSAS INC	0.01%	\$2,865	\$2,588	\$750	-\$6,385	-246.72%
126	HAWKEYE SECURITY INSURANCE COMPANY	0.01%	\$2,858	\$4,579	\$0	-\$2,604	-56.87%
127	TRUCK INSURANCE EXCHANGE	0.01%	\$2,273	\$2,257	\$8,889	\$36,343	1610.23%
128	COMMERCE AND INDUSTRY INSURANCE CO	0.01%	\$1,874	\$5,031	\$0	\$3,015	59.93%
129	INDEMNITY INSURANCE COMPANY OF NORTH AMEF	0.01%	\$1,843	\$1,551	\$0	-\$300,564	-19378.72%
130	LITITZ MUTUAL INSURANCE COMPANY	0.01%	\$1,696	\$1,539	\$0	\$0	0.00%
131	WESTCHESTER FIRE INSURANCE COMPANY	0.01%	\$1,400	\$961	\$0	-\$23,695	-2465.66%
132	SAVERS PROPERTY & CASUALTY INSURANCE COM	0.01%	\$1,392	\$1,483	\$0	\$93	6.27%
133	HANOVER INSURANCE COMPANY THE	0.00%	\$1,334	\$1,225	\$0	\$0	0.00%
134	MARKEL AMERICAN INSURANCE COMPANY	0.00%	\$1,272	\$14,976	\$0	-\$3,951	-26.38%
135	PEERLESS INDEMNITY INSURANCE COMPANY	0.00%	\$928	\$616	\$0	\$0	0.00%
136	EMPLOYERS INSURANCE COMPANY OF WAUSAU	0.00%	\$761	-\$2,830	\$3,969,317	\$2,911,765	-102889.22%
137	UNION INSURANCE COMPANY OF PROVIDENCE	0.00%	\$736	\$482	\$0	\$409	84.85%
138	TOWER INSURANCE COMPANY OF NEW YORK	0.00%	\$642	\$149	\$0	\$0	0.00%
139	RIVERPORT INSURANCE COMPANY	0.00%	\$639	\$634	\$0	\$380	59.94%
140	ILLINOIS NATIONAL INSURANCE COMPANY	0.00%	\$540	\$902	\$0	-\$1,934	-214.41%
141	DIAMOND STATE INSURANCE COMPANY	0.00%	\$511	\$1,613	\$0	-\$161	-9.98%
142	MILWAUKEE CASUALTY INSURANCE CO	0.00%	\$343	\$338	\$0	\$106	31.36%
143	HARLEYSVILLE INSURANCE COMPANY	0.00%	\$323	\$6	\$0	\$6	100.00%
144	GREAT AMERICAN ALLIANCE INSURANCE COMPAN	0.00%	\$306	\$295	\$0	\$26,428	8958.64%
145	GREAT AMERICAN INSURANCE COMPANY OF NEW	0.00%	\$254	\$254	\$0	-\$18	-7.09%
146	ASSOCIATED INDEMNITY CORPORATION	0.00%	\$230	\$234	\$0	\$274	117.09%
147	SOUTHERN INSURANCE COMPANY	0.00%	\$224	\$227	\$0	\$19	8.37%
148	CITIZENS INSURANCE COMPANY OF AMERICA	0.00%	\$209	\$106	\$0	\$0	0.00%
149	WESTFIELD INSURANCE COMPANY	0.00%	\$204	\$149	\$0	-\$244	-163.76%
150	PROPERTY & CASUALTY INSURANCE COMPANY OF	0.00%	\$107	\$107	\$0	\$82	76.64%
151	COUNTRY MUTUAL INSURANCE COMPANY	0.00%	\$53	\$320	\$0	\$37	11.56%
152	AMERICAN AUTOMOBILE INSURANCE COMPANY	0.00%	\$49	\$307	\$0	\$3,544,891	1154687.62%
153	GREAT AMERICAN INSURANCE COMPANY	0.00%	\$20	\$21	\$0	\$5,278	25133.33%
154	ACE FIRE UNDERWRITERS INSURANCE COMPANY	0.00%	\$0	\$0	\$0	\$10,194	N/A
155	ACE PROPERTY AND CASUALTY INSURANCE COMP	0.00%	\$0	\$0	\$0	-\$13,130	N/A
156	AFFILIATED FM INSURANCE COMPANY	0.00%	\$0	\$0	\$0	-\$4	N/A
157	ALEA NORTH AMERICA INSURANCE COMPANY	0.00%	\$0	\$0	\$0	-\$4	N/A
158	ALLIANZ UNDERWRITERS INSURANCE COMPANY	0.00%	\$0	\$0	\$0	-\$90,189	N/A
159	AMERICAN MOTORISTS INSURANCE COMPANY	0.00%	\$0	\$0	\$200,000	-\$64,382	N/A
160	ARROWOOD INDEMNITY COMPANY	0.00%	\$0	\$0	\$678	-\$140,041	N/A
161	ASSURANCE COMPANY OF AMERICA	0.00%	\$0	\$0	\$0	-\$10,602	N/A
162	ATHENA ASSURANCE COMPANY	0.00%	\$0	\$0	\$0	-\$35,735	N/A
163	ATLANTA INTERNATIONAL INSURANCE CO	0.00%	\$0	\$0	\$0	-\$137,673	N/A
164	ATLANTIC SPECIALTY INSURANCE COMPANY	0.00%	\$0	\$0	\$0	-\$1,260	N/A
165	AUTOMOBILE INS CO OF HARTFORD CT	0.00%	\$0	\$0	\$0	\$216	N/A
166	AXA RE PROPERTY AND CASUALTY INSURANCE CO	0.00%	\$0	\$0	\$0	-\$223	N/A
167	CHARTIS CASUALTY COMPANY	0.00%	\$0	\$0	\$0	-\$15,710	N/A
168	CHICAGO INSURANCE COMPANY	0.00%	\$0	\$0	\$301,520	-\$9	N/A
169	CLARENDON NATIONAL INSURANCE COMPANY	0.00%	\$0	\$0	-\$149	-\$154	N/A
170	CRUM & FORSTER INDEMNITY COMPANY	0.00%	\$0	\$0	\$0	\$115	N/A
171	FAIRMONT SPECIALTY INSURANCE COMPANY	0.00%	\$0	\$0	\$0	-\$2,013	N/A
172	FARMINGTON CASUALTY COMPANY	0.00%	\$0	\$0	\$0	-\$550	N/A
173	FIDELITY & GUARANTY INSURANCE UNDERWRITER	0.00%	\$0	\$0	\$0	-\$36,745	N/A
174	FIDELITY AND GUARANTY INSURANCE COMPANY	0.00%	\$0	\$0	\$0	-\$20,769	N/A
175	FIRST SPECIALTY INSURANCE CORPORATION	0.00%	\$0	\$0	\$0	\$448	N/A
176	GENERAL STAR NATIONAL INS CO	0.00%	\$0	\$0	\$0	-\$2,000	N/A
177	GENESIS INSURANCE COMPANY	0.00%	\$0	\$0	\$0	-\$48,000	N/A
178	GERLING AMERICA INSURANCE COMPANY	0.00%	\$0	\$0	\$7,500	-\$208,806	N/A

2009 PROPERTY/CASUALTY INSURANCE
TOTALS BY LINE OF BUSINESS - PRODUCT LIABILITY (Bodily Injury & Property Damage)

OBS	COMPANY NAME	MARKET SHARE	DIRECT PREMIUMS WRITTEN	DIRECT PREMIUMS EARNED	DIRECT LOSSES PAID	DIRECT LOSSES INCURRED	LOSS RATIO
179	GOVERNMENT EMPLOYEES INSURANCE CO	0.00%	\$0	\$0	\$0	\$0	N/A
180	GULF UNDERWRITERS INSURANCE COMPANY	0.00%	\$0	\$0	\$0	-\$310	N/A
181	INSURANCE COMPANY OF NORTH AMERICA	0.00%	\$0	\$0	\$0	-\$22,468	N/A
182	INSURANCE COMPANY OF THE STATE OF PENNSYL	0.00%	\$0	\$1,348	\$0	-\$249	-18.47%
183	KEMPER CASUALTY INSURANCE COMPANY	0.00%	\$0	\$0	\$0	\$0	N/A
184	LUMBERMENS MUTUAL CASUALTY COMPANY	0.00%	\$0	\$0	\$0	-\$31,421	N/A
185	LUMBERMENS UNDERWRITING ALLIANCE	0.00%	\$0	\$0	\$0	-\$4,307	N/A
186	MARKEL INSURANCE COMPANY	0.00%	\$0	\$0	\$0	-\$287	N/A
187	MARYLAND CASUALTY COMPANY	0.00%	\$0	\$0	\$0	\$120,899	N/A
188	MILLERS FIRST INSURANCE COMANY	0.00%	\$0	\$0	\$3,220	-\$96,780	N/A
189	MITSUI SUMITOMO INSURANCE COMPANY OF AMER	0.00%	\$0	\$0	\$0	\$548	N/A
190	MITSUI SUMITOMO INSURANCE USA INC	0.00%	\$0	\$0	\$0	\$9	N/A
191	NATIONAL CASUALTY COMPANY	0.00%	\$0	\$0	\$0	-\$8	N/A
192	NATIONWIDE MUTUAL FIRE INSURANCE COMPANY	0.00%	\$0	\$0	\$0	-\$132	N/A
193	NATIONWIDE PROPERTY & CASUALTY INSURANCE	0.00%	\$0	\$0	\$0	-\$1,249	N/A
194	NORTH AMERICAN SPECIALTY INSURANCE COMPAN	0.00%	\$0	\$0	\$5,075	-\$14,692	N/A
195	NORTHBROOK INDEMNITY COMPANY	0.00%	\$0	\$0	\$0	-\$5,131	N/A
196	NORTHERN INSURANCE COMPANY OF NEW YORK	0.00%	\$0	\$0	\$4,737	-\$28,055	N/A
197	PACIFIC EMPLOYERS INSURANCE COMPANY	0.00%	\$0	\$6	\$0	-\$170,210	-2836833.33%
198	PENN AMERICA INSURANCE COMPANY	0.00%	\$0	\$31	\$0	-\$12,071	-38938.71%
199	PENNSYLVANIA GENERAL INSURANCE COMPANY	0.00%	\$0	\$0	\$25,000	\$24,988	N/A
200	PRAETORIAN INSURANCE COMPANY	0.00%	\$0	-\$1	-\$1	\$3,746	-374600.00%
201	QBE INSURANCE CORPORATION	0.00%	\$0	\$0	\$0	\$2,886	N/A
202	RLI INSURANCE COMPANY	0.00%	\$0	\$0	\$0	-\$6,751	N/A
203	SAFECO INSURANCE COMPANY OF AMERICA	0.00%	\$0	\$0	\$0	-\$4,471	N/A
204	SECURA SUPREME INSURANCE COMPANY	0.00%	\$0	\$0	\$0	-\$7	N/A
205	SENTRY CASUALTY COMPANY	0.00%	\$0	\$0	\$0	\$3,535	N/A
206	ST PAUL GUARDIAN INSURANCE COMPANY	0.00%	\$0	\$1	\$0	-\$18,926	-1892600.00%
207	ST PAUL PROTECTIVE INSURANCE COMPANY	0.00%	\$0	\$0	\$0	\$21,896	N/A
208	STANDARD FIRE INSURANCE COMPANY	0.00%	\$0	\$0	\$0	-\$248	N/A
209	STONEWALL INSURANCE COMPANY	0.00%	\$0	\$0	\$85,009	-\$555,660	N/A
210	TIG INSURANCE COMPANY	0.00%	\$0	\$0	\$0	-\$191,430	N/A
211	TRAVELERS CASUALTY AND SURETY COMPANY	0.00%	\$0	\$0	\$892,289	\$1,119,687	N/A
212	TRAVELERS CASUALTY AND SURETY COMPANY OF	0.00%	\$0	\$0	\$36,825	\$44,037	N/A
213	TRAVELERS CASUALTY COMPANY OF CONNECTICU	0.00%	\$0	\$0	\$0	\$43	N/A
214	TRAVELERS CASUALTY INSURANCE COMPANY OF	0.00%	\$0	\$0	\$0	-\$9,769	N/A
215	TRINITY UNIVERSAL INSURANCE COMPANY	0.00%	\$0	\$5	\$0	-\$2,424	-48480.00%
216	UNITED FIRE & INDEMNITY COMPANY	0.00%	\$0	\$0	\$0	-\$1,200	N/A
217	UNITED STATES FIDELITY & GUARANTY COMPANY	0.00%	\$0	\$0	\$405,188	\$1,153,677	N/A
218	VIRGINIA SURETY COMPANY INC	0.00%	\$0	\$0	\$0	\$30,232	N/A
219	WHITE MOUNTAINS REINSURANCE COMPANY OF A	0.00%	\$0	\$0	\$0	-\$9,753	N/A
220	HARTFORD ACCIDENT & INDEMNITY CO	0.00%	-\$77	-\$77	\$0	-\$711,148	923568.83%
221	REDLAND INSURANCE COMPANY	0.00%	-\$184	\$133	-\$546	-\$499	-375.19%
222	PENNSYLVANIA MANUFACTURERS ASSOCIATION I	0.00%	-\$190	\$504	\$4,983	\$661	131.15%
223	OHIO SECURITY INSURANCE COMPANY	0.00%	-\$411	\$5,675	\$0	-\$23,494	-413.99%
224	NORTHFIELD INSURANCE COMPANY	0.00%	-\$1,199	\$605	\$0	\$1,052	173.88%
225	STATE NATIONAL INSURANCE COMPANY INC	-0.01%	-\$1,566	\$4,409	\$0	\$0	0.00%
226	AMERICAN ZURICH INSURANCE COMPANY	-0.01%	-\$2,721	\$5,004	\$2,280	-\$10,345	-206.73%
227	MID-CONTINENT ASSURANCE COMPANY	-0.01%	-\$3,019	-\$677	\$0	\$0	0.00%
228	HARTFORD INSURANCE COMPANY OF MIDWEST TH	-0.01%	-\$3,024	-\$3,024	\$0	-\$2,205	72.92%
229	ZURICH AMERICAN INSURANCE COMPANY OF ILLIN	-0.05%	-\$13,145	-\$13,178	\$10,622	\$19,345	-146.80%
230	NATIONAL UNION FIRE INSURANCE COMPANY OF P	-0.35%	-\$94,974	-\$71,322	\$9,126	\$100,228	-140.53%
TOTAL		100.00%	\$27,083,268	\$27,153,288	\$16,436,941	\$17,370,775	63.97%

**MISSOURI PRODUCTS LIABILITY INSURANCE
(Bodily Injury & Property Damage)**



2009 PROPERTY/CASUALTY INSURANCE
TOTALS BY LINE OF BUSINESS - PRIVATE PASSENGER (Auto Liability Bodily Injury)

OBS	COMPANY NAME	MARKET SHARE	DIRECT PREMIUMS WRITTEN	DIRECT PREMIUMS EARNED	DIRECT LOSSES PAID	DIRECT LOSSES INCURRED	LOSS RATIO
1	STATE FARM MUTUAL AUTOMOBILE INSURANCE COMP	18.68%	\$134,735,674	\$132,148,632	\$102,224,155	\$102,564,498	77.61%
2	AMERICAN FAMILY MUTUAL INSURANCE COMPANY	13.11%	\$94,607,321	\$94,068,573	\$64,497,408	\$63,302,783	67.29%
3	SHELTER MUTUAL INSURANCE COMPANY	6.26%	\$45,152,929	\$44,862,138	\$24,461,561	\$27,839,349	62.06%
4	FARMERS INSURANCE COMPANY INC	5.21%	\$37,548,408	\$38,332,392	\$15,973,113	\$12,662,651	33.03%
5	SAFECO INSURANCE COMPANY OF ILLINOIS	3.47%	\$25,049,251	\$26,310,037	\$13,352,498	\$12,968,037	49.29%
6	PROGRESSIVE PREFERRED INSURANCE COMPANY	3.44%	\$24,799,393	\$23,137,371	\$14,205,129	\$19,149,267	82.76%
7	PROGRESSIVE DIRECT INSURANCE COMPANY	3.06%	\$22,087,758	\$20,640,663	\$6,484,848	\$11,030,724	53.44%
8	AUTOMOBILE CLUB INTER-INSURANCE EXCHANGE	3.05%	\$22,010,567	\$21,136,114	\$11,027,710	\$12,716,612	60.17%
9	ALLIED PROPERTY & CASUALTY INSURANCE COMPANY	2.75%	\$19,867,226	\$19,114,812	\$7,331,233	\$12,116,583	63.39%
10	FARM BUREAU TOWN & COUNTRY INS CO OF MO	2.01%	\$14,466,507	\$14,287,506	\$9,678,783	\$7,667,850	53.67%
11	AMERICAN STANDARD INSURANCE COMPANY OF WISCI	1.85%	\$13,366,715	\$13,746,613	\$15,026,445	\$12,586,511	91.56%
12	GEICO GENERAL INS CO	1.83%	\$13,223,092	\$13,119,569	\$7,274,849	\$9,242,124	70.45%
13	STATE FARM FIRE AND CASUALTY COMPANY	1.64%	\$11,802,354	\$11,626,541	\$9,629,522	\$10,765,063	92.59%
14	TRAVELERS HOME AND MARINE INSURANCE COMPANY	1.53%	\$11,015,326	\$11,023,331	\$4,270,826	\$7,533,620	73.58%
15	ALLSTATE FIRE AND CASUALTY INSURANCE COMPANY	1.43%	\$10,284,489	\$9,781,275	\$4,016,342	\$4,960,549	50.71%
16	NATIONWIDE AFFINITY INSURANCE COMPANY OF AMER	1.32%	\$9,490,238	\$9,531,837	\$4,146,893	\$5,399,118	56.64%
17	MID CENTURY INSURANCE COMPANY	1.28%	\$9,216,480	\$9,824,838	\$6,223,968	\$5,376,954	54.73%
18	GEICO INDEMNITY COMPANY	1.26%	\$9,081,972	\$8,986,681	\$4,830,248	\$6,573,724	73.15%
19	UNITED SERVICES AUTOMOBILE ASSOCIATION	1.22%	\$8,766,235	\$8,526,023	\$4,602,550	\$3,178,119	37.28%
20	ALLSTATE PROPERTY & CASUALTY INSURANCE COMP,	1.21%	\$8,751,404	\$8,936,217	\$6,814,225	\$4,465,002	49.97%
21	ALLSTATE INSURANCE COMPANY	1.04%	\$7,527,602	\$7,788,622	\$5,806,666	\$5,886,340	75.58%
22	LIBERTY MUTUAL FIRE INSURANCE COMPANY	1.01%	\$7,256,744	\$6,875,426	\$3,695,969	\$5,430,357	78.98%
23	TWIN CITY FIRE INSURANCE COMPANY	0.90%	\$6,468,994	\$5,884,110	\$1,984,135	\$2,517,171	42.78%
24	PROGRESSIVE NORTHWESTERN INSURANCE COMPAN'	0.81%	\$5,850,344	\$5,297,674	\$3,690,091	\$4,104,591	77.48%
25	ESURANCE INSURANCE COMPANY	0.78%	\$5,592,641	\$5,602,647	\$1,980,631	\$1,469,670	26.23%
26	USAA CASUALTY INSURANCE COMPANY	0.73%	\$5,236,674	\$5,038,203	\$2,874,124	\$3,444,130	68.36%
27	PROGRESSIVE MAX INSURANCE COMPANY	0.66%	\$4,778,320	\$5,033,645	\$3,636,077	\$2,808,809	55.80%
28	GOVERNMENT EMPLOYEES INSURANCE CO	0.65%	\$4,713,682	\$4,684,828	\$2,806,706	\$3,860,723	82.41%
29	AMERICAN NATIONAL PROPERTY & CASUALTY COMPAI	0.61%	\$4,408,146	\$4,443,692	\$4,098,053	\$5,084,771	114.43%
30	DAIRYLAND INSURANCE COMPANY	0.61%	\$4,404,370	\$4,764,151	\$2,492,782	\$1,315,930	27.62%
31	VIKING INSURANCE COMPANY OF WISCONSIN	0.60%	\$4,300,891	\$3,833,062	\$1,527,562	\$1,755,532	45.80%
32	CAMERON MUTUAL INSURANCE COMPANY	0.58%	\$4,181,216	\$4,330,088	\$3,660,594	\$3,752,881	86.67%
33	MIDWESTERN INDEMNITY COMPANY THE	0.55%	\$3,953,692	\$4,534,112	\$2,400,154	\$2,853,157	62.93%
34	BRISTOL WEST INSURANCE COMPANY	0.53%	\$3,822,958	\$3,363,333	\$1,118,750	\$2,106,986	62.65%
35	HARTFORD INSURANCE COMPANY OF MIDWEST THE	0.51%	\$3,684,575	\$3,629,961	\$1,443,665	\$2,597,448	71.56%
36	COLUMBIA MUTUAL INSURANCE COMPANY	0.47%	\$3,386,781	\$3,330,572	\$1,600,518	\$2,989,416	89.76%
37	NATIONWIDE INSURANCE COMPANY OF AMERICA	0.46%	\$3,321,195	\$3,219,766	\$1,690,540	\$3,365,982	104.54%
38	PROPERTY & CASUALTY INSURANCE COMPANY OF HAI	0.44%	\$3,184,841	\$3,437,146	\$1,496,417	\$1,866,990	54.32%
39	CORNERSTONE NATIONAL INSURANCE COMPANY	0.44%	\$3,177,649	\$3,202,630	\$2,242,285	\$2,230,617	69.65%
40	UNIVERSAL CASUALTY COMPANY	0.41%	\$2,958,243	\$4,496,388	\$2,413,903	\$4,299,107	95.61%
41	ELECTRIC INSURANCE COMPANY	0.37%	\$2,696,989	\$2,101,362	\$461,026	\$795,794	37.87%
42	AFFIRMATIVE INSURANCE COMPANY	0.36%	\$2,577,063	\$2,668,046	\$2,265,631	\$1,218,689	45.68%
43	HARTFORD UNDERWRITERS INSURANCE COMPANY	0.36%	\$2,561,156	\$2,711,174	\$2,285,340	\$2,506,891	92.47%
44	ALLSTATE INDEMNITY COMPANY	0.34%	\$2,485,768	\$2,438,876	\$2,933,707	\$2,395,059	98.20%
45	MERIDIAN SECURITY INSURANCE COMPANY	0.30%	\$2,191,655	\$1,726,219	\$369,695	\$1,193,251	69.13%
46	COUNTRY PREFERRED INSURANCE COMPANY	0.30%	\$2,148,692	\$2,097,777	\$937,097	\$1,425,682	67.96%
47	MENDOTA INSURANCE COMPANY	0.26%	\$1,856,496	\$1,788,619	\$733,245	\$975,163	54.52%
48	TRADERS INSURANCE COMPANY	0.25%	\$1,838,810	\$1,792,939	\$829,099	\$1,065,418	59.42%
49	AUTO CLUB FAMILY INSURANCE COMPANY	0.24%	\$1,762,218	\$2,335,847	\$1,932,149	\$1,237,242	52.97%
50	OWNERS INSURANCE COMPANY	0.24%	\$1,747,316	\$1,555,626	\$800,844	\$1,490,548	95.82%
51	21ST CENTURY CENTENNIAL INSURANCE COMPANY	0.24%	\$1,696,363	\$1,531,798	\$433,125	\$959,316	62.63%
52	SHELTER GENERAL INSURANCE COMPANY	0.22%	\$1,598,286	\$1,588,848	\$832,498	\$606,971	38.20%
53	DIRECT GENERAL INSURANCE COMPANY	0.22%	\$1,593,109	\$1,437,290	\$832,085	\$1,064,618	74.07%
54	21ST CENTURY NORTH AMERICA INSURANCE COMPAN'	0.22%	\$1,581,839	\$1,174,338	\$186,223	\$382,629	32.58%
55	AUTO OWNERS INSURANCE COMPANY	0.22%	\$1,577,234	\$1,534,284	\$871,042	\$1,190,521	77.59%
56	CAMERON NATIONAL INSURANCE COMPANY	0.21%	\$1,524,564	\$1,392,117	\$489,282	\$764,572	54.92%
57	FIREMANS FUND INSURANCE COMPANY	0.20%	\$1,452,095	\$1,596,213	\$654,107	-\$556,970	-34.89%
58	NATIONAL GENERAL INSURANCE COMPANY	0.20%	\$1,414,131	\$1,467,241	\$698,642	\$1,200,584	81.83%
59	COUNTRY MUTUAL INSURANCE COMPANY	0.18%	\$1,300,501	\$1,290,792	\$471,806	\$499,851	38.72%
60	METROPOLITAN GROUP PROPERTY & CASUALTY INSUI	0.17%	\$1,225,958	\$1,269,883	\$719,799	\$621,917	48.97%

2009 PROPERTY/CASUALTY INSURANCE
TOTALS BY LINE OF BUSINESS - PRIVATE PASSENGER (Auto Liability Bodily Injury)

OBS	COMPANY NAME	MARKET SHARE	DIRECT PREMIUMS WRITTEN	DIRECT PREMIUMS EARNED	DIRECT LOSSES PAID	DIRECT LOSSES INCURRED	LOSS RATIO
61	ALFA VISION INSURANCE CORPORATION	0.16%	\$1,164,331	\$1,233,528	\$527,629	\$73,447	5.95%
62	FIRST ACCEPTANCE INSURANCE COMPANY INC	0.16%	\$1,154,591	\$1,175,385	\$729,635	\$446,450	37.98%
63	CINCINNATI INSURANCE COMPANY THE	0.16%	\$1,143,562	\$1,024,745	\$783,041	\$695,664	67.89%
64	FINANCIAL INDEMNITY COMPANY	0.16%	\$1,121,185	\$1,426,381	\$1,782,433	\$1,030,922	72.28%
65	GMAC INSURANCE COMPANY ONLINE INC	0.15%	\$1,056,293	\$1,011,618	\$898,394	\$1,140,704	112.76%
66	METROPOLITAN PROPERTY & CASUALTY INSURANCE C	0.14%	\$1,029,537	\$1,019,848	\$658,920	\$847,056	83.06%
67	USAA GENERAL INDEMNITY COMPANY	0.14%	\$996,739	\$888,808	\$463,267	\$951,569	107.06%
68	SENTRY INSURANCE A MUTUAL COMPANY	0.14%	\$993,145	\$880,299	\$528,682	\$229,949	26.12%
69	IDS PROPERTY CASUALTY INSURANCE COMPANY	0.14%	\$990,329	\$969,215	\$320,052	\$570,352	58.85%
70	HAULERS INSURANCE COMPANY INC	0.14%	\$988,069	\$960,390	\$342,475	\$902,866	94.01%
71	ACUITY A MUTUAL INSURANCE COMPANY	0.13%	\$948,550	\$880,218	\$450,901	\$219,505	24.94%
72	GRINNELL MUTUAL REINSURANCE COMPANY	0.13%	\$945,341	\$973,345	\$594,241	\$41,295	4.24%
73	VICTORIA AUTOMOBILE INSURANCE COMPANY	0.13%	\$936,311	\$1,038,013	\$711,316	\$720,603	69.42%
74	YOUNG AMERICA INSURANCE COMPANY	0.13%	\$935,995	\$949,276	\$906,298	\$841,850	88.68%
75	FOREMOST INSURANCE COMPANY	0.12%	\$871,295	\$835,037	\$1,318,762	\$1,431,071	171.38%
76	STATE AUTO PROPERTY & CASUALTY INSURANCE CON	0.12%	\$860,483	\$900,939	\$1,216,201	\$337,647	37.48%
77	GUIDEONE AMERICA INSURANCE COMPANY	0.11%	\$818,504	\$794,942	\$364,999	\$230,490	28.99%
78	HALLMARK INSURANCE COMPANY	0.11%	\$796,857	\$664,736	\$114,788	\$455,057	68.46%
79	UNITRIN PREFERRED INSURANCE COMPANY	0.11%	\$794,309	\$790,515	\$242,305	\$380,460	48.13%
80	UNITRIN DIRECT PROPERTY & CASUALTY COMPANY	0.11%	\$781,725	\$905,926	\$639,001	\$386,755	42.69%
81	INSUREMAX INSURANCE COMPANY	0.10%	\$750,268	\$595,507	\$307,299	\$398,355	66.89%
82	GRINNELL SELECT INSURANCE COMPANY	0.10%	\$746,545	\$691,072	\$446,737	\$811,566	117.44%
83	PROGRESSIVE CLASSIC INSURANCE COMPANY	0.10%	\$741,083	\$1,208,327	\$1,104,091	\$585,026	48.42%
84	ALFA SPECIALTY INSURANCE CORPORATION	0.10%	\$716,845	\$480,521	\$43,123	\$336,488	70.03%
85	CALIFORNIA CASUALTY GENERAL INSURANCE COMPAN	0.09%	\$684,069	\$673,878	\$366,314	\$538,767	79.95%
86	CONSUMERS INSURANCE USA INC	0.09%	\$641,351	\$635,443	\$609,508	\$420,935	66.24%
87	AMICA MUTUAL INSURANCE COMPANY	0.09%	\$629,272	\$573,728	\$392,413	\$150,603	26.25%
88	AMERICAN SERVICE INSURANCE COMPANY	0.08%	\$610,484	\$486,690	\$206,294	\$262,994	54.04%
89	FIDELITY NATIONAL INSURANCE COMPANY	0.08%	\$593,466	\$574,078	\$706,044	\$389,744	67.89%
90	MILLERS FIRST INSURANCE COMANY	0.08%	\$592,944	\$591,853	\$473,555	\$378,219	63.90%
91	21ST CENTURY NATIONAL INSURANCE COMPANY	0.08%	\$580,355	\$598,041	\$883,809	\$238,126	39.82%
92	MILLERS CLASSIFIED INSURANCE COMPANY	0.08%	\$575,686	\$577,635	\$419,693	\$642,752	111.27%
93	ECONOMY PREMIER ASSURANCE COMPANY	0.08%	\$554,401	\$590,859	\$644,904	\$696,459	117.87%
94	WORKMENS AUTO INSURANCE COMPANY	0.08%	\$553,807	\$492,429	\$163,170	\$286,140	58.11%
95	GARRISON PROPERTY AND CASUALTY INSURANCE COI	0.08%	\$550,944	\$481,184	\$148,807	\$349,100	72.55%
96	HORACE MANN PROPERTY & CASUALTY INSURANCE C	0.08%	\$547,742	\$523,143	\$575,818	\$359,437	68.71%
97	DIRECT NATIONAL INSURANCE COMPANY	0.08%	\$545,613	\$592,378	\$522,173	\$378,917	63.97%
98	SAGAMORE INSURANCE COMPANY	0.07%	\$535,920	\$433,253	\$289,061	\$275,662	63.63%
99	AMERICAN NATIONAL GENERAL INSURANCE COMPANY	0.07%	\$522,640	\$491,615	\$65,283	\$284,661	57.90%
100	OMNI INDEMNITY COMPANY	0.07%	\$483,655	\$433,250	\$107,895	\$121,319	28.00%
101	AMCO INSURANCE COMPANY	0.07%	\$477,657	\$446,049	\$1,501,594	-\$22,285	-5.00%
102	SECURA SUPREME INSURANCE COMPANY	0.06%	\$462,502	\$515,674	\$905,478	\$21,594	4.19%
103	TRAVELERS PROPERTY CASUALTY INSURANCE COMP/	0.06%	\$461,279	\$417,849	\$238,974	\$343,968	82.32%
104	ENCOMPASS INDEMNITY COMPANY	0.06%	\$435,460	\$582,978	\$548,904	\$776,212	133.15%
105	BANKERS STANDARD INSURANCE COMPANY	0.06%	\$434,445	\$296,331	\$51,503	\$106,466	35.93%
106	EQUITY INSURANCE COMPANY	0.06%	\$424,032	\$269,327	\$84,304	\$251,538	93.40%
107	TRAVELERS PERSONAL INSURANCE COMPANY	0.06%	\$422,458	\$690,546	\$680,916	\$196,800	28.50%
108	ESSENTIA INSURANCE COMPANY	0.06%	\$397,700	\$372,056	\$77,000	\$77,369	20.79%
109	PRIDE NATIONAL INSURANCE COMPANY	0.05%	\$391,430	\$203,469	\$10,466	\$43,986	21.62%
110	GUIDEONE ELITE INSURANCE COMPANY	0.05%	\$388,759	\$402,251	\$291,406	\$253,245	62.96%
111	FIRST LIBERTY INSURANCE CORP THE	0.05%	\$387,065	\$350,604	\$87,646	\$222,299	63.40%
112	PERMANENT GENERAL ASSURANCE CORPORATION	0.05%	\$371,741	\$266,576	\$41,326	\$77,824	29.19%
113	21ST CENTURY PREMIER INSURANCE COMPANY	0.05%	\$351,868	\$407,609	\$370,704	\$131,037	32.15%
114	TRUMBULL INSURANCE COMPANY	0.05%	\$344,299	\$65,358	\$33,763	\$586,852	897.90%
115	MIDDLESEX INSURANCE COMPANY	0.04%	\$307,757	\$463,350	\$427,318	\$566,944	122.36%
116	RESPONSE WORLDWIDE INSURANCE COMPANY	0.04%	\$303,231	\$319,016	\$243,205	\$277,184	86.89%
117	GREAT NORTHERN INSURANCE COMPANY	0.04%	\$301,701	\$330,934	\$361,833	\$281,493	85.06%
118	INFINITY AUTO INSURANCE COMPANY	0.04%	\$297,756	\$393,637	\$470,638	-\$41,356	-10.51%
119	INSURANCE COMPANY OF THE STATE OF PENNSYLVAN	0.04%	\$281,557	\$648,429	\$1,104,954	\$560,883	86.50%

2009 PROPERTY/CASUALTY INSURANCE
TOTALS BY LINE OF BUSINESS - PRIVATE PASSENGER (Auto Liability Bodily Injury)

OBS	COMPANY NAME	MARKET SHARE	DIRECT PREMIUMS WRITTEN	DIRECT PREMIUMS EARNED	DIRECT LOSSES PAID	DIRECT LOSSES INCURRED	LOSS RATIO
120	KEMPER INDEPENDENCE INSURANCE COMPANY	0.04%	\$263,364	\$284,543	\$333,725	\$38,335	13.47%
121	GEICO CASUALTY COMPANY	0.03%	\$251,027	\$285,055	\$516,991	\$137,051	48.08%
122	CHARTER INDEMNITY COMPANY	0.03%	\$245,216	\$234,025	\$148,176	\$89,094	38.07%
123	NATIONAL GENERAL ASSURANCE COMPANY	0.03%	\$238,683	\$252,626	\$268,503	\$80,937	32.04%
124	VIGILANT INSURANCE COMPANY	0.03%	\$236,340	\$261,028	\$198,730	\$126,830	48.59%
125	METROPOLITAN DIRECT PROPERTY AND CASUALTY IN	0.03%	\$231,187	\$247,187	\$190,714	\$139,041	56.25%
126	UNITED FIRE AND CASUALTY COMPANY	0.03%	\$228,065	\$198,744	\$32,189	\$135,689	68.27%
127	WEST AMERICAN INSURANCE COMPANY	0.03%	\$220,096	\$236,270	\$264,631	\$157,847	66.81%
128	NATIONAL SURETY CORPORATION	0.03%	\$217,412	\$188,011	\$13,900	\$50,219	26.71%
129	STATE AUTO NATIONAL INSURANCE COMPANY	0.03%	\$216,672	\$197,462	\$144,190	\$107,819	54.60%
130	INFINITY ASSURANCE INSURANCE COMPANY	0.03%	\$215,397	\$261,982	\$542,328	\$173,748	66.32%
131	CHARTIS PROPERTY CASUALTY COMPANY	0.03%	\$213,608	\$127,241	\$123,293	\$88,631	69.66%
132	PROGRESSIVE CASUALTY INSURANCE COMPANY	0.03%	\$213,336	\$380,309	\$591,745	\$381,407	100.29%
133	ALPHA PROPERTY & CASUALTY INSURANCE CO	0.03%	\$211,001	\$255,245	\$427,877	\$47,397	18.57%
134	CHUBB NATIONAL INSURANCE COMPANY	0.03%	\$203,920	\$182,598	\$4,000	\$77,459	42.42%
135	FEDERAL INSURANCE COMPANY	0.03%	\$194,311	\$207,584	\$529,979	\$474,322	228.50%
136	FARMERS ALLIANCE MUTUAL INSURANCE COMPANY	0.03%	\$188,931	\$181,946	\$121,431	\$106,181	58.36%
137	TEACHERS INSURANCE COMPANY	0.02%	\$170,588	\$173,608	\$243,446	\$188,674	108.68%
138	NEW SOUTH INSURANCE COMPANY	0.02%	\$169,305	\$197,827	\$361,502	\$202,827	102.53%
139	PROGRESSIVE SPECIALTY INSURANCE COMPANY	0.02%	\$169,107	\$275,943	\$274,091	\$235,552	85.36%
140	AMERICAN HOME ASSURANCE COMPANY	0.02%	\$167,233	\$354,846	\$560,747	\$185,905	52.39%
141	ENCOMPASS INSURANCE COMPANY OF AMERICA	0.02%	\$166,152	\$221,832	\$155,754	-\$121	-0.05%
142	GUIDEONE MUTUAL INSURANCE COMPANY	0.02%	\$163,684	\$173,847	\$120,618	\$1,004	0.58%
143	INFINITY INDEMNITY INSURANCE COMPANY	0.02%	\$161,857	\$176,492	\$71,907	\$46,730	26.48%
144	COUNTRY CASUALTY INSURANCE COMPANY	0.02%	\$160,932	\$163,139	\$103,276	\$82,584	50.62%
145	RESPONSE INSURANCE COMPANY	0.02%	\$160,319	\$154,207	\$65,114	\$79,506	51.56%
146	PHARMACISTS MUTUAL INSURANCE COMPANY	0.02%	\$156,138	\$155,389	\$65,445	\$84,073	54.10%
147	MIC GENERAL INSURANCE CORPORATION	0.02%	\$152,344	\$176,462	\$12,780	\$53,769	30.47%
148	SENTINEL INSURANCE COMPANY LTD	0.02%	\$152,245	\$146,838	\$37,217	\$90,372	61.55%
149	AMERICAN HALLMARK INSURANCE COMPANY OF TEXA	0.02%	\$143,847	\$138,665	\$25,562	\$62,573	45.13%
150	TRAVELERS COMMERCIAL INSURANCE COMPANY	0.02%	\$142,261	\$230,272	\$375,953	\$114,995	49.94%
151	21ST CENTURY INSURANCE COMPANY	0.02%	\$140,782	\$173,599	\$133,711	\$3,820	2.20%
152	NATIONAL UNION FIRE INSURANCE COMPANY OF PITTS	0.02%	\$130,659	\$274,169	\$417,538	\$139,817	51.00%
153	PACIFIC INDEMNITY COMPANY	0.02%	\$124,618	\$135,336	\$22,631	\$355,442	262.64%
154	21ST CENTURY ADVANTAGE INSURANCE COMPANY	0.02%	\$121,928	\$200,222	\$43,258	\$104,989	52.44%
155	1ST AUTO & CASUALTY INSURANCE COMPANY	0.02%	\$121,391	\$94,973	\$36,778	\$115,513	121.63%
156	TRAVCO INSURANCE COMPANY	0.02%	\$118,301	\$168,302	\$81,085	\$100,180	59.52%
157	FARMERS UNION COOPERATIVE INSURANCE COMPANY	0.01%	\$94,654	\$92,612	\$25,000	\$25,850	27.91%
158	HARTFORD FIRE INSURANCE COMPANY	0.01%	\$85,682	\$107,290	\$181,625	\$77,568	72.30%
159	EMCASCO INSURANCE COMPANY	0.01%	\$79,494	\$55,751	\$0	\$0	0.00%
160	METROPOLITAN CASUALTY INSURANCE COMPANY	0.01%	\$79,422	\$79,972	\$52,072	\$45,097	56.39%
161	PHOENIX INSURANCE COMPANY THE	0.01%	\$78,337	\$105,651	\$5,682	-\$40,931	-38.74%
162	CHARTIS CASUALTY COMPANY	0.01%	\$73,836	\$238,357	\$946,777	\$57,422	24.09%
163	AIU INSURANCE COMPANY	0.01%	\$72,713	\$178,195	\$583,925	\$25,953	14.56%
164	OMNI INSURANCE COMPANY	0.01%	\$69,776	\$88,902	\$208,127	-\$153,860	-173.07%
165	ARMED FORCES INSURANCE EXCHANGE	0.01%	\$69,757	\$57,268	\$28,201	\$69,631	121.59%
166	HARTFORD ACCIDENT & INDEMNITY CO	0.01%	\$64,031	\$68,098	\$26,955	\$813	1.19%
167	LIBERTY INSURANCE CORPORATION	0.01%	\$59,577	\$66,325	\$51,893	\$21,525	32.45%
168	MERASTAR INSURANCE COMPANY	0.01%	\$56,312	\$57,860	\$0	\$0	0.00%
169	AMERICAN MODERN HOME INSURANCE CO	0.01%	\$56,122	\$49,384	\$13,703	-\$27,795	-56.28%
170	AUTOMOBILE INS CO OF HARTFORD CT	0.01%	\$50,526	\$69,006	\$16,423	\$71,248	103.25%
171	WESTERN AGRICULTURAL INSURANCE COMPANY	0.01%	\$50,069	\$70,780	\$181,422	\$118,757	167.78%
172	AMERICAN FIRE & CASUALTY COMPANY	0.01%	\$46,546	\$50,144	\$0	\$0	0.00%
173	MARKEL AMERICAN INSURANCE COMPANY	0.01%	\$46,434	\$52,160	\$73,238	-\$4,284	-8.21%
174	PHILADELPHIA INDEMNITY INSURANCE COMPANY	0.01%	\$43,435	\$41,543	\$49,916	\$50,084	120.56%
175	HORACE MANN INSURANCE COMPANY	0.01%	\$38,440	\$30,862	\$21,085	\$50,481	163.57%
176	AMERICAN BANKERS INSURANCE COMPANY OF FLORID	0.01%	\$38,149	\$37,350	\$2,280	\$10,496	28.10%
177	METROPOLITAN GENERAL INSURANCE COMPANY	0.00%	\$35,396	\$36,469	\$11,557	\$4,352	11.93%
178	ROCKFORD MUTUAL INSURANCE COMPANY	0.00%	\$35,066	\$27,605	\$4,125	\$5,125	18.57%

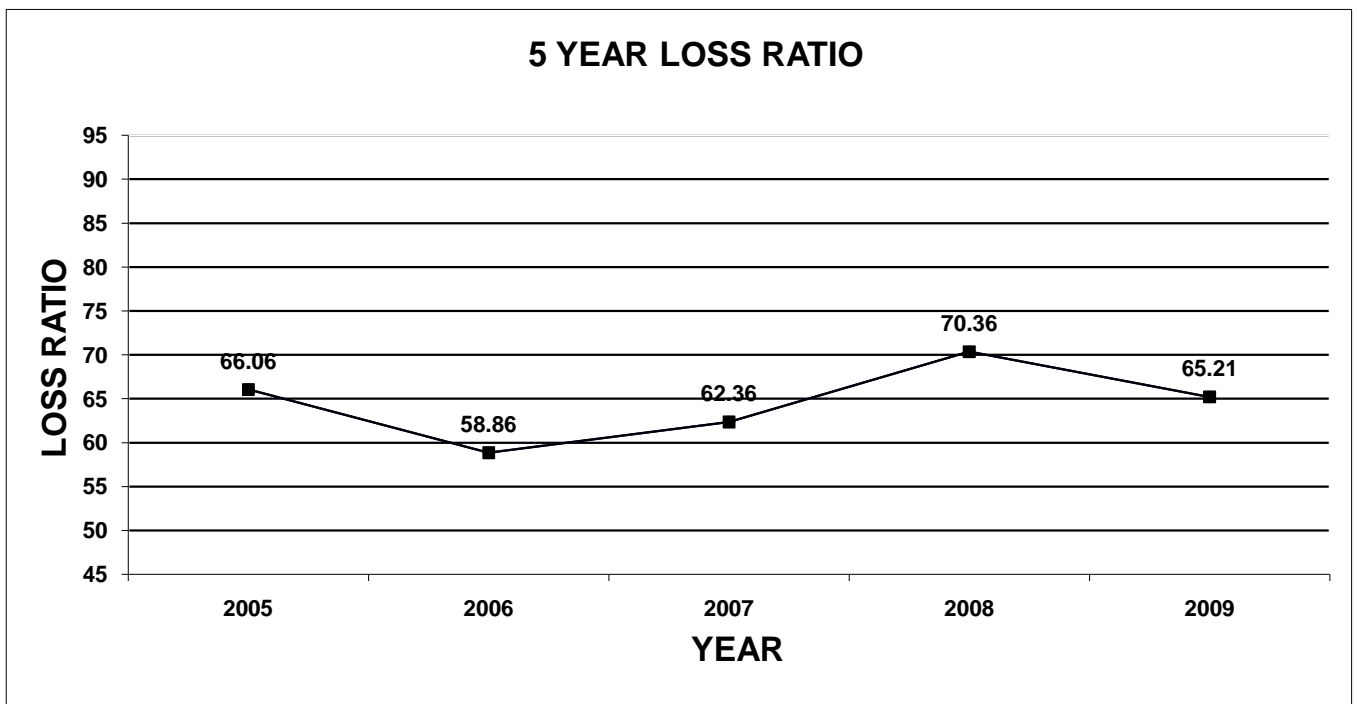
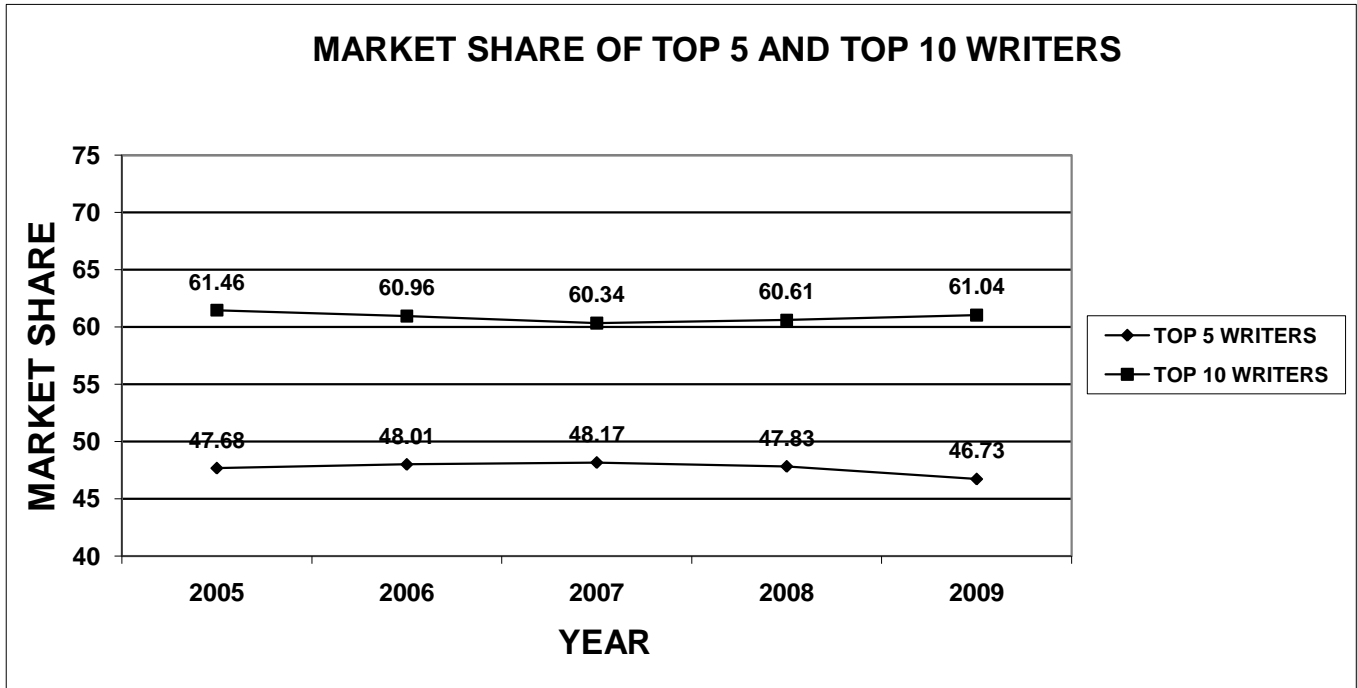
2009 PROPERTY/CASUALTY INSURANCE
TOTALS BY LINE OF BUSINESS - PRIVATE PASSENGER (Auto Liability Bodily Injury)

OBS	COMPANY NAME	MARKET SHARE	DIRECT PREMIUMS WRITTEN	DIRECT PREMIUMS EARNED	DIRECT LOSSES PAID	DIRECT LOSSES INCURRED	LOSS RATIO
179	SECURA INSURANCE A MUTUAL COMPANY	0.00%	\$32,117	\$32,944	\$129,506	-\$17,454	-52.98%
180	AMERICAN MODERN SELECT INSURANCE COMPANY	0.00%	\$26,129	\$27,923	\$59,921	-\$5,870	-21.02%
181	DEERBROOK INSURANCE COMPANY	0.00%	\$24,568	\$33,747	\$38,108	\$91,643	271.56%
182	TRAVELERS INDEMNITY COMPANY OF AMERICA	0.00%	\$19,770	\$34,316	\$15,500	-\$1,855	-5.41%
183	GUIDEONE SPECIALTY MUTUAL INSURANCE COMPANY	0.00%	\$16,820	\$16,549	\$59,500	\$90,996	549.86%
184	DEPOSITORS INSURANCE COMPANY	0.00%	\$15,222	\$14,480	\$1,002,098	-\$19,047	-131.54%
185	NATIONAL INTERSTATE INSURANCE COMPANY	0.00%	\$13,007	\$14,689	\$0	\$3,784	25.76%
186	HARTFORD CASUALTY INSURANCE CO	0.00%	\$12,927	\$4,562	\$0	\$0	0.00%
187	EMPLOYERS MUTUAL CASUALTY COMPANY	0.00%	\$12,523	\$11,930	\$0	\$0	0.00%
188	INTEGON INDEMNITY CORPORATION	0.00%	\$11,974	\$13,525	\$0	-\$750	-5.55%
189	OHIO CASUALTY INSURANCE COMPANY	0.00%	\$11,815	\$14,117	\$11,199	\$8,857	62.74%
190	STANDARD FIRE INSURANCE COMPANY	0.00%	\$11,472	\$14,794	\$7,499	-\$10,939	-73.94%
191	INTEGON NATIONAL INSURANCE COMPANY	0.00%	\$11,410	\$13,130	\$42,496	\$3,499	26.65%
192	INFINITY INSURANCE COMPANY	0.00%	\$9,338	\$12,879	\$500	-\$1,263	-9.81%
193	INTEGON GENERAL INSURANCE CORPORATION	0.00%	\$9,291	\$10,173	\$0	\$6,563	64.51%
194	SAFECO INSURANCE COMPANY OF AMERICA	0.00%	\$5,032	\$5,515	\$236,302	-\$230,899	-4186.75%
195	NORTHBROOK INDEMNITY COMPANY	0.00%	\$4,212	\$5,333	\$0	\$2,777	52.07%
196	VICTORIA FIRE & CASUALTY COMPANY	0.00%	\$4,161	\$4,976	\$26,000	\$1,263	25.38%
197	PACIFIC SPECIALTY INSURANCE COMPANY	0.00%	\$4,149	\$5,204	\$0	\$0	0.00%
198	AMERICAN FAMILY HOME INSURANCE COMPANY	0.00%	\$3,804	\$4,010	\$0	-\$10,095	-251.75%
199	FOREMOST SIGNATURE INSURANCE COMPANY	0.00%	\$3,500	\$3,289	\$0	-\$434	-13.20%
200	NEW HAMPSHIRE INSURANCE COMPANY	0.00%	\$2,593	-\$306	\$0	-\$1	0.33%
201	HANOVER INSURANCE COMPANY THE	0.00%	\$2,262	\$2,359	\$0	\$0	0.00%
202	TRIUMPH CASUALTY COMPANY	0.00%	\$1,869	\$1,426	\$0	\$0	0.00%
203	CITIZENS INSURANCE COMPANY OF AMERICA	0.00%	\$1,598	\$2,909	\$0	\$0	0.00%
204	MASSACHUSETTS BAY INSURANCE COMPANY	0.00%	\$1,552	\$1,953	\$0	\$0	0.00%
205	COMPANION PROPERTY AND CASUALTY INSURANCE C	0.00%	\$459	\$169	\$0	\$0	0.00%
206	TRAVELERS INDEMNITY COMPANY	0.00%	\$334	\$803	\$19,792	-\$2,627	-327.15%
207	NATIONWIDE MUTUAL INSURANCE COMPANY	0.00%	\$280	\$280	\$66,000	-\$88,930	-31760.71%
208	ALLMERICA FINANCIAL BENEFIT INSURANCE COMPANY	0.00%	\$160	\$160	\$0	\$0	0.00%
209	AMERICAN AUTOMOBILE INSURANCE COMPANY	0.00%	\$30	\$30	\$443,400	-\$64,736	-215786.67%
210	ONEBEACON INSURANCE COMPANY	0.00%	\$12	\$89	-\$1,074	\$2,490	2797.75%
211	LIBERTY MUTUAL INSURANCE COMPANY	0.00%	\$5	\$99	\$109	-\$493	-497.98%
212	ZURICH AMERICAN INSURANCE COMPANY	0.00%	\$3	\$1	\$17,530	-\$27,136	-2713600.00%
213	ACE AMERICAN INSURANCE COMPANY	0.00%	\$0	\$0	\$0	-\$164	N/A
214	AGCS MARINE INSURANCE COMPANY	0.00%	\$0	\$0	\$0	-\$72,307	N/A
215	ALLIANCE INSURANCE COMPANY INC	0.00%	\$0	-\$25	\$0	\$0	0.00%
216	AMERICAN ECONOMY INSURANCE COMPANY	0.00%	\$0	\$0	\$5,000	-\$24,514	N/A
217	AMERICAN MOTORISTS INSURANCE COMPANY	0.00%	\$0	\$0	\$0	-\$19,059	N/A
218	AMERICAN STATES PREFERRED INSURANCE COMPANY	0.00%	\$0	\$0	\$10,000	-\$66,294	N/A
219	AMEX ASSURANCE COMPANY	0.00%	\$0	\$0	\$3,000	-\$23,611	N/A
220	ARCH INSURANCE COMPANY	0.00%	\$0	\$0	-\$3,253	-\$3,253	N/A
221	ARGONAUT INSURANCE COMPANY	0.00%	\$0	\$0	\$0	-\$2,852	N/A
222	ARWOOD INDEMNITY COMPANY	0.00%	\$0	\$0	\$0	-\$75	N/A
223	ASSOCIATED INDEMNITY CORPORATION	0.00%	\$0	\$0	\$80,900	-\$1	N/A
224	ASSURANCE COMPANY OF AMERICA	0.00%	\$0	\$0	\$0	-\$520	N/A
225	CALIFORNIA CASUALTY INDEMNITY EXCHANGE	0.00%	\$0	\$0	\$144,827	\$36,484	N/A
226	CALIFORNIA CASUALTY INSURANCE COMPANY	0.00%	\$0	\$0	\$0	\$18	N/A
227	CHARTER OAK FIRE INSURANCE CO THE	0.00%	\$0	\$0	\$0	\$1,797	N/A
228	CONTINENTAL INSURANCE COMPANY THE	0.00%	\$0	\$0	\$133,202	\$22,803	N/A
229	ECONOMY PREFERRED INSURANCE COMPANY	0.00%	\$0	\$0	\$0	\$2,888	N/A
230	FEDERATED MUTUAL INSURANCE COMPANY	0.00%	\$0	\$0	\$99,999	\$7,371	N/A
231	FEDERATED SERVICE INSURANCE COMPANY	0.00%	\$0	\$0	\$7,750	-\$6,397	N/A
232	FIDELITY & GUARANTY INSURANCE UNDERWRITERS	0.00%	\$0	\$0	\$0	-\$1,454	N/A
233	FIDELITY AND GUARANTY INSURANCE COMPANY	0.00%	\$0	\$0	\$0	-\$2	N/A
234	FIRST NATIONAL INSURANCE COMPANY OF AMERICA	0.00%	\$0	\$0	\$0	\$71,779	N/A
235	FOUNDERS INSURANCE COMPANY	0.00%	\$0	\$0	-\$200	-\$200	N/A
236	GENERAL INSURANCE COMPANY OF AMERICA	0.00%	\$0	\$0	\$0	\$10,184	N/A
237	GREAT AMERICAN ALLIANCE INSURANCE COMPANY	0.00%	\$0	\$0	\$0	-\$159	N/A

2009 PROPERTY/CASUALTY INSURANCE
TOTALS BY LINE OF BUSINESS - PRIVATE PASSENGER (Auto Liability Bodily Injury)

OBS	COMPANY NAME	MARKET SHARE	DIRECT PREMIUMS WRITTEN	DIRECT PREMIUMS EARNED	DIRECT LOSSES PAID	DIRECT LOSSES INCURRED	LOSS RATIO
238	GREAT AMERICAN ASSURANCE COMPANY	0.00%	\$0	\$558	\$0	-\$3,659	-655.73%
239	GREAT AMERICAN CONTEMPORARY INSURANCE COMP	0.00%	\$0	\$0	\$0	\$2	N/A
240	GREAT AMERICAN INSURANCE COMPANY	0.00%	\$0	\$10	\$0	-\$1,036	-10360.00%
241	GREAT AMERICAN INSURANCE COMPANY OF NEW YOR	0.00%	\$0	\$0	\$0	-\$171	N/A
242	GREAT AMERICAN SECURITY INSURANCE COMPANY	0.00%	\$0	\$0	\$0	-\$156	N/A
243	GREAT AMERICAN SPIRIT INSURANCE COMPANY	0.00%	\$0	\$0	\$0	-\$94	N/A
244	HERITAGE CASUALTY INSURANCE COMPANY	0.00%	\$0	\$0	\$80,125	-\$10,931	N/A
245	HISCOX INSURANCE COMPANY INC	0.00%	\$0	\$0	\$0	-\$6,000	N/A
246	INFINITY CASUALTY INSURANCE COMPANY	0.00%	\$0	\$0	\$1	-\$12,462	N/A
247	NATIONAL INSURANCE ASSOCIATION	0.00%	\$0	\$0	\$50,740	\$31,108	N/A
248	NATIONWIDE MUTUAL FIRE INSURANCE COMPANY	0.00%	\$0	\$0	\$0	\$715	N/A
249	NATIONWIDE PROPERTY & CASUALTY INSURANCE CON	0.00%	\$0	\$0	\$33,000	\$23,728	N/A
250	NAU COUNTRY INSURANCE COMPANY	0.00%	\$0	\$0	\$0	-\$10	N/A
251	NORTHERN INSURANCE COMPANY OF NEW YORK	0.00%	\$0	\$0	\$0	-\$760	N/A
252	PACIFIC EMPLOYERS INSURANCE COMPANY	0.00%	\$0	\$0	\$0	\$10	N/A
253	PLAZA INSURANCE COMPANY	0.00%	\$0	\$0	\$6,038	\$7,326	N/A
254	REGENT INSURANCE COMPANY	0.00%	\$0	\$0	\$0	-\$439	N/A
255	SAFE AUTO INSURANCE COMPANY	0.00%	\$0	\$0	\$14,389	\$16,990	N/A
256	SAFECO NATIONAL INSURANCE COMPANY	0.00%	\$0	\$0	\$34,926	-\$66,759	N/A
257	TRAVELERS PROPERTY CASUALTY COMPANY OF AMEF	0.00%	\$0	\$0	\$39,215	\$71,214	N/A
258	TRINITY UNIVERSAL INSURANCE COMPANY	0.00%	\$0	\$0	\$24,489	-\$29,174	N/A
259	UNITED STATES FIDELITY & GUARANTY COMPANY	0.00%	\$0	\$0	\$0	\$3,116	N/A
260	UNIVERSAL UNDERWRITERS INS CO	0.00%	\$0	\$0	\$0	-\$206	N/A
261	WARNER INSURANCE COMPANY	0.00%	\$0	\$0		\$108	N/A
262	FIDELITY AND DEPOSIT COMPANY MARYLAND	0.00%	-\$2	-\$2	-\$1	-\$2	100.00%
263	GENERAL CASUALTY COMPANY OF WISCONSIN	0.00%	-\$2	-\$2	\$6,110	-\$46,890	2344500.00%
264	MARYLAND CASUALTY COMPANY	0.00%	-\$2	-\$2	-\$1	-\$37	1850.00%
265	AMERICAN CASUALTY COMPANY OF READING PENNSYI	0.00%	-\$3	-\$3	\$0	\$0	0.00%
266	ECONOMY FIRE & CASUALTY COMPANY	0.00%	-\$43	-\$10	\$0	-\$1,925	19250.00%
267	MOTORS INSURANCE CORPORATION	0.00%	-\$51	-\$46	\$0	-\$22	47.83%
268	GATEWAY INSURANCE COMPANY	0.00%	-\$242	-\$190	\$151,631	-\$106,182	55885.26%
269	INFINITY STANDARD INSURANCE COMPANY	0.00%	-\$274	-\$36	\$46,672	\$32,063	-89063.89%
270	PEERLESS INSURANCE COMPANY	0.00%	-\$377	-\$200	\$585	\$2,292	-1146.00%
271	EMPLOYERS FIRE INSURANCE COMPANY	0.00%	-\$549	-\$550	\$0	\$355	-64.55%
272	PENNSYLVANIA GENERAL INSURANCE COMPANY	0.00%	-\$939	-\$939	\$194,698	\$89,719	-9554.74%
273	ILLINOIS NATIONAL INSURANCE COMPANY	0.00%	-\$942	\$7,024	\$197,937	\$36,472	519.25%
274	ST PAUL GUARDIAN INSURANCE COMPANY	0.00%	-\$24,104	-\$18,689	-\$11,180	-\$13,627	72.91%
275	ST PAUL MERCURY INSURANCE COMPANY	-0.01%	-\$61,616	-\$54,367	-\$35,188	-\$43,063	79.21%
TOTAL		100.00%	\$721,381,361	\$714,805,595	\$451,704,251	\$466,129,688	65.21%

**MISSOURI PRIVATE PASSENGER AUTO INSURANCE
(Auto Liability Bodily Injury)**



**2009 PROPERTY/CASUALTY INSURANCE
TOTALS BY LINE OF BUSINESS - PRIVATE PASSENGER (Auto Liability Property Damage)**

OBS	COMPANY NAME	MARKET SHARE	DIRECT PREMIUMS WRITTEN	DIRECT PREMIUMS EARNED	DIRECT LOSSES PAID	DIRECT LOSSES INCURRED	LOSS RATIO
1	STATE FARM MUTUAL AUTOMOBILE INSURANCE COMPA	20.84%	\$122,209,307	\$124,074,317	\$76,886,999	\$76,962,138	62.03%
2	AMERICAN FAMILY MUTUAL INSURANCE COMPANY	15.50%	\$90,897,228	\$90,379,609	\$54,789,029	\$52,345,566	57.92%
3	FARMERS INSURANCE COMPANY INC	4.27%	\$25,018,314	\$25,540,950	\$13,637,896	\$13,624,955	53.35%
4	SHELTER MUTUAL INSURANCE COMPANY	4.15%	\$24,313,116	\$24,156,535	\$17,811,692	\$20,271,229	83.92%
5	PROGRESSIVE PREFERRED INSURANCE COMPANY	3.94%	\$23,127,707	\$22,249,963	\$13,531,882	\$13,695,250	61.55%
6	AUTOMOBILE CLUB INTER-INSURANCE EXCHANGE	3.48%	\$20,417,473	\$19,611,405	\$13,819,479	\$14,013,683	71.46%
7	SAFECO INSURANCE COMPANY OF ILLINOIS	3.28%	\$19,225,567	\$20,154,882	\$11,829,450	\$11,488,842	57.00%
8	GEICO GENERAL INS CO	2.23%	\$13,095,615	\$12,769,807	\$8,380,173	\$8,611,750	67.44%
9	AMERICAN STANDARD INSURANCE COMPANY OF WISCOI	2.19%	\$12,842,530	\$13,207,531	\$8,095,361	\$7,627,553	57.75%
10	PROGRESSIVE DIRECT INSURANCE COMPANY	2.13%	\$12,474,383	\$11,667,836	\$7,942,981	\$8,227,049	70.51%
11	STATE FARM FIRE AND CASUALTY COMPANY	1.97%	\$11,541,251	\$11,764,699	\$6,866,751	\$6,874,071	58.43%
12	SAFE AUTO INSURANCE COMPANY	1.96%	\$11,469,611	\$10,072,699	\$4,338,234	\$7,662,676	76.07%
13	TRAVELERS HOME AND MARINE INSURANCE COMPANY 1	1.68%	\$9,856,324	\$9,228,678	\$5,343,533	\$5,511,407	59.72%
14	GEICO INDEMNITY COMPANY	1.68%	\$9,849,127	\$9,614,164	\$5,407,069	\$5,788,565	60.21%
15	ALLIED PROPERTY & CASUALTY INSURANCE COMPANY	1.57%	\$9,201,071	\$8,592,116	\$5,154,350	\$5,297,905	61.66%
16	FARM BUREAU TOWN & COUNTRY INS CO OF MO	1.51%	\$8,853,274	\$8,759,238	\$6,738,170	\$9,846,702	112.42%
17	ALLSTATE FIRE AND CASUALTY INSURANCE COMPANY	1.32%	\$7,744,414	\$7,556,991	\$4,070,229	\$4,159,295	55.04%
18	UNITED SERVICES AUTOMOBILE ASSOCIATION	1.17%	\$6,831,598	\$6,756,795	\$5,459,427	\$5,418,691	80.20%
19	LIBERTY MUTUAL FIRE INSURANCE COMPANY	1.14%	\$6,697,779	\$6,313,389	\$3,821,288	\$4,063,363	64.36%
20	ALLSTATE PROPERTY & CASUALTY INSURANCE COMPAI	1.08%	\$6,340,448	\$6,763,407	\$3,814,614	\$3,839,377	56.77%
21	MID CENTURY INSURANCE COMPANY	1.05%	\$6,129,827	\$6,535,401	\$3,742,569	\$2,866,097	43.85%
22	ALLSTATE INSURANCE COMPANY	1.04%	\$6,077,769	\$6,290,120	\$3,932,127	\$3,888,174	61.81%
23	USAA CASUALTY INSURANCE COMPANY	0.89%	\$5,189,459	\$5,074,843	\$3,203,512	\$3,336,037	65.74%
24	NATIONWIDE AFFINITY INSURANCE COMPANY OF AMERIK	0.79%	\$4,624,634	\$4,478,610	\$3,099,981	\$3,002,448	67.04%
25	GOVERNMENT EMPLOYEES INSURANCE CO	0.76%	\$4,467,342	\$4,358,310	\$3,035,487	\$3,144,068	72.14%
26	PROGRESSIVE NORTHWESTERN INSURANCE COMPANY	0.73%	\$4,269,517	\$3,844,268	\$2,110,637	\$2,110,251	54.89%
27	VIKING INSURANCE COMPANY OF WISCONSIN	0.72%	\$4,202,109	\$3,745,767	\$2,053,385	\$2,402,435	64.14%
28	MIDWESTERN INDEMNITY COMPANY THE	0.67%	\$3,900,027	\$4,299,785	\$2,801,469	\$3,330,216	77.45%
29	BRISTOL WEST INSURANCE COMPANY	0.66%	\$3,843,811	\$3,363,876	\$1,692,275	\$1,922,803	57.16%
30	CAMERON MUTUAL INSURANCE COMPANY	0.57%	\$3,366,224	\$3,471,200	\$2,536,953	\$2,363,256	68.08%
31	DAIRYLAND INSURANCE COMPANY	0.57%	\$3,345,861	\$3,615,442	\$2,490,226	\$2,072,974	57.34%
32	CORNERSTONE NATIONAL INSURANCE COMPANY	0.54%	\$3,176,998	\$3,190,896	\$2,125,019	\$1,935,973	60.67%
33	AMERICAN NATIONAL PROPERTY & CASUALTY COMPAN'	0.54%	\$3,164,553	\$3,234,222	\$2,245,101	\$2,279,628	70.48%
34	COLUMBIA MUTUAL INSURANCE COMPANY	0.52%	\$3,066,665	\$3,022,021	\$1,847,573	\$1,791,645	59.29%
35	PROGRESSIVE MAX INSURANCE COMPANY	0.48%	\$2,814,878	\$2,957,218	\$2,013,767	\$1,901,274	64.29%
36	TWIN CITY FIRE INSURANCE COMPANY	0.47%	\$2,758,008	\$2,463,875	\$1,771,705	\$2,058,557	83.55%
37	ESURANCE INSURANCE COMPANY	0.44%	\$2,600,393	\$2,620,092	\$1,710,914	\$1,562,074	59.62%
38	AUTO CLUB FAMILY INSURANCE COMPANY	0.43%	\$2,536,783	\$3,238,357	\$2,235,598	\$2,134,269	65.91%
39	HARTFORD UNDERWRITERS INSURANCE COMPANY	0.42%	\$2,450,480	\$2,587,994	\$1,404,833	\$1,425,715	55.09%
40	HARTFORD INSURANCE COMPANY OF MIDWEST THE	0.42%	\$2,445,711	\$2,463,730	\$1,440,745	\$1,836,897	74.56%
41	AFFIRMATIVE INSURANCE COMPANY	0.40%	\$2,321,360	\$2,407,427	\$1,934,066	\$1,688,902	70.15%
42	ALLSTATE INDEMNITY COMPANY	0.36%	\$2,086,896	\$2,052,709	\$1,118,285	\$1,219,294	59.40%
43	NATIONWIDE INSURANCE COMPANY OF AMERICA	0.33%	\$1,958,757	\$1,872,679	\$1,310,341	\$1,349,360	72.06%
44	COUNTRY PREFERRED INSURANCE COMPANY	0.31%	\$1,793,875	\$1,752,167	\$1,012,650	\$997,469	56.93%
45	MERIDIAN SECURITY INSURANCE COMPANY	0.29%	\$1,700,055	\$1,339,019	\$615,549	\$746,463	55.75%
46	MENDOTA INSURANCE COMPANY	0.29%	\$1,693,803	\$1,619,482	\$1,131,711	\$1,041,269	64.30%
47	PROPERTY & CASUALTY INSURANCE COMPANY OF HART	0.29%	\$1,691,100	\$1,823,423	\$1,137,503	\$1,372,344	75.26%
48	DIRECT GENERAL INSURANCE COMPANY	0.26%	\$1,537,305	\$1,361,100	\$1,172,274	\$1,339,870	98.44%
49	TRADERS INSURANCE COMPANY	0.25%	\$1,460,489	\$1,421,600	\$924,996	\$1,123,016	79.00%
50	21ST CENTURY NORTH AMERICA INSURANCE COMPANY	0.20%	\$1,175,606	\$868,217	\$300,045	\$471,112	54.26%
51	ELECTRIC INSURANCE COMPANY	0.20%	\$1,149,984	\$895,177	\$673,691	\$750,433	83.83%
52	OWNERS INSURANCE COMPANY	0.19%	\$1,138,638	\$1,022,085	\$757,323	\$767,724	75.11%
53	AUTO OWNERS INSURANCE COMPANY	0.19%	\$1,135,020	\$1,109,117	\$807,983	\$791,124	71.33%
54	COUNTRY MUTUAL INSURANCE COMPANY	0.19%	\$1,126,263	\$1,117,690	\$744,120	\$718,702	64.30%
55	21ST CENTURY CENTENNIAL INSURANCE COMPANY	0.19%	\$1,116,336	\$995,571	\$792,003	\$975,297	97.96%
56	YOUNG AMERICA INSURANCE COMPANY	0.18%	\$1,081,211	\$1,096,580	\$867,268	\$767,726	70.01%
57	FINANCIAL INDEMNITY COMPANY	0.17%	\$976,732	\$1,240,796	\$1,086,777	\$806,828	65.03%
58	FIRST ACCEPTANCE INSURANCE COMPANY INC	0.17%	\$975,540	\$996,502	\$618,591	\$438,806	44.03%
59	CAMERON NATIONAL INSURANCE COMPANY	0.17%	\$967,884	\$887,105	\$781,161	\$779,148	87.83%
60	METROPOLITAN GROUP PROPERTY & CASUALTY INSUR	0.16%	\$946,944	\$979,400	\$555,146	\$479,655	48.97%

**2009 PROPERTY/CASUALTY INSURANCE
TOTALS BY LINE OF BUSINESS - PRIVATE PASSENGER (Auto Liability Property Damage)**

OBS	COMPANY NAME	MARKET SHARE	DIRECT PREMIUMS WRITTEN	DIRECT PREMIUMS EARNED	DIRECT LOSSES PAID	DIRECT LOSSES INCURRED	LOSS RATIO
61	ALFA VISION INSURANCE CORPORATION	0.16%	\$915,418	\$967,599	\$592,859	\$625,203	64.61%
62	SENTRY INSURANCE A MUTUAL COMPANY	0.15%	\$866,439	\$708,624	\$318,906	\$394,057	55.61%
63	SHELTER GENERAL INSURANCE COMPANY	0.15%	\$860,616	\$855,535	\$635,547	\$463,375	54.16%
64	ACUITY A MUTUAL INSURANCE COMPANY	0.15%	\$858,495	\$800,432	\$517,893	\$527,805	65.94%
65	HALLMARK INSURANCE COMPANY	0.14%	\$811,196	\$675,188	\$440,128	\$454,473	67.31%
66	HAULERS INSURANCE COMPANY INC	0.14%	\$807,790	\$785,162	\$1,344,910	\$766,583	97.63%
67	VICTORIA AUTOMOBILE INSURANCE COMPANY	0.14%	\$796,580	\$917,880	\$644,767	\$563,405	61.38%
68	METROPOLITAN PROPERTY & CASUALTY INSURANCE CC	0.13%	\$770,511	\$794,520	\$513,337	\$587,297	73.92%
69	INSUREMAX INSURANCE COMPANY	0.13%	\$739,858	\$587,040	\$302,929	\$392,692	66.89%
70	NATIONAL GENERAL INSURANCE COMPANY	0.12%	\$718,242	\$746,497	\$700,385	\$124,520	16.68%
71	PROGRESSIVE CLASSIC INSURANCE COMPANY	0.12%	\$715,197	\$1,169,706	\$816,568	\$684,931	58.56%
72	GRINNELL MUTUAL REINSURANCE COMPANY	0.11%	\$666,445	\$688,020	\$333,019	\$326,881	47.51%
73	ALFA SPECIALTY INSURANCE CORPORATION	0.11%	\$647,498	\$420,227	\$131,668	\$163,490	38.91%
74	CONSUMERS INSURANCE USA INC	0.10%	\$613,677	\$608,634	\$583,208	\$402,772	66.18%
75	GMAC INSURANCE COMPANY ONLINE INC	0.10%	\$590,840	\$567,287	\$537,064	\$280,389	49.43%
76	GARRISON PROPERTY AND CASUALTY INSURANCE COM	0.10%	\$588,885	\$517,899	\$479,318	\$505,078	97.52%
77	UNITRIN PREFERRED INSURANCE COMPANY	0.10%	\$585,111	\$582,316	\$441,535	\$693,282	119.06%
78	STATE AUTO PROPERTY & CASUALTY INSURANCE COMF	0.10%	\$573,961	\$600,946	\$400,244	\$385,130	64.09%
79	DIRECT NATIONAL INSURANCE COMPANY	0.09%	\$526,428	\$571,615	\$735,658	\$476,884	83.43%
80	GUIDEONE AMERICA INSURANCE COMPANY	0.09%	\$524,824	\$508,468	\$292,761	\$297,102	58.43%
81	GRINNELL SELECT INSURANCE COMPANY	0.09%	\$512,160	\$474,141	\$287,659	\$309,042	65.18%
82	WORKMENS AUTO INSURANCE COMPANY	0.09%	\$502,364	\$443,776	\$204,672	\$224,523	50.59%
83	CALIFORNIA CASUALTY GENERAL INSURANCE COMPAN)	0.08%	\$457,328	\$451,067	\$286,629	\$373,011	82.70%
84	EQUITY INSURANCE COMPANY	0.07%	\$434,901	\$276,640	\$87,183	\$260,130	94.03%
85	MILLERS FIRST INSURANCE COMANY	0.07%	\$434,486	\$433,222	\$416,962	\$403,422	93.12%
86	IDS PROPERTY CASUALTY INSURANCE COMPANY	0.07%	\$424,426	\$415,394	\$434,780	\$452,600	108.96%
87	TRAVELERS PROPERTY CASUALTY INSURANCE COMPAN	0.07%	\$419,340	\$383,034	\$263,810	\$279,717	73.03%
88	SAGAMORE INSURANCE COMPANY	0.07%	\$419,121	\$352,582	\$170,260	\$165,777	47.02%
89	AMICA MUTUAL INSURANCE COMPANY	0.07%	\$415,336	\$378,103	\$326,027	\$340,422	90.03%
90	SECURA SUPREME INSURANCE COMPANY	0.07%	\$409,616	\$454,624	\$243,929	\$241,458	53.11%
91	MILLERS CLASSIFIED INSURANCE COMPANY	0.07%	\$401,606	\$403,214	\$329,335	\$336,499	83.45%
92	21ST CENTURY NATIONAL INSURANCE COMPANY	0.07%	\$401,421	\$434,251	\$351,936	\$354,836	81.71%
93	HORACE MANN PROPERTY & CASUALTY INSURANCE CO	0.07%	\$392,048	\$372,080	\$201,179	\$200,883	53.99%
94	UNITRIN DIRECT PROPERTY & CASUALTY COMPANY	0.07%	\$382,910	\$443,747	\$454,034	\$274,804	61.93%
95	FIRST LIBERTY INSURANCE CORP THE	0.06%	\$375,725	\$338,808	\$145,432	\$159,853	47.18%
96	OMNI INDEMNITY COMPANY	0.06%	\$371,625	\$334,303	\$240,446	\$308,756	92.36%
97	AMERICAN NATIONAL GENERAL INSURANCE COMPANY	0.06%	\$371,427	\$356,137	\$221,909	\$211,838	59.48%
98	FIDELITY NATIONAL INSURANCE COMPANY	0.06%	\$363,638	\$340,532	\$256,876	\$235,183	69.06%
99	PERMANENT GENERAL ASSURANCE CORPORATION	0.06%	\$344,552	\$251,001	\$84,593	\$87,788	34.98%
100	AMERICAN SERVICE INSURANCE COMPANY	0.06%	\$336,402	\$268,187	\$323,429	\$412,326	153.75%
101	GEICO CASUALTY COMPANY	0.05%	\$304,874	\$339,261	\$241,020	\$224,505	66.17%
102	CINCINNATI INSURANCE COMPANY THE	0.05%	\$298,267	\$267,775	\$232,045	\$238,776	89.17%
103	PRIDE NATIONAL INSURANCE COMPANY	0.05%	\$288,315	\$147,187	\$67,864	\$158,042	107.37%
104	ENCOMPASS INDEMNITY COMPANY	0.05%	\$280,568	\$375,292	\$326,070	\$264,362	70.44%
105	FOREMOST INSURANCE COMPANY	0.05%	\$271,432	\$263,063	\$109,450	\$113,012	42.96%
106	INFINITY AUTO INSURANCE COMPANY	0.05%	\$266,935	\$357,309	\$204,611	\$141,640	39.64%
107	21ST CENTURY PREMIER INSURANCE COMPANY	0.05%	\$265,182	\$329,008	\$250,964	\$240,729	73.17%
108	GUIDEONE ELITE INSURANCE COMPANY	0.04%	\$257,474	\$266,245	\$320,626	\$310,818	116.74%
109	RESPONSE WORLDWIDE INSURANCE COMPANY	0.04%	\$255,545	\$268,847	\$259,028	\$295,217	109.81%
110	TRAVELERS PERSONAL INSURANCE COMPANY	0.04%	\$255,284	\$417,200	\$286,364	\$238,841	57.25%
111	MIDDLESEX INSURANCE COMPANY	0.04%	\$227,625	\$343,023	\$277,382	\$209,357	61.03%
112	PROGRESSIVE CASUALTY INSURANCE COMPANY	0.04%	\$224,077	\$369,164	\$236,465	\$204,260	55.33%
113	CHARTER INDEMNITY COMPANY	0.04%	\$215,072	\$195,673	\$141,886	\$152,795	78.09%
114	STATE AUTO NATIONAL INSURANCE COMPANY	0.04%	\$211,884	\$193,099	\$112,720	\$106,038	54.91%
115	METROPOLITAN DIRECT PROPERTY AND CASUALTY INSI	0.03%	\$203,378	\$217,511	\$167,818	\$121,279	55.76%
116	INSURANCE COMPANY OF THE STATE OF PENNSYLVANI/	0.03%	\$197,999	\$449,508	\$372,477	\$241,747	53.78%
117	ALPHA PROPERTY & CASUALTY INSURANCE CO	0.03%	\$190,479	\$231,172	\$139,537	\$120,134	51.97%
118	GREAT NORTHERN INSURANCE COMPANY	0.03%	\$186,698	\$208,206	\$74,154	\$40,186	19.30%
119	INFINITY ASSURANCE INSURANCE COMPANY	0.03%	\$169,691	\$206,636	\$121,289	\$112,067	54.23%

2009 PROPERTY/CASUALTY INSURANCE
TOTALS BY LINE OF BUSINESS - PRIVATE PASSENGER (Auto Liability Property Damage)

OBS	COMPANY NAME	MARKET SHARE	DIRECT PREMIUMS WRITTEN	DIRECT PREMIUMS EARNED	DIRECT LOSSES PAID	DIRECT LOSSES INCURRED	LOSS RATIO
120	TRUMBULL INSURANCE COMPANY	0.03%	\$168,054	\$47,979	\$6,201	-\$306,587	-639.00%
121	AMERICAN HALLMARK INSURANCE COMPANY OF TEXAS	0.03%	\$164,800	\$159,000	\$129,998	\$125,189	78.74%
122	PROGRESSIVE SPECIALTY INSURANCE COMPANY	0.03%	\$160,462	\$263,117	\$181,041	\$148,301	56.36%
123	KEMPER INDEPENDENCE INSURANCE COMPANY	0.03%	\$159,730	\$172,575	\$142,094	\$16,322	9.46%
124	INFINITY INDEMNITY INSURANCE COMPANY	0.03%	\$155,334	\$167,847	\$112,323	\$110,120	65.61%
125	VIGILANT INSURANCE COMPANY	0.03%	\$148,944	\$167,214	\$77,963	\$56,741	33.93%
126	COUNTRY CASUALTY INSURANCE COMPANY	0.02%	\$142,096	\$144,152	\$52,750	\$41,490	28.78%
127	UNITED FIRE AND CASUALTY COMPANY	0.02%	\$139,976	\$122,415	\$93,181	\$90,006	73.53%
128	FARMERS ALLIANCE MUTUAL INSURANCE COMPANY	0.02%	\$138,521	\$134,249	\$84,194	\$90,944	67.74%
129	RESPONSE INSURANCE COMPANY	0.02%	\$132,677	\$127,619	\$129,363	\$157,956	123.77%
130	WEST AMERICAN INSURANCE COMPANY	0.02%	\$130,575	\$136,007	\$95,264	\$102,413	75.30%
131	ECONOMY PREMIER ASSURANCE COMPANY	0.02%	\$127,873	\$139,251	\$151,988	\$145,490	104.48%
132	CHUBB NATIONAL INSURANCE COMPANY	0.02%	\$124,103	\$111,161	\$44,654	\$60,757	54.66%
133	TEACHERS INSURANCE COMPANY	0.02%	\$121,879	\$123,282	\$69,273	\$59,517	48.28%
134	FEDERAL INSURANCE COMPANY	0.02%	\$121,125	\$131,366	\$53,914	\$47,350	36.04%
135	NEW SOUTH INSURANCE COMPANY	0.02%	\$119,033	\$142,334	\$99,853	\$3,125	2.20%
136	AMERICAN HOME ASSURANCE COMPANY	0.02%	\$118,466	\$245,847	\$198,593	\$106,826	43.45%
137	GUIDEONE MUTUAL INSURANCE COMPANY	0.02%	\$105,204	\$111,941	\$90,534	\$13,058	11.67%
138	1ST AUTO & CASUALTY INSURANCE COMPANY	0.02%	\$104,863	\$82,245	\$5,885	\$18,482	22.47%
139	NATIONAL GENERAL ASSURANCE COMPANY	0.02%	\$101,958	\$108,104	\$94,487	\$11,283	10.44%
140	21ST CENTURY INSURANCE COMPANY	0.02%	\$101,019	\$122,407	\$125,628	\$95,072	77.67%
141	HARTFORD FIRE INSURANCE COMPANY	0.02%	\$97,960	\$117,904	\$80,219	\$57,817	49.04%
142	NATIONAL UNION FIRE INSURANCE COMPANY OF PITTSB	0.02%	\$95,409	\$193,448	\$491,736	\$527,524	272.70%
143	PHARMACISTS MUTUAL INSURANCE COMPANY	0.02%	\$90,755	\$87,390	\$31,714	\$38,568	44.13%
144	SENTINEL INSURANCE COMPANY LTD	0.01%	\$86,526	\$68,921	\$37,724	\$62,291	90.38%
145	FARMERS UNION COOPERATIVE INSURANCE COMPANY	0.01%	\$86,252	\$84,391	\$31,476	\$32,546	38.57%
146	TRAVCO INSURANCE COMPANY	0.01%	\$85,643	\$119,679	\$84,458	\$78,803	65.85%
147	TRAVELERS COMMERCIAL INSURANCE COMPANY	0.01%	\$84,966	\$139,522	\$82,396	\$74,018	53.05%
148	PACIFIC INDEMNITY COMPANY	0.01%	\$78,631	\$86,695	\$52,576	\$56,185	64.81%
149	AMERICAN SAFETY CASUALTY INSURANCE COMPANY	0.01%	\$77,858	\$14,025	\$0	\$0	0.00%
150	MIC GENERAL INSURANCE CORPORATION	0.01%	\$71,747	\$82,907	\$49,890	\$5,588	6.74%
151	MERITPLAN INSURANCE COMPANY	0.01%	\$65,530	\$76,568	\$119,495	\$14,645	19.13%
152	AIU INSURANCE COMPANY	0.01%	\$64,476	\$154,169	\$83,586	\$8,097	5.25%
153	HARTFORD ACCIDENT & INDEMNITY CO	0.01%	\$61,712	\$64,884	\$33,424	-\$6,384	-9.84%
154	ST PAUL MERCURY INSURANCE COMPANY	0.01%	\$61,616	\$54,367	\$35,188	\$42,938	78.98%
155	ENCOMPASS INSURANCE COMPANY OF AMERICA	0.01%	\$60,521	\$83,990	\$87,669	\$58,561	69.72%
156	PHOENIX INSURANCE COMPANY THE	0.01%	\$60,460	\$80,223	\$27,442	\$19,422	24.21%
157	CHARTIS CASUALTY COMPANY	0.01%	\$58,395	\$180,396	\$249,150	-\$111,005	-61.53%
158	OMNI INSURANCE COMPANY	0.01%	\$54,915	\$69,035	\$69,426	\$73,041	105.80%
159	FIREMANS FUND INSURANCE COMPANY	0.01%	\$54,483	\$60,130	\$351,505	\$301,013	500.60%
160	METROPOLITAN CASUALTY INSURANCE COMPANY	0.01%	\$54,329	\$56,288	\$36,650	\$28,015	49.77%
161	LIBERTY INSURANCE CORPORATION	0.01%	\$49,427	\$54,971	\$23,754	\$23,642	43.01%
162	ARMED FORCES INSURANCE EXCHANGE	0.01%	\$49,018	\$40,241	\$39,097	\$96,534	239.89%
163	MERASTAR INSURANCE COMPANY	0.01%	\$43,179	\$44,366	\$24,988	\$28,748	64.80%
164	AUTOMOBILE INS CO OF HARTFORD CT	0.01%	\$38,269	\$51,470	\$47,510	\$43,570	84.65%
165	EMCASCO INSURANCE COMPANY	0.01%	\$38,004	\$22,617	\$22,333	\$23,843	105.42%
166	WESTERN AGRICULTURAL INSURANCE COMPANY	0.01%	\$33,379	\$46,873	\$22,098	\$8,963	19.12%
167	METROPOLITAN GENERAL INSURANCE COMPANY	0.01%	\$30,688	\$31,815	\$10,082	\$3,165	9.95%
168	ROCKFORD MUTUAL INSURANCE COMPANY	0.01%	\$29,739	\$23,411	\$15,000	\$15,001	64.08%
169	SECURA INSURANCE A MUTUAL COMPANY	0.00%	\$29,290	\$29,967	\$35,790	\$31,442	104.92%
170	HORACE MANN INSURANCE COMPANY	0.00%	\$26,860	\$22,643	\$14,211	\$9,012	39.80%
171	AMERICAN FIRE & CASUALTY COMPANY	0.00%	\$26,363	\$27,763	\$17,514	\$21,206	76.38%
172	AMCO INSURANCE COMPANY	0.00%	\$26,120	\$23,799	\$26,304	-\$20,803	-87.41%
173	ESSENTIA INSURANCE COMPANY	0.00%	\$24,736	\$22,282	\$23,490	\$27,161	121.90%
174	ST PAUL GUARDIAN INSURANCE COMPANY	0.00%	\$24,104	\$18,689	\$11,180	\$8,411	45.01%
175	DEERBROOK INSURANCE COMPANY	0.00%	\$22,919	\$31,344	\$20,640	\$21,850	69.71%
176	BALBOA INSURANCE COMPANY	0.00%	\$18,386	\$149,437	\$142,246	\$339,837	227.41%
177	PHILADELPHIA INDEMNITY INSURANCE COMPANY	0.00%	\$13,455	\$12,869	\$15,463	\$15,515	120.56%
178	CHARTIS PROPERTY CASUALTY COMPANY	0.00%	\$11,154	\$5,597	-\$18,984	-\$3,017	-53.90%

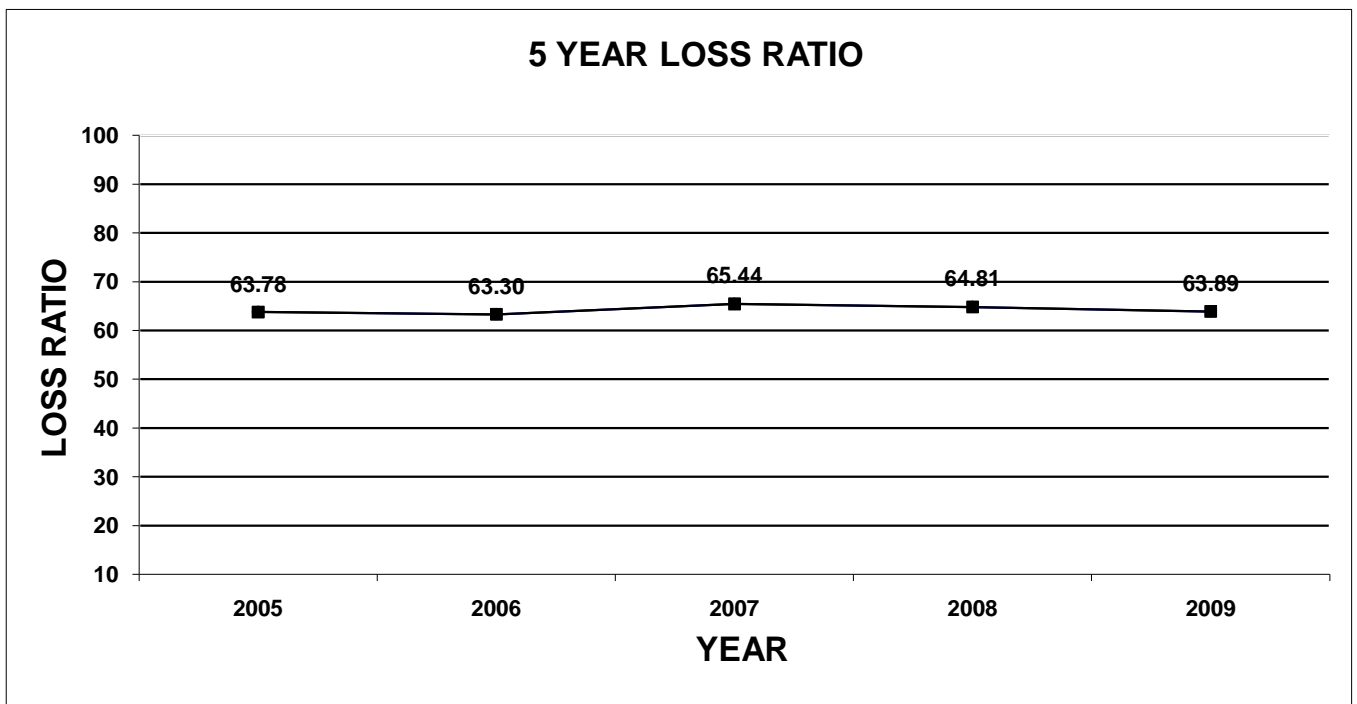
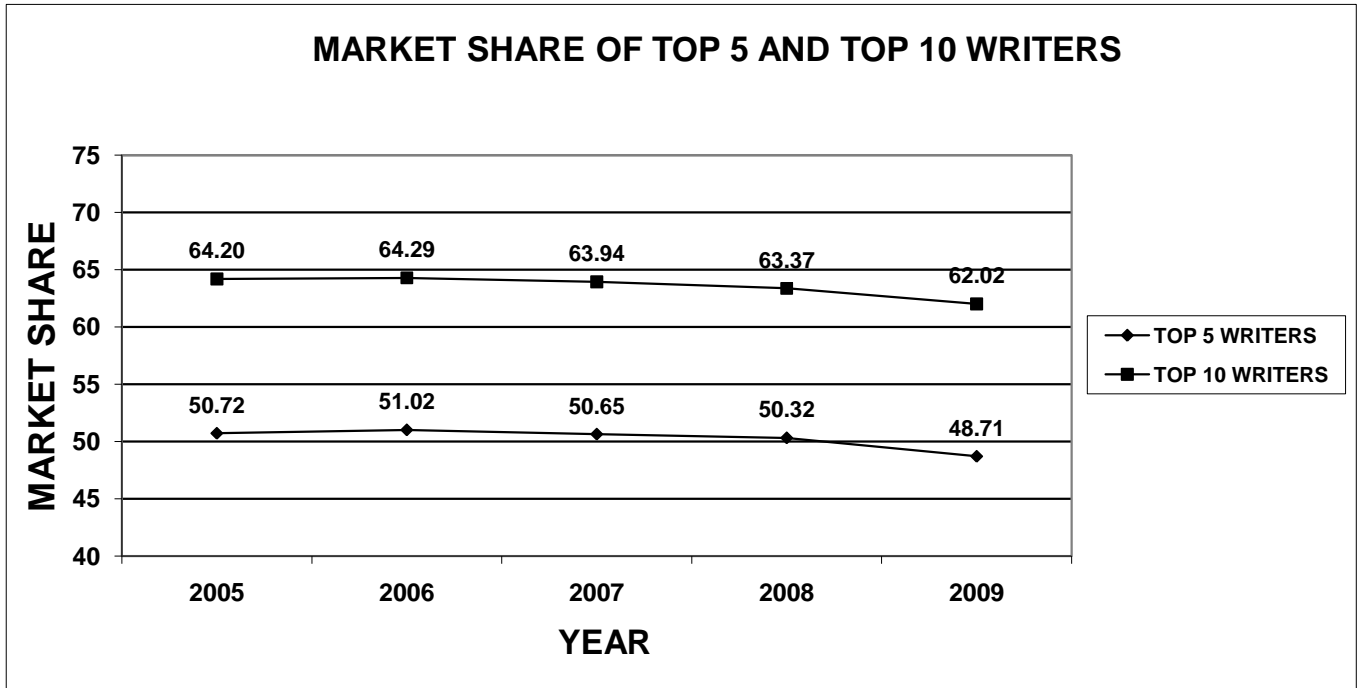
2009 PROPERTY/CASUALTY INSURANCE
TOTALS BY LINE OF BUSINESS - PRIVATE PASSENGER (Auto Liability Property Damage)

OBS	COMPANY NAME	MARKET SHARE	DIRECT PREMIUMS WRITTEN	DIRECT PREMIUMS EARNED	DIRECT LOSSES PAID	DIRECT LOSSES INCURRED	LOSS RATIO
179	TRAVELERS INDEMNITY COMPANY OF AMERICA	0.00%	\$10,980	\$18,209	\$4,800	\$3,745	20.57%
180	INTEGON NATIONAL INSURANCE COMPANY	0.00%	\$10,707	\$12,671	\$2,413	\$847	6.68%
181	GUIDEONE SPECIALTY MUTUAL INSURANCE COMPANY	0.00%	\$10,280	\$10,287	\$9,717	\$9,672	94.02%
182	MARKEL AMERICAN INSURANCE COMPANY	0.00%	\$9,017	\$10,233	\$8,880	-\$841	-8.22%
183	INTEGON INDEMNITY CORPORATION	0.00%	\$8,527	\$9,902	\$4,778	\$5,001	50.50%
184	NATIONAL INTERSTATE INSURANCE COMPANY	0.00%	\$8,167	\$9,061	\$3,853	\$104	1.15%
185	STANDARD FIRE INSURANCE COMPANY	0.00%	\$8,141	\$10,560	\$2,375	\$1,344	12.73%
186	AMERICAN MODERN SELECT INSURANCE COMPANY	0.00%	\$7,069	\$7,872	\$4,584	-\$5,096	-64.74%
187	HARTFORD CASUALTY INSURANCE CO	0.00%	\$6,923	\$2,615	\$4,225	\$789	30.17%
188	AMERICAN RELIABLE INSURANCE COMPANY	0.00%	\$6,756	\$7,210	\$0	\$16,248	225.35%
189	INTEGON GENERAL INSURANCE CORPORATION	0.00%	\$6,274	\$6,940	\$1,925	\$802	11.56%
190	OHIO CASUALTY INSURANCE COMPANY	0.00%	\$5,835	\$6,600	\$22,438	\$20,731	314.11%
191	INFINITY INSURANCE COMPANY	0.00%	\$4,686	\$6,409	\$9,751	\$9,373	146.25%
192	NATIONAL SURETY CORPORATION	0.00%	\$4,544	\$3,135	\$35,038	\$32,961	1051.39%
193	AMERICAN MODERN HOME INSURANCE CO	0.00%	\$4,543	\$4,364	\$0	\$0	0.00%
194	NORTHBROOK INDEMNITY COMPANY	0.00%	\$4,005	\$5,253	\$3,228	\$5,482	104.36%
195	21ST CENTURY ADVANTAGE INSURANCE COMPANY	0.00%	\$3,817	\$9,096	\$12,101	\$88,319	970.97%
196	SAFECO INSURANCE COMPANY OF AMERICA	0.00%	\$3,320	\$3,647	\$532	-\$520	-14.26%
197	EMPLOYERS MUTUAL CASUALTY COMPANY	0.00%	\$3,009	\$2,454	\$6,457	\$6,468	263.57%
198	AMERICAN FAMILY HOME INSURANCE COMPANY	0.00%	\$2,820	\$2,628	\$0	\$0	0.00%
199	VICTORIA FIRE & CASUALTY COMPANY	0.00%	\$2,420	\$2,894	\$2,430	\$3,632	125.50%
200	BANKERS STANDARD INSURANCE COMPANY	0.00%	\$2,380	\$500	\$0	\$9	1.80%
201	DEPOSITORS INSURANCE COMPANY	0.00%	\$1,562	\$1,531	\$20,415	-\$6,522	-426.00%
202	FOREMOST SIGNATURE INSURANCE COMPANY	0.00%	\$1,562	\$1,475	\$0	-\$97	-6.58%
203	CITIZENS INSURANCE COMPANY OF AMERICA	0.00%	\$1,110	\$1,702	\$0	\$0	0.00%
204	HANOVER INSURANCE COMPANY THE	0.00%	\$1,087	\$1,172	\$744	\$745	63.57%
205	TRIUMPH CASUALTY COMPANY	0.00%	\$999	\$785	\$4,496	\$4,882	621.91%
206	MASSACHUSETTS BAY INSURANCE COMPANY	0.00%	\$921	\$1,240	\$0	\$0	0.00%
207	PACIFIC SPECIALTY INSURANCE COMPANY	0.00%	\$769	\$1,010	\$0	\$0	0.00%
208	NATIONWIDE MUTUAL INSURANCE COMPANY	0.00%	\$142	\$142	\$870	-\$449	-316.20%
209	COMPANION PROPERTY AND CASUALTY INSURANCE CO	0.00%	\$135	\$50	\$0	\$0	0.00%
210	ALLMERICA FINANCIAL BENEFIT INSURANCE COMPANY	0.00%	\$78	\$78	\$0	\$0	0.00%
211	WESTERN GENERAL INSURANCE COMPANY INC	0.00%	\$75	\$75	\$0	\$0	0.00%
212	ONEBEACON INSURANCE COMPANY	0.00%	\$9	\$57	\$26	\$18	31.58%
213	LIBERTY MUTUAL INSURANCE COMPANY	0.00%	\$5	\$64	\$48	\$17	26.56%
214	ZURICH AMERICAN INSURANCE COMPANY	0.00%	\$2	\$1	-\$3,591	-\$3,591	-359100.00%
215	ACE AMERICAN INSURANCE COMPANY	0.00%	\$0	\$0	\$0	-\$36	N/A
216	AGCS MARINE INSURANCE COMPANY	0.00%	\$0	\$0	\$0	-\$55,588	N/A
217	AMERICAN AUTOMOBILE INSURANCE COMPANY	0.00%	\$0	\$0	\$0	-\$7,933	N/A
218	AMERICAN MOTORISTS INSURANCE COMPANY	0.00%	\$0	\$0	\$0	\$0	N/A
219	AMTRUST INSURANCE COMPANY OF KANSAS INC	0.00%	\$0	\$0	\$0	-\$2,803	N/A
220	ARGONAUT INSURANCE COMPANY	0.00%	\$0	\$0	\$0	-\$2,517	N/A
221	ARROWOOD INDEMNITY COMPANY	0.00%	\$0	\$0	\$0	-\$1	N/A
222	BEAZLEY INSURANCE COMPANY INC	0.00%	\$0	\$0	-\$300	-\$13,592	N/A
223	CALIFORNIA CASUALTY INDEMNITY EXCHANGE	0.00%	\$0	\$0	\$113,323	\$25,259	N/A
224	CALIFORNIA CASUALTY INSURANCE COMPANY	0.00%	\$0	\$0	\$0	\$12	N/A
225	CHARTER OAK FIRE INSURANCE CO THE	0.00%	\$0	\$0	\$0	\$80	N/A
226	CONTINENTAL INSURANCE COMPANY THE	0.00%	\$0	\$0	\$5,445	\$5,445	N/A
227	EMPIRE FIRE AND MARINE INSURANCE CO	0.00%	\$0	\$0	\$0	-\$397	N/A
228	EMPLOYERS FIRE INSURANCE COMPANY	0.00%	\$0	\$0	\$0	-\$10	N/A
229	FEDERATED MUTUAL INSURANCE COMPANY	0.00%	\$0	\$0	-\$1	\$132	N/A
230	FIDELITY & GUARANTY INSURANCE UNDERWRITERS	0.00%	\$0	\$0	\$0	\$47	N/A
231	FOREMOST PROPERTY AND CASUALTY INSURANCE CON	0.00%	\$0	\$0	\$0	-\$5	N/A
232	GATEWAY INSURANCE COMPANY	0.00%	\$0	\$0	\$4,671	-\$11,024	N/A
233	GENERAL CASUALTY COMPANY OF WISCONSIN	0.00%	\$0	\$0	\$247	\$23,355	N/A
234	GREAT AMERICAN ALLIANCE INSURANCE COMPANY	0.00%	\$0	\$0	\$0	-\$65	N/A
235	GREAT AMERICAN ASSURANCE COMPANY	0.00%	\$0	\$128	\$0	-\$1,183	-924.22%
236	GREAT AMERICAN CONTEMPORARY INSURANCE COMPA	0.00%	\$0	\$0	\$0	-\$6	N/A
237	GREAT AMERICAN INSURANCE COMPANY	0.00%	\$0	\$3	\$0	-\$324	-10800.00%

2009 PROPERTY/CASUALTY INSURANCE
TOTALS BY LINE OF BUSINESS - PRIVATE PASSENGER (Auto Liability Property Damage)

OBS	COMPANY NAME	MARKET SHARE	DIRECT PREMIUMS WRITTEN	DIRECT PREMIUMS EARNED	DIRECT LOSSES PAID	DIRECT LOSSES INCURRED	LOSS RATIO
238	GREAT AMERICAN INSURANCE COMPANY OF NEW YORK	0.00%	\$0	\$0	\$0	-\$3	N/A
239	GREAT AMERICAN SECURITY INSURANCE COMPANY	0.00%	\$0	\$0	\$0	-\$22	N/A
240	GREAT AMERICAN SPIRIT INSURANCE COMPANY	0.00%	\$0	\$0	\$0	-\$10	N/A
241	INFINITY CASUALTY INSURANCE COMPANY	0.00%	\$0	\$0	\$0	-\$4,457	N/A
242	INFINITY STANDARD INSURANCE COMPANY	0.00%	\$0	\$0	\$647	\$665	N/A
243	LM GENERAL INSURANCE COMPANY	0.00%	\$0	\$0	\$0	\$0	N/A
244	NATIONAL FIRE INSURANCE COMPANY OF HARTFORD	0.00%	\$0	\$0	\$0	\$1	N/A
245	NATIONWIDE MUTUAL FIRE INSURANCE COMPANY	0.00%	\$0	\$0	\$0	-\$22	N/A
246	NATIONWIDE PROPERTY & CASUALTY INSURANCE COMF	0.00%	\$0	\$0	\$0	-\$13	N/A
247	NORTH RIVER INSURANCE COMPANY THE	0.00%	\$0	\$0	\$0	-\$521	N/A
248	PACIFIC EMPLOYERS INSURANCE COMPANY	0.00%	\$0	\$0	\$0	\$1	N/A
249	PLAZA INSURANCE COMPANY	0.00%	\$0	\$0	\$0	-\$71,902	N/A
250	SECURITY NATIONAL INSURANCE COMPANY	0.00%	\$0	\$0	\$92,000	\$46,833	N/A
251	TIG INSURANCE COMPANY	0.00%	\$0	\$0	\$0	-\$2,267	N/A
252	TRAVELERS INDEMNITY COMPANY	0.00%	\$0	\$0	\$1,817	\$1,954	N/A
253	TRAVELERS PROPERTY CASUALTY COMPANY OF AMERI	0.00%	\$0	\$0	\$3,208	\$3,301	N/A
254	UNITED STATES FIDELITY & GUARANTY COMPANY	0.00%	\$0	\$0	\$0	-\$3,664	N/A
255	UNITED STATES FIRE INSURANCE COMPANY	0.00%	\$0	\$0	\$0	-\$513	N/A
256	UNIVERSAL UNDERWRITERS INS CO	0.00%	\$0	\$0	\$0	-\$55	N/A
257	WARNER INSURANCE COMPANY	0.00%	\$0	\$0	\$0	\$225	N/A
258	AMERICAN CASUALTY COMPANY OF READING PENNSYL)	0.00%	-\$2	-\$2	-\$2	-\$3	150.00%
259	FIDELITY AND DEPOSIT COMPANY MARYLAND	0.00%	-\$2	-\$2	-\$1	-\$1	50.00%
260	MARYLAND CASUALTY COMPANY	0.00%	-\$2	-\$2	-\$1	-\$1	50.00%
261	MOTORS INSURANCE CORPORATION	0.00%	-\$8	-\$3	-\$3	-\$33	1100.00%
262	TOKIO MARINE & NICHIDO FIRE INSURANCE CO LTD	0.00%	-\$402	\$1,149	\$0	-\$3,934	-342.38%
263	ILLINOIS NATIONAL INSURANCE COMPANY	0.00%	-\$783	\$6,457	\$8,949	\$8,049	124.66%
TOTAL		100.00%	\$586,305,649	\$583,737,349	\$368,569,673	\$372,977,567	63.89%

**MISSOURI PRIVATE PASSENGER AUTO INSURANCE
(Auto Liability Property Damage)**



**2009 PROPERTY/CASUALTY INSURANCE
TOTALS BY LINE OF BUSINESS - PRIVATE PASSENGER (Auto Medical Payments)**

OBS	COMPANY NAME	MARKET SHARE	DIRECT PREMIUMS WRITTEN	DIRECT PREMIUMS EARNED	DIRECT LOSSES PAID	DIRECT LOSSES INCURRED	LOSS RATIO
1	STATE FARM MUTUAL AUTOMOBILE INSURANCE COMPAN	27.76%	\$24,745,555	\$25,067,800	\$15,639,512	\$16,590,988	66.18%
2	AMERICAN FAMILY MUTUAL INSURANCE COMPANY	15.23%	\$13,574,375	\$13,640,852	\$9,244,923	\$8,874,353	65.06%
3	SHELTER MUTUAL INSURANCE COMPANY	7.63%	\$6,799,099	\$6,827,315	\$4,133,831	\$4,704,653	68.91%
4	FARMERS INSURANCE COMPANY INC	5.58%	\$4,972,519	\$5,059,048	\$2,724,603	\$4,174,593	82.52%
5	SAFECO INSURANCE COMPANY OF ILLINOIS	3.48%	\$3,102,742	\$3,295,726	\$1,670,533	\$1,622,433	49.23%
6	PROGRESSIVE PREFERRED INSURANCE COMPANY	3.20%	\$2,856,833	\$2,786,578	\$1,212,151	\$1,255,491	45.05%
7	FARM BUREAU TOWN & COUNTRY INS CO OF MO	2.36%	\$2,105,096	\$2,085,352	\$1,244,021	\$1,217,574	58.39%
8	AUTOMOBILE CLUB INTER-INSURANCE EXCHANGE	2.22%	\$1,977,536	\$1,941,119	\$1,205,518	\$1,242,464	64.01%
9	AMERICAN STANDARD INSURANCE COMPANY OF WISCON	2.06%	\$1,838,962	\$1,867,337	\$1,250,400	\$1,078,659	57.76%
10	PROGRESSIVE DIRECT INSURANCE COMPANY	1.85%	\$1,647,042	\$1,602,983	\$898,774	\$915,548	57.12%
11	STATE FARM FIRE AND CASUALTY COMPANY	1.63%	\$1,452,629	\$1,483,216	\$1,138,934	\$1,183,213	79.77%
12	PROGRESSIVE NORTHWESTERN INSURANCE COMPANY	1.33%	\$1,183,096	\$1,106,073	\$429,714	\$434,527	39.29%
13	GEICO GENERAL INS CO	1.32%	\$1,178,326	\$1,163,895	\$1,013,897	\$1,003,656	86.23%
14	TRAVELERS HOME AND MARINE INSURANCE COMPANY T	1.15%	\$1,021,075	\$958,327	\$560,156	\$597,044	62.30%
15	ALLSTATE INSURANCE COMPANY	1.00%	\$894,351	\$927,898	\$570,601	\$472,279	50.90%
16	LIBERTY MUTUAL FIRE INSURANCE COMPANY	1.00%	\$887,856	\$854,688	\$405,761	\$479,253	56.07%
17	ALLSTATE PROPERTY & CASUALTY INSURANCE COMPAN	0.98%	\$872,924	\$975,245	\$681,678	\$672,942	69.00%
18	ALLSTATE FIRE AND CASUALTY INSURANCE COMPANY	0.98%	\$870,000	\$868,408	\$498,774	\$469,175	54.03%
19	PROGRESSIVE MAX INSURANCE COMPANY	0.88%	\$782,466	\$794,112	\$514,355	\$524,837	66.09%
20	UNITED SERVICES AUTOMOBILE ASSOCIATION	0.84%	\$752,183	\$719,550	\$841,551	\$732,820	101.84%
21	TWIN CITY FIRE INSURANCE COMPANY	0.84%	\$751,887	\$653,409	\$561,429	\$700,535	107.21%
22	MID CENTURY INSURANCE COMPANY	0.77%	\$683,071	\$717,169	\$399,346	\$1,248,834	174.13%
23	COLUMBIA MUTUAL INSURANCE COMPANY	0.72%	\$638,480	\$637,116	\$275,302	\$285,474	44.81%
24	AMERICAN NATIONAL PROPERTY & CASUALTY COMPANY	0.68%	\$603,332	\$609,839	\$319,424	\$352,252	57.76%
25	CAMERON MUTUAL INSURANCE COMPANY	0.66%	\$589,831	\$588,181	\$474,579	\$537,698	91.42%
26	HARTFORD UNDERWRITERS INSURANCE COMPANY	0.65%	\$583,850	\$615,696	\$442,644	\$446,150	72.46%
27	GOVERNMENT EMPLOYEES INSURANCE CO	0.64%	\$567,105	\$559,368	\$320,436	\$355,735	63.60%
28	MIDWESTERN INDEMNITY COMPANY THE	0.61%	\$544,957	\$602,620	\$365,620	\$434,627	72.12%
29	CORNERSTONE NATIONAL INSURANCE COMPANY	0.58%	\$516,140	\$522,919	\$304,779	\$314,425	60.13%
30	USAA CASUALTY INSURANCE COMPANY	0.49%	\$436,918	\$420,080	\$712,805	\$608,112	144.76%
31	PROPERTY & CASUALTY INSURANCE COMPANY OF HART	0.48%	\$424,303	\$452,771	\$384,366	\$415,325	91.73%
32	HARTFORD INSURANCE COMPANY OF MIDWEST THE	0.47%	\$416,408	\$319,350	\$332,405	\$448,312	140.38%
33	DAIRYLAND INSURANCE COMPANY	0.43%	\$385,077	\$411,208	\$169,069	\$135,838	33.03%
34	GEICO INDEMNITY COMPANY	0.38%	\$335,513	\$328,538	\$193,277	\$188,996	57.53%
35	ESURANCE INSURANCE COMPANY	0.35%	\$314,745	\$338,944	\$268,326	\$212,470	62.69%
36	COUNTRY PREFERRED INSURANCE COMPANY	0.35%	\$314,294	\$301,129	\$206,653	\$173,923	57.76%
37	MERIDIAN SECURITY INSURANCE COMPANY	0.35%	\$307,735	\$242,382	\$79,941	\$156,024	64.37%
38	BRISTOL WEST INSURANCE COMPANY	0.34%	\$305,911	\$260,291	\$126,242	\$140,277	53.89%
39	CAMERON NATIONAL INSURANCE COMPANY	0.29%	\$258,203	\$229,838	\$162,864	\$155,189	67.52%
40	21ST CENTURY NORTH AMERICA INSURANCE COMPANY	0.29%	\$255,043	\$189,301	\$65,878	\$123,961	65.48%
41	FOREMOST INSURANCE COMPANY	0.28%	\$247,315	\$238,769	\$0	-\$3,643	-1.53%
42	VIKING INSURANCE COMPANY OF WISCONSIN	0.22%	\$192,448	\$148,581	\$39,599	\$84,253	56.71%
43	OWNERS INSURANCE COMPANY	0.21%	\$184,859	\$166,679	\$152,784	\$152,332	91.39%
44	IDS PROPERTY CASUALTY INSURANCE COMPANY	0.21%	\$183,561	\$180,077	\$91,676	\$83,401	46.31%
45	HAULERS INSURANCE COMPANY INC	0.20%	\$182,022	\$176,923	\$159,095	\$120,521	68.12%
46	COUNTRY MUTUAL INSURANCE COMPANY	0.20%	\$179,252	\$174,746	\$228,804	\$248,295	142.09%
47	GUIDEONE AMERICA INSURANCE COMPANY	0.20%	\$177,742	\$175,435	\$113,300	\$111,225	63.40%
48	AUTO OWNERS INSURANCE COMPANY	0.20%	\$174,784	\$172,697	\$166,217	\$119,423	69.15%
49	21ST CENTURY CENTENNIAL INSURANCE COMPANY	0.18%	\$161,934	\$152,442	\$125,662	\$101,394	66.51%
50	ACUITY A MUTUAL INSURANCE COMPANY	0.18%	\$161,685	\$153,209	\$59,250	\$61,554	40.18%
51	AUTO CLUB FAMILY INSURANCE COMPANY	0.17%	\$152,073	\$188,841	\$129,387	\$111,602	59.10%
52	MENDOTA INSURANCE COMPANY	0.16%	\$146,331	\$145,352	\$61,097	\$68,315	47.00%
53	SENTRY INSURANCE A MUTUAL COMPANY	0.15%	\$135,895	\$118,639	\$29,088	\$28,879	24.34%
54	METROPOLITAN GROUP PROPERTY & CASUALTY INSURA	0.15%	\$132,142	\$136,308	\$77,262	\$66,756	48.97%
55	NATIONAL GENERAL INSURANCE COMPANY	0.15%	\$131,533	\$137,277	\$128,720	\$64,007	46.63%
56	SHELTER GENERAL INSURANCE COMPANY	0.14%	\$126,539	\$127,504	\$100,398	\$73,200	57.41%
57	CONSUMERS INSURANCE USA INC	0.14%	\$124,763	\$125,795	\$118,569	\$81,885	65.09%
58	METROPOLITAN PROPERTY & CASUALTY INSURANCE CO	0.14%	\$124,131	\$127,736	\$82,529	\$98,551	77.15%
59	CALIFORNIA CASUALTY GENERAL INSURANCE COMPANY	0.13%	\$118,397	\$116,842	\$61,071	\$100,870	86.33%
60	GRINNELL MUTUAL REINSURANCE COMPANY	0.13%	\$118,339	\$122,091	\$54,008	\$46,404	38.01%

**2009 PROPERTY/CASUALTY INSURANCE
TOTALS BY LINE OF BUSINESS - PRIVATE PASSENGER (Auto Medical Payments)**

OBS	COMPANY NAME	MARKET SHARE	DIRECT PREMIUMS WRITTEN	DIRECT PREMIUMS EARNED	DIRECT LOSSES PAID	DIRECT LOSSES INCURRED	LOSS RATIO
61	GMAC INSURANCE COMPANY ONLINE INC	0.12%	\$110,526	\$104,946	\$92,238	\$52,031	49.58%
62	PROGRESSIVE CLASSIC INSURANCE COMPANY	0.12%	\$107,628	\$173,530	\$59,278	\$50,389	29.04%
63	AMICA MUTUAL INSURANCE COMPANY	0.11%	\$97,367	\$90,776	\$21,897	\$26,490	29.18%
64	STATE AUTO PROPERTY & CASUALTY INSURANCE COMP.	0.10%	\$93,527	\$97,924	\$42,173	\$19,655	20.07%
65	GRINNELL SELECT INSURANCE COMPANY	0.10%	\$91,332	\$84,645	\$67,882	\$75,808	89.56%
66	GUIDEONE ELITE INSURANCE COMPANY	0.10%	\$88,597	\$93,308	\$47,799	\$15,661	16.78%
67	MILLERS FIRST INSURANCE COMANY	0.10%	\$87,159	\$87,037	\$26,165	\$27,326	31.40%
68	MILLERS CLASSIFIED INSURANCE COMPANY	0.09%	\$79,605	\$80,864	\$40,944	\$46,584	57.61%
69	FIREMANS FUND INSURANCE COMPANY	0.08%	\$69,101	\$69,981	\$30,323	-\$21,781	-31.12%
70	HORACE MANN PROPERTY & CASUALTY INSURANCE COM	0.08%	\$68,587	\$65,566	\$32,726	\$48,782	74.40%
71	ALFA VISION INSURANCE CORPORATION	0.08%	\$67,302	\$68,294	\$16,451	\$11,454	16.77%
72	ALLSTATE INDEMNITY COMPANY	0.07%	\$65,605	\$70,023	\$51,910	\$50,131	71.59%
73	AMERICAN NATIONAL GENERAL INSURANCE COMPANY	0.07%	\$64,280	\$58,893	\$19,923	\$10,624	18.04%
74	UNITRIN PREFERRED INSURANCE COMPANY	0.07%	\$59,991	\$59,705	\$86,762	\$136,231	228.17%
75	FIDELITY NATIONAL INSURANCE COMPANY	0.07%	\$59,162	\$60,422	\$27,585	\$30,371	50.26%
76	ENCOMPASS INDEMNITY COMPANY	0.06%	\$55,901	\$74,201	\$113,976	\$85,479	115.20%
77	SECURA SUPREME INSURANCE COMPANY	0.06%	\$54,929	\$60,609	\$40,403	\$55,079	90.88%
78	UNITRIN DIRECT PROPERTY & CASUALTY COMPANY	0.06%	\$52,429	\$60,759	\$41,447	\$25,086	41.29%
79	AFFIRMATIVE INSURANCE COMPANY	0.06%	\$50,973	\$50,994	\$27,967	\$19,951	39.12%
80	ECONOMY PREMIER ASSURANCE COMPANY	0.06%	\$49,441	\$53,030	\$57,881	\$58,324	109.98%
81	TRUMBULL INSURANCE COMPANY	0.06%	\$49,391	\$0	\$5,000	-\$155,676	N/A
82	CHARTIS PROPERTY CASUALTY COMPANY	0.05%	\$49,017	\$28,001	\$0	-\$59	-0.21%
83	CINCINNATI INSURANCE COMPANY THE	0.05%	\$48,145	\$45,427	\$21,192	\$9,442	20.78%
84	21ST CENTURY NATIONAL INSURANCE COMPANY	0.05%	\$47,474	\$52,390	\$40,178	\$39,790	75.95%
85	TRAVELERS PROPERTY CASUALTY INSURANCE COMPAN	0.05%	\$46,944	\$42,989	\$16,288	\$5,450	12.68%
86	GARRISON PROPERTY AND CASUALTY INSURANCE COMF	0.05%	\$46,581	\$40,092	\$59,904	\$49,133	122.55%
87	FIRST LIBERTY INSURANCE CORP THE	0.05%	\$46,564	\$42,296	\$12,278	\$39,768	94.02%
88	USAA GENERAL INDEMNITY COMPANY	0.05%	\$45,423	\$41,776	\$85,362	\$55,613	133.12%
89	SAGAMORE INSURANCE COMPANY	0.05%	\$43,762	\$35,194	\$4,000	\$9,060	25.74%
90	RESPONSE WORLDWIDE INSURANCE COMPANY	0.05%	\$40,833	\$42,959	\$66,130	\$75,369	175.44%
91	INSURANCE COMPANY OF THE STATE OF PENNSYLVANIA	0.05%	\$40,799	\$92,936	\$102,085	\$36,633	39.42%
92	UNITED FIRE AND CASUALTY COMPANY	0.04%	\$39,162	\$34,466	\$10,533	\$20,431	59.28%
93	ALFA SPECIALTY INSURANCE CORPORATION	0.04%	\$38,899	\$27,733	\$2,000	\$6,500	23.44%
94	FINANCIAL INDEMNITY COMPANY	0.04%	\$37,622	\$47,133	\$26,150	\$15,755	33.43%
95	FIRST ACCEPTANCE INSURANCE COMPANY INC	0.04%	\$37,436	\$42,670	\$26,488	\$8,387	19.66%
96	TRAVELERS PERSONAL INSURANCE COMPANY	0.04%	\$34,986	\$56,609	\$63,659	\$30,631	54.11%
97	GUIDEONE MUTUAL INSURANCE COMPANY	0.04%	\$34,759	\$37,692	\$5,139	\$961	2.55%
98	METROPOLITAN DIRECT PROPERTY AND CASUALTY INSU	0.04%	\$34,414	\$37,080	\$28,609	\$21,085	56.86%
99	21ST CENTURY PREMIER INSURANCE COMPANY	0.04%	\$33,156	\$31,080	\$32,556	\$33,787	108.71%
100	PROGRESSIVE CASUALTY INSURANCE COMPANY	0.04%	\$33,109	\$54,208	\$24,950	\$23,096	42.61%
101	STATE AUTO NATIONAL INSURANCE COMPANY	0.04%	\$32,957	\$30,033	\$10,475	\$17,147	57.09%
102	HALLMARK INSURANCE COMPANY	0.04%	\$31,511	\$25,311	\$7,141	\$12,367	48.86%
103	MIDDLESEX INSURANCE COMPANY	0.03%	\$29,320	\$44,627	\$30,470	\$15,654	35.08%
104	TEACHERS INSURANCE COMPANY	0.03%	\$29,092	\$25,864	\$8,428	\$15,423	59.63%
105	AMERICAN HOME ASSURANCE COMPANY	0.03%	\$28,069	\$59,359	\$69,143	\$26,640	44.88%
106	TRADERS INSURANCE COMPANY	0.03%	\$27,803	\$25,109	\$3,500	\$2,907	11.58%
107	FARMERS ALLIANCE MUTUAL INSURANCE COMPANY	0.03%	\$27,100	\$25,752	\$19,755	\$18,255	70.89%
108	PROGRESSIVE SPECIALTY INSURANCE COMPANY	0.03%	\$26,605	\$42,774	\$14,936	\$16,529	38.64%
109	WEST AMERICAN INSURANCE COMPANY	0.03%	\$25,815	\$27,758	\$4,701	\$2,804	10.10%
110	21ST CENTURY ADVANTAGE INSURANCE COMPANY	0.03%	\$25,422	\$43,508	\$0	\$10,000	22.98%
111	RESPONSE INSURANCE COMPANY	0.03%	\$23,786	\$22,879	\$11,550	\$14,103	61.64%
112	KEMPER INDEPENDENCE INSURANCE COMPANY	0.03%	\$23,014	\$24,865	\$11,758	\$1,351	5.43%
113	YOUNG AMERICA INSURANCE COMPANY	0.03%	\$22,889	\$23,535	\$14,849	\$9,974	42.38%
114	MIC GENERAL INSURANCE CORPORATION	0.02%	\$21,948	\$24,949	\$12,243	\$912	3.66%
115	NATIONAL GENERAL ASSURANCE COMPANY	0.02%	\$21,774	\$22,912	\$8,476	\$3,684	16.08%
116	WORKMENS AUTO INSURANCE COMPANY	0.02%	\$20,419	\$18,001	\$4,969	-\$2,010	-11.17%
117	OMNI INDEMNITY COMPANY	0.02%	\$20,390	\$18,421	\$12,265	\$13,790	74.86%
118	NATIONAL SURETY CORPORATION	0.02%	\$19,801	\$16,859	\$0	\$2,600	15.42%
119	NATIONAL UNION FIRE INSURANCE COMPANY OF PITTSBI	0.02%	\$18,104	\$38,504	\$101,538	-\$12,452	-32.34%
120	ENCOMPASS INSURANCE COMPANY OF AMERICA	0.02%	\$17,756	\$23,393	\$16,383	\$5,509	23.55%

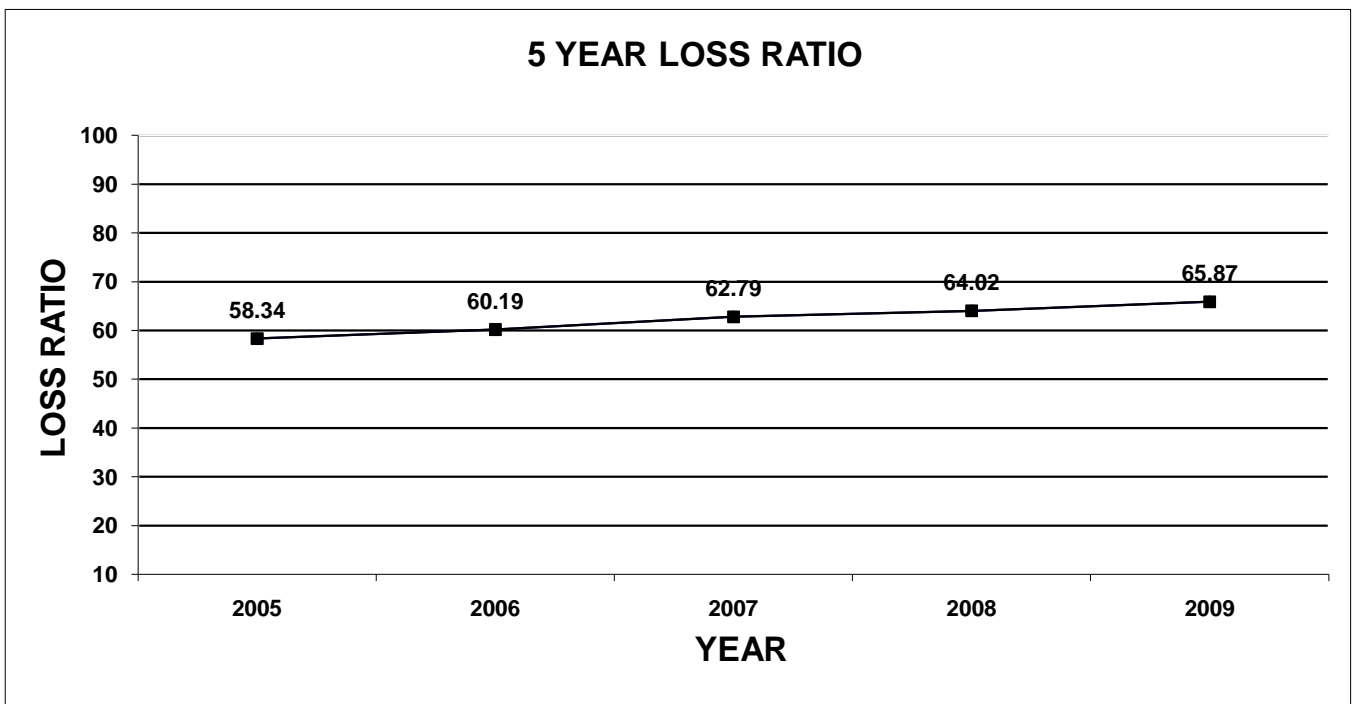
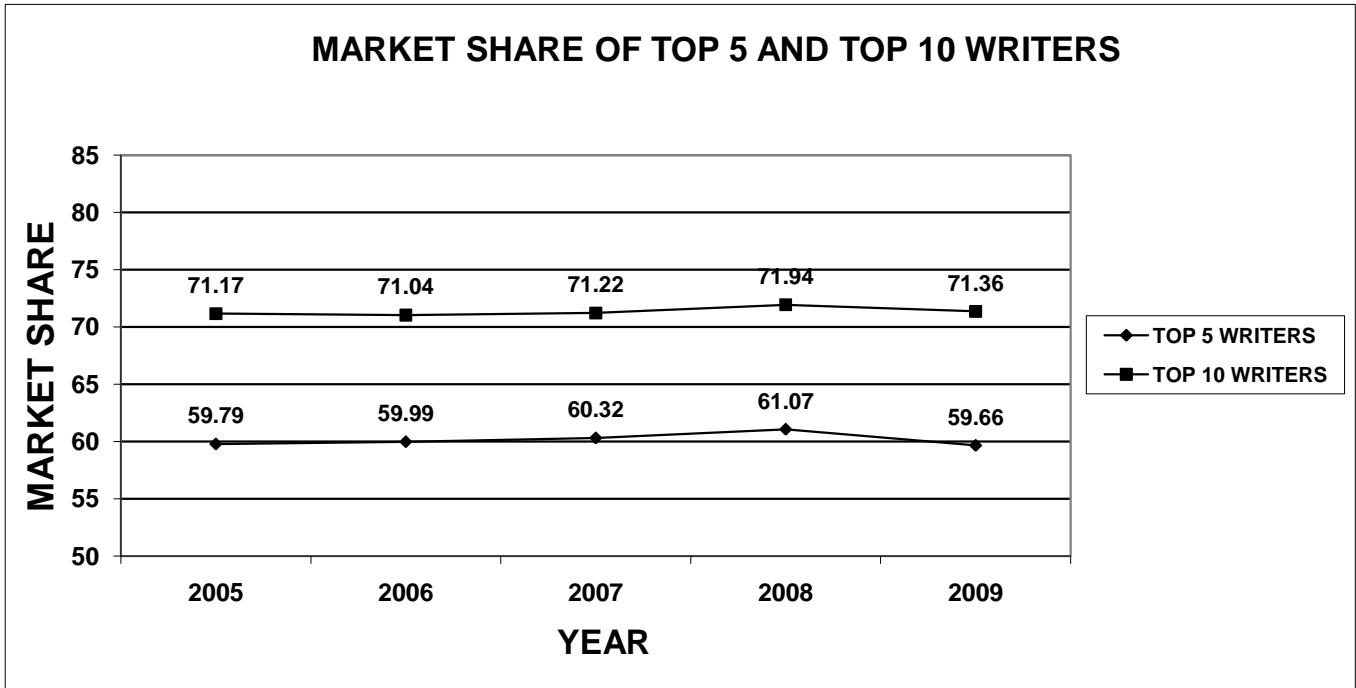
**2009 PROPERTY/CASUALTY INSURANCE
TOTALS BY LINE OF BUSINESS - PRIVATE PASSENGER (Auto Medical Payments)**

OBS	COMPANY NAME	MARKET SHARE	DIRECT PREMIUMS WRITTEN	DIRECT PREMIUMS EARNED	DIRECT LOSSES PAID	DIRECT LOSSES INCURRED	LOSS RATIO
121	PHARMACISTS MUTUAL INSURANCE COMPANY	0.02%	\$17,183	\$18,336	\$5,315	\$8,914	48.61%
122	COUNTRY CASUALTY INSURANCE COMPANY	0.02%	\$16,834	\$16,349	\$14,639	\$9,049	55.35%
123	1ST AUTO & CASUALTY INSURANCE COMPANY	0.02%	\$16,643	\$13,671	\$0	\$0	0.00%
124	AMERICAN MODERN SELECT INSURANCE COMPANY	0.02%	\$16,609	\$17,261	\$0	\$1,000	5.79%
125	EQUITY INSURANCE COMPANY	0.02%	\$16,288	\$10,142	\$3,265	\$9,742	96.06%
126	CHARTER INDEMNITY COMPANY	0.02%	\$15,899	\$14,199	\$7,248	\$9,838	69.29%
127	AMERICAN MODERN HOME INSURANCE CO	0.02%	\$15,567	\$14,157	\$0	\$0	0.00%
128	TRAVCO INSURANCE COMPANY	0.02%	\$14,670	\$19,955	\$24,133	\$1,864	9.34%
129	INFINITY AUTO INSURANCE COMPANY	0.02%	\$14,471	\$19,836	\$14,280	\$11,909	60.04%
130	AIU INSURANCE COMPANY	0.02%	\$14,219	\$34,627	\$23,002	\$570	1.65%
131	EMCASCO INSURANCE COMPANY	0.02%	\$13,765	\$9,145	\$824	-\$2,258	-24.69%
132	SENTINEL INSURANCE COMPANY LTD	0.01%	\$13,140	\$16,826	\$845	-\$9,289	-55.21%
133	PRIDE NATIONAL INSURANCE COMPANY	0.01%	\$12,670	\$7,345	\$1,500	\$2,552	34.74%
134	INFINITY ASSURANCE INSURANCE COMPANY	0.01%	\$12,489	\$14,860	\$15,376	\$10,745	72.31%
135	NEW SOUTH INSURANCE COMPANY	0.01%	\$12,089	\$14,864	\$8,489	\$833	5.60%
136	MERASTAR INSURANCE COMPANY	0.01%	\$11,990	\$12,320	\$677	\$778	6.31%
137	GEICO CASUALTY COMPANY	0.01%	\$11,987	\$13,202	\$11,475	\$11,407	86.40%
138	21ST CENTURY INSURANCE COMPANY	0.01%	\$11,418	\$13,976	\$31,111	\$23,531	168.37%
139	TRAVELERS COMMERCIAL INSURANCE COMPANY	0.01%	\$11,118	\$17,211	\$43,937	\$27,202	158.05%
140	METROPOLITAN CASUALTY INSURANCE COMPANY	0.01%	\$11,115	\$11,414	\$7,432	\$5,742	50.31%
141	FARMERS UNION COOPERATIVE INSURANCE COMPANY	0.01%	\$10,908	\$10,673	\$1,921	\$1,986	18.61%
142	HARTFORD ACCIDENT & INDEMNITY CO	0.01%	\$10,794	\$11,352	\$27,161	-\$3,973	-35.00%
143	INSUREMAX INSURANCE COMPANY	0.01%	\$10,595	\$8,019	\$4,138	\$5,364	66.89%
144	ARMED FORCES INSURANCE EXCHANGE	0.01%	\$9,454	\$7,761	\$0	\$0	0.00%
145	HARTFORD FIRE INSURANCE COMPANY	0.01%	\$9,364	\$10,767	\$3,295	\$2,110	19.60%
146	AMERICAN HALLMARK INSURANCE COMPANY OF TEXAS	0.01%	\$8,715	\$9,335	\$6,433	\$6,813	72.98%
147	MARKEL AMERICAN INSURANCE COMPANY	0.01%	\$7,330	\$8,281	\$2,000	-\$680	-8.21%
148	ALPHA PROPERTY & CASUALTY INSURANCE CO	0.01%	\$7,274	\$8,376	\$4,876	\$2,288	27.32%
149	ROCKFORD MUTUAL INSURANCE COMPANY	0.01%	\$6,915	\$5,444	\$0	\$0	0.00%
150	PHOENIX INSURANCE COMPANY THE	0.01%	\$6,616	\$8,616	\$14,375	\$4,384	50.88%
151	AMERICAN BANKERS INSURANCE COMPANY OF FLORIDA	0.01%	\$6,522	\$6,433	\$2,484	\$2,608	40.54%
152	DIRECT GENERAL INSURANCE COMPANY	0.01%	\$5,995	\$7,056	\$0	\$1,500	21.26%
153	AMERICAN FIRE & CASUALTY COMPANY	0.01%	\$5,980	\$6,470	\$0	\$0	0.00%
154	CHARTIS CASUALTY COMPANY	0.01%	\$5,754	\$24,220	\$25,706	-\$8,494	-35.07%
155	INFINITY INDEMNITY INSURANCE COMPANY	0.01%	\$5,589	\$6,058	\$310	\$869	14.34%
156	AUTOMOBILE INS CO OF HARTFORD CT	0.01%	\$5,148	\$6,994	\$3,219	\$2,219	31.73%
157	LIBERTY INSURANCE CORPORATION	0.01%	\$4,780	\$5,469	\$1,827	\$1,827	33.41%
158	HORACE MANN INSURANCE COMPANY	0.00%	\$4,383	\$3,901	\$0	-\$135	-3.46%
159	WESTERN AGRICULTURAL INSURANCE COMPANY	0.00%	\$4,267	\$6,124	\$2,357	\$4,978	81.29%
160	AMERICAN SERVICE INSURANCE COMPANY	0.00%	\$3,906	\$3,114	\$3,000	\$3,825	122.83%
161	OMNI INSURANCE COMPANY	0.00%	\$3,612	\$4,524	\$0	\$0	0.00%
162	GUIDEONE SPECIALTY MUTUAL INSURANCE COMPANY	0.00%	\$3,329	\$3,432	\$4,933	\$4,904	142.89%
163	NATIONAL INTERSTATE INSURANCE COMPANY	0.00%	\$2,973	\$3,347	\$0	\$0	0.00%
164	METROPOLITAN GENERAL INSURANCE COMPANY	0.00%	\$2,643	\$2,640	\$837	\$340	12.88%
165	EMPLOYERS MUTUAL CASUALTY COMPANY	0.00%	\$2,214	\$2,231	\$0	\$0	0.00%
166	INFINITY INSURANCE COMPANY	0.00%	\$2,190	\$3,062	\$0	-\$8	-0.26%
167	SECURA INSURANCE A MUTUAL COMPANY	0.00%	\$2,171	\$2,164	\$2,273	\$34,974	1616.17%
168	DIRECT NATIONAL INSURANCE COMPANY	0.00%	\$2,053	\$2,963	\$0	\$0	0.00%
169	SAFECO INSURANCE COMPANY OF AMERICA	0.00%	\$2,007	\$2,251	\$0	\$0	0.00%
170	DEERBROOK INSURANCE COMPANY	0.00%	\$1,708	\$2,394	\$0	-\$2,458	-102.67%
171	OHIO CASUALTY INSURANCE COMPANY	0.00%	\$1,676	\$1,910	\$0	\$0	0.00%
172	INTEGON NATIONAL INSURANCE COMPANY	0.00%	\$1,455	\$1,596	\$0	\$0	0.00%
173	TRAVELERS INDEMNITY COMPANY OF AMERICA	0.00%	\$1,366	\$2,938	\$60	-\$3,672	-124.98%
174	HARTFORD CASUALTY INSURANCE CO	0.00%	\$1,315	-\$164	\$0	\$0	0.00%
175	STANDARD FIRE INSURANCE COMPANY	0.00%	\$879	\$1,188	\$0	\$0	0.00%
176	PERMANENT GENERAL ASSURANCE CORPORATION	0.00%	\$728	\$589	\$0	\$0	0.00%
177	FOREMOST SIGNATURE INSURANCE COMPANY	0.00%	\$545	\$530	\$0	-\$1	-0.19%
178	PACIFIC SPECIALTY INSURANCE COMPANY	0.00%	\$496	\$790	\$0	\$0	0.00%
179	INTEGON GENERAL INSURANCE CORPORATION	0.00%	\$410	\$584	\$1,828	\$0	0.00%
180	AMERICAN FAMILY HOME INSURANCE COMPANY	0.00%	\$395	\$410	\$0	\$0	0.00%

**2009 PROPERTY/CASUALTY INSURANCE
TOTALS BY LINE OF BUSINESS - PRIVATE PASSENGER (Auto Medical Payments)**

OBS	COMPANY NAME	MARKET SHARE	DIRECT PREMIUMS WRITTEN	DIRECT PREMIUMS EARNED	DIRECT LOSSES PAID	DIRECT LOSSES INCURRED	LOSS RATIO
181	TRIUMPHE CASUALTY COMPANY	0.00%	\$359	\$271	\$0	\$0	0.00%
182	HANOVER INSURANCE COMPANY THE	0.00%	\$331	\$338	\$4,248	\$1,556	460.36%
183	INTEGON INDEMNITY CORPORATION	0.00%	\$294	\$446	\$0	\$0	0.00%
184	NORTHBROOK INDEMNITY COMPANY	0.00%	\$257	\$370	\$0	-\$561	-151.62%
185	MASSACHUSETTS BAY INSURANCE COMPANY	0.00%	\$189	\$254	\$0	\$0	0.00%
186	CITIZENS INSURANCE COMPANY OF AMERICA	0.00%	\$164	\$372	\$0	\$0	0.00%
187	COMPANION PROPERTY AND CASUALTY INSURANCE COM	0.00%	\$82	\$30	\$0	\$0	0.00%
188	ALLMERICA FINANCIAL BENEFIT INSURANCE COMPANY	0.00%	\$37	\$37	\$0	\$0	0.00%
189	AMERICAN AUTOMOBILE INSURANCE COMPANY	0.00%	\$0	\$0	\$0	-\$460	N/A
190	ARGONAUT INSURANCE COMPANY	0.00%	\$0	\$0	\$0	-\$1,426	N/A
191	CALIFORNIA CASUALTY INDEMNITY EXCHANGE	0.00%	\$0	\$0	\$24,145	\$6,831	N/A
192	CALIFORNIA CASUALTY INSURANCE COMPANY	0.00%	\$0	\$0	\$0	\$3	N/A
193	CHARTER OAK FIRE INSURANCE CO THE	0.00%	\$0	\$0	-\$720	-\$720	N/A
194	CHUBB NATIONAL INSURANCE COMPANY	0.00%	\$0	\$0	\$600	\$600	N/A
195	FEDERAL INSURANCE COMPANY	0.00%	\$0	\$0	\$7,869	\$5,234	N/A
196	FEDERATED SERVICE INSURANCE COMPANY	0.00%	\$0	\$0	\$0	-\$750	N/A
197	GENERAL CASUALTY COMPANY OF WISCONSIN	0.00%	\$0	\$0	\$0	\$0	N/A
198	GREAT AMERICAN ASSURANCE COMPANY	0.00%	\$0	\$99	\$0	-\$439	-443.43%
199	GREAT AMERICAN INSURANCE COMPANY	0.00%	\$0	\$1	\$0	-\$171	-17100.00%
200	GREAT AMERICAN INSURANCE COMPANY OF NEW YORK	0.00%	\$0	\$0	\$0	-\$14	N/A
201	GREAT AMERICAN SECURITY INSURANCE COMPANY	0.00%	\$0	\$0	\$0	-\$31	N/A
202	GREAT AMERICAN SPIRIT INSURANCE COMPANY	0.00%	\$0	\$0	\$0	-\$5	N/A
203	GREAT NORTHERN INSURANCE COMPANY	0.00%	\$0	\$0	\$2,965	\$7,613	N/A
204	INFINITY CASUALTY INSURANCE COMPANY	0.00%	\$0	\$0	\$0	\$6	N/A
205	INFINITY STANDARD INSURANCE COMPANY	0.00%	\$0	\$0	\$0	\$11	N/A
206	PACIFIC INDEMNITY COMPANY	0.00%	\$0	\$0	\$1,884	\$1,884	N/A
207	VIGILANT INSURANCE COMPANY	0.00%	\$0	\$0	\$127	-\$6,873	N/A
208	WARNER INSURANCE COMPANY	0.00%	\$0	\$0	\$0	\$31	N/A
209	ILLINOIS NATIONAL INSURANCE COMPANY	0.00%	-\$4	\$94	\$0	\$0	0.00%
TOTAL		100.00%	\$89,155,033	\$89,610,115	\$56,332,098	\$59,021,917	65.87%

**MISSOURI PRIVATE PASSENGER AUTO INSURANCE
(Auto Medical Payments)**



**2009 PROPERTY/CASUALTY INSURANCE
TOTALS BY LINE OF BUSINESS - PRIVATE PASSENGER (Uninsured Motorist)**

OBS	COMPANY NAME	MARKET SHARE	DIRECT PREMIUMS WRITTEN	DIRECT PREMIUMS EARNED	DIRECT LOSSES PAID	DIRECT LOSSES INCURRED	LOSS RATIO
1	STATE FARM MUTUAL AUTOMOBILE INSURANCE COMPA	21.22%	\$22,163,306	\$21,697,171	\$12,939,653	\$14,030,914	64.67%
2	FARMERS INSURANCE COMPANY INC	9.99%	\$10,439,252	\$10,918,759	\$6,067,866	\$4,761,481	43.61%
3	SHELTER MUTUAL INSURANCE COMPANY	4.52%	\$4,720,232	\$4,686,907	\$3,350,102	\$3,812,702	81.35%
4	TRAVELERS HOME AND MARINE INSURANCE COMPANY 1	3.93%	\$4,106,277	\$3,881,730	\$586,991	\$478,498	12.33%
5	AUTOMOBILE CLUB INTER-INSURANCE EXCHANGE	3.73%	\$3,901,035	\$3,763,781	\$1,346,645	\$1,648,629	43.80%
6	SAFECO INSURANCE COMPANY OF ILLINOIS	3.48%	\$3,631,073	\$3,840,560	\$1,954,556	\$1,898,279	49.43%
7	PROGRESSIVE PREFERRED INSURANCE COMPANY	3.40%	\$3,555,250	\$3,437,163	\$1,143,687	\$2,033,370	59.16%
8	GEICO GENERAL INS CO	3.08%	\$3,222,097	\$3,181,773	\$1,582,232	\$1,779,662	55.93%
9	FARM BUREAU TOWN & COUNTRY INS CO OF MO	2.67%	\$2,789,402	\$2,760,696	\$1,122,056	\$1,328,702	48.13%
10	GEICO INDEMNITY COMPANY	2.37%	\$2,478,419	\$2,427,562	\$896,747	\$1,208,924	49.80%
11	PROGRESSIVE NORTHWESTERN INSURANCE COMPANY	2.02%	\$2,107,852	\$2,001,138	\$859,101	\$999,001	49.92%
12	PROGRESSIVE DIRECT INSURANCE COMPANY	1.83%	\$1,911,702	\$1,708,792	\$1,028,565	\$1,730,064	101.24%
13	UNITED SERVICES AUTOMOBILE ASSOCIATION	1.79%	\$1,873,445	\$1,828,606	\$1,144,115	\$2,098,201	114.74%
14	ALLSTATE FIRE AND CASUALTY INSURANCE COMPANY	1.65%	\$1,726,283	\$1,709,965	\$615,841	\$767,162	44.86%
15	ALLSTATE PROPERTY & CASUALTY INSURANCE COMPAI	1.63%	\$1,698,582	\$1,878,915	\$748,854	\$666,366	35.47%
16	STATE FARM FIRE AND CASUALTY COMPANY	1.56%	\$1,633,955	\$1,613,596	\$1,833,055	\$1,862,654	115.43%
17	ALLSTATE INSURANCE COMPANY	1.27%	\$1,330,787	\$1,373,782	\$1,073,493	\$622,727	45.33%
18	MID CENTURY INSURANCE COMPANY	1.26%	\$1,318,971	\$1,459,709	\$2,209,602	\$2,005,543	137.39%
19	GOVERNMENT EMPLOYEES INSURANCE CO	1.26%	\$1,310,935	\$1,300,817	\$476,680	\$323,822	24.89%
20	YOUNG AMERICA INSURANCE COMPANY	1.01%	\$1,053,766	\$1,086,789	\$289,177	\$291,285	26.80%
21	USAA CASUALTY INSURANCE COMPANY	0.98%	\$1,024,327	\$1,020,842	\$408,365	\$337,188	33.03%
22	LIBERTY MUTUAL FIRE INSURANCE COMPANY	0.95%	\$987,820	\$911,792	\$471,462	\$1,632,562	179.05%
23	PROGRESSIVE MAX INSURANCE COMPANY	0.92%	\$961,890	\$907,487	\$721,197	\$838,707	92.42%
24	DAIRYLAND INSURANCE COMPANY	0.88%	\$923,265	\$991,659	\$389,111	\$328,198	33.10%
25	VIKING INSURANCE COMPANY OF WISCONSIN	0.87%	\$907,423	\$802,554	\$333,037	\$254,625	31.73%
26	CAMERON MUTUAL INSURANCE COMPANY	0.87%	\$906,261	\$946,257	\$387,912	\$222,092	23.47%
27	MIDWESTERN INDEMNITY COMPANY THE	0.74%	\$768,915	\$928,031	\$292,830	\$348,099	37.51%
28	CORNERSTONE NATIONAL INSURANCE COMPANY	0.73%	\$758,126	\$768,741	\$465,369	\$455,594	59.26%
29	AMERICAN NATIONAL PROPERTY & CASUALTY COMPAN'	0.69%	\$716,087	\$678,662	\$125,760	\$308,714	45.49%
30	BRISTOL WEST INSURANCE COMPANY	0.67%	\$699,941	\$584,676	\$43,435	\$229,760	39.30%
31	AFFIRMATIVE INSURANCE COMPANY	0.63%	\$661,233	\$687,347	\$673,178	\$473,266	68.85%
32	CAMERON NATIONAL INSURANCE COMPANY	0.59%	\$613,459	\$598,869	\$119,331	\$125,824	21.01%
33	HARTFORD INSURANCE COMPANY OF MIDWEST THE	0.56%	\$587,166	\$559,360	\$33,033	\$401,606	71.80%
34	OWNERS INSURANCE COMPANY	0.54%	\$559,899	\$499,186	\$580,000	\$768,631	153.98%
35	COLUMBIA MUTUAL INSURANCE COMPANY	0.49%	\$514,729	\$509,786	\$177,959	\$175,857	34.50%
36	DIRECT GENERAL INSURANCE COMPANY	0.47%	\$491,846	\$436,170	\$185,755	\$201,863	46.28%
37	AUTO CLUB FAMILY INSURANCE COMPANY	0.46%	\$479,061	\$596,391	\$498,117	\$562,276	94.28%
38	TWIN CITY FIRE INSURANCE COMPANY	0.46%	\$476,933	\$436,386	\$321,204	\$645,820	147.99%
39	AUTO OWNERS INSURANCE COMPANY	0.45%	\$470,962	\$459,553	\$140,121	\$65,589	14.27%
40	TRADERS INSURANCE COMPANY	0.44%	\$462,328	\$443,922	\$228,049	\$217,213	48.93%
41	21ST CENTURY CENTENNIAL INSURANCE COMPANY	0.44%	\$457,183	\$421,731	\$142,988	\$464,004	110.02%
42	ESURANCE INSURANCE COMPANY	0.41%	\$432,949	\$430,694	\$516,982	\$488,313	113.38%
43	HARTFORD UNDERWRITERS INSURANCE COMPANY	0.41%	\$427,170	\$454,333	\$217,373	\$210,226	46.27%
44	COUNTRY PREFERRED INSURANCE COMPANY	0.38%	\$400,056	\$388,731	\$108,066	\$246,905	63.52%
45	FOREMOST INSURANCE COMPANY	0.37%	\$388,530	\$343,514	\$0	\$1,038	0.30%
46	21ST CENTURY NORTH AMERICA INSURANCE COMPANY	0.36%	\$373,206	\$278,508	\$17,825	\$221,010	79.35%
47	PROPERTY & CASUALTY INSURANCE COMPANY OF HAR'	0.35%	\$369,047	\$387,017	\$269,357	\$87,049	22.49%
48	ALLSTATE INDEMNITY COMPANY	0.35%	\$368,145	\$364,999	\$302,762	\$396,737	108.70%
49	USAA GENERAL INDEMNITY COMPANY	0.32%	\$336,944	\$309,297	\$14,913	\$37,172	12.02%
50	SECURA SUPREME INSURANCE COMPANY	0.29%	\$305,968	\$324,310	\$156,000	\$58,682	18.09%
51	FINANCIAL INDEMNITY COMPANY	0.29%	\$301,620	\$357,608	\$360,532	\$176,564	49.37%
52	SENTRY INSURANCE A MUTUAL COMPANY	0.28%	\$290,088	\$237,174	\$15,516	\$14,659	6.18%
53	HAULERS INSURANCE COMPANY INC	0.28%	\$287,692	\$279,633	\$88,353	\$306,459	109.59%
54	MENDOTA INSURANCE COMPANY	0.27%	\$279,820	\$269,459	\$82,098	\$292,663	108.61%
55	FIREMANS FUND INSURANCE COMPANY	0.25%	\$258,270	\$258,181	\$0	-\$148,785	-57.63%
56	FIRST ACCEPTANCE INSURANCE COMPANY INC	0.25%	\$258,115	\$263,892	\$163,814	\$74,477	28.22%
57	MERIDIAN SECURITY INSURANCE COMPANY	0.24%	\$246,168	\$193,890	\$106,435	\$394,747	203.59%
58	ALFA VISION INSURANCE CORPORATION	0.21%	\$219,719	\$228,751	\$140,225	\$94,225	41.19%
59	INSUREMAX INSURANCE COMPANY	0.21%	\$216,025	\$176,758	\$91,212	\$118,239	66.89%
60	COUNTRY MUTUAL INSURANCE COMPANY	0.20%	\$213,618	\$212,399	\$136,187	\$184,559	86.89%

2009 PROPERTY/CASUALTY INSURANCE
TOTALS BY LINE OF BUSINESS - PRIVATE PASSENGER (Uninsured Motorist)

OBS	COMPANY NAME	MARKET SHARE	DIRECT PREMIUMS WRITTEN	DIRECT PREMIUMS EARNED	DIRECT LOSSES PAID	DIRECT LOSSES INCURRED	LOSS RATIO
61	ALFA SPECIALTY INSURANCE CORPORATION	0.20%	\$208,470	\$135,421	\$12,396	\$84,396	62.32%
62	NATIONAL GENERAL INSURANCE COMPANY	0.19%	\$202,974	\$210,140	\$279,510	\$164,472	78.27%
63	UNITRIN PREFERRED INSURANCE COMPANY	0.19%	\$199,939	\$198,984	\$72,949	\$114,543	57.56%
64	ACUITY A MUTUAL INSURANCE COMPANY	0.19%	\$194,602	\$174,781	\$224,018	\$133,620	76.45%
65	METROPOLITAN PROPERTY & CASUALTY INSURANCE CO	0.18%	\$190,358	\$193,621	\$125,098	\$151,219	78.10%
66	HALLMARK INSURANCE COMPANY	0.18%	\$185,465	\$155,476	\$47,571	\$128,214	82.47%
67	TRAVELERS PROPERTY CASUALTY INSURANCE COMPANY	0.17%	\$174,807	\$161,494	\$12,120	\$6,620	4.10%
68	DIRECT NATIONAL INSURANCE COMPANY	0.16%	\$168,426	\$183,176	\$116,570	\$73,587	40.17%
69	GRINNELL MUTUAL REINSURANCE COMPANY	0.16%	\$166,711	\$171,692	\$45,088	\$17,694	10.31%
70	METROPOLITAN GROUP PROPERTY & CASUALTY INSURANCE CO	0.16%	\$165,456	\$170,693	\$96,753	\$83,596	48.97%
71	HORACE MANN PROPERTY & CASUALTY INSURANCE COMPANY	0.16%	\$164,771	\$158,246	\$57,725	\$64,172	40.55%
72	SHELTER GENERAL INSURANCE COMPANY	0.15%	\$160,249	\$160,965	\$243,192	\$177,310	110.15%
73	GUIDEONE AMERICA INSURANCE COMPANY	0.15%	\$155,697	\$153,637	\$28,594	\$155,995	101.53%
74	MILLERS CLASSIFIED INSURANCE COMPANY	0.14%	\$142,922	\$142,621	\$1,762	\$41,285	28.95%
75	GRINNELL SELECT INSURANCE COMPANY	0.14%	\$142,227	\$133,605	\$24,622	\$44,670	33.43%
76	GMAC INSURANCE COMPANY ONLINE INC	0.14%	\$141,700	\$135,191	\$129,135	\$158,983	117.60%
77	MILLERS FIRST INSURANCE COMPANY	0.13%	\$139,731	\$139,321	\$12,304	-\$153,123	-109.91%
78	PROGRESSIVE CLASSIC INSURANCE COMPANY	0.13%	\$134,463	\$218,521	\$277,589	-\$129,187	-59.12%
79	TRAVELERS PERSONAL INSURANCE COMPANY	0.12%	\$125,518	\$192,933	\$987,480	\$858,654	445.05%
80	WORKMENS AUTO INSURANCE COMPANY	0.11%	\$113,220	\$101,020	\$6,798	\$25,376	25.12%
81	SAGAMORE INSURANCE COMPANY	0.10%	\$107,850	\$92,496	\$4,124	-\$3,821	-4.13%
82	STATE AUTO PROPERTY & CASUALTY INSURANCE COMPANY	0.10%	\$105,883	\$110,861	\$132,996	\$95,162	85.84%
83	IDS PROPERTY CASUALTY INSURANCE COMPANY	0.10%	\$104,919	\$102,636	\$40,527	\$223,570	217.83%
84	CALIFORNIA CASUALTY GENERAL INSURANCE COMPANY	0.10%	\$104,637	\$102,788	\$30,192	\$87,196	84.83%
85	AMICA MUTUAL INSURANCE COMPANY	0.10%	\$102,663	\$94,389	\$0	\$7,666	8.12%
86	ENCOMPASS INDEMNITY COMPANY	0.10%	\$102,631	\$141,163	\$360,000	\$296,299	209.90%
87	EQUITY INSURANCE COMPANY	0.10%	\$101,874	\$63,780	\$20,422	\$60,935	95.54%
88	AMERICAN SERVICE INSURANCE COMPANY	0.10%	\$100,756	\$80,325	\$82,456	\$105,120	130.87%
89	OMNI INDEMNITY COMPANY	0.10%	\$100,547	\$90,609	\$36,951	\$41,549	45.86%
90	GARRISON PROPERTY AND CASUALTY INSURANCE COMPANY	0.09%	\$96,703	\$85,566	\$59,350	\$81,141	94.83%
91	MIDDLESEX INSURANCE COMPANY	0.08%	\$88,225	\$133,263	\$28,100	\$49,923	37.46%
92	FARMERS ALLIANCE MUTUAL INSURANCE COMPANY	0.08%	\$86,170	\$86,950	\$0	\$0	0.00%
93	CHARTIS PROPERTY CASUALTY COMPANY	0.08%	\$83,449	\$48,150	\$0	\$0	0.00%
94	INSURANCE COMPANY OF THE STATE OF PENNSYLVANIA	0.08%	\$82,401	\$185,826	\$535,564	\$305,757	164.54%
95	RESPONSE WORLDWIDE INSURANCE COMPANY	0.08%	\$82,034	\$86,304	\$32,421	\$36,951	42.81%
96	ECONOMY PREMIER ASSURANCE COMPANY	0.08%	\$78,676	\$84,369	\$92,086	\$98,453	116.69%
97	21ST CENTURY NATIONAL INSURANCE COMPANY	0.07%	\$74,886	\$75,178	\$389,241	-\$23,962	-31.87%
98	GUIDEONE ELITE INSURANCE COMPANY	0.07%	\$74,321	\$77,786	\$50,000	\$34,190	43.95%
99	PRIDE NATIONAL INSURANCE COMPANY	0.07%	\$71,419	\$36,314	\$18,010	\$33,194	91.41%
100	FIDELITY NATIONAL INSURANCE COMPANY	0.07%	\$69,242	\$61,477	\$6,000	\$65,250	106.14%
101	INFINITY AUTO INSURANCE COMPANY	0.06%	\$66,476	\$85,469	\$67,490	-\$74,833	-87.56%
102	AMERICAN NATIONAL GENERAL INSURANCE COMPANY	0.06%	\$65,568	\$58,323	\$150,474	-\$75,140	-128.83%
103	NATIONAL SURETY CORPORATION	0.06%	\$64,632	\$55,121	\$0	\$8,663	15.72%
104	GEICO CASUALTY COMPANY	0.06%	\$63,384	\$71,505	\$14,628	\$2,356	3.29%
105	FIRST LIBERTY INSURANCE CORP THE	0.06%	\$63,225	\$55,897	\$26,105	\$175,959	314.79%
106	CHARTER INDEMNITY COMPANY	0.06%	\$62,984	\$58,741	\$65,700	\$90,993	154.91%
107	WEST AMERICAN INSURANCE COMPANY	0.06%	\$59,756	\$64,159	\$70,000	\$41,754	65.08%
108	UNITED FIRE AND CASUALTY COMPANY	0.06%	\$57,977	\$51,163	\$1,613	-\$1,387	-2.71%
109	AMERICAN HOME ASSURANCE COMPANY	0.05%	\$57,182	\$118,049	\$277,088	\$22,780	19.30%
110	KEMPER INDEPENDENCE INSURANCE COMPANY	0.05%	\$54,330	\$58,699	\$17,568	\$2,018	3.44%
111	AMERICAN MODERN SELECT INSURANCE COMPANY	0.05%	\$48,740	\$50,553	\$0	\$0	0.00%
112	RESPONSE INSURANCE COMPANY	0.05%	\$47,006	\$45,214	\$0	\$0	0.00%
113	PERMANENT GENERAL ASSURANCE CORPORATION	0.04%	\$46,614	\$32,138	\$0	-\$2,000	-6.22%
114	STATE AUTO NATIONAL INSURANCE COMPANY	0.04%	\$45,335	\$41,315	\$6,500	-\$6,297	-15.24%
115	INFINITY INDEMNITY INSURANCE COMPANY	0.04%	\$44,614	\$47,316	\$39,433	\$47,594	100.59%
116	INFINITY ASSURANCE INSURANCE COMPANY	0.04%	\$43,111	\$52,074	\$156,657	\$29,362	56.39%
117	PROGRESSIVE CASUALTY INSURANCE COMPANY	0.04%	\$42,860	\$70,236	\$2,816	-\$1,761	-2.51%
118	NATIONAL UNION FIRE INSURANCE COMPANY OF PITTSBURGH	0.04%	\$40,560	\$84,905	\$89,579	\$109,783	129.30%
119	TRAVELERS COMMERCIAL INSURANCE COMPANY	0.04%	\$39,992	\$61,398	\$41,000	-\$4,953	-8.07%

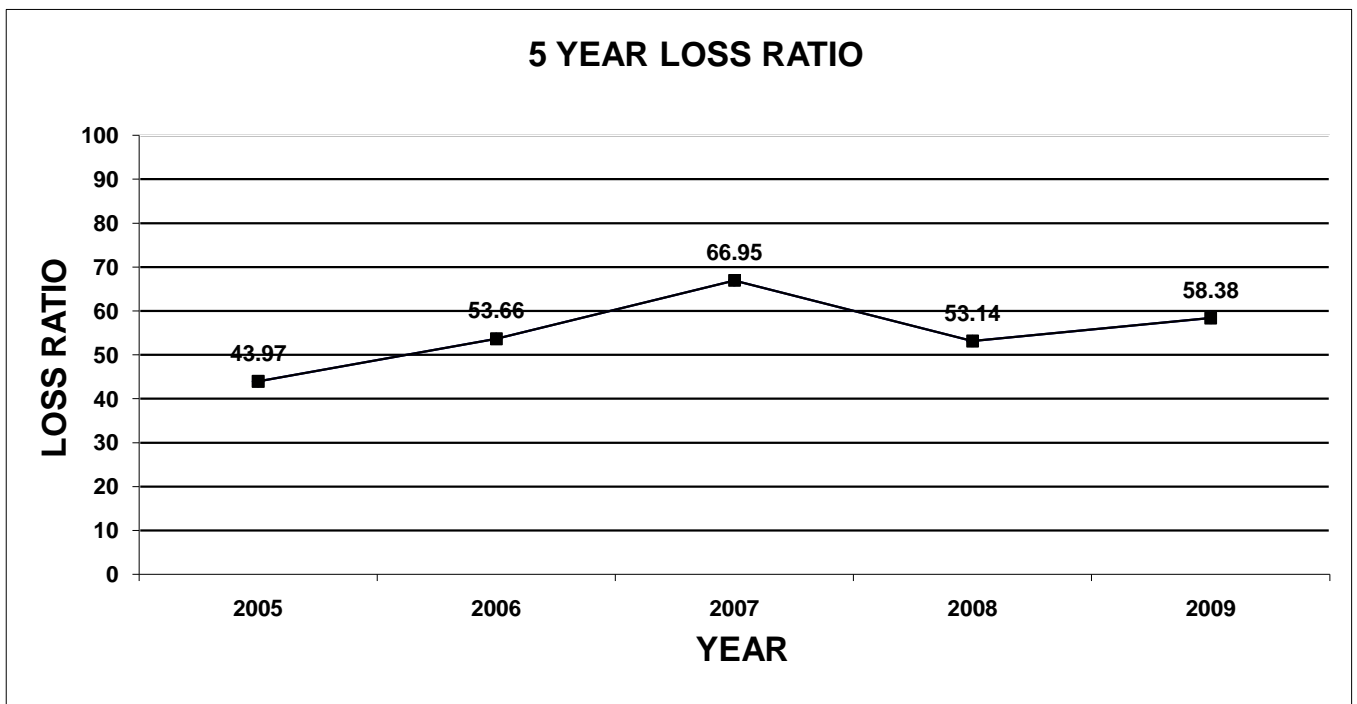
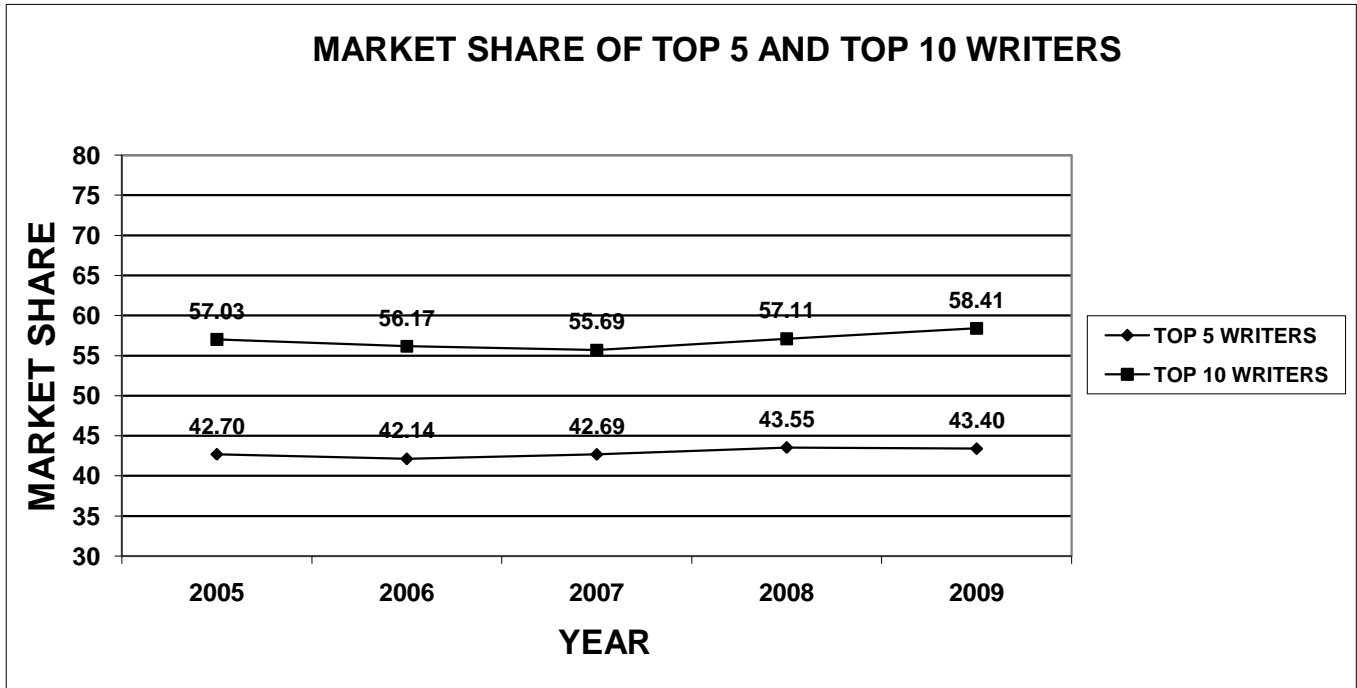
**2009 PROPERTY/CASUALTY INSURANCE
TOTALS BY LINE OF BUSINESS - PRIVATE PASSENGER (Uninsured Motorist)**

OBS	COMPANY NAME	MARKET SHARE	DIRECT PREMIUMS WRITTEN	DIRECT PREMIUMS EARNED	DIRECT LOSSES PAID	DIRECT LOSSES INCURRED	LOSS RATIO
120	AMERICAN HALLMARK INSURANCE COMPANY OF TEXAS	0.04%	\$39,649	\$37,774	\$64,919	\$68,469	181.26%
121	ALPHA PROPERTY & CASUALTY INSURANCE CO	0.04%	\$38,174	\$45,064	\$11,887	-\$10,575	-23.47%
122	AMERICAN MODERN HOME INSURANCE CO	0.04%	\$37,367	\$36,808	\$0	\$0	0.00%
123	NATIONAL GENERAL ASSURANCE COMPANY	0.03%	\$35,137	\$37,401	\$10,000	\$0	0.00%
124	METROPOLITAN DIRECT PROPERTY AND CASUALTY INSI	0.03%	\$33,647	\$35,654	\$27,508	\$21,005	58.91%
125	TRUMBULL INSURANCE COMPANY	0.03%	\$31,746	\$0	\$0	\$0	N/A
126	PROGRESSIVE SPECIALTY INSURANCE COMPANY	0.03%	\$31,478	\$50,598	\$105,284	-\$16,445	-32.50%
127	MIC GENERAL INSURANCE CORPORATION	0.03%	\$31,280	\$36,503	\$3,225	\$8,724	23.90%
128	MARKEL AMERICAN INSURANCE COMPANY	0.03%	\$31,276	\$34,481	\$24,827	-\$2,833	-8.22%
129	AIU INSURANCE COMPANY	0.03%	\$31,020	\$74,144	\$209,677	-\$13,893	-18.74%
130	GUIDEONE MUTUAL INSURANCE COMPANY	0.03%	\$30,853	\$33,554	\$0	-\$275	-0.82%
131	TEACHERS INSURANCE COMPANY	0.03%	\$30,053	\$31,116	\$1,500	\$594	1.91%
132	ENCOMPASS INSURANCE COMPANY OF AMERICA	0.03%	\$28,758	\$38,196	\$0	-\$57,477	-150.48%
133	TRAVCO INSURANCE COMPANY	0.03%	\$27,856	\$38,183	\$20,000	-\$336	-0.88%
134	HARTFORD FIRE INSURANCE COMPANY	0.03%	\$26,504	\$29,680	\$0	\$0	0.00%
135	CONSUMERS INSURANCE USA INC	0.02%	\$26,049	\$25,730	\$24,755	\$17,097	66.45%
136	21ST CENTURY PREMIER INSURANCE COMPANY	0.02%	\$25,791	\$24,367	\$18,015	\$18,770	77.03%
137	NEW SOUTH INSURANCE COMPANY	0.02%	\$25,185	\$30,294	\$50,000	\$3,360	11.09%
138	21ST CENTURY INSURANCE COMPANY	0.02%	\$24,700	\$29,686	\$10,520	\$41,849	140.97%
139	HARTFORD ACCIDENT & INDEMNITY CO	0.02%	\$22,114	\$22,440	\$178	-\$39	-0.17%
140	1ST AUTO & CASUALTY INSURANCE COMPANY	0.02%	\$21,841	\$16,863	\$0	\$0	0.00%
141	CINCINNATI INSURANCE COMPANY THE	0.02%	\$21,461	\$21,779	\$0	\$5,445	25.00%
142	CHARTIS CASUALTY COMPANY	0.02%	\$21,017	\$78,117	\$318,038	-\$90,152	-115.41%
143	COUNTRY CASUALTY INSURANCE COMPANY	0.02%	\$20,656	\$21,526	\$10,349	\$12,921	60.03%
144	PHARMACISTS MUTUAL INSURANCE COMPANY	0.02%	\$19,184	\$20,418	\$0	\$818	4.01%
145	AMERICAN BANKERS INSURANCE COMPANY OF FLORIDA	0.02%	\$16,012	\$15,612	\$5,000	-\$9,469	-60.65%
146	PHOENIX INSURANCE COMPANY THE	0.02%	\$15,977	\$20,829	\$20,000	-\$4,000	-19.20%
147	AMERICAN FIRE & CASUALTY COMPANY	0.01%	\$14,366	\$15,759	\$500	-\$443	-2.81%
148	ARMED FORCES INSURANCE EXCHANGE	0.01%	\$13,375	\$10,980	\$0	\$0	0.00%
149	FARMERS UNION COOPERATIVE INSURANCE COMPANY	0.01%	\$12,769	\$12,493	\$0	\$0	0.00%
150	21ST CENTURY ADVANTAGE INSURANCE COMPANY	0.01%	\$12,616	\$21,157	\$0	\$141	0.67%
151	SENTINEL INSURANCE COMPANY LTD	0.01%	\$12,503	\$6,222	\$25,000	\$33,458	537.74%
152	MERASTAR INSURANCE COMPANY	0.01%	\$12,045	\$12,376	\$0	\$0	0.00%
153	AUTOMOBILE INS CO OF HARTFORD CT	0.01%	\$11,947	\$16,453	\$0	-\$99,845	-606.85%
154	OMNI INSURANCE COMPANY	0.01%	\$11,702	\$15,465	-\$3,680	-\$8,680	-56.13%
155	METROPOLITAN CASUALTY INSURANCE COMPANY	0.01%	\$10,807	\$11,516	\$7,499	\$5,395	46.85%
156	UNITRIN DIRECT PROPERTY & CASUALTY COMPANY	0.01%	\$10,561	\$12,239	\$1,001	\$606	4.95%
157	SECURA INSURANCE A MUTUAL COMPANY	0.01%	\$9,108	\$9,038	\$0	-\$51,784	-572.96%
158	VICTORIA AUTOMOBILE INSURANCE COMPANY	0.01%	\$9,012	\$9,821	\$0	\$22,005	224.06%
159	EMCASCO INSURANCE COMPANY	0.01%	\$7,869	\$5,151	\$500	-\$1,370	-26.60%
160	INFINITY INSURANCE COMPANY	0.01%	\$7,471	\$10,380	\$0	-\$412	-3.97%
161	ROCKFORD MUTUAL INSURANCE COMPANY	0.01%	\$7,320	\$5,762	\$0	\$0	0.00%
162	HORACE MANN INSURANCE COMPANY	0.01%	\$7,017	\$4,365	\$0	-\$6,705	-153.61%
163	LIBERTY INSURANCE CORPORATION	0.01%	\$6,202	\$6,682	\$0	-\$15	-0.22%
164	METROPOLITAN GENERAL INSURANCE COMPANY	0.01%	\$5,908	\$6,063	\$1,921	\$751	12.39%
165	TRAVELERS INDEMNITY COMPANY OF AMERICA	0.01%	\$5,899	\$10,588	\$0	\$0	0.00%
166	DEERBROOK INSURANCE COMPANY	0.01%	\$5,392	\$7,238	\$42,161	\$6,841	94.52%
167	INTEGON NATIONAL INSURANCE COMPANY	0.00%	\$4,395	\$4,840	\$3,000	\$0	0.00%
168	GUIDEONE SPECIALTY MUTUAL INSURANCE COMPANY	0.00%	\$2,526	\$2,569	\$0	-\$96	-3.74%
169	PHILADELPHIA INDEMNITY INSURANCE COMPANY	0.00%	\$2,295	\$2,195	\$2,637	\$2,646	120.55%
170	NATIONAL INTERSTATE INSURANCE COMPANY	0.00%	\$2,211	\$2,485	\$0	\$0	0.00%
171	STANDARD FIRE INSURANCE COMPANY	0.00%	\$2,032	\$2,582	\$0	\$0	0.00%
172	INTEGON GENERAL INSURANCE CORPORATION	0.00%	\$1,957	\$2,077	\$0	\$0	0.00%
173	OHIO CASUALTY INSURANCE COMPANY	0.00%	\$1,811	\$2,071	\$0	\$0	0.00%
174	INTEGON INDEMNITY CORPORATION	0.00%	\$1,795	\$2,166	\$0	\$0	0.00%
175	PACIFIC SPECIALTY INSURANCE COMPANY	0.00%	\$1,736	\$2,203	\$0	\$0	0.00%
176	SAFECO INSURANCE COMPANY OF AMERICA	0.00%	\$1,470	\$1,626	-\$1,300	\$1,270	78.11%
177	NORTHBROOK INDEMNITY COMPANY	0.00%	\$1,119	\$1,388	\$0	-\$1,266	-91.21%
178	HARTFORD CASUALTY INSURANCE CO	0.00%	\$925	-\$143	\$0	\$0	0.00%

2009 PROPERTY/CASUALTY INSURANCE
TOTALS BY LINE OF BUSINESS - PRIVATE PASSENGER (Uninsured Motorist)

OBS	COMPANY NAME	MARKET SHARE	DIRECT PREMIUMS WRITTEN	DIRECT PREMIUMS EARNED	DIRECT LOSSES PAID	DIRECT LOSSES INCURRED	LOSS RATIO
179	AMERICAN FAMILY HOME INSURANCE COMPANY	0.00%	\$645	\$682	\$0	\$0	0.00%
180	FOREMOST SIGNATURE INSURANCE COMPANY	0.00%	\$546	\$519	\$0	-\$63	-12.14%
181	HANOVER INSURANCE COMPANY THE	0.00%	\$535	\$576	\$0	\$0	0.00%
182	CITIZENS INSURANCE COMPANY OF AMERICA	0.00%	\$501	\$970	\$0	\$0	0.00%
183	MASSACHUSETTS BAY INSURANCE COMPANY	0.00%	\$480	\$586	\$0	\$0	0.00%
184	EMPLOYERS MUTUAL CASUALTY COMPANY	0.00%	\$473	\$388	\$0	\$0	0.00%
185	TRIUMPHE CASUALTY COMPANY	0.00%	\$279	\$221	\$0	\$0	0.00%
186	ALLMERICA FINANCIAL BENEFIT INSURANCE COMPANY	0.00%	\$71	\$71	\$0	\$0	0.00%
187	COMPANION PROPERTY AND CASUALTY INSURANCE CO	0.00%	\$57	\$21	\$0	\$0	0.00%
188	AGCS MARINE INSURANCE COMPANY	0.00%	\$0	\$0	\$0	-\$151,469	N/A
189	AMERICAN AUTOMOBILE INSURANCE COMPANY	0.00%	\$0	\$0	-\$1,176	\$6,295	N/A
190	AMERICAN STATES INSURANCE COMPANY	0.00%	\$0	\$0	-\$102	-\$4,495	N/A
191	ARGONAUT INSURANCE COMPANY	0.00%	\$0	\$0	\$0	-\$1,594	N/A
192	CALIFORNIA CASUALTY INDEMNITY EXCHANGE	0.00%	\$0	\$0	\$11,937	\$5,905	N/A
193	CALIFORNIA CASUALTY INSURANCE COMPANY	0.00%	\$0	\$0	\$0	\$3	N/A
194	CONTINENTAL INSURANCE COMPANY THE	0.00%	\$0	\$0	\$0	-\$4,975	N/A
195	GATEWAY INSURANCE COMPANY	0.00%	\$0	\$0	\$7,793	-\$7,652	N/A
196	GENERAL CASUALTY COMPANY OF WISCONSIN	0.00%	\$0	\$0	\$0	\$65,000	N/A
197	GREAT AMERICAN ALLIANCE INSURANCE COMPANY	0.00%	\$0	\$0	\$0	-\$11	N/A
198	GREAT AMERICAN ASSURANCE COMPANY	0.00%	\$0	\$0	\$0	-\$12	N/A
199	GREAT AMERICAN CONTEMPORARY INSURANCE COMPA	0.00%	\$0	\$0	\$0	\$1	N/A
200	GREAT AMERICAN INSURANCE COMPANY	0.00%	\$0	\$0	\$0	-\$89	N/A
201	GREAT AMERICAN INSURANCE COMPANY OF NEW YORK	0.00%	\$0	\$0	\$0	-\$73	N/A
202	GREAT AMERICAN SECURITY INSURANCE COMPANY	0.00%	\$0	\$0	\$0	-\$59	N/A
203	GREAT AMERICAN SPIRIT INSURANCE COMPANY	0.00%	\$0	\$0	\$0	-\$31	N/A
204	HISCOX INSURANCE COMPANY INC	0.00%	\$0	\$0	\$5,500	-\$3,500	N/A
205	INFINITY CASUALTY INSURANCE COMPANY	0.00%	\$0	\$0	\$0	\$15	N/A
206	INFINITY STANDARD INSURANCE COMPANY	0.00%	\$0	\$0	\$18,452	-\$6,404	N/A
207	LM PROPERTY AND CASUALTY INSURANCE COMPANY	0.00%	\$0	\$0	\$0	-\$406	N/A
208	NATIONWIDE MUTUAL FIRE INSURANCE COMPANY	0.00%	\$0	\$0	\$0	-\$44	N/A
209	NATIONWIDE MUTUAL INSURANCE COMPANY	0.00%	\$0	\$0	\$17	-\$1,114	N/A
210	NATIONWIDE PROPERTY & CASUALTY INSURANCE COMF	0.00%	\$0	\$0	\$0	-\$4	N/A
211	PROGRESSIVE ADVANCED INSURANCE COMPANY	0.00%	\$0	\$0	\$0	-\$2,706	N/A
212	SAFECO NATIONAL INSURANCE COMPANY	0.00%	\$0	\$0	-\$1,144	\$2,187	N/A
213	TRUSTGARD INSURANCE COMPANY	0.00%	\$0	\$0	\$85,822	\$65,822	N/A
214	UNIVERSAL UNDERWRITERS INS CO	0.00%	\$0	\$0	\$0	-\$17	N/A
215	VICTORIA FIRE & CASUALTY COMPANY	0.00%	\$0	\$7	\$0	\$0	0.00%
216	WARNER INSURANCE COMPANY	0.00%	\$0	\$0	\$0	\$70	N/A
217	ILLINOIS NATIONAL INSURANCE COMPANY	0.00%	-\$125	\$1,511	\$10,852	-\$5,979	-395.70%
TOTAL		100.00%	\$104,452,371	\$103,928,980	\$57,694,118	\$60,672,629	58.38%

**MISSOURI PRIVATE PASSENGER AUTO INSURANCE
(Uninsured Motorist)**



2009 PROPERTY/CASUALTY INSURANCE
TOTALS BY LINE OF BUSINESS - PRIVATE PASSENGER (Underinsured Motorist)

OBS	COMPANY NAME	MARKET SHARE	DIRECT PREMIUMS WRITTEN	DIRECT PREMIUMS EARNED	DIRECT LOSSES PAID	DIRECT LOSSES INCURRED	LOSS RATIO
1	AMERICAN FAMILY MUTUAL INSURANCE COMPANY	40.56%	\$26,861,580	\$26,908,031	\$14,129,211	\$16,978,071	63.10%
2	STATE FARM MUTUAL AUTOMOBILE INSURANCE COMPAN'	17.99%	\$11,914,176	\$11,360,818	\$7,848,743	\$9,276,868	81.66%
3	AMERICAN STANDARD INSURANCE COMPANY OF WISCONS	5.35%	\$3,546,034	\$3,585,724	\$3,230,766	\$2,029,759	56.61%
4	SAFECO INSURANCE COMPANY OF ILLINOIS	3.55%	\$2,350,714	\$2,478,937	\$947,924	\$920,630	37.14%
5	SHELTER MUTUAL INSURANCE COMPANY	3.41%	\$2,261,277	\$2,212,964	\$717,500	\$816,576	36.90%
6	AUTOMOBILE CLUB INTER-INSURANCE EXCHANGE	2.66%	\$1,761,711	\$1,636,844	\$569,711	\$712,649	43.54%
7	TRAVELERS HOME AND MARINE INSURANCE COMPANY TH	2.27%	\$1,501,032	\$1,418,703	\$1,430,001	\$1,640,452	115.63%
8	PROGRESSIVE PREFERRED INSURANCE COMPANY	2.19%	\$1,448,017	\$1,200,279	\$484,797	\$668,555	55.70%
9	USAA GENERAL INDEMNITY COMPANY	1.61%	\$1,065,016	\$949,549	\$816,416	\$916,024	96.47%
10	MIDWESTERN INDEMNITY COMPANY THE	1.39%	\$918,715	\$1,106,751	\$700,000	\$832,117	75.19%
11	LIBERTY MUTUAL FIRE INSURANCE COMPANY	1.38%	\$914,276	\$828,206	\$156,114	\$565,700	68.30%
12	PROGRESSIVE DIRECT INSURANCE COMPANY	1.25%	\$829,694	\$645,995	\$498,000	\$687,044	106.35%
13	FARM BUREAU TOWN & COUNTRY INS CO OF MO	1.17%	\$776,061	\$761,469	\$280,087	\$82,090	10.78%
14	ALLSTATE FIRE AND CASUALTY INSURANCE COMPANY	1.01%	\$669,235	\$666,219	\$79,255	\$318,462	47.80%
15	STATE FARM FIRE AND CASUALTY COMPANY	0.98%	\$647,629	\$619,065	\$764,715	\$845,070	136.51%
16	HARTFORD INSURANCE COMPANY OF MIDWEST THE	0.94%	\$619,739	\$569,215	\$268,683	\$415,276	72.96%
17	GEICO GENERAL INS CO	0.86%	\$571,347	\$560,745	\$158,703	\$253,664	45.24%
18	ALLSTATE PROPERTY & CASUALTY INSURANCE COMPAN	0.86%	\$568,095	\$640,710	\$272,639	\$47,671	7.44%
19	AMERICAN NATIONAL PROPERTY & CASUALTY COMPANY	0.72%	\$475,464	\$462,677	\$0	\$31,051	6.71%
20	PROGRESSIVE NORTHWESTERN INSURANCE COMPANY	0.70%	\$460,310	\$430,739	\$169,000	\$474,199	110.09%
21	MERIDIAN SECURITY INSURANCE COMPANY	0.56%	\$372,871	\$293,685	\$15,044	-\$6,253	-2.13%
22	COUNTRY PREFERRED INSURANCE COMPANY	0.50%	\$327,879	\$317,536	\$65,000	\$98,635	31.06%
23	PROGRESSIVE MAX INSURANCE COMPANY	0.38%	\$252,037	\$213,959	\$48,500	\$180,429	84.33%
24	CORNERSTONE NATIONAL INSURANCE COMPANY	0.38%	\$249,085	\$251,285	\$90,670	\$25,767	10.25%
25	FOREMOST INSURANCE COMPANY	0.37%	\$242,392	\$207,932	\$0	\$0	0.00%
26	GOVERNMENT EMPLOYEES INSURANCE CO	0.36%	\$239,221	\$237,204	\$70,152	\$35,537	14.98%
27	COLUMBIA MUTUAL INSURANCE COMPANY	0.35%	\$233,540	\$227,036	\$173,003	\$361,522	159.24%
28	ACUITY A MUTUAL INSURANCE COMPANY	0.28%	\$184,946	\$164,683	\$270,000	\$141,301	85.80%
29	21ST CENTURY CENTENNIAL INSURANCE COMPANY	0.26%	\$174,990	\$161,421	\$54,730	\$177,601	110.02%
30	STATE AUTO PROPERTY & CASUALTY INSURANCE COMPA	0.23%	\$152,264	\$159,423	\$0	\$55,174	34.61%
31	21ST CENTURY NORTH AMERICA INSURANCE COMPANY	0.23%	\$150,221	\$112,103	\$7,175	\$88,960	79.36%
32	ALLSTATE INSURANCE COMPANY	0.23%	\$149,231	\$154,373	\$63,235	\$55,668	36.06%
33	CONSUMERS INSURANCE USA INC	0.22%	\$142,882	\$145,893	\$135,788	\$93,777	64.28%
34	COUNTRY MUTUAL INSURANCE COMPANY	0.21%	\$140,073	\$138,636	\$5,000	-\$8,363	-6.03%
35	METROPOLITAN PROPERTY & CASUALTY INSURANCE CON	0.19%	\$126,905	\$129,080	\$83,398	\$100,812	78.10%
36	TWIN CITY FIRE INSURANCE COMPANY	0.18%	\$121,914	\$112,724	\$468,521	\$787,156	698.30%
37	IDS PROPERTY CASUALTY INSURANCE COMPANY	0.18%	\$121,745	\$117,843	\$35,000	\$80,926	68.67%
38	GEICO INDEMNITY COMPANY	0.18%	\$119,966	\$118,690	\$62,031	\$46,171	38.90%
39	AUTO CLUB FAMILY INSURANCE COMPANY	0.17%	\$113,941	\$140,534	\$86,000	\$36,500	25.97%
40	AMICA MUTUAL INSURANCE COMPANY	0.17%	\$113,645	\$105,822	\$300,000	\$52,880	49.97%
41	METROPOLITAN GROUP PROPERTY & CASUALTY INSURAN	0.17%	\$110,304	\$113,795	\$64,502	\$55,731	48.97%
42	VICTORIA AUTOMOBILE INSURANCE COMPANY	0.15%	\$100,394	\$116,552	\$40,110	\$20,915	17.94%
43	HARTFORD UNDERWRITERS INSURANCE COMPANY	0.15%	\$100,383	\$104,980	\$277,998	\$614,234	585.10%
44	PROPERTY & CASUALTY INSURANCE COMPANY OF HARTF	0.15%	\$98,740	\$102,586	\$490,341	\$590,913	576.02%
45	CALIFORNIA CASUALTY GENERAL INSURANCE COMPANY C	0.13%	\$83,610	\$81,107	\$75,020	\$64,231	79.19%
46	HORACE MANN PROPERTY & CASUALTY INSURANCE COMI	0.12%	\$82,283	\$82,127	\$25,000	-\$16,689	-20.32%
47	GUIDEONE AMERICA INSURANCE COMPANY	0.12%	\$77,161	\$76,449	\$0	\$333	0.44%
48	UNITRIN DIRECT PROPERTY & CASUALTY COMPANY	0.12%	\$76,838	\$89,046	\$0	\$0	0.00%
49	GRINNELL SELECT INSURANCE COMPANY	0.12%	\$76,615	\$71,648	\$0	\$40,043	55.89%
50	FIDELITY NATIONAL INSURANCE COMPANY	0.10%	\$69,336	\$62,797	\$27,500	\$27,600	43.95%
51	ALLSTATE INDEMNITY COMPANY	0.10%	\$67,968	\$66,170	\$85	\$1,353	2.04%
52	TRAVELERS PROPERTY CASUALTY INSURANCE COMPANY	0.10%	\$67,604	\$62,552	\$50,000	\$51,000	81.53%
53	FIRST LIBERTY INSURANCE CORP THE	0.10%	\$66,733	\$59,415	\$0	-\$74,055	-124.64%
54	21ST CENTURY PREMIER INSURANCE COMPANY	0.10%	\$65,732	\$62,101	\$45,912	\$47,837	77.03%
55	BRISTOL WEST INSURANCE COMPANY	0.09%	\$62,233	\$50,799	\$52,457	\$57,059	112.32%
56	GRINNELL MUTUAL REINSURANCE COMPANY	0.09%	\$60,615	\$62,175	\$32,500	\$2,390	3.84%
57	UNITRIN PREFERRED INSURANCE COMPANY	0.08%	\$56,122	\$55,854	\$328,279	\$515,453	922.86%
58	MILLERS CLASSIFIED INSURANCE COMPANY	0.08%	\$56,114	\$55,548	\$0	-\$55,195	-99.36%
59	ECONOMY PREMIER ASSURANCE COMPANY	0.08%	\$52,451	\$56,246	\$61,391	\$65,636	116.69%
60	NATIONAL GENERAL INSURANCE COMPANY	0.07%	\$47,092	\$48,201	\$103,500	\$0	0.00%

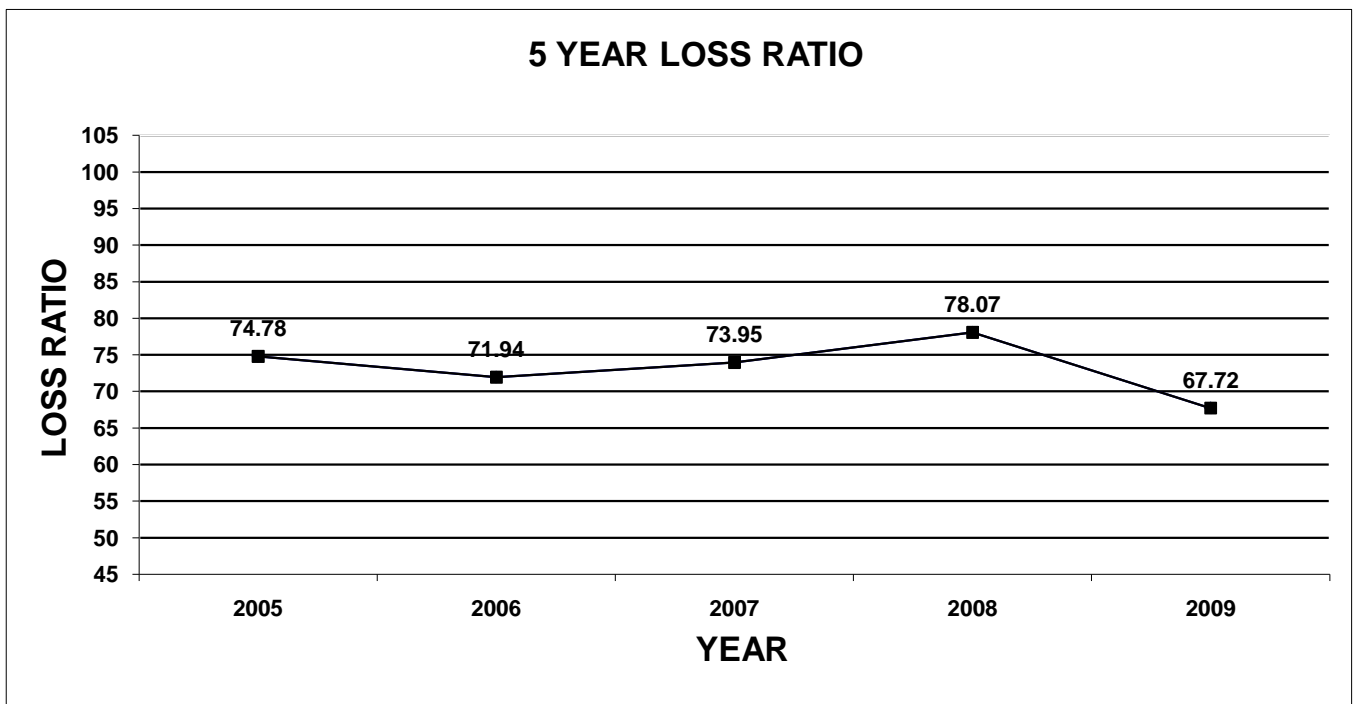
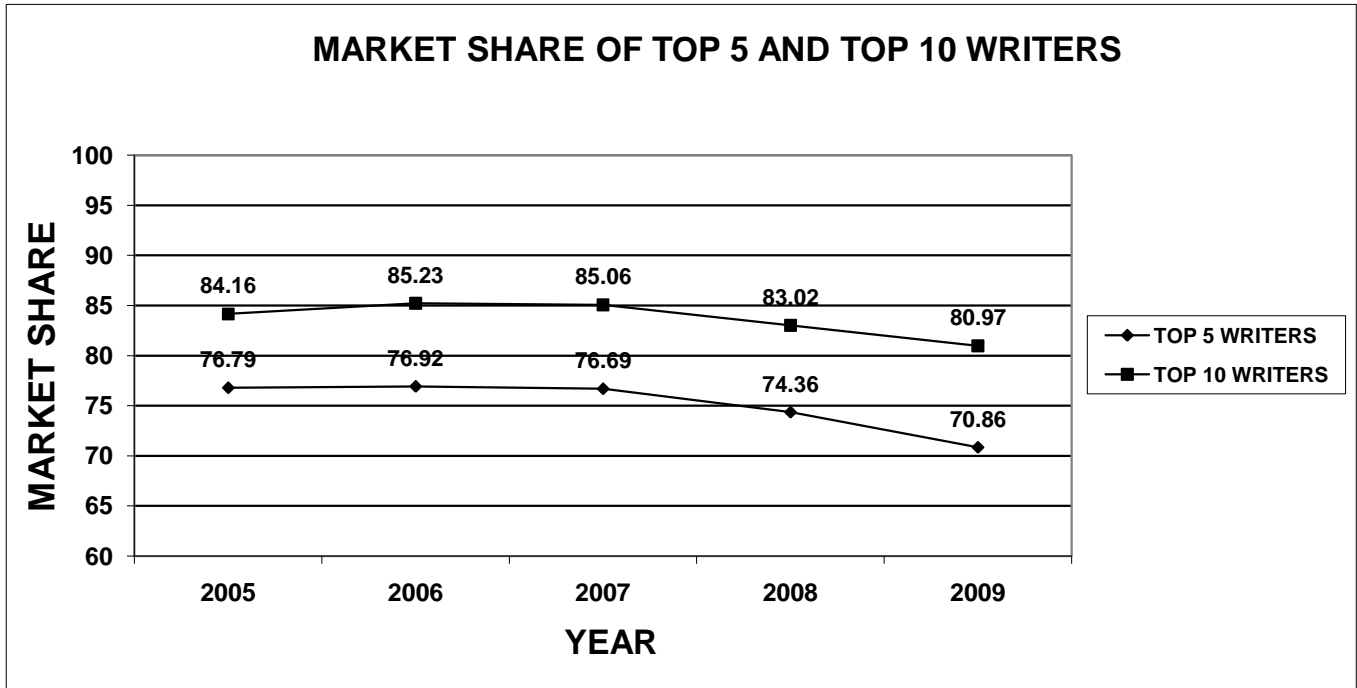
2009 PROPERTY/CASUALTY INSURANCE
TOTALS BY LINE OF BUSINESS - PRIVATE PASSENGER (Underinsured Motorist)

OBS	COMPANY NAME	MARKET SHARE	DIRECT PREMIUMS WRITTEN	DIRECT PREMIUMS EARNED	DIRECT LOSSES PAID	DIRECT LOSSES INCURRED	LOSS RATIO
61	HAULERS INSURANCE COMPANY INC	0.07%	\$46,808	\$45,497	\$0	\$0	0.00%
62	MILLERS FIRST INSURANCE COMANY	0.07%	\$46,800	\$45,887	\$0	-\$80	-0.17%
63	ENCOMPASS INDEMNITY COMPANY	0.07%	\$46,306	\$63,628	\$0	-\$12,452	-19.57%
64	PROGRESSIVE CLASSIC INSURANCE COMPANY	0.06%	\$42,528	\$68,419	\$0	\$13,911	20.33%
65	AMERICAN NATIONAL GENERAL INSURANCE COMPANY	0.06%	\$41,953	\$37,932	\$0	\$31,113	82.02%
66	GMAC INSURANCE COMPANY ONLINE INC	0.06%	\$40,672	\$37,946	\$0	\$36,129	95.21%
67	PHARMACISTS MUTUAL INSURANCE COMPANY	0.06%	\$38,054	\$34,088	\$0	\$1,365	4.00%
68	TRAVELERS PERSONAL INSURANCE COMPANY	0.05%	\$34,325	\$54,760	\$826,500	\$621,771	1135.45%
69	21ST CENTURY ADVANTAGE INSURANCE COMPANY	0.05%	\$32,154	\$53,920	\$0	\$359	0.67%
70	SHELTER GENERAL INSURANCE COMPANY	0.05%	\$30,312	\$29,624	\$0	\$0	0.00%
71	GUIDEONE ELITE INSURANCE COMPANY	0.04%	\$29,554	\$30,932	\$0	-\$909	-2.94%
72	21ST CENTURY NATIONAL INSURANCE COMPANY	0.04%	\$29,383	\$29,498	\$152,726	-\$9,402	-31.87%
73	UNITED FIRE AND CASUALTY COMPANY	0.04%	\$23,729	\$19,985	\$0	\$49,000	245.18%
74	DAIRYLAND INSURANCE COMPANY	0.03%	\$22,894	\$20,539	\$62,308	\$56,526	275.21%
75	METROPOLITAN DIRECT PROPERTY AND CASUALTY INSUF	0.03%	\$22,432	\$23,769	\$18,339	\$14,004	58.92%
76	KEMPER INDEPENDENCE INSURANCE COMPANY	0.03%	\$20,612	\$22,269	\$149,265	\$17,146	76.99%
77	MENDOTA INSURANCE COMPANY	0.03%	\$19,285	\$16,829	\$12,000	\$465	2.76%
78	1ST AUTO & CASUALTY INSURANCE COMPANY	0.02%	\$15,448	\$12,921	\$0	\$0	0.00%
79	AMERICAN BANKERS INSURANCE COMPANY OF FLORIDA	0.02%	\$14,158	\$13,667	\$0	\$376	2.75%
80	ENCOMPASS INSURANCE COMPANY OF AMERICA	0.02%	\$13,727	\$18,708	\$0	-\$6,388	-34.15%
81	PROGRESSIVE SPECIALTY INSURANCE COMPANY	0.02%	\$13,401	\$21,521	\$0	-\$1,705	-7.92%
82	COUNTRY CASUALTY INSURANCE COMPANY	0.02%	\$12,659	\$12,878	\$0	-\$164	-1.27%
83	TRAVELERS COMMERCIAL INSURANCE COMPANY	0.02%	\$11,964	\$18,746	\$0	\$3,882	20.71%
84	ARMED FORCES INSURANCE EXCHANGE	0.02%	\$11,576	\$9,504	\$0	\$0	0.00%
85	TRAVCO INSURANCE COMPANY	0.02%	\$11,493	\$15,937	\$0	\$0	0.00%
86	AMERICAN MODERN HOME INSURANCE CO	0.02%	\$11,429	\$9,676	\$0	\$0	0.00%
87	PROGRESSIVE CASUALTY INSURANCE COMPANY	0.02%	\$11,162	\$18,085	\$0	\$15,916	88.01%
88	FARMERS UNION COOPERATIVE INSURANCE COMPANY	0.02%	\$10,176	\$9,956	\$0	\$0	0.00%
89	21ST CENTURY INSURANCE COMPANY	0.01%	\$9,692	\$11,648	\$4,128	\$16,420	140.97%
90	TEACHERS INSURANCE COMPANY	0.01%	\$9,623	\$10,124	\$0	\$104	1.03%
91	EMCASCO INSURANCE COMPANY	0.01%	\$9,462	\$6,218	\$0	\$0	0.00%
92	GUIDEONE MUTUAL INSURANCE COMPANY	0.01%	\$9,349	\$10,128	\$0	-\$75	-0.74%
93	STATE AUTO NATIONAL INSURANCE COMPANY	0.01%	\$9,183	\$8,366	\$0	\$59,222	707.89%
94	TRUMBULL INSURANCE COMPANY	0.01%	\$8,729	\$0	\$0	\$0	N/A
95	HARTFORD FIRE INSURANCE COMPANY	0.01%	\$8,356	\$9,459	\$175,000	\$112,123	1185.36%
96	VIKING INSURANCE COMPANY OF WISCONSIN	0.01%	\$7,589	\$5,529	\$0	\$26,005	470.34%
97	METROPOLITAN CASUALTY INSURANCE COMPANY	0.01%	\$7,205	\$7,678	\$4,999	\$3,597	46.85%
98	PHOENIX INSURANCE COMPANY THE	0.01%	\$6,491	\$8,293	\$0	\$0	0.00%
99	AFFIRMATIVE INSURANCE COMPANY	0.01%	\$5,758	\$5,207	\$0	\$0	0.00%
100	AUTOMOBILE INS CO OF HARTFORD CT	0.01%	\$5,612	\$8,112	\$0	\$100,000	1232.74%
101	MIC GENERAL INSURANCE CORPORATION	0.01%	\$4,766	\$5,681	\$0	\$0	0.00%
102	FIREMANS FUND INSURANCE COMPANY	0.01%	\$4,412	\$2,021	\$0	-\$1,124	-55.62%
103	OMNI INDEMNITY COMPANY	0.01%	\$3,963	\$3,775	\$0	\$0	0.00%
104	METROPOLITAN GENERAL INSURANCE COMPANY	0.01%	\$3,938	\$4,042	\$1,281	\$501	12.39%
105	EMPLOYERS MUTUAL CASUALTY COMPANY	0.01%	\$3,675	\$3,494	\$40,000	\$38,638	1105.84%
106	LIBERTY INSURANCE CORPORATION	0.01%	\$3,582	\$3,981	\$0	\$0	0.00%
107	HORACE MANN INSURANCE COMPANY	0.01%	\$3,387	\$1,728	\$0	-\$25,864	-1496.76%
108	ROCKFORD MUTUAL INSURANCE COMPANY	0.00%	\$3,252	\$2,560	\$0	\$0	0.00%
109	HARTFORD ACCIDENT & INDEMNITY CO	0.00%	\$2,911	\$2,518	\$0	\$0	0.00%
110	FINANCIAL INDEMNITY COMPANY	0.00%	\$2,714	\$3,502	\$0	\$625	17.85%
111	MERASTAR INSURANCE COMPANY	0.00%	\$2,532	\$2,602	\$0	\$0	0.00%
112	AMERICAN MODERN SELECT INSURANCE COMPANY	0.00%	\$2,351	\$2,432	\$0	\$0	0.00%
113	NEW SOUTH INSURANCE COMPANY	0.00%	\$2,282	\$2,683	\$0	\$0	0.00%
114	NATIONAL INTERSTATE INSURANCE COMPANY	0.00%	\$2,190	\$2,477	\$0	\$0	0.00%
115	NATIONAL SURETY CORPORATION	0.00%	\$1,975	\$857	\$0	\$137	15.99%
116	TRAVELERS INDEMNITY COMPANY OF AMERICA	0.00%	\$1,702	\$3,359	\$0	\$25,000	744.27%
117	INSUREMAX INSURANCE COMPANY	0.00%	\$1,477	\$1,345	\$694	\$900	66.91%
118	GEICO CASUALTY COMPANY	0.00%	\$1,313	\$1,584	\$6	-\$734	-46.34%
119	SENTINEL INSURANCE COMPANY LTD	0.00%	\$1,258	-\$13,499	\$0	\$7,361	-54.53%

2009 PROPERTY/CASUALTY INSURANCE
TOTALS BY LINE OF BUSINESS - PRIVATE PASSENGER (Underinsured Motorist)

OBS	COMPANY NAME	MARKET SHARE	DIRECT PREMIUMS WRITTEN	DIRECT PREMIUMS EARNED	DIRECT LOSSES PAID	DIRECT LOSSES INCURRED	LOSS RATIO
120	CHARTER INDEMNITY COMPANY	0.00%	\$1,150	\$891	\$0	\$0	0.00%
121	GUIDEONE SPECIALTY MUTUAL INSURANCE COMPANY	0.00%	\$1,096	\$1,117	\$0	-\$56	-5.01%
122	OMNI INSURANCE COMPANY	0.00%	\$973	\$1,228	\$0	\$0	0.00%
123	VICTORIA FIRE & CASUALTY COMPANY	0.00%	\$938	\$1,180	\$0	-\$2	-0.17%
124	NATIONAL GENERAL ASSURANCE COMPANY	0.00%	\$699	\$680	\$0	\$0	0.00%
125	DEERBROOK INSURANCE COMPANY	0.00%	\$581	\$952	\$0	\$0	0.00%
126	STANDARD FIRE INSURANCE COMPANY	0.00%	\$544	\$727	\$0	\$0	0.00%
127	AMERICAN FAMILY HOME INSURANCE COMPANY	0.00%	\$291	\$306	\$0	\$0	0.00%
128	TRIUMPHE CASUALTY COMPANY	0.00%	\$279	\$221	\$0	\$0	0.00%
129	ALPHA PROPERTY & CASUALTY INSURANCE CO	0.00%	\$258	\$326	\$0	\$0	0.00%
130	HARTFORD CASUALTY INSURANCE CO	0.00%	\$183	-\$53	\$0	\$0	0.00%
131	CITIZENS INSURANCE COMPANY OF AMERICA	0.00%	\$140	\$310	\$0	\$0	0.00%
132	NORTHBROOK INDEMNITY COMPANY	0.00%	\$99	\$105	\$0	\$0	0.00%
133	MASSACHUSETTS BAY INSURANCE COMPANY	0.00%	\$79	\$109	\$0	\$0	0.00%
134	INTEGON INDEMNITY CORPORATION	0.00%	\$78	\$97	\$0	\$0	0.00%
135	COMPANION PROPERTY AND CASUALTY INSURANCE COM	0.00%	\$72	\$27	\$0	\$0	0.00%
136	INTEGON GENERAL INSURANCE CORPORATION	0.00%	\$72	\$78	\$0	\$0	0.00%
137	INTEGON NATIONAL INSURANCE COMPANY	0.00%	\$62	\$74	\$0	\$0	0.00%
138	HANOVER INSURANCE COMPANY THE	0.00%	\$50	\$55	\$0	\$0	0.00%
139	ALLMERICA FINANCIAL BENEFIT INSURANCE COMPANY	0.00%	\$31	\$31	\$0	\$0	0.00%
140	AMERICAN AUTOMOBILE INSURANCE COMPANY	0.00%	\$0	\$0	\$0	-\$341	N/A
141	AMEX ASSURANCE COMPANY	0.00%	\$0	\$0	\$13,500	-\$26,875	N/A
142	CALIFORNIA CASUALTY INDEMNITY EXCHANGE	0.00%	\$0	\$0	\$29,660	\$4,350	N/A
143	CALIFORNIA CASUALTY INSURANCE COMPANY	0.00%	\$0	\$0	\$0	\$2	N/A
144	CONTINENTAL CASUALTY COMPANY	0.00%	\$0	\$0	\$0	\$7,644	N/A
145	GENERAL CASUALTY INSURANCE COMPANY	0.00%	\$0	\$0	\$1	-\$5,582	N/A
146	GREAT AMERICAN INSURANCE COMPANY	0.00%	\$0	\$0	\$0	-\$17	N/A
147	GREAT AMERICAN INSURANCE COMPANY OF NEW YORK	0.00%	\$0	\$0	\$0	-\$14	N/A
148	GREAT AMERICAN SECURITY INSURANCE COMPANY	0.00%	\$0	\$0	\$0	-\$6	N/A
149	HALLMARK INSURANCE COMPANY	0.00%	\$0	\$0	\$0	-\$4,704	N/A
150	MIDDLESEX INSURANCE COMPANY	0.00%	\$0	\$0	\$50,000	-\$43,948	N/A
151	NATIONWIDE MUTUAL FIRE INSURANCE COMPANY	0.00%	\$0	\$0	\$0	-\$104	N/A
152	NATIONWIDE PROPERTY & CASUALTY INSURANCE COMPA	0.00%	\$0	\$0	-\$807	-\$841	N/A
153	SAFECO INSURANCE COMPANY OF AMERICA	0.00%	\$0	\$0	\$0	\$0	N/A
154	SAFECO NATIONAL INSURANCE COMPANY	0.00%	\$0	\$0	\$25,000	-\$47,786	N/A
155	SENTRY INSURANCE A MUTUAL COMPANY	0.00%	\$0	\$0	\$0	\$383	N/A
156	TRINITY UNIVERSAL INSURANCE COMPANY	0.00%	\$0	\$0	\$689	-\$820	N/A
157	NATIONWIDE MUTUAL INSURANCE COMPANY	0.00%	-\$76	-\$76	\$10,113	-\$2,842	3739.47%
TOTAL		100.00%	\$66,231,520	\$64,967,060	\$38,805,509	\$43,997,057	67.72%

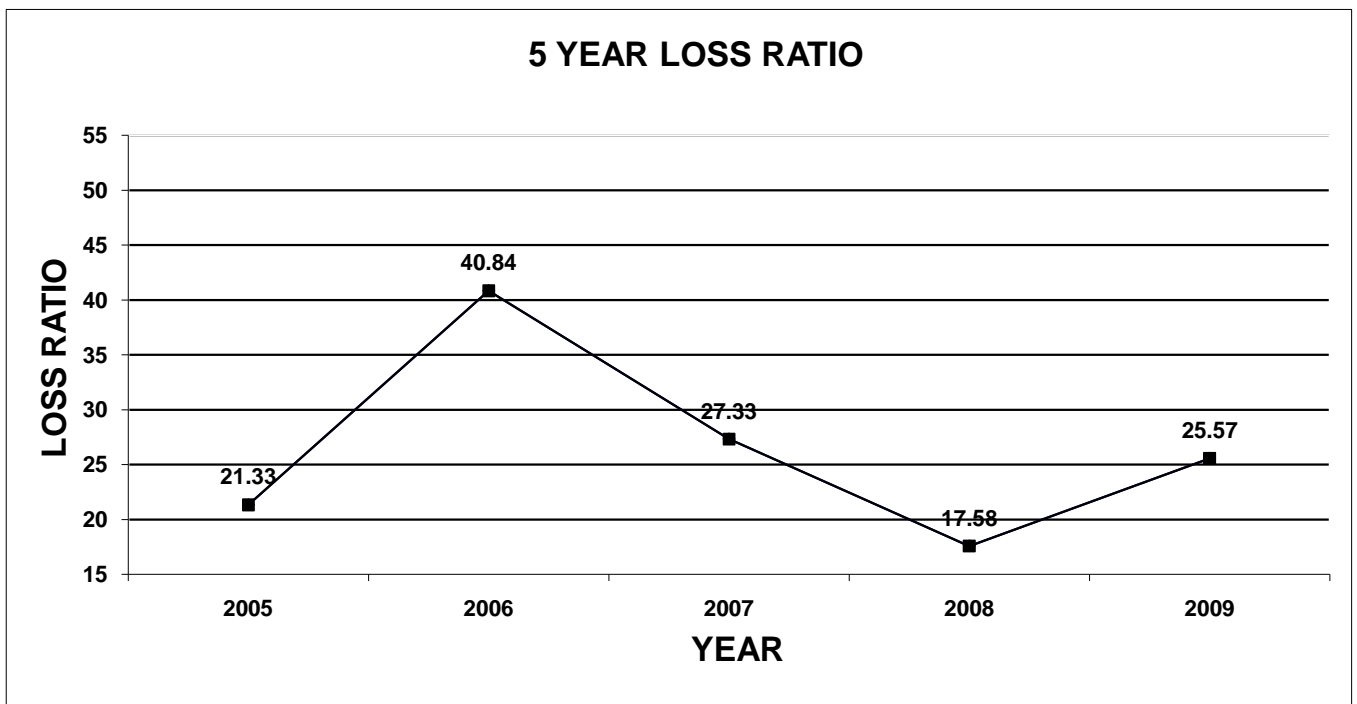
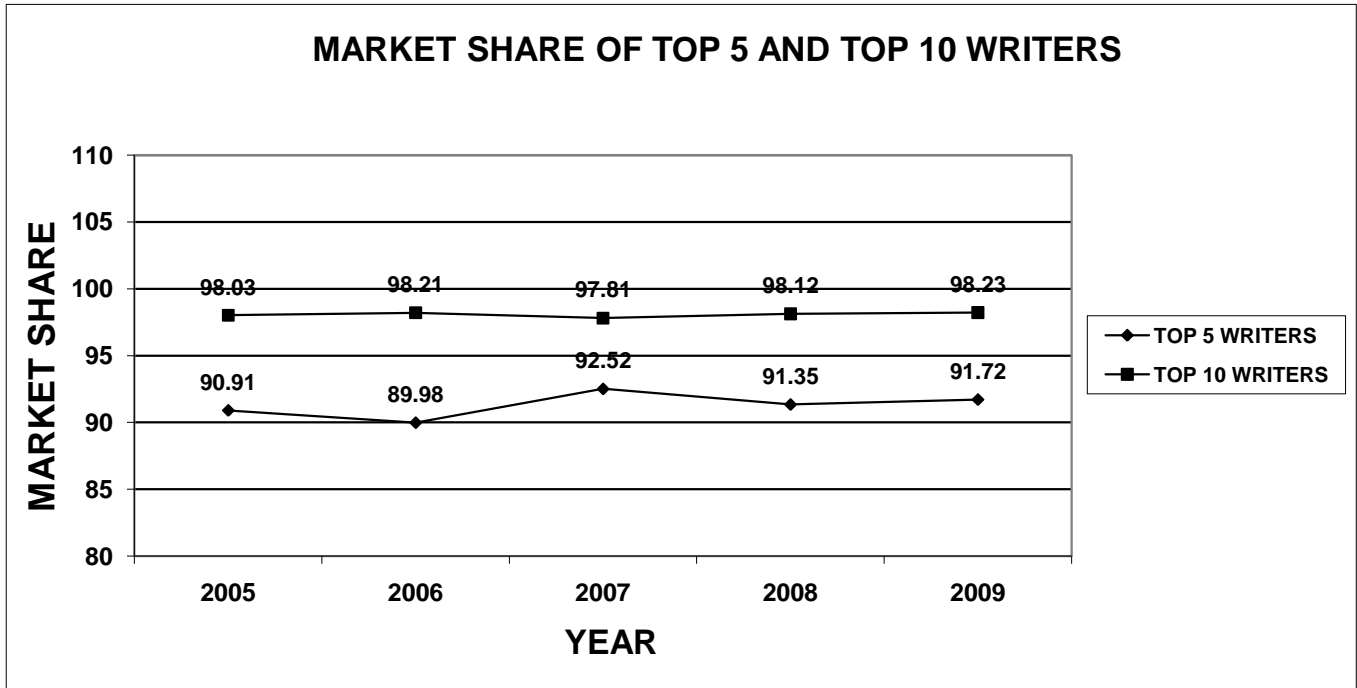
**MISSOURI PRIVATE PASSENGER AUTO INSURANCE
(Underinsured Motorist)**



2009 PROPERTY/CASUALTY INSURANCE
TOTALS BY LINE OF BUSINESS - PRIVATE PASSENGER (Accidental Death & Disability/Dismemberment)

OBS	COMPANY NAME	MARKET SHARE	DIRECT PREMIUMS WRITTEN	DIRECT PREMIUMS EARNED	DIRECT LOSSES PAID	DIRECT LOSSES INCURRED	LOSS RATIO
1	SHELTER MUTUAL INSURANCE COMPANY	47.76%	\$1,397,659	\$1,400,210	\$313,900	\$357,245	25.51%
2	AMERICAN FAMILY MUTUAL INSURANCE COMPANY	22.13%	\$647,627	\$652,885	\$190,000	\$171,029	26.20%
3	STATE FARM MUTUAL AUTOMOBILE INSURANCE C	16.40%	\$479,848	\$481,746	\$195,000	\$228,972	47.53%
4	FIRST ACCEPTANCE INSURANCE COMPANY INC	2.81%	\$82,266	\$96,941	\$60,177	\$5,585	5.76%
5	DIRECT GENERAL INSURANCE COMPANY	2.61%	\$76,394	\$65,702	\$0	\$3,000	4.57%
6	AMERICAN STANDARD INSURANCE COMPANY OF V	2.00%	\$58,383	\$59,860	\$20,000	\$16,492	27.55%
7	FARM BUREAU TOWN & COUNTRY INS CO OF MO	1.59%	\$46,449	\$46,348	\$0	\$1,584	3.42%
8	AUTOMOBILE CLUB INTER-INSURANCE EXCHANGE	1.39%	\$40,656	\$36,596	\$0	\$0	0.00%
9	DIRECT NATIONAL INSURANCE COMPANY	0.89%	\$26,160	\$27,593	\$0	\$0	0.00%
10	FARMERS INSURANCE COMPANY INC	0.64%	\$18,795	\$19,918	\$0	\$0	0.00%
11	STATE FARM FIRE AND CASUALTY COMPANY	0.59%	\$17,138	\$17,292	\$20,000	\$20,000	115.66%
12	COUNTRY PREFERRED INSURANCE COMPANY	0.24%	\$7,053	\$6,865	\$0	\$0	0.00%
13	SHELTER GENERAL INSURANCE COMPANY	0.19%	\$5,472	\$5,753	\$0	\$0	0.00%
14	AMERICAN NATIONAL PROPERTY & CASUALTY COI	0.18%	\$5,244	\$5,284	\$0	\$0	0.00%
15	DAIRYLAND INSURANCE COMPANY	0.17%	\$4,897	\$5,685	\$0	-\$1,477	-25.98%
16	COUNTRY MUTUAL INSURANCE COMPANY	0.11%	\$3,229	\$3,190	\$0	\$0	0.00%
17	MID CENTURY INSURANCE COMPANY	0.07%	\$1,955	\$2,178	\$0	\$0	0.00%
18	GUIDEONE AMERICA INSURANCE COMPANY	0.06%	\$1,716	\$1,667	\$0	\$0	0.00%
19	GRINNELL SELECT INSURANCE COMPANY	0.06%	\$1,645	\$1,608	\$0	\$0	0.00%
20	SENTRY INSURANCE A MUTUAL COMPANY	0.03%	\$822	\$755	\$0	-\$181	-23.97%
21	GUIDEONE ELITE INSURANCE COMPANY	0.03%	\$778	\$842	\$0	\$0	0.00%
22	AMERICAN NATIONAL GENERAL INSURANCE COMF	0.02%	\$454	-\$23	\$0	\$0	0.00%
23	GUIDEONE MUTUAL INSURANCE COMPANY	0.01%	\$371	\$384	\$0	\$0	0.00%
24	GRINNELL MUTUAL REINSURANCE COMPANY	0.01%	\$349	\$349	\$0	\$0	0.00%
25	MILLERS CLASSIFIED INSURANCE COMPANY	0.01%	\$319	\$320	\$0	-\$1	-0.31%
26	COUNTRY CASUALTY INSURANCE COMPANY	0.01%	\$224	\$228	\$0	\$0	0.00%
27	MIDDLESEX INSURANCE COMPANY	0.00%	\$114	\$171	\$0	\$21	12.28%
28	MILLERS FIRST INSURANCE COMANY	0.00%	\$87	\$85	\$0	\$0	0.00%
29	OMNI INSURANCE COMPANY	0.00%	\$54	\$60	\$0	\$0	0.00%
30	GUIDEONE SPECIALTY MUTUAL INSURANCE COMP	0.00%	\$15	\$15	\$0	\$0	0.00%
31	AMERICAN MOTORISTS INSURANCE COMPANY	0.00%	\$0	\$0	-\$400	-\$50,400	N/A
TOTAL		100.00%	\$2,926,173	\$2,940,507	\$798,677	\$751,869	25.57%

**MISSOURI PRIVATE PASSENGER AUTO INSURANCE
(Accidental Death & Disability/Dismemberment)**



**2009 PROPERTY/CASUALTY INSURANCE
TOTALS BY LINE OF BUSINESS - COMMERCIAL AUTO LIABILITY (Bodily Injury)**

OBS	COMPANY NAME	MARKET SHARE	DIRECT PREMIUMS WRITTEN	DIRECT PREMIUMS EARNED	DIRECT LOSSES PAID	DIRECT LOSSES INCURRED	LOSS RATIO
1	ACE AMERICAN INSURANCE COMPANY	5.68%	\$13,498,144	\$13,867,940	\$286,292	\$859,937	6.20%
2	GREAT WEST CASUALTY COMPANY	4.50%	\$10,685,412	\$11,282,544	\$6,535,512	\$4,447,319	39.42%
3	CINCINNATI INSURANCE COMPANY THE	3.87%	\$9,185,212	\$9,095,684	\$3,328,972	\$4,578,666	50.34%
4	DISCOVER PROPERTY AND CASUALTY INSURANCE	3.21%	\$7,615,911	\$8,134,209	\$2,214,880	\$1,118,318	13.75%
5	NATIONWIDE MUTUAL INSURANCE COMPANY	3.09%	\$7,343,228	\$8,051,537	\$6,322,738	\$2,705,983	33.61%
6	CONTINENTAL WESTERN INSURANCE COMPANY	2.94%	\$6,980,543	\$7,667,976	\$4,633,591	\$1,798,569	23.46%
7	ZURICH AMERICAN INSURANCE COMPANY	2.73%	\$6,491,121	\$5,810,068	\$14,722,557	\$7,290,648	125.48%
8	SENTRY SELECT INSURANCE COMPANY	2.35%	\$5,576,990	\$6,701,677	\$5,557,416	\$8,221,279	122.67%
9	ARTISAN AND TRUCKERS CASUALTY COMPANY	2.22%	\$5,259,706	\$4,965,017	\$408,035	\$2,823,236	56.86%
10	ACUITY A MUTUAL INSURANCE COMPANY	1.97%	\$4,682,436	\$4,782,584	\$770,061	\$2,646,319	55.33%
11	LIBERTY MUTUAL FIRE INSURANCE COMPANY	1.86%	\$4,414,439	\$5,114,801	\$2,371,116	-\$1,022,391	-19.99%
12	NATIONAL UNION FIRE INSURANCE COMPANY OF PI	1.77%	\$4,199,090	\$3,695,273	\$2,928,135	\$3,830,696	103.66%
13	TRAVELERS PROPERTY CASUALTY COMPANY OF A	1.75%	\$4,144,704	\$4,323,187	\$3,317,239	\$2,863,858	66.24%
14	EMPIRE FIRE AND MARINE INSURANCE CO	1.74%	\$4,121,530	\$4,922,977	\$13,881,932	\$11,178,699	227.07%
15	PHILADELPHIA INDEMNITY INSURANCE COMPANY	1.66%	\$3,942,953	\$3,900,957	\$683,848	\$3,071,916	78.75%
16	NORTHLAND INSURANCE COMPANY	1.65%	\$3,911,409	\$3,587,283	\$1,928,621	\$285,261	7.95%
17	STATE FARM MUTUAL AUTOMOBILE INSURANCE CC	1.47%	\$3,494,228	\$3,518,966	\$4,023,941	\$5,162,896	146.72%
18	FEDERATED MUTUAL INSURANCE COMPANY	1.37%	\$3,251,756	\$3,351,215	\$2,886,209	\$1,572,570	46.93%
19	AMERICAN FAMILY MUTUAL INSURANCE COMPANY	1.34%	\$3,187,970	\$3,210,796	\$2,256,167	\$3,365,552	104.82%
20	INSURANCE COMPANY OF THE STATE OF PENNSYL'	1.22%	\$2,891,330	\$4,434,119	\$1,941,230	\$3,072,872	69.30%
21	CAROLINA CASUALTY INSURANCE COMPANY	1.14%	\$2,714,654	\$4,382,586	\$3,318,532	\$2,936,889	67.01%
22	OWNERS INSURANCE COMPANY	1.13%	\$2,690,503	\$2,600,315	\$1,980,520	\$2,396,394	92.16%
23	UNITED FINANCIAL CASUALTY COMPANY	1.12%	\$2,662,989	\$3,047,671	\$1,359,860	\$35,062	1.15%
24	CHARTER OAK FIRE INSURANCE CO THE	1.08%	\$2,572,501	\$2,453,015	\$1,017,921	\$2,374,905	96.82%
25	UNITED FIRE AND CASUALTY COMPANY	1.08%	\$2,561,931	\$2,647,009	\$1,247,665	\$2,914,079	110.09%
26	CONSUMERS INSURANCE USA INC	1.05%	\$2,485,406	\$2,519,494	\$2,272,640	\$4,127,851	163.84%
27	SAVERS PROPERTY & CASUALTY INSURANCE COMI	1.01%	\$2,405,343	\$2,520,904	\$779,024	\$925,888	36.73%
28	STATE NATIONAL INSURANCE COMPANY INC	0.97%	\$2,310,626	\$1,669,310	\$118,772	\$340,607	20.40%
29	UNIVERSAL UNDERWRITERS INS CO	0.94%	\$2,237,703	\$2,353,881	\$1,025,228	-\$6,900	-0.29%
30	AUTO OWNERS INSURANCE COMPANY	0.93%	\$2,210,467	\$2,295,512	\$4,197,161	\$392,465	17.10%
31	NATIONAL INTERSTATE INSURANCE COMPANY	0.91%	\$2,164,400	\$2,012,192	\$1,307,401	\$565,872	28.12%
32	SECURA INSURANCE A MUTUAL COMPANY	0.89%	\$2,106,429	\$2,030,167	\$1,523,362	\$1,102,643	54.31%
33	NATIONWIDE AGRIBUSINESS INSURANCE COMPANY	0.87%	\$2,071,741	\$2,066,978	\$170,637	\$919,353	44.48%
34	OAK RIVER INSURANCE COMPANY	0.84%	\$1,990,916	\$2,206,432	\$780,154	-\$2,431	-0.11%
35	MIDWESTERN INDEMNITY COMPANY THE	0.83%	\$1,960,506	\$2,058,068	\$1,140,131	\$679,359	33.01%
36	AMCO INSURANCE COMPANY	0.80%	\$1,897,546	\$2,064,004	\$469,414	\$654,574	31.71%
37	EMPLOYERS MUTUAL CASUALTY COMPANY	0.75%	\$1,775,681	\$1,843,936	\$769,487	\$637,831	34.59%
38	AMERISURE INSURANCE COMPANY	0.75%	\$1,772,507	\$1,845,205	\$105,202	\$346,632	18.79%
39	GENERAL CASUALTY COMPANY OF WISCONSIN	0.74%	\$1,765,293	\$1,840,381	\$2,510,812	\$2,833,607	153.97%
40	NEW HAMPSHIRE INSURANCE COMPANY	0.69%	\$1,641,614	\$1,948,504	\$239,127	\$897,400	46.06%
41	GREAT AMERICAN ASSURANCE COMPANY	0.69%	\$1,641,110	\$1,570,282	\$218,233	\$678,432	43.20%
42	NETHERLANDS INSURANCE COMPANY THE	0.69%	\$1,629,778	\$1,598,442	\$454,438	\$2,591,461	162.12%
43	HARTFORD UNDERWRITERS INSURANCE COMPANY	0.68%	\$1,621,899	\$1,774,067	\$595,547	\$466,500	26.30%
44	PEERLESS INDEMNITY INSURANCE COMPANY	0.62%	\$1,471,202	\$1,128,598	\$304,170	\$621,852	55.10%
45	SENTINEL INSURANCE COMPANY LTD	0.62%	\$1,463,079	\$1,260,024	\$232,132	\$475,902	37.77%
46	AMERICAN STATES INSURANCE COMPANY	0.61%	\$1,440,789	\$1,563,947	\$2,170,296	\$1,264,423	80.85%
47	COLUMBIA MUTUAL INSURANCE COMPANY	0.60%	\$1,414,258	\$1,451,635	\$582,202	\$876,827	60.40%
48	STATE AUTO PROPERTY & CASUALTY INSURANCE (0.56%	\$1,338,063	\$1,370,538	\$272,712	\$474,025	34.59%
49	NATIONAL CASUALTY COMPANY	0.55%	\$1,312,094	\$1,254,201	\$493,994	\$445,803	35.54%
50	FEDERATED SERVICE INSURANCE COMPANY	0.53%	\$1,262,181	\$1,276,426	\$255,348	\$472,865	37.05%
51	NATIONAL INDEMNITY COMPANY	0.53%	\$1,260,438	\$1,277,641	\$1,169,473	\$1,131,533	88.56%
52	HAWKEYE SECURITY INSURANCE COMPANY	0.52%	\$1,228,538	\$1,340,151	\$919,401	\$657,949	49.10%
53	EVEREST NATIONAL INSURANCE COMPANY	0.52%	\$1,225,113	\$1,057,053	-\$33,917	\$644,661	60.99%
54	AMERISURE MUTUAL INSURANCE COMPANY	0.52%	\$1,223,488	\$1,277,391	\$528,645	\$175,461	13.74%
55	ST PAUL FIRE & MARINE INSURANCE COMPANY	0.51%	\$1,215,533	\$1,259,606	\$361,595	\$1,084,469	86.10%
56	HARTFORD FIRE INSURANCE COMPANY	0.51%	\$1,212,217	\$1,966,411	\$1,232,652	\$879,350	44.72%
57	GRINNELL MUTUAL REINSURANCE COMPANY	0.48%	\$1,149,647	\$1,184,165	\$511,434	\$524,165	44.26%
58	TRUCK INSURANCE EXCHANGE	0.48%	\$1,129,918	\$1,100,676	\$185,499	\$222,772	20.24%
59	SHELTER GENERAL INSURANCE COMPANY	0.47%	\$1,105,803	\$1,123,756	\$302,203	\$50,008	4.45%
60	EMCASCO INSURANCE COMPANY	0.46%	\$1,083,000	\$944,131	\$67,100	\$277,494	29.39%

**2009 PROPERTY/CASUALTY INSURANCE
TOTALS BY LINE OF BUSINESS - COMMERCIAL AUTO LIABILITY (Bodily Injury)**

OBS	COMPANY NAME	MARKET SHARE	DIRECT PREMIUMS WRITTEN	DIRECT PREMIUMS EARNED	DIRECT LOSSES PAID	DIRECT LOSSES INCURRED	LOSS RATIO
61	TWIN CITY FIRE INSURANCE COMPANY	0.46%	\$1,081,595	\$1,402,791	\$142,754	\$651,381	46.43%
62	ACCEPTANCE CASUALTY INSURANCE CO	0.46%	\$1,081,486	\$1,348,553	\$872,271	\$2,023,544	150.05%
63	LANCER INSURANCE COMPANY	0.45%	\$1,062,145	\$975,966	\$33,117	\$35,450	3.63%
64	ARCH INSURANCE COMPANY	0.44%	\$1,054,415	\$1,036,569	\$110,548	\$598,648	57.75%
65	FARM BUREAU TOWN & COUNTRY INS CO OF MO	0.44%	\$1,049,437	\$1,044,796	\$623,906	\$1,181,461	113.08%
66	NAVIGATORS INSURANCE COMPANY	0.43%	\$1,014,050	\$1,004,726	\$294,031	\$1,119,975	111.47%
67	GATEWAY INSURANCE COMPANY	0.42%	\$1,008,510	\$970,781	\$199,097	\$182,202	18.77%
68	BITUMINOUS CASUALTY CORPORATION	0.42%	\$995,519	\$1,040,512	\$558,392	\$234,199	22.51%
69	CHURCH MUTUAL INSURANCE COMPANY	0.42%	\$993,944	\$976,538	\$724,191	\$509,957	52.22%
70	SELECTIVE INSURANCE COMPANY OF SOUTH CARC	0.41%	\$961,793	\$889,538	\$73,388	\$1,092,130	122.77%
71	HARTFORD CASUALTY INSURANCE CO	0.39%	\$926,416	\$936,954	\$290,726	\$306,881	32.75%
72	NATIONAL LIABILITY & FIRE INSURANCE COMPANY	0.36%	\$856,281	\$854,694	\$250,122	-\$626,989	-73.36%
73	PEERLESS INSURANCE COMPANY	0.36%	\$853,700	\$970,619	\$818,955	\$439,780	45.31%
74	TRAVELERS INDEMNITY COMPANY	0.35%	\$829,725	\$779,547	\$123,761	\$55,994	7.18%
75	CAMERON MUTUAL INSURANCE COMPANY	0.35%	\$824,202	\$860,043	\$153,580	\$131,384	15.28%
76	ADDISON INSURANCE COMPANY	0.34%	\$813,395	\$805,720	\$1,698,798	\$1,278,793	158.71%
77	GENERAL INSURANCE COMPANY OF AMERICA	0.34%	\$811,142	\$991,052	\$170,677	-\$65,076	-6.57%
78	CHEROKEE INSURANCE COMPANY	0.34%	\$803,425	\$1,158,196	\$743,794	\$2,018,736	174.30%
79	ONEBEACON AMERICA INSURANCE COMPANY	0.34%	\$802,157	\$741,184	\$11,262	-\$51,727	-6.98%
80	CANAL INSURANCE COMPANY	0.33%	\$778,223	\$1,189,484	\$3,775,796	\$1,957,296	164.55%
81	VICTORIA FIRE & CASUALTY COMPANY	0.33%	\$777,602	\$539,358	\$21,437	\$154,332	28.61%
82	COMMERCE AND INDUSTRY INSURANCE CO	0.33%	\$774,789	\$707,292	\$322,241	\$79,179	11.19%
83	WAUSAU UNDERWRITERS INSURANCE COMPANY	0.33%	\$774,553	\$530,519	\$1,986	-\$78,255	-14.75%
84	AMERICAN ALTERNATIVE INSURANCE CORPORATIC	0.31%	\$742,494	\$723,770	\$152,348	\$614,742	84.94%
85	FEDERAL INSURANCE COMPANY	0.31%	\$734,596	\$821,067	\$290,839	\$378,843	46.14%
86	FEDERATED RURAL ELECTRIC INSURANCE EXCHAN	0.29%	\$693,808	\$647,449	\$77,253	\$235,949	36.44%
87	CONTINENTAL CASUALTY COMPANY	0.26%	\$628,376	\$862,074	\$1,773,256	-\$677,121	-78.55%
88	HARCO NATIONAL INSURANCE COMPANY	0.26%	\$623,901	\$1,182,150	\$2,349,763	\$1,284,828	108.69%
89	NATIONAL CONTINENTAL INSURANCE COMPANY	0.25%	\$582,524	\$351,079	\$0	\$386,618	110.12%
90	AMERICAN ECONOMY INSURANCE COMPANY	0.24%	\$579,080	\$594,133	\$65,000	-\$48,644	-8.19%
91	FARMERS INSURANCE EXCHANGE	0.24%	\$573,715	\$598,946	\$183,511	\$124,899	20.85%
92	PHOENIX INSURANCE COMPANY THE	0.24%	\$567,582	\$478,653	\$14,555	\$99,619	20.81%
93	WESTCHESTER FIRE INSURANCE COMPANY	0.24%	\$563,619	\$563,619	\$0	-\$76,027	-13.95%
94	AMERICAN GUARANTEE & LIABILITY INSURANCE CO	0.23%	\$555,422	\$708,712	\$131,108	\$673,560	95.04%
95	NATIONAL SPECIALTY INSURANCE COMPANY	0.22%	\$524,683	\$527,564	\$71,036	\$241,911	45.85%
96	GUIDEONE MUTUAL INSURANCE COMPANY	0.22%	\$520,219	\$504,794	\$120,388	\$713,129	141.27%
97	PRAETORIAN INSURANCE COMPANY	0.22%	\$515,562	\$302,579	-\$17,875	\$14,784	4.89%
98	REGENT INSURANCE COMPANY	0.22%	\$510,791	\$427,963	\$248,390	\$634,793	148.33%
99	CONTINENTAL INSURANCE COMPANY THE	0.21%	\$498,857	\$428,064	\$183,292	\$597,029	139.47%
100	SENTRY INSURANCE A MUTUAL COMPANY	0.21%	\$498,412	\$526,057	\$403,679	\$358,844	68.21%
101	ALLSTATE INSURANCE COMPANY	0.21%	\$492,639	\$397,789	\$676,970	\$317,461	79.81%
102	EMPLOYERS FIRE INSURANCE COMPANY	0.20%	\$465,145	\$530,178	\$26,422	\$428,801	80.88%
103	PENNSYLVANIA LUMBERMENS MUTUAL INSURANCE	0.19%	\$461,070	\$515,163	\$435,445	-\$38,619	-7.50%
104	EMPLOYERS INSURANCE COMPANY OF WAUSAU	0.19%	\$460,224	\$470,364	-\$702	\$33,845	7.20%
105	FIRST NATIONAL INSURANCE COMPANY OF AMERIC	0.19%	\$452,649	\$710,018	\$150,208	\$75,571	10.64%
106	OCCIDENTAL FIRE & CASUALTY COMPANY OF NOR1	0.19%	\$445,896	\$661,804	\$1,705,048	\$343,412	51.89%
107	OHIO CASUALTY INSURANCE COMPANY	0.19%	\$445,335	\$557,474	\$27,087	-\$39,971	-7.17%
108	MAXUM CASUALTY INSURANCE COMPANY	0.19%	\$440,379	\$356,811	\$61,056	\$144,204	40.41%
109	OLD REPUBLIC INSURANCE COMPANY	0.18%	\$433,685	\$419,419	\$38,567	-\$23,431	-5.59%
110	AMERICAN AUTOMOBILE INSURANCE COMPANY	0.18%	\$428,528	\$296,549	\$13,793	\$33,477	11.29%
111	GRANITE STATE INSURANCE COMPANY	0.18%	\$428,453	\$457,877	\$338,043	\$273,458	59.72%
112	STAR INSURANCE COMPANY	0.18%	\$425,768	\$347,639	\$25,799	\$129,357	37.21%
113	MID CENTURY INSURANCE COMPANY	0.18%	\$420,406	\$346,081	\$2,755	\$51,604	14.91%
114	PENN MILLERS INSURANCE COMPANY	0.17%	\$409,292	\$315,302	\$14,757	\$55,323	17.55%
115	BITUMINOUS FIRE AND MARINE INS CO	0.17%	\$399,907	\$379,683	\$103,508	\$112,660	29.67%
116	STRATFORD INSURANCE COMPANY	0.17%	\$395,355	\$393,148	\$147,344	\$67,165	17.08%
117	NORTHFIELD INSURANCE COMPANY	0.16%	\$390,112	\$425,679	\$109,672	\$42,646	10.02%
118	GREAT NORTHERN INSURANCE COMPANY	0.16%	\$379,113	\$382,855	\$27,391	\$24,827	6.48%
119	SAGAMORE INSURANCE COMPANY	0.16%	\$377,834	\$444,106	\$57,808	\$118,458	26.67%

**2009 PROPERTY/CASUALTY INSURANCE
TOTALS BY LINE OF BUSINESS - COMMERCIAL AUTO LIABILITY (Bodily Injury)**

OBS	COMPANY NAME	MARKET SHARE	DIRECT PREMIUMS WRITTEN	DIRECT PREMIUMS EARNED	DIRECT LOSSES PAID	DIRECT LOSSES INCURRED	LOSS RATIO
120	FARMLAND MUTUAL INSURANCE COMPANY	0.16%	\$374,481	\$368,682	\$98,988	\$154,636	41.94%
121	HAULERS INSURANCE COMPANY INC	0.15%	\$366,694	\$355,013	\$14,945	\$270,340	76.15%
122	TRAVELERS CASUALTY INSURANCE COMPANY OF A	0.15%	\$366,059	\$80,612	\$16,450	\$46,822	58.08%
123	LIBERTY INSURANCE CORPORATION	0.15%	\$352,272	\$276,813	\$2,808	\$383,238	138.45%
124	REDLAND INSURANCE COMPANY	0.14%	\$342,762	\$556,348	\$201,060	\$32,533	5.85%
125	VALLEY FORGE INSURANCE COMPANY	0.14%	\$341,868	\$300,668	\$7,088	\$27,308	9.08%
126	RLI INSURANCE COMPANY	0.14%	\$337,122	\$404,326	\$34,994	\$77,045	19.06%
127	STATE FARM FIRE AND CASUALTY COMPANY	0.14%	\$336,591	\$345,410	\$30,084	\$35,305	10.22%
128	SHELTER MUTUAL INSURANCE COMPANY	0.14%	\$334,067	\$338,744	\$500,400	\$338,037	99.79%
129	MARYLAND CASUALTY COMPANY	0.14%	\$332,831	\$360,088	\$574,373	\$300,931	83.57%
130	TRAVELERS INDEMNITY COMPANY OF AMERICA	0.14%	\$326,046	\$315,366	\$15,574	\$117,121	37.14%
131	UNIVERSAL UNDERWRITERS OF TEXAS INSURANCE	0.14%	\$322,955	\$322,955	\$34,500	\$47,900	14.83%
132	LIBERTY MUTUAL INSURANCE COMPANY	0.14%	\$320,774	\$397,712	\$2,001,570	\$173,946	43.74%
133	WESTFIELD INSURANCE COMPANY	0.13%	\$310,871	\$336,420	\$72,499	\$262,274	77.96%
134	AMERICAN SERVICE INSURANCE COMPANY	0.13%	\$302,575	\$319,129	\$163,153	\$232,981	73.01%
135	WEST AMERICAN INSURANCE COMPANY	0.13%	\$301,672	\$373,948	\$20,709	-\$16,373	-4.38%
136	INDEMNITY INSURANCE COMPANY OF NORTH AMER	0.12%	\$286,377	\$253,793	\$0	-\$91,116	-35.90%
137	NATIONAL FIRE INSURANCE COMPANY OF HARTFO	0.12%	\$285,400	\$306,916	\$90,437	\$246,887	80.44%
138	ARGONAUT MIDWEST INSURANCE COMPANY	0.12%	\$279,574	\$269,476	\$33,571	\$145,200	53.88%
139	TRANSGUARD INSURANCE COMPANY OF AMERICA I	0.12%	\$277,485	\$278,152	\$88,658	-\$5,566	-2.00%
140	VICTORIA AUTOMOBILE INSURANCE COMPANY	0.11%	\$269,318	\$387,598	\$64,821	-\$14,429	-3.72%
141	ARGONAUT GREAT CENTRAL INSURANCE CO	0.11%	\$264,251	\$281,553	\$413,462	\$325,487	115.60%
142	NATIONAL AMERICAN INSURANCE COMPANY	0.11%	\$258,231	\$274,417	\$154,500	\$174,581	63.62%
143	ILLINOIS NATIONAL INSURANCE COMPANY	0.11%	\$256,900	\$283,822	\$64,500	\$22,542	7.94%
144	BROTHERHOOD MUTUAL INSURANCE CO	0.10%	\$243,497	\$255,514	\$78,680	\$178,271	69.77%
145	PHARMACISTS MUTUAL INSURANCE COMPANY	0.09%	\$217,855	\$229,571	\$95,058	\$128,185	55.84%
146	TRANSPORTATION INSURANCE COMPANY	0.09%	\$217,127	\$435,153	\$30,588	\$78,311	18.00%
147	T H E INSURANCE COMPANY	0.09%	\$214,797	\$214,126	\$33,118	\$57,806	27.00%
148	AMERICAN FIRE & CASUALTY COMPANY	0.09%	\$208,419	\$264,428	\$38,736	\$8,427	3.19%
149	AMERICAN NATIONAL PROPERTY & CASUALTY COM	0.09%	\$207,754	\$199,481	\$11,016	\$224,226	112.40%
150	PLAZA INSURANCE COMPANY	0.09%	\$206,618	\$98,287	\$2,535	\$56,161	57.14%
151	HUDSON INSURANCE COMPANY	0.09%	\$205,389	\$205,389	\$1,260	\$44,858	21.84%
152	GREAT AMERICAN INSURANCE COMPANY	0.08%	\$193,790	\$136,463	\$356,007	-\$75,727	-55.49%
153	WAUSAU BUSINESS INSURANCE COMPANY	0.08%	\$179,633	\$218,769	\$20,500	-\$57,760	-26.40%
154	DELOS INSURANCE COMPANY	0.07%	\$172,483	\$113,220	\$14,212	\$55,078	48.65%
155	FARMERS ALLIANCE MUTUAL INSURANCE COMPAN	0.07%	\$168,143	\$178,675	\$24,237	\$7,237	4.05%
156	RIVERPORT INSURANCE COMPANY	0.07%	\$166,661	\$191,676	\$8,724	\$71,487	37.30%
157	ZURICH AMERICAN INSURANCE COMPANY OF ILLIN	0.07%	\$161,033	\$217,745	\$47,550	-\$701,429	-322.13%
158	SELECTIVE INSURANCE COMPANY OF THE SOUTHE	0.07%	\$156,477	\$138,460	\$12,680	\$78,178	56.46%
159	FIREMANS FUND INSURANCE COMPANY	0.06%	\$138,679	\$159,301	\$170,633	\$320,274	201.05%
160	AMERICAN CASUALTY COMPANY OF READING PENN	0.06%	\$137,640	\$146,395	\$174,331	-\$646,691	-441.74%
161	HARLEYSVILLE INSURANCE COMPANY	0.06%	\$132,524	\$128,102	\$2,820	\$15,579	12.16%
162	ST PAUL PROTECTIVE INSURANCE COMPANY	0.05%	\$127,960	\$130,947	\$7,317	\$36,252	27.68%
163	WESCO INSURANCE COMPANY	0.05%	\$126,081	\$249,866	\$92,966	\$344,932	138.05%
164	SENTRY CASUALTY COMPANY	0.05%	\$121,190	\$130,869	\$64,965	\$509,690	389.47%
165	UNION INSURANCE COMPANY OF PROVIDENCE	0.05%	\$119,814	\$90,473	\$0	\$34,273	37.88%
166	PROPERTY & CASUALTY INSURANCE COMPANY OF	0.05%	\$115,228	\$114,494	\$56,545	\$30,204	26.38%
167	FLORISTS MUTUAL INSURANCE COMPANY	0.05%	\$114,978	\$115,051	\$23,729	\$20,958	18.22%
168	MASSACHUSETTS BAY INSURANCE COMPANY	0.05%	\$109,971	\$110,635	\$0	\$12,693	11.47%
169	CASTLEPOINT NATIONAL INSURANCE COMPANY	0.05%	\$107,275	\$99,294	\$1,510,844	\$172,569	173.80%
170	QBE INSURANCE CORPORATION	0.04%	\$100,904	\$60,077	\$2,460	\$11,040	18.38%
171	ALPHA PROPERTY & CASUALTY INSURANCE CO	0.04%	\$93,297	\$177,024	\$39,352	\$233,202	131.73%
172	ALLSTATE INDEMNITY COMPANY	0.04%	\$91,041	\$213,219	\$1,114,939	\$734,490	344.48%
173	SCOTTSDALE INDEMNITY COMPANY	0.04%	\$88,390	\$55,801	\$8,040	\$33,635	60.28%
174	HANOVER INSURANCE COMPANY THE	0.04%	\$88,285	\$65,318	\$10,212	\$57,917	88.67%
175	LIBERTY INSURANCE UNDERWRITERS INC.	0.04%	\$86,147	\$70,087	\$0	\$46,468	66.30%
176	ASSURANCE COMPANY OF AMERICA	0.03%	\$82,283	\$64,748	\$0	\$11,243	17.36%
177	CITIZENS INSURANCE COMPANY OF AMERICA	0.03%	\$80,485	\$67,022	\$20,000	\$100,168	149.46%
178	ST PAUL MERCURY INSURANCE COMPANY	0.03%	\$77,981	\$297,548	\$59,972	-\$211,422	-71.05%

2009 PROPERTY/CASUALTY INSURANCE
TOTALS BY LINE OF BUSINESS - COMMERCIAL AUTO LIABILITY (Bodily Injury)

OBS	COMPANY NAME	MARKET SHARE	DIRECT PREMIUMS WRITTEN	DIRECT PREMIUMS EARNED	DIRECT LOSSES PAID	DIRECT LOSSES INCURRED	LOSS RATIO
179	21ST CENTURY NATIONAL INSURANCE COMPANY	0.03%	\$72,974	\$100,961	\$152,700	-\$112,536	-111.46%
180	SELECTIVE INSURANCE COMPANY OF AMERICA	0.03%	\$72,535	\$12,740	\$95	\$2,735	21.47%
181	XL SPECIALTY INSURANCE COMPANY	0.03%	\$70,983	\$84,905	\$468,000	\$128,937	151.86%
182	LM INSURANCE CORPORATION	0.03%	\$70,820	\$109,696	\$19,091	\$4,102	3.74%
183	COOPERATIVE MUTUAL INSURANCE COMPANY	0.03%	\$69,893	\$60,347	\$5,529	\$1,600	2.65%
184	SOMPO JAPAN INSURANCE COMPANY OF AMERICA	0.03%	\$66,612	\$66,057	\$3,737	-\$3,567	-5.40%
185	NATIONAL SURETY CORPORATION	0.03%	\$65,371	\$52,751	\$36,499	-\$17,711	-33.57%
186	OLD REPUBLIC GENERAL INSURANCE CORPORATIC	0.03%	\$64,644	\$75,208	\$0	\$21,155	28.13%
187	WEST BEND MUTUAL INSURANCE COMPANY	0.03%	\$64,577	\$16,758	\$0	\$1,807	10.78%
188	CUMIS INSURANCE SOCIETY INC	0.03%	\$64,539	\$68,511	\$5,715	\$3,506	5.12%
189	MID-CONTINENT CASUALTY COMPANY	0.03%	\$63,860	\$87,123	\$8,056	-\$7,741	-8.89%
190	AMERICAN INSURANCE COMPANY THE	0.03%	\$63,202	\$58,049	\$518,082	\$142,637	245.72%
191	MITSUI SUMITOMO INSURANCE COMPANY OF AMER	0.03%	\$62,447	\$62,036	\$80,538	-\$84,015	-135.43%
192	MARKEL AMERICAN INSURANCE COMPANY	0.03%	\$60,547	\$71,771	\$4,219	\$13,529	18.85%
193	NATIONAL TRUST INSURANCE COMPANY	0.02%	\$58,292	\$48,420	\$1,571	\$4,677	9.66%
194	NATIONAL FARMERS UNION PROPERTY & CASUALT	0.02%	\$55,007	\$54,124	\$18,491	\$59,698	110.30%
195	FIRST LIBERTY INSURANCE CORP THE	0.02%	\$50,988	\$50,856	\$0	\$9,823	19.32%
196	AMERICAN MODERN HOME INSURANCE CO	0.02%	\$50,572	\$50,572	\$924	\$4,496	8.89%
197	ST PAUL GUARDIAN INSURANCE COMPANY	0.02%	\$49,478	\$52,783	-\$9,261	-\$26,641	-50.47%
198	GREENWICH INSURANCE COMPANY	0.02%	\$49,399	\$47,821	-\$4,130	-\$189,762	-396.82%
199	TRAVELERS CASUALTY AND SURETY COMPANY	0.02%	\$47,427	\$47,427	\$0	\$34,634	73.03%
200	ALLMERICA FINANCIAL BENEFIT INSURANCE COMP,	0.02%	\$47,150	\$29,182	\$0	\$3,999	13.70%
201	MITSUI SUMITOMO INSURANCE USA INC	0.02%	\$44,580	\$38,454	\$8,502	\$5,170	13.44%
202	GREAT AMERICAN ALLIANCE INSURANCE COMPANY	0.02%	\$42,047	\$105,426	\$24,141	\$11,515	10.92%
203	ACE PROPERTY AND CASUALTY INSURANCE COMP,	0.02%	\$41,478	\$51,960	\$112,584	-\$107,556	-207.00%
204	STONINGTON INSURANCE COMPANY	0.02%	\$40,155	\$137,970	\$44,454	-\$119,277	-86.45%
205	STATE AUTOMOBILE MUTUAL INSURANCE COMPAN	0.02%	\$39,777	\$50,913	\$16,243	-\$48,468	-95.20%
206	GOVERNMENT EMPLOYEES INSURANCE CO	0.02%	\$39,436	\$21,978	-\$2	\$7,516	34.20%
207	WESTPORT INSURANCE CORPORATION	0.02%	\$38,112	\$44,387	\$2,443,950	\$2,185,380	4923.47%
208	INFINITY AUTO INSURANCE COMPANY	0.01%	\$35,294	\$34,171	\$12,269	\$8,297	24.28%
209	NOVA CASUALTY COMPANY	0.01%	\$29,929	\$19,699	\$0	\$0	0.00%
210	PENNSYLVANIA GENERAL INSURANCE COMPANY	0.01%	\$29,786	\$151,733	\$19,850	\$60,426	39.82%
211	PENNSYLVANIA MANUFACTURERS ASSOCIATION IN	0.01%	\$29,515	\$26,248	\$24,084	\$19,072	72.66%
212	HARTFORD ACCIDENT & INDEMNITY CO	0.01%	\$28,764	\$29,371	\$1,277	\$1,379	4.70%
213	COUNTRY MUTUAL INSURANCE COMPANY	0.01%	\$28,313	\$30,535	\$0	\$8,946	29.30%
214	PREFERRED PROFESSIONAL INSURANCE COMPAN)	0.01%	\$26,940	\$30,061	\$7,006	\$5,255	17.48%
215	ACE FIRE UNDERWRITERS INSURANCE COMPANY	0.01%	\$25,651	\$38,141	\$12,112	\$126,131	330.70%
216	MARKEL INSURANCE COMPANY	0.01%	\$24,025	\$34,698	\$7,500	-\$6,329	-18.24%
217	STARR INDEMNITY & LIABILITY COMPANY	0.01%	\$22,088	\$6,483	\$0	\$3,482	53.71%
218	NORTHERN INSURANCE COMPANY OF NEW YORK	0.01%	\$19,828	\$22,661	-\$515,680	-\$534,949	-2360.66%
219	FCCI INSURANCE COMPANY	0.01%	\$12,958	\$6,767	\$0	\$503	7.43%
220	GREAT AMERICAN INSURANCE COMPANY OF NEW Y	0.01%	\$12,817	\$6,540	\$0	-\$9,079	-138.82%
221	TOWER NATIONAL INSURANCE COMPANY	0.01%	\$12,369	\$11,350	\$0	\$1,465	12.91%
222	INTEGON NATIONAL INSURANCE COMPANY	0.00%	\$10,858	\$14,468	\$0	\$0	0.00%
223	GREAT DIVIDE INSURANCE COMPANY	0.00%	\$10,834	\$11,718	\$2,046	\$6,073	51.83%
224	XL INSURANCE AMERICA INC	0.00%	\$10,481	\$11,499	\$0	\$1,223	10.64%
225	PROTECTIVE INSURANCE COMPANY	0.00%	\$8,772	\$8,772	\$1,430	\$28,017	319.39%
226	PENNSYLVANIA MANUFACTURERS INDEMNITY COM	0.00%	\$6,778	\$4,499	\$0	\$499	11.09%
227	1ST AUTO & CASUALTY INSURANCE COMPANY	0.00%	\$6,612	\$5,265	\$0	\$0	0.00%
228	CHRYSLER INSURANCE COMPANY	0.00%	\$6,204	\$14,427	\$23	-\$8,168	-56.62%
229	TOWER INSURANCE COMPANY OF NEW YORK	0.00%	\$5,179	\$4,802	\$0	\$859	17.89%
230	CAPITOL INDEMNITY CORPORATION	0.00%	\$4,920	\$2,035	\$0	\$570	28.01%
231	COMPANION PROPERTY AND CASUALTY INSURANC	0.00%	\$4,692	\$1,391	\$0	\$674	48.45%
232	ROCKFORD MUTUAL INSURANCE COMPANY	0.00%	\$4,179	\$3,751	\$0	\$3,000	79.98%
233	SAFECO INSURANCE COMPANY OF AMERICA	0.00%	\$4,170	\$7,155	-\$1	\$1,320	18.45%
234	AGRI GENERAL INSURANCE COMPANY	0.00%	\$3,379	\$922	\$0	\$0	0.00%
235	MERIDIAN CITIZENS MUTUAL INSURANCE COMPANY	0.00%	\$3,122	\$1,293	\$0	\$372	28.77%
236	VANLINER INSURANCE COMPANY	0.00%	\$2,466	\$2,261	\$0	\$141	6.24%
237	REPUBLIC WESTERN INSURANCE COMPANY	0.00%	\$2,000	\$2,000	\$0	-\$90,416	-4520.80%

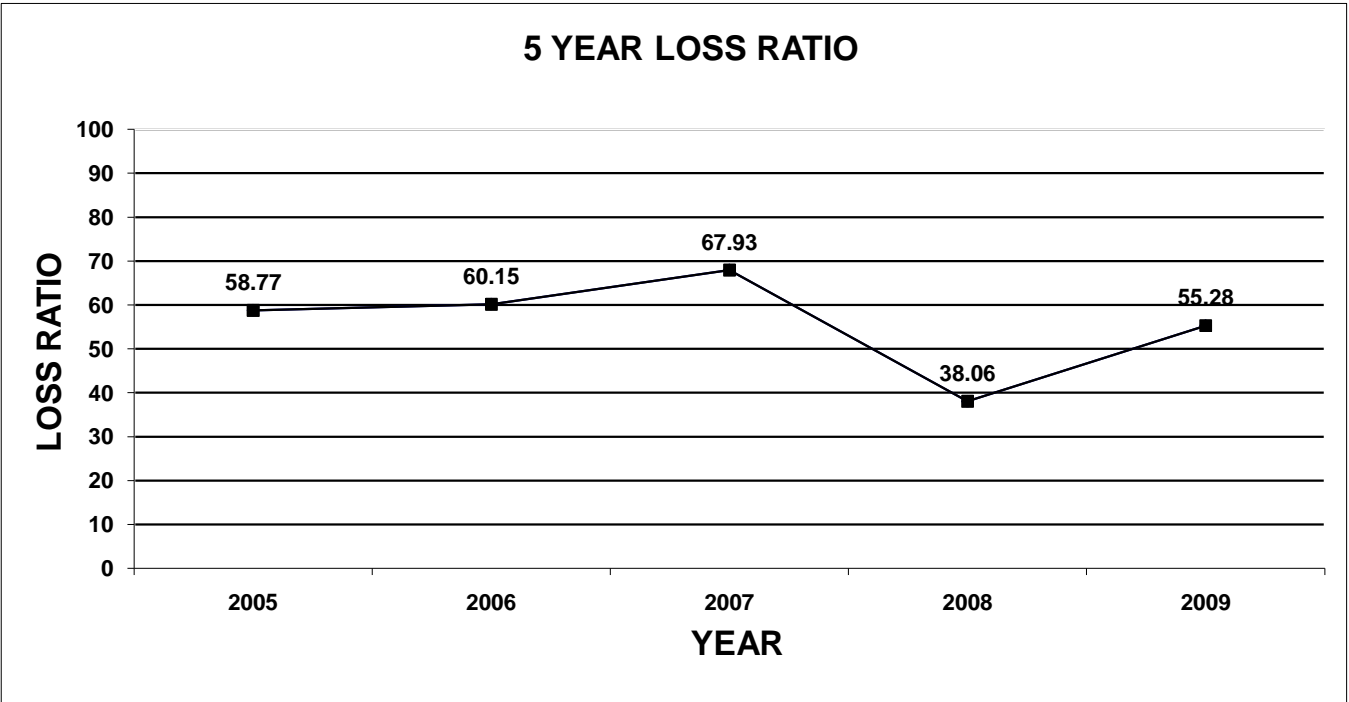
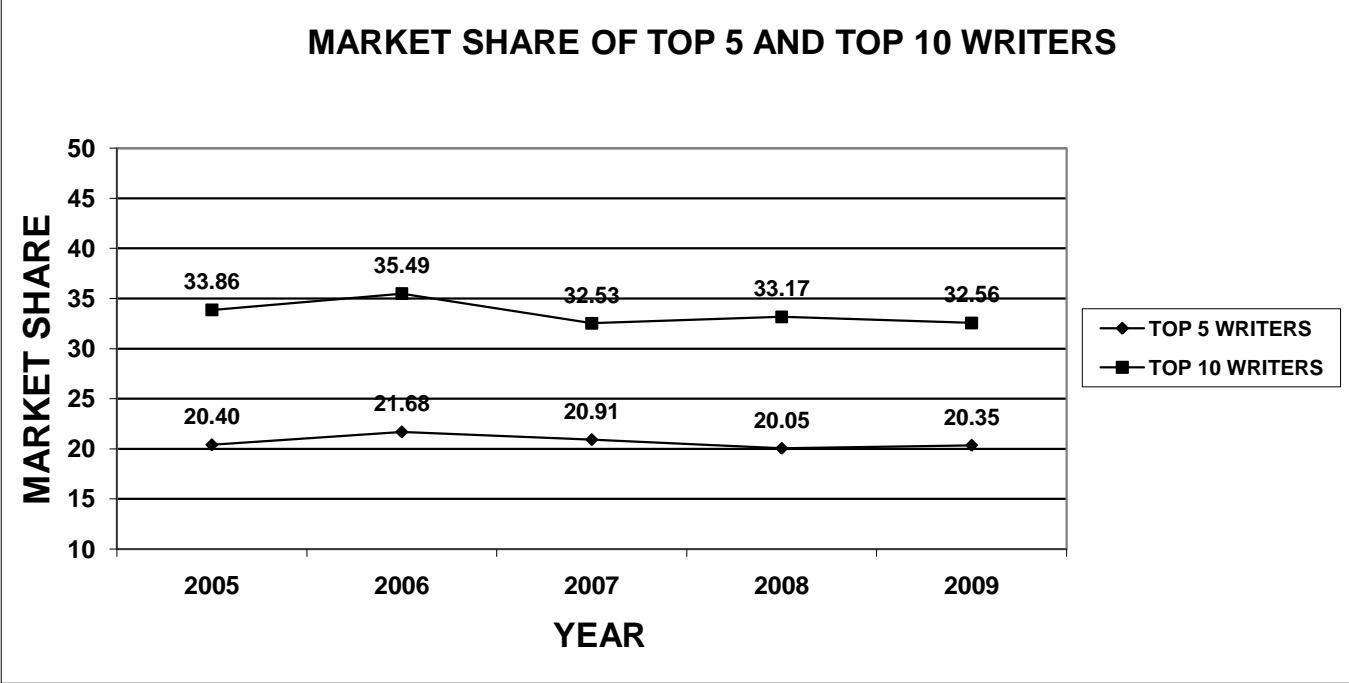
**2009 PROPERTY/CASUALTY INSURANCE
TOTALS BY LINE OF BUSINESS - COMMERCIAL AUTO LIABILITY (Bodily Injury)**

OBS	COMPANY NAME	MARKET SHARE	DIRECT PREMIUMS WRITTEN	DIRECT PREMIUMS EARNED	DIRECT LOSSES PAID	DIRECT LOSSES INCURRED	LOSS RATIO
238	ASSOCIATED INDEMNITY CORPORATION	0.00%	\$1,854	\$792	\$0	-\$1,770	-223.48%
239	ALLIED PROPERTY & CASUALTY INSURANCE COMP	0.00%	\$1,641	\$1,641	-\$846	-\$846	-51.55%
240	UTICA MUTUAL INSURANCE COMPANY	0.00%	\$1,481	\$4,767	\$9	-\$7,547	-158.32%
241	SOUTHERN INSURANCE COMPANY	0.00%	\$1,224	\$5,569	\$24,900	\$37,523	673.78%
242	DEPOSITORS INSURANCE COMPANY	0.00%	\$1,220	\$1,688	\$646	\$840	49.76%
243	ONEBEACON INSURANCE COMPANY	0.00%	\$1,031	\$2,001	\$228	\$8,962	447.88%
244	AMERICAN HARDWARE MUTUAL INSURANCE COMP	0.00%	\$958	\$958	\$0	\$137	14.30%
245	UNION INSURANCE COMPANY	0.00%	\$849	\$247	\$0	\$0	0.00%
246	PACIFIC INDEMNITY COMPANY	0.00%	\$736	\$777	\$0	-\$428	-55.08%
247	OHIO SECURITY INSURANCE COMPANY	0.00%	\$651	\$1,737	\$0	-\$478	-27.52%
248	SPARTA INSURANCE COMPANY	0.00%	\$650	\$568	\$0	\$315	55.46%
249	AXIS INSURANCE COMPANY	0.00%	\$591	\$539	\$0	\$325	60.30%
250	CHARTIS CASUALTY COMPANY	0.00%	\$458	\$648	\$0	\$0	0.00%
251	ARGONAUT INSURANCE COMPANY	0.00%	\$343	\$411	\$44	-\$14,605	-3553.53%
252	MID-CONTINENT ASSURANCE COMPANY	0.00%	\$321	\$352	\$0	\$0	0.00%
253	INFINITY STANDARD INSURANCE COMPANY	0.00%	\$225	\$14,438	\$0	-\$5,166	-35.78%
254	AMERICAN STANDARD INSURANCE COMPANY OF W	0.00%	\$171	\$176	\$0	\$0	0.00%
255	ULLICO CASUALTY COMPANY	0.00%	\$123	\$129	\$0	-\$25,000	-19379.84%
256	TRIANGLE INSURANCE COMPANY INC	0.00%	\$102	\$51	\$0	\$0	0.00%
257	AGCS MARINE INSURANCE COMPANY	0.00%	\$0	\$0	\$26,979	-\$96,159	N/A
258	ALLIANZ GLOBAL RISKS US INSURANCE COMPANY	0.00%	\$0	\$0	\$0	\$36	N/A
259	AMERICAN EQUITY SPECIALTY INSURANCE COMPAI	0.00%	\$0	\$0	\$41,000	-\$33,001	N/A
260	AMERICAN MANUFACTURERS MUTUAL INSURANCE	0.00%	\$0	\$0	\$0	\$7,846	N/A
261	ARROWOOD INDEMNITY COMPANY	0.00%	\$0	\$0	\$15,211	-\$2,731	N/A
262	ATHENA ASSURANCE COMPANY	0.00%	\$0	\$0	\$0	\$5,166	N/A
263	ATLANTIC SPECIALTY INSURANCE COMPANY	0.00%	\$0	\$0	\$0	-\$60,097	N/A
264	AUTOMOBILE INS CO OF HARTFORD CT	0.00%	\$0	\$0	\$0	\$0	N/A
265	BANKERS STANDARD INSURANCE COMPANY	0.00%	\$0	\$0	\$0	-\$3,036	N/A
266	CAPITAL CITY INSURANCE COMPANY INC	0.00%	\$0	\$0	\$0	\$0	N/A
267	CHICAGO INSURANCE COMPANY	0.00%	\$0	\$0	\$0	-\$25	N/A
268	CLARENDON NATIONAL INSURANCE COMPANY	0.00%	\$0	\$0	\$7,053	-\$4,339	N/A
269	CLEARWATER INSURANCE COMPANY	0.00%	\$0	\$0	\$14,000	\$2,576	N/A
270	CRUM & FORSTER INDEMNITY COMPANY	0.00%	\$0	\$0	\$0	\$1,697	N/A
271	FARMINGTON CASUALTY COMPANY	0.00%	\$0	\$0	\$0	\$12	N/A
272	FIDELITY & GUARANTY INSURANCE UNDERWRITER!	0.00%	\$0	\$0	-\$12,752	\$23,671	N/A
273	FIDELITY AND GUARANTY INSURANCE COMPANY	0.00%	\$0	\$0	\$62,593	\$64,140	N/A
274	FIRST FINANCIAL INSURANCE COMPANY	0.00%	\$0	\$0	\$0	\$0	N/A
275	GENERALI U S BRANCH	0.00%	\$0	\$0	\$0	\$119	N/A
276	GENESIS INSURANCE COMPANY	0.00%	\$0	\$0	\$66,244	-\$185,756	N/A
277	GULF UNDERWRITERS INSURANCE COMPANY	0.00%	\$0	\$0	\$0	-\$2	N/A
278	INSURANCE COMPANY OF NORTH AMERICA	0.00%	\$0	\$1,214	\$5,500	\$12,746	1049.92%
279	INSURANCE COMPANY OF THE WEST	0.00%	\$0	\$0	\$0	-\$94	N/A
280	LUMBERMENS MUTUAL CASUALTY COMPANY	0.00%	\$0	\$0	\$0	-\$18,097	N/A
281	LUMBERMENS UNDERWRITING ALLIANCE	0.00%	\$0	\$0	\$0	-\$2,079	N/A
282	MANUFACTURERS ALLIANCE INSURANCE COMPAN)	0.00%	\$0	\$0	\$0	-\$159	N/A
283	MOTORS INSURANCE CORPORATION	0.00%	\$0	\$3	\$0	-\$20	-666.67%
284	NATIONWIDE MUTUAL FIRE INSURANCE COMPANY	0.00%	\$0	\$0	\$0	\$2	N/A
285	NATIONWIDE PROPERTY & CASUALTY INSURANCE (0.00%	\$0	\$0	-\$7	\$19	N/A
286	NORTH RIVER INSURANCE COMPANY THE	0.00%	\$0	\$0	\$0	-\$134	N/A
287	NORTHBROOK INDEMNITY COMPANY	0.00%	\$0	\$0	\$0	\$51	N/A
288	PACIFIC EMPLOYERS INSURANCE COMPANY	0.00%	\$0	\$166	\$0	-\$107,537	-64781.33%
289	PENN AMERICA INSURANCE COMPANY	0.00%	\$0	\$0	\$0	\$203	N/A
290	PENNSYLVANIA NATIONAL MUTUAL CASUALTY INSL	0.00%	\$0	\$0	\$1	-\$59	N/A
291	PROGRESSIVE CLASSIC INSURANCE COMPANY	0.00%	\$0	\$0	\$0	-\$4,260	N/A
292	PROGRESSIVE NORTHWESTERN INSURANCE COMP	0.00%	\$0	\$0	\$145,569	\$143,636	N/A
293	SECURA SUPREME INSURANCE COMPANY	0.00%	\$0	\$0	\$0	-\$19	N/A
294	STANDARD FIRE INSURANCE COMPANY	0.00%	\$0	\$0	\$0	-\$95	N/A
295	TITAN INDEMNITY COMPANY	0.00%	\$0	\$0	\$0	\$17,765	N/A
296	TRAVELERS CASUALTY AND SURETY COMPANY OF	0.00%	\$0	\$0	-\$74	\$1,574	N/A

**2009 PROPERTY/CASUALTY INSURANCE
TOTALS BY LINE OF BUSINESS - COMMERCIAL AUTO LIABILITY (Bodily Injury)**

OBS	COMPANY NAME	MARKET SHARE	DIRECT PREMIUMS WRITTEN	DIRECT PREMIUMS EARNED	DIRECT LOSSES PAID	DIRECT LOSSES INCURRED	LOSS RATIO
297	TRAVELERS CASUALTY COMPANY OF CONNECTICU	0.00%	\$0	\$0	\$0	\$0	N/A
298	TRAVELERS COMMERCIAL INSURANCE COMPANY	0.00%	\$0	\$0	\$0	\$4	N/A
299	TRUMBULL INSURANCE COMPANY	0.00%	\$0	\$0	\$0	\$398,591	N/A
300	VIGILANT INSURANCE COMPANY	0.00%	\$0	\$32	\$0	-\$276	-862.50%
301	VIRGINIA SURETY COMPANY INC	0.00%	\$0	\$0	\$0	-\$12,481	N/A
302	YORK INSURANCE COMPANY	0.00%	\$0	\$0	\$0	-\$1	N/A
303	COLUMBIA INSURANCE COMPANY	0.00%	-\$4	-\$3	\$0	-\$25	833.33%
304	ALEA NORTH AMERICA INSURANCE COMPANY	0.00%	-\$16	-\$12	\$24	-\$105	875.00%
305	NATIONWIDE INSURANCE COMPANY OF AMERICA	0.00%	-\$64	-\$64	-\$33	-\$33	51.56%
306	FIDELITY AND DEPOSIT COMPANY MARYLAND	0.00%	-\$147	\$3,493	\$27	-\$32,732	-937.07%
307	GEICO GENERAL INS CO	0.00%	-\$186	-\$160	-\$1	-\$16,426	10266.25%
308	AUTOMOBILE CLUB INTER-INSURANCE EXCHANGE	0.00%	-\$344	-\$241	\$8	-\$214	88.80%
309	UNITED STATES FIRE INSURANCE COMPANY	0.00%	-\$557	-\$557	\$0	-\$1,384	248.47%
310	PROGRESSIVE CASUALTY INSURANCE COMPANY	0.00%	-\$702	-\$676	\$59,049	-\$224,329	33184.76%
311	FAIRMONT SPECIALTY INSURANCE COMPANY	0.00%	-\$964	-\$964	\$94	-\$77,688	8058.92%
312	UNITED SERVICES AUTOMOBILE ASSOCIATION	0.00%	-\$1,760	-\$1,233	\$18	-\$1,015	82.32%
313	COLONIAL AMERICAN CASUALTY AND SURETY C	0.00%	-\$2,095	\$2,945	\$0	-\$4,680	-158.91%
314	CHARTIS PROPERTY CASUALTY COMPANY	0.00%	-\$2,415	\$5,982	\$0	-\$1,717	-28.70%
315	GEICO INDEMNITY COMPANY	0.00%	-\$2,432	-\$1,708	-\$30	\$6,473	-378.98%
316	HARTFORD INSURANCE COMPANY OF MIDWEST THI	0.00%	-\$4,620	-\$1,373	\$0	\$202	-14.71%
317	UNITED STATES FIDELITY & GUARANTY COMPANY	0.00%	-\$10,829	-\$4,681	\$15,296	-\$24,881	531.53%
318	UNIVERSAL CASUALTY COMPANY	-0.01%	-\$27,402	\$159,759	\$904	\$96,790	60.59%
319	TRAVELERS INDEMNITY COMPANY OF CONNECTICL	-0.15%	-\$345,434	-\$417,981	\$1,022,779	\$1,255,995	-300.49%
320	AMERICAN HOME ASSURANCE COMPANY	-0.19%	-\$443,729	-\$361,851	\$539,474	-\$1,022,644	282.61%
321	AMERICAN ZURICH INSURANCE COMPANY	-0.29%	-\$691,520	-\$1,113,288	\$106,966	\$259,654	-23.32%
	TOTAL	100.00%	\$237,445,190	\$248,038,410	\$154,682,730	\$137,117,232	55.28%

**MISSOURI COMMERCIAL AUTO INSURANCE
(Auto Liability Bodily Injury)**



2009 PROPERTY/CASUALTY INSURANCE
TOTALS BY LINE OF BUSINESS - COMMERCIAL AUTO LIABILITY (Property Damage)

OBS	COMPANY NAME	MARKET SHARE	DIRECT PREMIUMS WRITTEN	DIRECT PREMIUMS EARNED	DIRECT LOSSES PAID	DIRECT LOSSES INCURRED	LOSS RATIO
1	STATE FARM MUTUAL AUTOMOBILE INSURANCE COMI	5.32%	\$3,136,450	\$3,253,139	\$1,094,097	\$1,068,219	32.84%
2	TRAVELERS PROPERTY CASUALTY COMPANY OF AME	5.20%	\$3,065,722	\$3,165,476	\$511,339	\$367,144	11.60%
3	AMERICAN FAMILY MUTUAL INSURANCE COMPANY	5.19%	\$3,062,951	\$3,084,883	\$1,205,538	\$1,100,384	35.67%
4	VANLINER INSURANCE COMPANY	5.13%	\$3,029,180	\$3,128,610	\$1,084,681	\$177,578	5.68%
5	GREAT WEST CASUALTY COMPANY	4.53%	\$2,671,353	\$2,820,639	\$1,618,207	\$2,051,961	72.75%
6	ARTISAN AND TRUCKERS CASUALTY COMPANY	3.82%	\$2,254,818	\$2,127,827	\$994,236	\$1,065,310	50.07%
7	NORTHLAND INSURANCE COMPANY	3.58%	\$2,109,794	\$1,932,206	\$1,038,488	\$153,602	7.95%
8	NATIONAL INTERSTATE INSURANCE COMPANY	3.38%	\$1,994,609	\$1,915,820	\$413,153	\$55,424	2.89%
9	UNITED FIRE AND CASUALTY COMPANY	3.28%	\$1,932,723	\$1,996,905	\$1,153,786	\$630,845	31.59%
10	STATE NATIONAL INSURANCE COMPANY INC	3.27%	\$1,929,085	\$1,285,716	\$233,863	\$670,855	52.18%
11	CHARTER OAK FIRE INSURANCE CO THE	3.15%	\$1,859,793	\$1,783,002	\$458,258	\$485,724	27.24%
12	EMPIRE FIRE AND MARINE INSURANCE CO	3.14%	\$1,855,187	\$2,115,162	\$5,368,170	\$5,031,767	237.89%
13	SENTRY SELECT INSURANCE COMPANY	2.72%	\$1,602,659	\$1,926,011	\$1,321,747	\$1,463,420	75.98%
14	OWNERS INSURANCE COMPANY	2.52%	\$1,485,004	\$1,467,086	\$809,148	\$1,282,647	87.43%
15	LIBERTY MUTUAL FIRE INSURANCE COMPANY	2.14%	\$1,264,298	\$1,417,240	\$383,186	\$355,766	25.10%
16	PHILADELPHIA INDEMNITY INSURANCE COMPANY	2.07%	\$1,221,421	\$1,208,412	\$211,838	\$951,597	78.75%
17	GENERAL CASUALTY COMPANY OF WISCONSIN	1.95%	\$1,151,381	\$1,201,538	\$382,192	\$251,703	20.95%
18	UNITED FINANCIAL CASUALTY COMPANY	1.94%	\$1,141,834	\$1,306,355	\$482,885	\$392,269	30.03%
19	SECURA INSURANCE A MUTUAL COMPANY	1.57%	\$925,010	\$883,278	\$499,965	\$441,819	50.02%
20	AUTO OWNERS INSURANCE COMPANY	1.48%	\$875,479	\$910,794	\$448,119	\$369,897	40.61%
21	TRAVELERS INDEMNITY COMPANY	1.45%	\$852,964	\$833,803	\$163,572	\$141,372	16.96%
22	SPARTA INSURANCE COMPANY	1.14%	\$671,785	\$518,836	\$42,079	\$288,092	55.53%
23	FARM BUREAU TOWN & COUNTRY INS CO OF MO	1.09%	\$643,259	\$641,185	\$470,834	\$928,883	144.87%
24	NATIONAL CASUALTY COMPANY	1.07%	\$632,392	\$605,800	\$246,580	\$198,409	32.75%
25	ADDISON INSURANCE COMPANY	1.04%	\$613,553	\$607,792	\$147,849	\$171,808	28.27%
26	SHELTER GENERAL INSURANCE COMPANY	1.01%	\$595,433	\$605,099	\$338,888	\$56,078	9.27%
27	CHURCH MUTUAL INSURANCE COMPANY	0.91%	\$535,200	\$525,814	\$389,949	\$274,593	52.22%
28	CAMERON MUTUAL INSURANCE COMPANY	0.90%	\$532,765	\$554,500	\$192,668	\$176,791	31.88%
29	CANAL INSURANCE COMPANY	0.90%	\$528,343	\$789,416	\$98,297	\$15,055	1.91%
30	EVEREST NATIONAL INSURANCE COMPANY	0.89%	\$525,049	\$453,022	-\$14,536	\$276,283	60.99%
31	CONTINENTAL CASUALTY COMPANY	0.80%	\$471,384	\$647,915	\$218,104	\$219,079	33.81%
32	FEDERAL INSURANCE COMPANY	0.79%	\$464,505	\$530,765	\$114,646	\$100,506	18.94%
33	GATEWAY INSURANCE COMPANY	0.78%	\$458,184	\$454,451	\$209,960	\$276,288	60.80%
34	MAXUM CASUALTY INSURANCE COMPANY	0.75%	\$440,378	\$356,811	\$61,056	\$144,204	40.41%
35	CRUM & FORSTER INDEMNITY COMPANY	0.70%	\$415,947	\$336,573	\$4,658	\$58,766	17.46%
36	TOKIO MARINE & NICHIDO FIRE INSURANCE CO LTD	0.70%	\$413,112	\$409,998	\$116,847	-\$360,855	-88.01%
37	PHOENIX INSURANCE COMPANY THE	0.68%	\$401,141	\$336,478	\$82,170	\$193,685	57.56%
38	HAULERS INSURANCE COMPANY INC	0.64%	\$380,088	\$367,980	\$249,524	\$186,568	50.70%
39	CONTINENTAL INSURANCE COMPANY THE	0.63%	\$371,497	\$316,726	\$112,431	\$172,517	54.47%
40	SENTRY INSURANCE A MUTUAL COMPANY	0.62%	\$364,715	\$386,432	\$66,679	\$87,178	22.56%
41	COLUMBIA MUTUAL INSURANCE COMPANY	0.60%	\$353,564	\$362,909	\$145,550	\$219,207	60.40%
42	REGENT INSURANCE COMPANY	0.58%	\$339,755	\$284,536	\$220,253	\$277,336	97.47%
43	UNITED STATES FIRE INSURANCE COMPANY	0.57%	\$337,615	\$523,786	\$1,226,939	\$1,151,877	219.91%
44	ELECTRIC INSURANCE COMPANY	0.57%	\$335,615	\$335,910	\$23,123	-\$14,155	-4.21%
45	ALLSTATE INSURANCE COMPANY	0.56%	\$328,463	\$265,249	\$74,037	\$100,634	37.94%
46	NATIONAL INDEMNITY COMPANY	0.53%	\$310,055	\$315,923	\$220,141	\$193,803	61.35%
47	STATE FARM FIRE AND CASUALTY COMPANY	0.52%	\$304,549	\$321,858	\$109,483	\$101,048	31.40%
48	NEW HAMPSHIRE INSURANCE COMPANY	0.48%	\$284,930	\$239,608	\$240,611	\$278,604	116.27%
49	OLD REPUBLIC INSURANCE COMPANY	0.48%	\$283,745	\$274,593	\$31,305	-\$20,528	-7.48%
50	TRANSGUARD INSURANCE COMPANY OF AMERICA INC	0.45%	\$266,603	\$267,244	\$29,439	\$28,134	10.53%
51	VALLEY FORGE INSURANCE COMPANY	0.43%	\$256,411	\$226,894	\$58,471	\$85,720	37.78%
52	LANCER INSURANCE COMPANY	0.43%	\$255,133	\$235,467	\$67,377	\$67,096	28.49%
53	SAGAMORE INSURANCE COMPANY	0.43%	\$252,139	\$294,938	\$77,785	\$44,242	15.00%
54	ARGONAUT MIDWEST INSURANCE COMPANY	0.42%	\$246,683	\$237,773	\$29,621	\$128,118	53.88%
55	WAUSAU UNDERWRITERS INSURANCE COMPANY	0.42%	\$246,106	\$130,102	\$59,332	\$66,615	51.20%
56	TRAVELERS INDEMNITY COMPANY OF AMERICA	0.40%	\$237,294	\$232,982	\$26,535	\$44,918	19.28%
57	GREAT NORTHERN INSURANCE COMPANY	0.40%	\$234,767	\$237,564	\$78,083	\$83,961	35.34%
58	ST PAUL MERCURY INSURANCE COMPANY	0.39%	\$230,350	\$0	\$0	\$1	N/A
59	FEDERATED RURAL ELECTRIC INSURANCE EXCHANGE	0.39%	\$229,467	\$243,266	\$215,470	\$197,769	81.30%
60	NATIONAL FIRE INSURANCE COMPANY OF HARTFORD	0.36%	\$214,171	\$230,852	\$111,360	\$149,970	64.96%

**2009 PROPERTY/CASUALTY INSURANCE
TOTALS BY LINE OF BUSINESS - COMMERCIAL AUTO LIABILITY (Property Damage)**

OBS	COMPANY NAME	MARKET SHARE	DIRECT PREMIUMS WRITTEN	DIRECT PREMIUMS EARNED	DIRECT LOSSES PAID	DIRECT LOSSES INCURRED	LOSS RATIO
61	NATIONAL AMERICAN INSURANCE COMPANY	0.36%	\$211,280	\$224,523	\$38,990	\$40,222	17.91%
62	NATIONAL LIABILITY & FIRE INSURANCE COMPANY	0.36%	\$211,034	\$209,301	\$37,036	\$37,897	18.11%
63	NORTHFIELD INSURANCE COMPANY	0.36%	\$210,065	\$229,217	\$59,054	\$22,963	10.02%
64	QBE INSURANCE CORPORATION	0.35%	\$205,411	\$122,298	\$5,008	\$22,473	18.38%
65	PRAETORIAN INSURANCE COMPANY	0.35%	\$204,708	\$120,142	-\$7,097	\$5,870	4.89%
66	SHELTER MUTUAL INSURANCE COMPANY	0.30%	\$179,882	\$182,401	\$72,324	\$48,857	26.79%
67	AMERICAN SERVICE INSURANCE COMPANY	0.29%	\$169,393	\$169,859	\$84,687	\$124,006	73.01%
68	AMERICAN HOME ASSURANCE COMPANY	0.26%	\$154,324	\$143,824	-\$2,131	\$13,337	9.27%
69	TRANSPORTATION INSURANCE COMPANY	0.26%	\$152,131	\$165,914	\$25,441	\$30,328	18.28%
70	UNIVERSAL UNDERWRITERS OF TEXAS INSURANCE CO	0.25%	\$145,463	\$0	\$21,780	\$104,404	N/A
71	HUDSON INSURANCE COMPANY	0.24%	\$139,247	\$139,247	\$855	\$30,413	21.84%
72	REDLAND INSURANCE COMPANY	0.23%	\$136,097	\$220,903	\$79,833	\$12,917	5.85%
73	EMPLOYERS INSURANCE COMPANY OF WAUSAU	0.23%	\$134,410	\$140,544	\$4,169	\$4,062	2.89%
74	TOWER INSURANCE COMPANY OF NEW YORK	0.21%	\$126,301	\$64,507	\$0	\$12,052	18.68%
75	INSURANCE COMPANY OF THE STATE OF PENNSYLVANIA	0.20%	\$118,096	\$458,958	\$167,908	\$313,189	68.24%
76	LIBERTY INSURANCE CORPORATION	0.19%	\$112,283	\$89,676	\$64,700	\$66,600	74.27%
77	AMERICAN CASUALTY COMPANY OF READING PENNSYLVANIA	0.18%	\$105,565	\$112,811	\$26,358	\$14,621	12.96%
78	PENN MILLERS INSURANCE COMPANY	0.16%	\$95,213	\$71,986	\$47,394	\$76,296	105.99%
79	LIBERTY MUTUAL INSURANCE COMPANY	0.16%	\$94,096	\$90,080	\$18,175	\$17,676	19.62%
80	SENTRY CASUALTY COMPANY	0.16%	\$93,306	\$100,757	\$32,406	\$50,368	49.99%
81	FEDERATED MUTUAL INSURANCE COMPANY	0.15%	\$86,031	\$93,812	\$358,092	\$539,995	575.61%
82	GRANITE STATE INSURANCE COMPANY	0.14%	\$84,928	\$118,026	\$92,400	\$37,119	31.45%
83	AMERICAN FARMERS & RANCHERS INSURANCE COMPANY	0.13%	\$75,258	\$70,819	\$1,161	-\$49,263	-69.56%
84	TOWER NATIONAL INSURANCE COMPANY	0.11%	\$65,625	\$60,988	\$750	\$13,690	22.45%
85	ST PAUL GUARDIAN INSURANCE COMPANY	0.10%	\$61,616	\$54,367	\$47,717	\$57,008	104.86%
86	ALLSTATE INDEMNITY COMPANY	0.10%	\$60,694	\$142,146	\$72,085	\$52,784	37.13%
87	WAUSAU BUSINESS INSURANCE COMPANY	0.10%	\$60,278	\$73,809	\$18,442	\$14,441	19.57%
88	BANCINSURE INC	0.09%	\$55,463	\$55,200	\$1,935	\$1,935	3.51%
89	NORTH RIVER INSURANCE COMPANY THE	0.09%	\$54,649	\$31,034	\$36,758	\$7,717	24.87%
90	ILLINOIS NATIONAL INSURANCE COMPANY	0.09%	\$54,000	\$65,804	\$65,726	\$16,742	25.44%
91	ACUITY A MUTUAL INSURANCE COMPANY	0.09%	\$50,601	\$49,330	\$597,021	\$710,970	1441.25%
92	STRATFORD INSURANCE COMPANY	0.08%	\$48,678	\$48,406	\$18,142	\$8,270	17.08%
93	GRINNELL MUTUAL REINSURANCE COMPANY	0.08%	\$47,836	\$49,302	\$14,847	\$35,082	71.16%
94	XL SPECIALTY INSURANCE COMPANY	0.08%	\$47,322	\$56,603	\$312,000	-\$176,276	-311.43%
95	AXIS INSURANCE COMPANY	0.08%	\$46,974	\$37,144	\$4,804	\$24,787	66.73%
96	HARLEYSVILLE INSURANCE COMPANY	0.07%	\$44,175	\$42,702	\$3,894	\$21,509	50.37%
97	SCOTTSDALE INDEMNITY COMPANY	0.07%	\$43,996	\$27,125	\$4,042	\$12,771	47.08%
98	SECURITY NATIONAL INSURANCE COMPANY	0.07%	\$42,772	\$47,146	\$0	-\$40,437	-85.77%
99	MASSACHUSETTS BAY INSURANCE COMPANY	0.07%	\$40,571	\$40,805	\$1,563	\$2,811	6.89%
100	DELOS INSURANCE COMPANY	0.07%	\$39,735	\$17,985	\$5,759	\$18,990	105.59%
101	21ST CENTURY NATIONAL INSURANCE COMPANY	0.07%	\$38,639	\$59,333	\$58,010	\$53,948	90.92%
102	AMCO INSURANCE COMPANY	0.06%	\$35,432	\$49,941	\$31,309	\$40,327	80.75%
103	STAR INSURANCE COMPANY	0.06%	\$33,727	\$19,464	\$3,979	\$7,978	40.99%
104	GREENWICH INSURANCE COMPANY	0.06%	\$32,933	\$31,881	-\$2,753	-\$138,645	-434.88%
105	DISCOVER PROPERTY AND CASUALTY INSURANCE COMPANY	0.06%	\$32,885	\$35,896	\$18,009	\$36,071	100.49%
106	HANOVER INSURANCE COMPANY THE	0.06%	\$32,627	\$24,037	\$12,331	\$7,376	30.69%
107	CONSUMERS INSURANCE USA INC	0.05%	\$31,597	\$33,523	\$28,892	\$52,477	156.54%
108	LIBERTY INSURANCE UNDERWRITERS INC.	0.05%	\$29,826	\$13,380	\$0	\$8,871	66.30%
109	CITIZENS INSURANCE COMPANY OF AMERICA	0.05%	\$29,749	\$24,767	\$3,238	\$5,901	23.83%
110	SOMPO JAPAN INSURANCE COMPANY OF AMERICA	0.05%	\$29,437	\$29,149	\$2,012	-\$1,921	-6.59%
111	FLORISTS MUTUAL INSURANCE COMPANY	0.05%	\$28,189	\$29,399	\$9,190	\$9,138	31.08%
112	AMTRUST INSURANCE COMPANY OF KANSAS INC	0.05%	\$27,784	\$26,430	\$1,992	\$6,875	26.01%
113	WEST BEND MUTUAL INSURANCE COMPANY	0.04%	\$25,787	\$6,727	\$0	\$722	10.73%
114	GOVERNMENT EMPLOYEES INSURANCE CO	0.04%	\$25,263	\$13,802	\$11,947	\$16,506	119.59%
115	LM INSURANCE CORPORATION	0.04%	\$23,998	\$37,247	\$12,359	\$5,263	14.13%
116	CAROLINA CASUALTY INSURANCE COMPANY	0.04%	\$22,917	\$16,929	\$7,625	-\$8,675	-51.24%
117	NATIONWIDE MUTUAL INSURANCE COMPANY	0.04%	\$21,968	\$23,606	-\$159	\$34,062	144.29%
118	STONINGTON INSURANCE COMPANY	0.04%	\$21,622	\$74,292	\$23,937	-\$64,226	-86.45%
119	NOVA CASUALTY COMPANY	0.03%	\$19,952	\$13,132	\$1,780	\$11,037	84.05%
120	PHARMACISTS MUTUAL INSURANCE COMPANY	0.03%	\$18,614	\$18,466	\$0	\$105	0.57%

**2009 PROPERTY/CASUALTY INSURANCE
TOTALS BY LINE OF BUSINESS - COMMERCIAL AUTO LIABILITY (Property Damage)**

OBS	COMPANY NAME	MARKET SHARE	DIRECT PREMIUMS WRITTEN	DIRECT PREMIUMS EARNED	DIRECT LOSSES PAID	DIRECT LOSSES INCURRED	LOSS RATIO
121	ZURICH AMERICAN INSURANCE COMPANY	0.03%	\$17,498	\$7,580	\$553,794	\$430,130	5674.54%
122	COOPERATIVE MUTUAL INSURANCE COMPANY	0.03%	\$17,470	\$15,084	\$1,382	\$400	2.65%
123	ALLMERICA FINANCIAL BENEFIT INSURANCE COMPAN	0.03%	\$17,332	\$10,702	\$15,788	\$16,808	157.05%
124	INFINITY AUTO INSURANCE COMPANY	0.03%	\$16,833	\$16,064	\$21,665	\$18,961	118.03%
125	AMERICAN RELIABLE INSURANCE COMPANY	0.03%	\$15,652	\$15,142	\$1,752	\$354	2.34%
126	FIRST LIBERTY INSURANCE CORP THE	0.02%	\$14,629	\$15,237	\$11,997	\$11,497	75.45%
127	CONTINENTAL WESTERN INSURANCE COMPANY	0.02%	\$13,371	\$13,490	\$4,146	\$4,042	29.96%
128	GREAT DIVIDE INSURANCE COMPANY	0.02%	\$10,834	\$11,718	\$2,046	\$6,073	51.83%
129	FEDERATED SERVICE INSURANCE COMPANY	0.02%	\$10,103	\$10,498	\$138,061	\$574,827	5475.59%
130	CHRYSLER INSURANCE COMPANY	0.02%	\$9,358	\$21,763	\$35	-\$12,321	-56.61%
131	AUSTIN MUTUAL INSURANCE COMPANY	0.01%	\$8,844	\$4,936	\$0	\$0	0.00%
132	HARTFORD FIRE INSURANCE COMPANY	0.01%	\$7,157	\$7,266	\$0	\$0	0.00%
133	NATIONAL UNION FIRE INSURANCE COMPANY OF PITT:	0.01%	\$7,016	\$6,807	\$45,057	\$72,713	1068.21%
134	XL INSURANCE AMERICA INC	0.01%	\$6,987	\$7,666	\$0	\$815	10.63%
135	INTEGON NATIONAL INSURANCE COMPANY	0.01%	\$5,676	\$7,295	\$0	\$0	0.00%
136	1ST AUTO & CASUALTY INSURANCE COMPANY	0.01%	\$5,560	\$4,413	\$0	\$0	0.00%
137	ALPHA PROPERTY & CASUALTY INSURANCE CO	0.01%	\$4,176	\$8,049	\$185	-\$34,441	-427.89%
138	WESTPORT INSURANCE CORPORATION	0.01%	\$4,176	\$4,864	\$271,550	\$239,481	4923.54%
139	NATIONAL TRUST INSURANCE COMPANY	0.01%	\$3,196	\$2,460	\$0	\$238	9.67%
140	ULLICO CASUALTY COMPANY	0.01%	\$3,069	\$3,223	\$0	-\$128	-3.97%
141	PROTECTIVE INSURANCE COMPANY	0.00%	\$2,924	\$2,924	\$477	\$9,339	319.39%
142	NATIONAL CONTINENTAL INSURANCE COMPANY	0.00%	\$1,533	\$1,554	\$11,796	\$23,154	1489.96%
143	OAK RIVER INSURANCE COMPANY	0.00%	\$1,422	\$2,121	\$0	-\$3,987	-187.98%
144	COMPANION PROPERTY AND CASUALTY INSURANCE C	0.00%	\$1,173	\$348	\$0	\$0	0.00%
145	PREFERRED PROFESSIONAL INSURANCE COMPANY	0.00%	\$1,122	\$1,387	\$323	\$243	17.52%
146	FCCI INSURANCE COMPANY	0.00%	\$993	\$328	\$0	\$24	7.32%
147	SOUTHERN INSURANCE COMPANY	0.00%	\$811	\$3,599	\$11,675	\$11,650	323.70%
148	MID-CONTINENT ASSURANCE COMPANY	0.00%	\$690	\$690	\$0	\$0	0.00%
149	DEPOSITORS INSURANCE COMPANY	0.00%	\$567	\$749	\$0	\$11	1.47%
150	PACIFIC INDEMNITY COMPANY	0.00%	\$474	\$503	\$0	-\$312	-62.03%
151	ARGONAUT INSURANCE COMPANY	0.00%	\$303	\$363	\$38	-\$12,887	-3550.14%
152	WESCO INSURANCE COMPANY	0.00%	\$245	\$185	\$180	\$669	361.62%
153	MID-CONTINENT CASUALTY COMPANY	0.00%	\$205	\$603	\$4,007	\$5,521	915.59%
154	AMERICAN STANDARD INSURANCE COMPANY OF WISC	0.00%	\$166	\$171	\$905	\$905	529.24%
155	INFINITY STANDARD INSURANCE COMPANY	0.00%	\$101	\$7,212	\$2,185	-\$2,137	-29.63%
156	TRIANGLE INSURANCE COMPANY INC	0.00%	\$95	\$48	\$0	\$0	0.00%
157	UNITED SERVICES AUTOMOBILE ASSOCIATION	0.00%	\$2	\$2	-\$61	-\$147	-7350.00%
158	21ST CENTURY PREMIER INSURANCE COMPANY	0.00%	\$0	\$0	\$0	\$10	N/A
159	ACE AMERICAN INSURANCE COMPANY	0.00%	\$0	\$54	\$8,765	\$15,885	29416.67%
160	ACE FIRE UNDERWRITERS INSURANCE COMPANY	0.00%	\$0	\$0	\$778	\$777	N/A
161	ACE PROPERTY AND CASUALTY INSURANCE COMPAN	0.00%	\$0	\$2	\$1,323	-\$3,171	-158550.00%
162	AGCS MARINE INSURANCE COMPANY	0.00%	\$0	\$0	\$1,703	-\$36,106	N/A
163	ALLIED PROPERTY & CASUALTY INSURANCE COMPAN	0.00%	\$0	\$0	\$13	\$13	N/A
164	AMERICAN AUTOMOBILE INSURANCE COMPANY	0.00%	\$0	\$0	\$6,549	\$3,917	N/A
165	AMERICAN BUSN & PERSONAL INS MUTUAL INC	0.00%	\$0	\$0	\$1,010	\$1,010	N/A
166	AMERICAN ECONOMY INSURANCE COMPANY	0.00%	\$0	\$0	\$42,393	-\$31,726	N/A
167	AMERICAN FIRE & CASUALTY COMPANY	0.00%	\$0	\$0	\$29,622	\$13,770	N/A
168	AMERICAN GUARANTEE & LIABILITY INSURANCE COMP	0.00%	\$0	\$0	\$79,106	\$88,155	N/A
169	AMERICAN INSURANCE COMPANY THE	0.00%	\$0	\$0	\$0	-\$731	N/A
170	AMERICAN MANUFACTURERS MUTUAL INSURANCE CC	0.00%	\$0	\$0	\$0	\$0	N/A
171	AMERICAN NATIONAL PROPERTY & CASUALTY COMPA	0.00%	\$0	\$0	\$36,471	\$79,402	N/A
172	AMERICAN STATES INSURANCE COMPANY	0.00%	\$0	\$0	\$152,173	\$88,656	N/A
173	AMERISURE INSURANCE COMPANY	0.00%	\$0	\$0	\$283,897	\$317,340	N/A
174	AMERISURE MUTUAL INSURANCE COMPANY	0.00%	\$0	\$0	\$111,530	\$111,530	N/A
175	ARROWOOD INDEMNITY COMPANY	0.00%	\$0	\$0	\$0	-\$4,732	N/A
176	ASSOCIATED INDEMNITY CORPORATION	0.00%	\$0	\$0	\$0	-\$135	N/A
177	ASSURANCE COMPANY OF AMERICA	0.00%	\$0	\$0	\$2,364	\$2,364	N/A
178	ATHENA ASSURANCE COMPANY	0.00%	\$0	\$0	\$0	-\$1,844	N/A
179	ATLANTIC SPECIALTY INSURANCE COMPANY	0.00%	\$0	\$0	\$0	-\$11,304	N/A
180	AUTOMOBILE CLUB INTER-INSURANCE EXCHANGE	0.00%	\$0	\$0	-\$11	-\$26	N/A

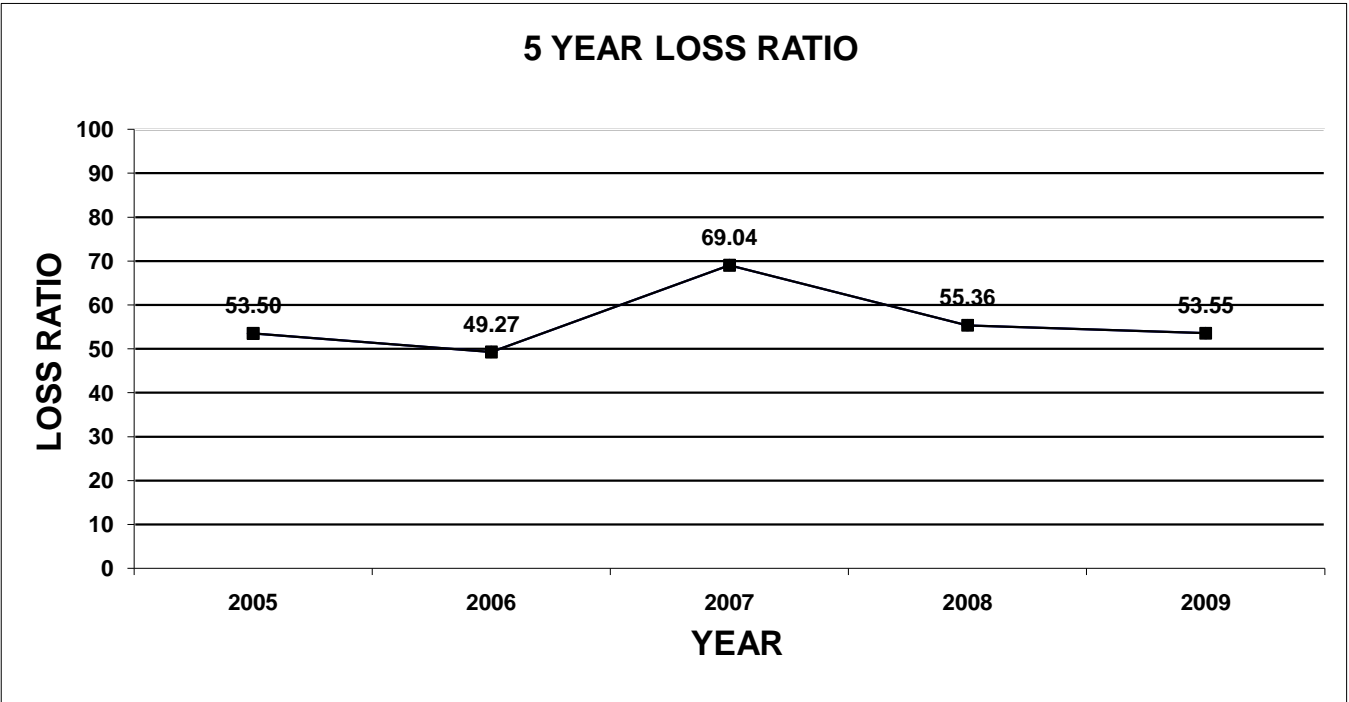
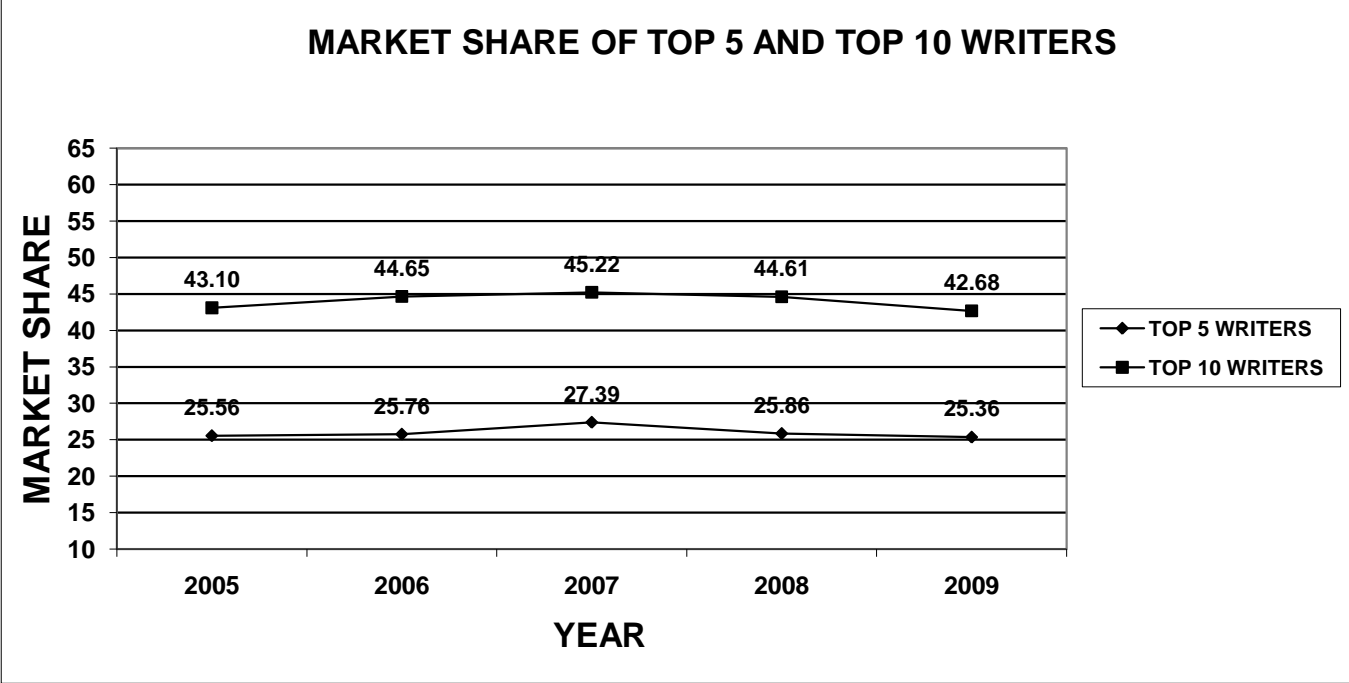
2009 PROPERTY/CASUALTY INSURANCE
TOTALS BY LINE OF BUSINESS - COMMERCIAL AUTO LIABILITY (Property Damage)

OBS	COMPANY NAME	MARKET SHARE	DIRECT PREMIUMS WRITTEN	DIRECT PREMIUMS EARNED	DIRECT LOSSES PAID	DIRECT LOSSES INCURRED	LOSS RATIO
181	AUTOMOBILE INS CO OF HARTFORD CT	0.00%	\$0	\$0	\$0	-\$1	N/A
182	BITUMINOUS FIRE AND MARINE INS CO	0.00%	\$0	\$0	\$63,532	\$70,713	N/A
183	BROTHERHOOD MUTUAL INSURANCE CO	0.00%	\$0	\$318	\$0	\$0	0.00%
184	CHARTIS CASUALTY COMPANY	0.00%	\$0	\$0	\$0	-\$12,803	N/A
185	CHICAGO INSURANCE COMPANY	0.00%	\$0	\$0	\$0	-\$29	N/A
186	CINCINNATI INSURANCE COMPANY THE	0.00%	\$0	\$136	\$0	\$0	0.00%
187	CLARENDON NATIONAL INSURANCE COMPANY	0.00%	\$0	\$0	\$2,760	-\$1,698	N/A
188	COMMERCE AND INDUSTRY INSURANCE CO	0.00%	\$0	\$0	\$96,858	\$146,053	N/A
189	COUNTRY MUTUAL INSURANCE COMPANY	0.00%	\$0	\$0	\$1,385	\$1,385	N/A
190	EMCASCO INSURANCE COMPANY	0.00%	\$0	\$0	\$134,556	\$137,207	N/A
191	EMPLOYERS FIRE INSURANCE COMPANY	0.00%	\$0	\$0	\$64,823	\$82,363	N/A
192	EMPLOYERS MUTUAL CASUALTY COMPANY	0.00%	\$0	\$0	\$325,454	\$349,961	N/A
193	FARMERS INSURANCE EXCHANGE	0.00%	\$0	\$0	\$86,943	\$83,081	N/A
194	FARMLAND MUTUAL INSURANCE COMPANY	0.00%	\$0	\$0	\$98	\$98	N/A
195	FIDELITY & GUARANTY INSURANCE UNDERWRITERS	0.00%	\$0	\$0	\$12,752	-\$4,503	N/A
196	FIDELITY AND DEPOSIT COMPANY MARYLAND	0.00%	\$0	\$0	\$12	-\$6	N/A
197	FIDELITY AND GUARANTY INSURANCE COMPANY	0.00%	\$0	\$0	\$0	-\$2,099	N/A
198	FIREMANS FUND INSURANCE COMPANY	0.00%	\$0	\$0	\$7,991	-\$142,226	N/A
199	FIRST NATIONAL INSURANCE COMPANY OF AMERICA	0.00%	\$0	\$0	\$68,222	\$34,323	N/A
200	GEICO GENERAL INS CO	0.00%	\$0	-\$27	\$12,842	\$10,117	-37470.37%
201	GEICO INDEMNITY COMPANY	0.00%	\$0	\$0	\$3,479	\$5,262	N/A
202	GENERAL INSURANCE COMPANY OF AMERICA	0.00%	\$0	\$0	\$110,427	-\$42,104	N/A
203	GREAT AMERICAN INSURANCE COMPANY	0.00%	\$0	\$0	\$52	\$9	N/A
204	GUIDEONE MUTUAL INSURANCE COMPANY	0.00%	\$0	\$0	\$41,104	\$47,015	N/A
205	INDEMNITY INSURANCE COMPANY OF NORTH AMERICA	0.00%	\$0	\$44	\$25,273	\$32,363	73552.27%
206	INSURANCE COMPANY OF NORTH AMERICA	0.00%	\$0	\$544	\$6,439	\$14,404	2647.79%
207	LUMBERMENS MUTUAL CASUALTY COMPANY	0.00%	\$0	\$0	\$0	\$0	N/A
208	LUMBERMENS UNDERWRITING ALLIANCE	0.00%	\$0	\$0	\$0	-\$2,343	N/A
209	MARYLAND CASUALTY COMPANY	0.00%	\$0	\$0	\$60,442	\$60,321	N/A
210	MID CENTURY INSURANCE COMPANY	0.00%	\$0	\$0	\$57,987	\$59,090	N/A
211	MITSUI SUMITOMO INSURANCE COMPANY OF AMERICA	0.00%	\$0	\$0	-\$9,093	-\$63,011	N/A
212	MITSUI SUMITOMO INSURANCE USA INC	0.00%	\$0	\$0	\$0	\$3,877	N/A
213	NATIONAL SPECIALTY INSURANCE COMPANY	0.00%	\$0	\$0	\$30,000	-\$51,446	N/A
214	NATIONAL SURETY CORPORATION	0.00%	\$0	\$0	\$2,890	\$2,400	N/A
215	NATIONWIDE INSURANCE COMPANY OF AMERICA	0.00%	\$0	\$0	-\$7	-\$7	N/A
216	NATIONWIDE MUTUAL FIRE INSURANCE COMPANY	0.00%	\$0	\$0	\$0	\$3	N/A
217	NATIONWIDE PROPERTY & CASUALTY INSURANCE CO	0.00%	\$0	\$0	\$0	\$17	N/A
218	NORTH POINTE INSURANCE COMPANY	0.00%	\$0	\$0	\$0	-\$35	N/A
219	NORTHBROOK INDEMNITY COMPANY	0.00%	\$0	\$0	\$0	\$2	N/A
220	OHIO CASUALTY INSURANCE COMPANY	0.00%	\$0	\$0	\$57,301	\$52,663	N/A
221	ONEBEACON AMERICA INSURANCE COMPANY	0.00%	\$0	\$0	\$121,201	\$136,739	N/A
222	ONEBEACON INSURANCE COMPANY	0.00%	\$0	\$0	\$121	-\$476	N/A
223	PACIFIC EMPLOYERS INSURANCE COMPANY	0.00%	\$0	\$6	\$0	-\$71,951	-1199183.33%
224	PENNSYLVANIA GENERAL INSURANCE COMPANY	0.00%	\$0	\$0	\$27,783	\$15,016	N/A
225	PENNSYLVANIA LUMBERMENS MUTUAL INSURANCE C	0.00%	\$0	\$0	\$62,445	\$33,450	N/A
226	PROGRESSIVE CLASSIC INSURANCE COMPANY	0.00%	\$0	\$0	\$0	-\$4,057	N/A
227	PROGRESSIVE NORTHWESTERN INSURANCE COMPAN	0.00%	\$0	\$0	-\$172	-\$3,081	N/A
228	SELECTIVE INSURANCE COMPANY OF AMERICA	0.00%	\$0	\$0	\$88	\$127	N/A
229	SELECTIVE INSURANCE COMPANY OF SOUTH CAROLII	0.00%	\$0	\$0	\$125,993	\$100,893	N/A
230	SELECTIVE INSURANCE COMPANY OF THE SOUTHEAS	0.00%	\$0	\$0	\$14,315	\$17,775	N/A
231	ST PAUL PROTECTIVE INSURANCE COMPANY	0.00%	\$0	\$0	-\$167	\$2,969	N/A
232	STANDARD FIRE INSURANCE COMPANY	0.00%	\$0	\$0	\$0	-\$170	N/A
233	TIG INSURANCE COMPANY	0.00%	\$0	\$0	\$39	\$21,190	N/A
234	TRAVELERS CASUALTY AND SURETY COMPANY	0.00%	\$0	\$0	\$0	-\$37	N/A
235	TRAVELERS CASUALTY AND SURETY COMPANY OF AM	0.00%	\$0	\$0	\$0	-\$2,751	N/A
236	TRAVELERS COMMERCIAL INSURANCE COMPANY	0.00%	\$0	\$0	\$0	\$12	N/A
237	TRUCK INSURANCE EXCHANGE	0.00%	\$0	\$0	\$191,494	\$184,848	N/A
238	UNION INSURANCE COMPANY OF PROVIDENCE	0.00%	\$0	\$0	\$34,199	\$35,375	N/A
239	UNITED STATES FIDELITY & GUARANTY COMPANY	0.00%	\$0	\$0	\$0	\$3	N/A
240	UTICA MUTUAL INSURANCE COMPANY	0.00%	\$0	\$0	\$6	\$7	N/A
241	VICTORIA AUTOMOBILE INSURANCE COMPANY	0.00%	\$0	\$0	\$125,597	\$92,681	N/A

**2009 PROPERTY/CASUALTY INSURANCE
TOTALS BY LINE OF BUSINESS - COMMERCIAL AUTO LIABILITY (Property Damage)**

OBS	COMPANY NAME	MARKET SHARE	DIRECT PREMIUMS WRITTEN	DIRECT PREMIUMS EARNED	DIRECT LOSSES PAID	DIRECT LOSSES INCURRED	LOSS RATIO
242	VICTORIA FIRE & CASUALTY COMPANY	0.00%	\$0	\$0	\$89,330	\$102,430	N/A
243	VIGILANT INSURANCE COMPANY	0.00%	\$0	\$23	\$0	-\$219	-952.17%
244	WEST AMERICAN INSURANCE COMPANY	0.00%	\$0	\$0	\$71,762	\$69,662	N/A
245	WESTCHESTER FIRE INSURANCE COMPANY	0.00%	\$0	\$0	\$0	\$150	N/A
246	WHITE MOUNTAINS REINSURANCE COMPANY OF AMEF	0.00%	\$0	\$0	\$0	\$139	N/A
247	ZURICH AMERICAN INSURANCE COMPANY OF ILLINOIS	0.00%	\$0	\$0	\$52,387	\$47,758	N/A
248	BITUMINOUS CASUALTY CORPORATION	0.00%	-\$1	-\$1	\$100,887	\$89,003	-8900300.00%
249	SAFECO INSURANCE COMPANY OF AMERICA	0.00%	-\$1	\$0	\$24	-\$31,678	N/A
250	PROGRESSIVE CASUALTY INSURANCE COMPANY	0.00%	-\$228	-\$216	\$11,793	-\$7,861	3639.35%
251	SENTINEL INSURANCE COMPANY LTD	0.00%	-\$384	\$1,259	\$0	\$0	0.00%
252	ST PAUL FIRE & MARINE INSURANCE COMPANY	-0.01%	-\$3,522	-\$3,522	\$92,024	\$94,825	-2692.36%
253	AMERICAN ZURICH INSURANCE COMPANY	-0.02%	-\$13,467	-\$13,467	\$15,808	\$16,759	-124.44%
254	UNIVERSAL UNDERWRITERS INS CO	-0.13%	-\$74,687	\$254	\$367,221	\$163,393	64327.95%
255	TRAVELERS INDEMNITY COMPANY OF CONNECTICUT	-0.36%	-\$210,309	-\$261,580	\$164,699	\$151,617	-57.96%
TOTAL		100.00%	\$59,009,477	\$59,232,722	\$33,517,860	\$31,719,492	53.55%

**MISSOURI COMMERCIAL AUTO INSURANCE
(Auto Liability Property Damage)**



**2009 PROPERTY/CASUALTY INSURANCE
TOTALS BY LINE OF BUSINESS - COMMERCIAL AUTO LIABILITY (Medical Payments)**

OBS	COMPANY NAME	MARKET SHARE	DIRECT PREMIUMS WRITTEN	DIRECT PREMIUMS EARNED	DIRECT LOSSES PAID	DIRECT LOSSES INCURRED	LOSS RATIO
1	EMPIRE FIRE AND MARINE INSURANCE CO	24.05%	\$2,003,692	\$2,006,491	\$3,636,145	\$5,434,551	270.85%
2	ZURICH AMERICAN INSURANCE COMPANY	5.23%	\$435,731	\$389,372	\$4,877	-\$2,623	-0.67%
3	DISCOVER PROPERTY AND CASUALTY INSURANCE CC	4.41%	\$367,587	\$376,146	\$123,090	\$210,520	55.97%
4	CINCINNATI INSURANCE COMPANY THE	3.92%	\$326,238	\$326,805	\$35,601	\$46,136	14.12%
5	STATE FARM MUTUAL AUTOMOBILE INSURANCE COMP	3.34%	\$278,473	\$293,443	\$58,421	\$45,497	15.50%
6	CHARTER OAK FIRE INSURANCE CO THE	3.14%	\$261,777	\$234,005	\$16,795	\$158,026	67.53%
7	TRAVELERS PROPERTY CASUALTY COMPANY OF AMEI	2.38%	\$198,131	\$221,644	\$27,543	\$95,333	43.01%
8	FARM BUREAU TOWN & COUNTRY INS CO OF MO	2.02%	\$167,982	\$166,160	\$32,769	\$51,625	31.07%
9	CONTINENTAL WESTERN INSURANCE COMPANY	1.97%	\$164,139	\$179,132	\$24,966	-\$4,141	-2.31%
10	UNIVERSAL UNDERWRITERS INS CO	1.69%	\$140,446	\$153,519	-\$5,435	-\$45,961	-29.94%
11	ARGONAUT MIDWEST INSURANCE COMPANY	1.68%	\$139,787	\$134,738	\$16,785	\$72,600	53.88%
12	UNITED FIRE AND CASUALTY COMPANY	1.63%	\$135,511	\$139,885	\$7,472	-\$1,383	-0.99%
13	AMERICAN FAMILY MUTUAL INSURANCE COMPANY	1.42%	\$118,013	\$120,930	\$38,912	\$11,370	9.40%
14	ARTISAN AND TRUCKERS CASUALTY COMPANY	1.38%	\$115,119	\$105,166	\$29,678	\$38,456	36.57%
15	ACUITY A MUTUAL INSURANCE COMPANY	1.30%	\$108,424	\$115,974	\$905	-\$1,780	-1.53%
16	OWNERS INSURANCE COMPANY	1.22%	\$101,928	\$101,607	\$25,739	\$22,517	22.16%
17	AMERICAN GUARANTEE & LIABILITY INSURANCE COMP.	1.22%	\$101,302	\$148,893	\$0	\$4,500	3.02%
18	SECURA INSURANCE A MUTUAL COMPANY	1.14%	\$94,600	\$93,001	\$11,000	\$7,913	8.51%
19	CAMERON MUTUAL INSURANCE COMPANY	1.12%	\$93,259	\$95,951	\$31,460	\$49,628	51.72%
20	CONSUMERS INSURANCE USA INC	1.08%	\$90,287	\$90,250	\$82,558	\$149,953	166.15%
21	GRINNELL MUTUAL REINSURANCE COMPANY	0.99%	\$82,141	\$84,284	\$8,986	\$20,353	24.15%
22	MIDWESTERN INDEMNITY COMPANY THE	0.95%	\$79,520	\$81,308	\$1,152	\$686	0.84%
23	EMPLOYERS MUTUAL CASUALTY COMPANY	0.94%	\$78,111	\$82,308	\$10,987	\$18,084	21.97%
24	COLUMBIA MUTUAL INSURANCE COMPANY	0.89%	\$74,034	\$75,940	\$20,962	\$22,903	30.16%
25	AMERISURE INSURANCE COMPANY	0.85%	\$70,978	\$73,169	\$2,380	\$2,381	3.25%
26	EMCASCO INSURANCE COMPANY	0.83%	\$68,820	\$56,699	\$0	\$4,549	8.02%
27	SENTRY SELECT INSURANCE COMPANY	0.78%	\$64,777	\$80,944	\$13,349	\$22,080	27.28%
28	NETHERLANDS INSURANCE COMPANY THE	0.77%	\$64,453	\$63,036	\$20,273	\$115,607	183.40%
29	PEERLESS INDEMNITY INSURANCE COMPANY	0.77%	\$64,370	\$47,096	\$2,006	\$4,100	8.71%
30	TRAVELERS INDEMNITY COMPANY	0.75%	\$62,430	\$58,124	\$7,116	\$7,112	12.24%
31	STATE NATIONAL INSURANCE COMPANY INC	0.75%	\$62,108	\$38,810	\$4	\$0	0.00%
32	HARTFORD UNDERWRITERS INSURANCE COMPANY	0.71%	\$59,177	\$65,702	\$5,020	\$16	0.02%
33	AUTO OWNERS INSURANCE COMPANY	0.71%	\$58,801	\$63,022	\$44,292	-\$64,306	-102.04%
34	FEDERAL INSURANCE COMPANY	0.67%	\$56,056	\$52,275	\$1,761	\$506	0.97%
35	SHELTER MUTUAL INSURANCE COMPANY	0.67%	\$55,455	\$55,923	\$4,848	\$3,275	5.86%
36	UNITED FINANCIAL CASUALTY COMPANY	0.66%	\$54,755	\$63,712	\$8,548	\$23,370	36.68%
37	AMERICAN STATES INSURANCE COMPANY	0.66%	\$54,712	\$59,468	\$1,611	\$939	1.58%
38	SHELTER GENERAL INSURANCE COMPANY	0.64%	\$53,358	\$53,907	\$11,000	\$1,820	3.38%
39	HAULERS INSURANCE COMPANY INC	0.63%	\$52,519	\$50,846	\$36,903	\$26,784	52.68%
40	SENTINEL INSURANCE COMPANY LTD	0.62%	\$51,904	\$46,693	\$16,701	\$25,853	55.37%
41	GENERAL CASUALTY COMPANY OF WISCONSIN	0.58%	\$48,046	\$54,315	\$0	\$65,680	120.92%
42	PHOENIX INSURANCE COMPANY THE	0.57%	\$47,611	\$40,898	\$0	\$14,716	35.98%
43	STATE AUTO PROPERTY & CASUALTY INSURANCE COI	0.55%	\$46,190	\$47,311	\$0	-\$3,707	-7.84%
44	HAWKEYE SECURITY INSURANCE COMPANY	0.51%	\$42,095	\$46,927	\$154	\$110	0.23%
45	ADDISON INSURANCE COMPANY	0.47%	\$39,523	\$39,549	\$310	\$2,310	5.84%
46	WAUSAU UNDERWRITERS INSURANCE COMPANY	0.47%	\$39,420	\$27,403	\$811	-\$3,155	-11.51%
47	FEDERATED MUTUAL INSURANCE COMPANY	0.46%	\$38,112	\$39,811	\$1,998	\$6,503	16.33%
48	AMERISURE MUTUAL INSURANCE COMPANY	0.44%	\$36,595	\$39,957	\$2,588	\$2,588	6.48%
49	BROTHERHOOD MUTUAL INSURANCE CO	0.44%	\$36,429	\$38,732	\$48,559	\$49,948	128.96%
50	SAVERS PROPERTY & CASUALTY INSURANCE COMPAN	0.43%	\$36,143	\$37,651	\$0	\$0	0.00%
51	INSURANCE COMPANY OF THE STATE OF PENNSYLVAN	0.42%	\$34,733	\$37,841	\$0	\$0	0.00%
52	REGENT INSURANCE COMPANY	0.40%	\$33,247	\$28,991	\$0	-\$265	-0.91%
53	NATIONAL UNION FIRE INSURANCE COMPANY OF PITTS	0.38%	\$31,771	\$39,964	\$0	\$0	0.00%
54	GENERAL INSURANCE COMPANY OF AMERICA	0.37%	\$30,977	\$37,040	\$3,095	-\$1,180	-3.19%
55	NATIONAL LIABILITY & FIRE INSURANCE COMPANY	0.36%	\$30,410	\$32,749	\$0	\$1,193	3.64%
56	ALLSTATE INSURANCE COMPANY	0.36%	\$30,253	\$24,897	\$1,186	\$3,660	14.70%
57	AMERICAN ALTERNATIVE INSURANCE CORPORATION	0.36%	\$29,954	\$29,783	\$5,000	\$4,000	13.43%
58	TRAVELERS INDEMNITY COMPANY OF CONNECTICUT	0.34%	\$28,509	\$26,504	\$0	-\$54,899	-207.13%
59	GUIDEONE MUTUAL INSURANCE COMPANY	0.34%	\$28,302	\$27,481	\$6,744	\$19,091	69.47%
60	ARCH INSURANCE COMPANY	0.32%	\$26,992	\$26,651	\$3,274	\$0	0.00%

**2009 PROPERTY/CASUALTY INSURANCE
TOTALS BY LINE OF BUSINESS - COMMERCIAL AUTO LIABILITY (Medical Payments)**

OBS	COMPANY NAME	MARKET SHARE	DIRECT PREMIUMS WRITTEN	DIRECT PREMIUMS EARNED	DIRECT LOSSES PAID	DIRECT LOSSES INCURRED	LOSS RATIO
61	SPARTA INSURANCE COMPANY	0.32%	\$26,570	\$17,996	\$0	\$9,993	55.53%
62	BITUMINOUS CASUALTY CORPORATION	0.32%	\$26,568	\$27,769	\$630	\$9,393	33.83%
63	TRUCK INSURANCE EXCHANGE	0.32%	\$26,269	\$26,776	\$26	-\$2,240	-8.37%
64	TWIN CITY FIRE INSURANCE COMPANY	0.32%	\$26,254	\$26,726	\$0	\$0	0.00%
65	PEERLESS INSURANCE COMPANY	0.31%	\$26,175	\$30,725	\$0	\$0	0.00%
66	LIBERTY INSURANCE CORPORATION	0.30%	\$25,399	\$14,896	\$0	\$5,835	39.17%
67	HARTFORD FIRE INSURANCE COMPANY	0.29%	\$24,541	\$19,766	\$0	\$0	0.00%
68	NEW HAMPSHIRE INSURANCE COMPANY	0.29%	\$24,101	\$31,459	\$0	\$0	0.00%
69	GREAT NORTHERN INSURANCE COMPANY	0.29%	\$23,890	\$24,860	\$2,076	\$3,725	14.98%
70	ST PAUL FIRE & MARINE INSURANCE COMPANY	0.28%	\$23,570	\$24,432	\$0	\$22,938	93.89%
71	COMMERCE AND INDUSTRY INSURANCE CO	0.28%	\$23,268	\$20,686	\$0	\$0	0.00%
72	AMERICAN ZURICH INSURANCE COMPANY	0.28%	\$23,025	\$32,306	\$0	\$0	0.00%
73	TRAVELERS INDEMNITY COMPANY OF AMERICA	0.27%	\$22,831	\$25,439	\$0	\$7,517	29.55%
74	CONTINENTAL INSURANCE COMPANY THE	0.27%	\$22,347	\$22,253	\$2,885	\$2,885	12.96%
75	LIBERTY MUTUAL FIRE INSURANCE COMPANY	0.26%	\$21,625	\$31,363	\$172,889	\$127,938	407.93%
76	QBE INSURANCE CORPORATION	0.26%	\$21,622	\$12,874	\$527	\$2,366	18.38%
77	AMERICAN ECONOMY INSURANCE COMPANY	0.23%	\$19,439	\$19,963	\$9,567	-\$7,159	-35.86%
78	PENNSYLVANIA LUMBERMENS MUTUAL INSURANCE CO	0.22%	\$18,454	\$19,221	\$0	\$0	0.00%
79	UNIVERSAL UNDERWRITERS OF TEXAS INSURANCE CO	0.21%	\$17,683	\$17,683	\$738	\$4,238	23.97%
80	ST PAUL MERCURY INSURANCE COMPANY	0.19%	\$16,117	\$15,355	\$0	-\$10,910	-71.05%
81	NATIONAL INDEMNITY COMPANY	0.19%	\$16,089	\$21,146	\$7,168	\$11,938	56.46%
82	VALLEY FORGE INSURANCE COMPANY	0.19%	\$16,046	\$16,710	\$0	\$5,000	29.92%
83	FIRST NATIONAL INSURANCE COMPANY OF AMERICA	0.19%	\$15,838	\$21,466	\$717	\$361	1.68%
84	FEDERATED SERVICE INSURANCE COMPANY	0.18%	\$15,156	\$15,901	\$0	\$0	0.00%
85	NATIONAL FIRE INSURANCE COMPANY OF HARTFORD	0.18%	\$14,586	\$15,736	\$14,825	\$14,825	94.21%
86	FARMERS INSURANCE EXCHANGE	0.16%	\$13,273	\$13,733	\$8,731	\$7,224	52.60%
87	AMERICAN FIRE & CASUALTY COMPANY	0.16%	\$13,250	\$15,640	\$200	\$44	0.28%
88	STATE FARM FIRE AND CASUALTY COMPANY	0.15%	\$12,844	\$13,237	\$88	-\$1,946	-14.70%
89	OHIO CASUALTY INSURANCE COMPANY	0.15%	\$12,266	\$16,767	\$0	\$0	0.00%
90	GREAT AMERICAN INSURANCE COMPANY	0.14%	\$11,926	\$7,477	\$0	\$338	4.52%
91	FARMERS ALLIANCE MUTUAL INSURANCE COMPANY	0.14%	\$11,642	\$11,330	\$0	\$0	0.00%
92	PHARMACISTS MUTUAL INSURANCE COMPANY	0.14%	\$11,627	\$12,495	\$134	\$205	1.64%
93	AMERICAN NATIONAL PROPERTY & CASUALTY COMPANY	0.14%	\$11,547	\$12,276	\$7,310	\$35,920	292.60%
94	LIBERTY MUTUAL INSURANCE COMPANY	0.14%	\$11,275	\$12,449	\$0	\$0	0.00%
95	WAUSAU BUSINESS INSURANCE COMPANY	0.13%	\$11,159	\$13,238	\$0	\$0	0.00%
96	GREAT DIVIDE INSURANCE COMPANY	0.13%	\$10,833	\$11,718	\$2,046	\$6,073	51.83%
97	TRANSPORTATION INSURANCE COMPANY	0.13%	\$10,685	\$12,723	\$0	\$0	0.00%
98	NORTHFIELD INSURANCE COMPANY	0.12%	\$9,638	\$10,114	\$2,000	-\$2,298	-22.72%
99	WEST AMERICAN INSURANCE COMPANY	0.12%	\$9,590	\$14,321	\$0	\$0	0.00%
100	HARTFORD CASUALTY INSURANCE CO	0.11%	\$9,238	\$9,524	\$0	\$0	0.00%
101	MARYLAND CASUALTY COMPANY	0.09%	\$7,668	\$8,174	\$0	\$0	0.00%
102	GRANITE STATE INSURANCE COMPANY	0.09%	\$7,560	\$9,157	\$0	\$0	0.00%
103	ZURICH AMERICAN INSURANCE COMPANY OF ILLINOIS	0.09%	\$7,526	\$12,747	\$1,354	\$23,854	187.13%
104	GREAT WEST CASUALTY COMPANY	0.09%	\$7,355	\$8,532	\$5,000	\$5,000	58.60%
105	ILLINOIS NATIONAL INSURANCE COMPANY	0.09%	\$7,294	\$5,828	\$1,482	-\$993	-17.04%
106	COOPERATIVE MUTUAL INSURANCE COMPANY	0.09%	\$7,148	\$6,172	\$566	\$164	2.66%
107	HARCO NATIONAL INSURANCE COMPANY	0.09%	\$7,111	\$13,393	\$0	\$0	0.00%
108	BITUMINOUS FIRE AND MARINE INS CO	0.09%	\$7,102	\$6,743	\$0	\$219	3.25%
109	EMPLOYERS INSURANCE COMPANY OF WAUSAU	0.08%	\$6,960	\$9,252	\$0	\$0	0.00%
110	MID-CONTINENT ASSURANCE COMPANY	0.08%	\$6,903	\$7,670	\$0	\$0	0.00%
111	MITSUI SUMITOMO INSURANCE COMPANY OF AMERICA	0.08%	\$6,893	\$4,405	\$0	-\$21,004	-476.82%
112	SAGAMORE INSURANCE COMPANY	0.08%	\$6,713	\$7,339	\$0	-\$863	-11.76%
113	CONTINENTAL CASUALTY COMPANY	0.08%	\$6,609	\$7,518	\$5,000	\$5,000	66.51%
114	NORTHLAND INSURANCE COMPANY	0.07%	\$6,246	\$5,810	\$0	\$0	0.00%
115	MID CENTURY INSURANCE COMPANY	0.07%	\$6,053	\$5,551	\$5,457	\$768	13.84%
116	SENTRY INSURANCE A MUTUAL COMPANY	0.07%	\$5,860	\$6,240	\$6,607	\$548	8.78%
117	UNION INSURANCE COMPANY OF PROVIDENCE	0.07%	\$5,728	\$4,284	\$0	\$0	0.00%
118	MASSACHUSETTS BAY INSURANCE COMPANY	0.07%	\$5,512	\$6,817	\$0	\$0	0.00%
119	LM INSURANCE CORPORATION	0.06%	\$4,993	\$7,666	\$0	\$0	0.00%

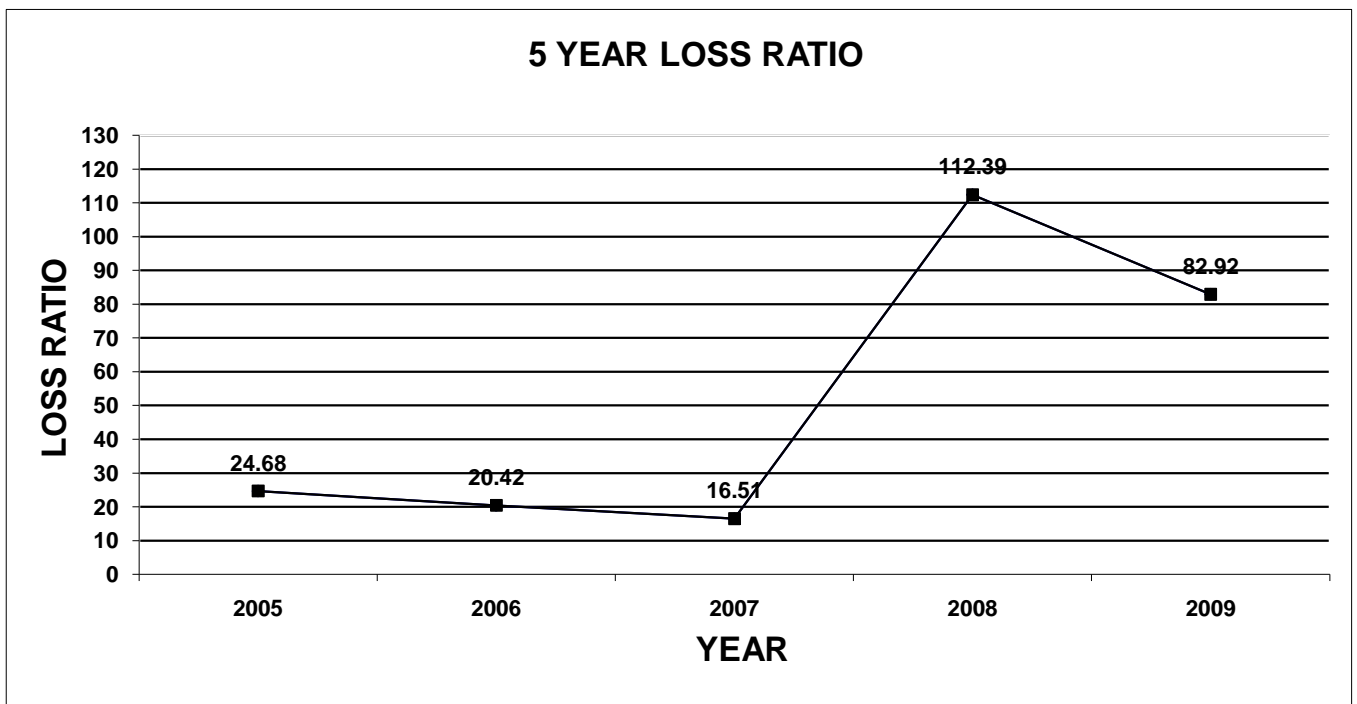
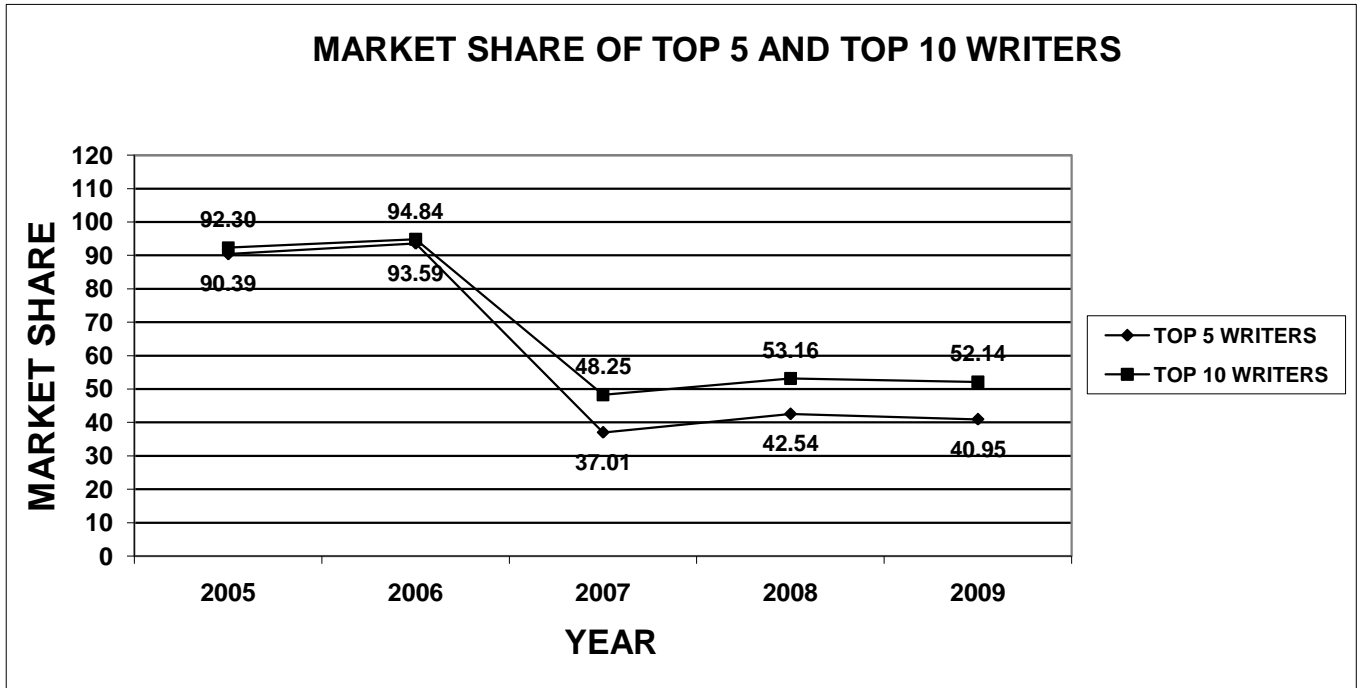
**2009 PROPERTY/CASUALTY INSURANCE
TOTALS BY LINE OF BUSINESS - COMMERCIAL AUTO LIABILITY (Medical Payments)**

OBS	COMPANY NAME	MARKET SHARE	DIRECT PREMIUMS WRITTEN	DIRECT PREMIUMS EARNED	DIRECT LOSSES PAID	DIRECT LOSSES INCURRED	LOSS RATIO
120	ALLSTATE INDEMNITY COMPANY	0.06%	\$4,836	\$12,022	\$583	-\$465	-3.87%
121	RLI INSURANCE COMPANY	0.06%	\$4,809	\$5,768	\$0	\$1,224	21.22%
122	TRANSGUARD INSURANCE COMPANY OF AMERICA INC	0.06%	\$4,702	\$4,713	\$0	\$0	0.00%
123	HARLEYSVILLE INSURANCE COMPANY	0.06%	\$4,666	\$4,510	\$0	\$0	0.00%
124	PROPERTY & CASUALTY INSURANCE COMPANY OF HA	0.05%	\$4,408	\$4,290	\$0	\$0	0.00%
125	STAR INSURANCE COMPANY	0.04%	\$3,486	\$1,825	\$5,000	\$9,582	525.04%
126	WESTFIELD INSURANCE COMPANY	0.04%	\$3,286	\$3,558	\$1	\$755	21.22%
127	CASTLEPOINT NATIONAL INSURANCE COMPANY	0.04%	\$3,141	\$2,907	\$0	\$0	0.00%
128	MITSUI SUMITOMO INSURANCE USA INC	0.04%	\$3,136	\$2,973	\$0	\$1,292	43.46%
129	WESCO INSURANCE COMPANY	0.04%	\$3,128	\$3,585	\$2,306	\$8,555	238.63%
130	MARKEL AMERICAN INSURANCE COMPANY	0.03%	\$2,869	\$3,092	\$0	\$583	18.86%
131	ST PAUL PROTECTIVE INSURANCE COMPANY	0.03%	\$2,868	\$3,243	\$0	\$971	29.94%
132	ALLMERICA FINANCIAL BENEFIT INSURANCE COMPAN)	0.03%	\$2,819	\$1,480	\$0	\$0	0.00%
133	STONINGTON INSURANCE COMPANY	0.03%	\$2,671	\$9,178	\$2,957	-\$7,935	-86.46%
134	STRATFORD INSURANCE COMPANY	0.03%	\$2,600	\$2,585	\$969	\$442	17.10%
135	NATIONAL TRUST INSURANCE COMPANY	0.03%	\$2,513	\$2,335	\$0	\$225	9.64%
136	STATE AUTOMOBILE MUTUAL INSURANCE COMPANY	0.03%	\$2,430	\$3,109	\$0	\$0	0.00%
137	CITIZENS INSURANCE COMPANY OF AMERICA	0.03%	\$2,389	\$1,780	\$0	\$0	0.00%
138	AMERICAN SERVICE INSURANCE COMPANY	0.03%	\$2,310	\$103	\$0	\$75	72.82%
139	21ST CENTURY NATIONAL INSURANCE COMPANY	0.03%	\$2,160	\$3,342	\$2,781	\$2,781	83.21%
140	BANCINSURE INC	0.02%	\$1,961	\$1,945	\$276	\$276	14.19%
141	ASSURANCE COMPANY OF AMERICA	0.02%	\$1,943	\$1,329	\$0	\$0	0.00%
142	NOVA CASUALTY COMPANY	0.02%	\$1,723	\$967	\$0	\$0	0.00%
143	LANCER INSURANCE COMPANY	0.02%	\$1,712	\$1,566	\$0	\$3,000	191.57%
144	HARTFORD ACCIDENT & INDEMNITY CO	0.02%	\$1,682	\$1,682	\$0	\$0	0.00%
145	AXIS INSURANCE COMPANY	0.02%	\$1,679	\$1,273	\$0	\$747	58.68%
146	CHRYSLER INSURANCE COMPANY	0.02%	\$1,568	\$3,647	\$6	-\$2,065	-56.62%
147	PREFERRED PROFESSIONAL INSURANCE COMPANY	0.02%	\$1,539	\$1,850	\$431	\$323	17.46%
148	GREAT AMERICAN ASSURANCE COMPANY	0.02%	\$1,526	\$857	\$0	-\$20	-2.33%
149	ALPHA PROPERTY & CASUALTY INSURANCE CO	0.02%	\$1,514	\$6,293	\$0	\$0	0.00%
150	AMERICAN CASUALTY COMPANY OF READING PENNSY	0.02%	\$1,464	\$6,863	\$5,000	\$5,000	72.85%
151	COUNTRY MUTUAL INSURANCE COMPANY	0.02%	\$1,422	\$1,704	\$0	\$65	3.81%
152	GREAT AMERICAN ALLIANCE INSURANCE COMPANY	0.02%	\$1,258	\$4,944	\$0	-\$619	-12.52%
153	OLD REPUBLIC INSURANCE COMPANY	0.01%	\$1,239	\$2,095	\$9,310	\$2,349	112.12%
154	CAROLINA CASUALTY INSURANCE COMPANY	0.01%	\$1,034	\$1,343	\$0	\$0	0.00%
155	INFINITY AUTO INSURANCE COMPANY	0.01%	\$1,030	\$1,425	\$0	\$913	64.07%
156	NORTHERN INSURANCE COMPANY OF NEW YORK	0.01%	\$928	\$667	\$0	\$0	0.00%
157	HANOVER INSURANCE COMPANY THE	0.01%	\$909	\$1,418	\$0	\$0	0.00%
158	1ST AUTO & CASUALTY INSURANCE COMPANY	0.01%	\$900	\$712	\$0	\$0	0.00%
159	AMERICAN MODERN HOME INSURANCE CO	0.01%	\$841	\$841	\$0	\$0	0.00%
160	WESTPORT INSURANCE CORPORATION	0.01%	\$819	\$954	\$0	\$46,963	4922.75%
161	ST PAUL GUARDIAN INSURANCE COMPANY	0.01%	\$818	\$1,024	\$0	\$290	28.32%
162	FCCI INSURANCE COMPANY	0.01%	\$573	\$270	\$0	\$20	7.41%
163	GOVERNMENT EMPLOYEES INSURANCE CO	0.01%	\$525	\$309	\$0	\$105	33.98%
164	MARKEL INSURANCE COMPANY	0.01%	\$507	\$842	\$0	-\$896	-106.41%
165	NATIONAL INTERSTATE INSURANCE COMPANY	0.00%	\$397	\$384	\$46,672	\$1,579	411.20%
166	UTICA MUTUAL INSURANCE COMPANY	0.00%	\$380	\$1,223	\$0	\$0	0.00%
167	GREAT AMERICAN INSURANCE COMPANY OF NEW YOR	0.00%	\$374	\$83	\$0	-\$115	-138.55%
168	PROTECTIVE INSURANCE COMPANY	0.00%	\$360	\$360	\$0	\$60	16.67%
169	ROCKFORD MUTUAL INSURANCE COMPANY	0.00%	\$335	\$300	\$0	\$0	0.00%
170	EVEREST NATIONAL INSURANCE COMPANY	0.00%	\$315	\$315	-\$6	\$192	60.95%
171	INTEGON NATIONAL INSURANCE COMPANY	0.00%	\$294	\$354	\$0	\$0	0.00%
172	AGRI GENERAL INSURANCE COMPANY	0.00%	\$212	\$63	\$0	\$0	0.00%
173	MERIDIAN CITIZENS MUTUAL INSURANCE COMPANY	0.00%	\$180	\$75	\$0	\$0	0.00%
174	ARGONAUT INSURANCE COMPANY	0.00%	\$172	\$206	\$22	-\$7,303	-3545.15%
175	GREENWICH INSURANCE COMPANY	0.00%	\$159	\$332	\$0	\$4,690	1412.65%
176	ULLICO CASUALTY COMPANY	0.00%	\$155	\$163	\$0	\$0	0.00%
177	SOUTHERN INSURANCE COMPANY	0.00%	\$132	\$501	\$0	-\$66	-13.17%
178	NATIONAL AMERICAN INSURANCE COMPANY	0.00%	\$109	\$109	\$0	\$0	0.00%

**2009 PROPERTY/CASUALTY INSURANCE
TOTALS BY LINE OF BUSINESS - COMMERCIAL AUTO LIABILITY (Medical Payments)**

OBS	COMPANY NAME	MARKET SHARE	DIRECT PREMIUMS WRITTEN	DIRECT PREMIUMS EARNED	DIRECT LOSSES PAID	DIRECT LOSSES INCURRED	LOSS RATIO
179	FIRST LIBERTY INSURANCE CORP THE	0.00%	\$98	\$103	\$0	\$0	0.00%
180	XL SPECIALTY INSURANCE COMPANY	0.00%	\$73	\$573	\$0	-\$754	-131.59%
181	PACIFIC INDEMNITY COMPANY	0.00%	\$46	\$47	\$0	-\$32	-68.09%
182	UNION INSURANCE COMPANY	0.00%	\$44	\$13	\$0	\$0	0.00%
183	TRIANGLE INSURANCE COMPANY INC	0.00%	\$13	\$7	\$0	\$0	0.00%
184	CHARTIS CASUALTY COMPANY	0.00%	\$10	\$14	\$0	\$0	0.00%
185	GATEWAY INSURANCE COMPANY	0.00%	\$7	\$215	\$0	-\$37	-17.21%
186	FIDELITY AND DEPOSIT COMPANY MARYLAND	0.00%	\$1	\$81	\$0	\$0	0.00%
187	CANAL INSURANCE COMPANY	0.00%	\$0	\$0	\$0	-\$23,985	N/A
188	FIDELITY AND GUARANTY INSURANCE COMPANY	0.00%	\$0	\$0	\$0	-\$2,614	N/A
189	GEICO GENERAL INS CO	0.00%	\$0	-\$10	\$0	\$0	0.00%
190	GEICO INDEMNITY COMPANY	0.00%	\$0	\$0	\$2,277	\$2,277	N/A
191	OCCIDENTAL FIRE & CASUALTY COMPANY OF NORTH (0.00%	\$0	\$69	\$0	\$0	0.00%
192	PROGRESSIVE CASUALTY INSURANCE COMPANY	0.00%	\$0	\$0	\$15,251	\$12,215	N/A
193	PROGRESSIVE CLASSIC INSURANCE COMPANY	0.00%	\$0	\$0	\$0	\$24	N/A
194	PROGRESSIVE NORTHWESTERN INSURANCE COMPAN	0.00%	\$0	\$0	-\$175	\$287	N/A
195	UNITED STATES FIDELITY & GUARANTY COMPANY	0.00%	\$0	\$0	\$0	-\$919	N/A
196	VIGILANT INSURANCE COMPANY	0.00%	\$0	\$1	\$0	-\$11	-1100.00%
197	CHARTIS PROPERTY CASUALTY COMPANY	0.00%	-\$43	\$138	\$0	-\$30	-21.74%
198	INFINITY STANDARD INSURANCE COMPANY	0.00%	-\$47	\$487	\$1,000	\$381	78.23%
199	MAXUM CASUALTY INSURANCE COMPANY	0.00%	-\$57	-\$57	\$0	-\$129	226.32%
200	COLONIAL AMERICAN CASUALTY AND SURETY C	0.00%	-\$82	\$67	\$0	\$0	0.00%
201	AMERICAN HOME ASSURANCE COMPANY	-0.35%	-\$29,385	-\$26,624	\$0	\$0	0.00%
	TOTAL	100.00%	\$8,332,300	\$8,457,490	\$4,843,583	\$7,012,584	82.92%

MISSOURI COMMERCIAL AUTO INSURANCE (Medical Payments)



2009 PROPERTY/CASUALTY INSURANCE
TOTALS BY LINE OF BUSINESS - COMMERCIAL AUTO LIABILITY (Uninsured/Underinsured Motorist)

OBS	COMPANY NAME	MARKET SHARE	DIRECT PREMIUMS WRITTEN	DIRECT PREMIUMS EARNED	DIRECT LOSSES PAID	DIRECT LOSSES INCURRED	LOSS RATIO
1	CINCINNATI INSURANCE COMPANY THE	6.07%	\$929,981	\$913,030	\$550,601	\$934,474	102.35%
2	STATE FARM MUTUAL AUTOMOBILE INSURANCE COMP	3.96%	\$606,379	\$596,136	\$227,130	\$420,703	70.57%
3	UNITED FIRE AND CASUALTY COMPANY	3.92%	\$600,786	\$588,569	\$0	\$79,500	13.51%
4	INDIANA LUMBERMENS MUTUAL INSURANCE COMPAN)	3.85%	\$589,365	\$639,805	\$610,692	\$113,112	17.68%
5	CONSUMERS INSURANCE USA INC	3.01%	\$461,289	\$476,072	\$421,800	\$766,125	160.93%
6	OWNERS INSURANCE COMPANY	2.89%	\$443,193	\$447,194	\$30,000	-\$28,161	-6.30%
7	ARTISAN AND TRUCKERS CASUALTY COMPANY	2.72%	\$416,704	\$377,192	\$450,264	\$351,370	93.15%
8	CONTINENTAL WESTERN INSURANCE COMPANY	2.50%	\$382,185	\$401,548	\$643,580	\$371,017	92.40%
9	CHARTER OAK FIRE INSURANCE CO THE	2.39%	\$365,739	\$343,444	\$700,000	\$231,931	67.53%
10	FARM BUREAU TOWN & COUNTRY INS CO OF MO	2.37%	\$362,926	\$357,421	\$6,348	\$176,296	49.32%
11	AMERICAN FAMILY MUTUAL INSURANCE COMPANY	2.32%	\$355,156	\$366,296	\$463,875	\$727,417	198.59%
12	AUTO OWNERS INSURANCE COMPANY	2.09%	\$319,706	\$339,168	\$110,000	\$1,204,554	355.15%
13	UNITED FINANCIAL CASUALTY COMPANY	2.07%	\$316,475	\$359,168	\$15,131	-\$59,608	-16.60%
14	SECURA INSURANCE A MUTUAL COMPANY	1.87%	\$286,560	\$253,806	\$0	\$22,578	8.90%
15	SAFETY NATIONAL CASUALTY CORPORATION	1.85%	\$283,208	\$35,693	\$0	\$47,773	133.84%
16	ZURICH AMERICAN INSURANCE COMPANY	1.84%	\$282,363	\$361,818	\$0	\$2,500	0.69%
17	AMERISURE INSURANCE COMPANY	1.44%	\$221,119	\$230,013	\$0	\$10,000	4.35%
18	TRAVELERS PROPERTY CASUALTY COMPANY OF AME	1.41%	\$215,575	\$250,545	\$18,307	\$107,764	43.01%
19	PHILADELPHIA INDEMNITY INSURANCE COMPANY	1.36%	\$208,304	\$206,086	\$36,127	\$162,288	78.75%
20	ACUITY A MUTUAL INSURANCE COMPANY	1.34%	\$205,369	\$204,556	\$15,000	\$401,828	196.44%
21	BROTHERHOOD MUTUAL INSURANCE CO	1.30%	\$199,225	\$208,833	\$64,374	\$145,858	69.84%
22	COLUMBIA MUTUAL INSURANCE COMPANY	1.19%	\$182,456	\$176,762	\$0	\$54,958	31.09%
23	HAULERS INSURANCE COMPANY INC	1.17%	\$179,622	\$173,900	\$0	\$11,442	6.58%
24	SHELTER GENERAL INSURANCE COMPANY	1.17%	\$178,932	\$177,060	\$0	\$0	0.00%
25	AMERICAN ALTERNATIVE INSURANCE CORPORATION	1.09%	\$166,716	\$168,847	\$200,000	-\$45,000	-26.65%
26	GRINNELL MUTUAL REINSURANCE COMPANY	1.07%	\$163,749	\$168,556	\$10,894	\$52,846	31.35%
27	SHELTER MUTUAL INSURANCE COMPANY	1.07%	\$163,657	\$164,657	\$0	\$0	0.00%
28	MIDWESTERN INDEMNITY COMPANY THE	1.02%	\$156,721	\$164,444	\$315,000	\$187,696	114.14%
29	ARGONAUT MIDWEST INSURANCE COMPANY	1.02%	\$156,232	\$150,589	\$18,760	\$81,141	53.88%
30	SAVERS PROPERTY & CASUALTY INSURANCE COMPAN	0.98%	\$149,860	\$153,042	\$17,000	\$17,000	11.11%
31	AMERICAN GUARANTEE & LIABILITY INSURANCE COMP.	0.96%	\$146,862	\$197,929	\$0	\$89,550	45.24%
32	CAMERON MUTUAL INSURANCE COMPANY	0.94%	\$144,559	\$147,561	\$51,500	\$204,868	138.84%
33	HARTFORD UNDERWRITERS INSURANCE COMPANY	0.94%	\$143,229	\$155,738	\$499,999	\$382,467	245.58%
34	STATE NATIONAL INSURANCE COMPANY INC	0.92%	\$140,951	\$123,725	\$7,203	\$71,873	58.09%
35	EMCASCO INSURANCE COMPANY	0.89%	\$135,584	\$117,501	\$0	\$0	0.00%
36	SENTINEL INSURANCE COMPANY LTD	0.88%	\$134,335	\$115,251	\$2,035	\$3,150	2.73%
37	NATIONWIDE AGRIBUSINESS INSURANCE COMPANY	0.87%	\$132,679	\$124,541	\$0	\$1,716	1.38%
38	NETHERLANDS INSURANCE COMPANY THE	0.85%	\$130,749	\$133,913	\$2,819	\$16,077	12.01%
39	EMPLOYERS MUTUAL CASUALTY COMPANY	0.80%	\$121,898	\$125,936	\$0	\$1	0.00%
40	FEDERATED MUTUAL INSURANCE COMPANY	0.79%	\$121,535	\$132,478	\$0	\$50,000	37.74%
41	AMERICAN STATES INSURANCE COMPANY	0.76%	\$116,177	\$131,463	\$64,424	\$37,534	28.55%
42	TRUCK INSURANCE EXCHANGE	0.72%	\$110,639	\$120,141	-\$204	\$1,727	1.44%
43	GENERAL CASUALTY COMPANY OF WISCONSIN	0.71%	\$109,014	\$115,788	\$0	-\$8,049	-6.95%
44	AMERISURE MUTUAL INSURANCE COMPANY	0.71%	\$108,417	\$117,268	\$275,000	\$275,000	234.51%
45	STATE AUTO PROPERTY & CASUALTY INSURANCE CO	0.71%	\$108,026	\$110,648	\$0	-\$50,299	-45.46%
46	ADDISON INSURANCE COMPANY	0.70%	\$106,987	\$104,900	\$0	\$54,000	51.48%
47	PEERLESS INDEMNITY INSURANCE COMPANY	0.69%	\$105,784	\$80,607	\$5,014	\$10,251	12.72%
48	NORTHLAND INSURANCE COMPANY	0.64%	\$98,710	\$86,612	\$0	-\$16,114	-18.60%
49	EMPIRE FIRE AND MARINE INSURANCE CO	0.63%	\$96,487	\$165,788	\$20,000	\$261,698	157.85%
50	FEDERATED SERVICE INSURANCE COMPANY	0.63%	\$95,726	\$101,749	\$0	\$50,000	49.14%
51	HAWKEYE SECURITY INSURANCE COMPANY	0.62%	\$95,387	\$102,941	\$140,000	\$100,188	97.33%
52	SENTRY SELECT INSURANCE COMPANY	0.61%	\$94,078	\$99,617	\$172,300	\$105,015	105.42%
53	UNIVERSAL UNDERWRITERS INS CO	0.61%	\$92,672	\$144,245	\$85,186	-\$61,188	-42.42%
54	SELECTIVE INSURANCE COMPANY OF SOUTH CAROLIN	0.57%	\$87,914	\$81,309	\$0	\$8,209	10.10%
55	INSURANCE COMPANY OF THE STATE OF PENNSYLVAN	0.56%	\$86,436	\$94,528	\$0	\$0	0.00%
56	BITUMINOUS CASUALTY CORPORATION	0.53%	\$81,703	\$85,395	\$0	\$11,412	13.36%
57	NATIONAL UNION FIRE INSURANCE COMPANY OF PITTS	0.50%	\$77,053	\$95,774	\$761	\$995	1.04%
58	ST PAUL FIRE & MARINE INSURANCE COMPANY	0.50%	\$76,445	\$77,432	\$0	\$72,698	93.89%
59	PEERLESS INSURANCE COMPANY	0.48%	\$73,419	\$82,803	\$0	\$0	0.00%
60	GENERAL INSURANCE COMPANY OF AMERICA	0.47%	\$71,699	\$87,770	\$11,140	-\$4,247	-4.84%

2009 PROPERTY/CASUALTY INSURANCE
TOTALS BY LINE OF BUSINESS - COMMERCIAL AUTO LIABILITY (Uninsured/Underinsured Motorist)

OBS	COMPANY NAME	MARKET SHARE	DIRECT PREMIUMS WRITTEN	DIRECT PREMIUMS EARNED	DIRECT LOSSES PAID	DIRECT LOSSES INCURRED	LOSS RATIO
61	GATEWAY INSURANCE COMPANY	0.45%	\$68,761	\$55,683	\$22,192	\$35,491	63.74%
62	GUIDEONE MUTUAL INSURANCE COMPANY	0.42%	\$65,010	\$60,344	\$5,000	\$8,640	14.32%
63	AMERICAN ECONOMY INSURANCE COMPANY	0.41%	\$63,227	\$64,439	\$0	\$0	0.00%
64	NATIONAL INDEMNITY COMPANY	0.41%	\$63,078	\$72,473	\$59,500	-\$35,224	-48.60%
65	NATIONAL LIABILITY & FIRE INSURANCE COMPANY	0.40%	\$60,759	\$58,639	\$0	-\$20,115	-34.30%
66	WAUSAU UNDERWRITERS INSURANCE COMPANY	0.38%	\$58,585	\$41,926	\$0	\$0	0.00%
67	REGENT INSURANCE COMPANY	0.37%	\$56,509	\$52,264	\$0	-\$24,243	-46.39%
68	DISCOVER PROPERTY AND CASUALTY INSURANCE CC	0.35%	\$54,291	\$66,821	\$563,648	\$542,861	812.41%
69	FARMERS INSURANCE EXCHANGE	0.35%	\$54,039	\$60,977	\$0	-\$2,446	-4.01%
70	PHOENIX INSURANCE COMPANY THE	0.35%	\$52,919	\$50,966	\$0	\$18,339	35.98%
71	GREAT WEST CASUALTY COMPANY	0.33%	\$50,257	\$52,820	\$91,007	\$116,007	219.63%
72	ALLSTATE INSURANCE COMPANY	0.32%	\$49,665	\$40,344	\$0	\$2,548	6.32%
73	NEW HAMPSHIRE INSURANCE COMPANY	0.31%	\$47,980	\$65,009	\$0	\$38,550	59.30%
74	CONTINENTAL INSURANCE COMPANY THE	0.31%	\$46,956	\$46,099	\$0	\$0	0.00%
75	LIBERTY MUTUAL FIRE INSURANCE COMPANY	0.30%	\$46,446	\$62,327	\$4,800	\$1,453,997	2332.85%
76	STATE FARM FIRE AND CASUALTY COMPANY	0.30%	\$45,964	\$47,183	\$0	-\$9,193	-19.48%
77	HARLEYSVILLE INSURANCE COMPANY	0.30%	\$45,213	\$43,704	\$0	\$0	0.00%
78	ARCH INSURANCE COMPANY	0.29%	\$44,849	\$44,282	\$0	\$0	0.00%
79	TRAVELERS INDEMNITY COMPANY	0.28%	\$43,454	\$42,331	\$0	\$5,179	12.23%
80	HARTFORD FIRE INSURANCE COMPANY	0.28%	\$42,336	\$38,890	\$0	\$511,813	1316.05%
81	CAROLINA CASUALTY INSURANCE COMPANY	0.26%	\$40,416	\$59,832	\$2,185	\$60,685	101.43%
82	PRAETORIAN INSURANCE COMPANY	0.25%	\$37,909	\$22,246	-\$1,314	\$1,087	4.89%
83	AMERICAN SOUTHERN INSURANCE COMPANY	0.23%	\$34,611	\$24,945	\$353	-\$4,903	-19.66%
84	MID CENTURY INSURANCE COMPANY	0.22%	\$33,354	\$29,680	\$0	\$1,314	4.43%
85	VALLEY FORGE INSURANCE COMPANY	0.21%	\$32,635	\$31,286	\$0	\$0	0.00%
86	TWIN CITY FIRE INSURANCE COMPANY	0.21%	\$32,603	\$42,067	\$7,500	\$14,218	33.80%
87	VICTORIA FIRE & CASUALTY COMPANY	0.21%	\$32,595	\$23,845	\$0	\$3,085	12.94%
88	QBE INSURANCE CORPORATION	0.21%	\$32,433	\$19,310	\$791	\$3,548	18.37%
89	NATIONAL FIRE INSURANCE COMPANY OF HARTFORD	0.21%	\$31,512	\$27,673	\$0	\$0	0.00%
90	FIRST NATIONAL INSURANCE COMPANY OF AMERICA	0.19%	\$29,333	\$42,089	\$0	\$0	0.00%
91	BITUMINOUS FIRE AND MARINE INS CO	0.19%	\$29,213	\$27,736	\$0	\$3,422	12.34%
92	COMMERCE AND INDUSTRY INSURANCE CO	0.19%	\$29,098	\$26,944	\$0	\$0	0.00%
93	ST PAUL MERCURY INSURANCE COMPANY	0.19%	\$28,956	\$26,767	\$0	-\$19,019	-71.05%
94	TRAVELERS INDEMNITY COMPANY OF AMERICA	0.18%	\$27,160	\$28,838	\$4,000	\$8,522	29.55%
95	NORTHFIELD INSURANCE COMPANY	0.17%	\$26,689	\$29,013	\$0	\$38,306	132.03%
96	AMERICAN NATIONAL PROPERTY & CASUALTY COMPA	0.17%	\$26,436	\$25,851	\$0	\$16,649	64.40%
97	FARMERS ALLIANCE MUTUAL INSURANCE COMPANY	0.17%	\$26,147	\$26,156	\$0	\$0	0.00%
98	ACCEPTANCE CASUALTY INSURANCE CO	0.17%	\$25,699	\$28,194	\$160	\$160	0.57%
99	REDLAND INSURANCE COMPANY	0.16%	\$25,203	\$40,908	\$14,783	\$2,392	5.85%
100	PHARMACISTS MUTUAL INSURANCE COMPANY	0.16%	\$25,094	\$25,126	\$0	\$144	0.57%
101	OHIO CASUALTY INSURANCE COMPANY	0.16%	\$24,714	\$29,554	\$0	\$0	0.00%
102	GREAT AMERICAN ASSURANCE COMPANY	0.16%	\$24,509	\$26,238	\$0	\$488	1.86%
103	MARYLAND CASUALTY COMPANY	0.16%	\$24,371	\$24,491	\$0	\$0	0.00%
104	TRAVELERS INDEMNITY COMPANY OF CONNECTICUT	0.15%	\$23,546	\$22,880	\$0	-\$47,392	-207.13%
105	MAXUM CASUALTY INSURANCE COMPANY	0.15%	\$23,418	\$16,681	\$0	-\$3,262	-19.56%
106	OLD REPUBLIC INSURANCE COMPANY	0.15%	\$23,302	\$22,287	\$0	\$823	3.69%
107	WEST AMERICAN INSURANCE COMPANY	0.15%	\$22,969	\$28,075	\$0	\$0	0.00%
108	WAUSAU BUSINESS INSURANCE COMPANY	0.15%	\$22,920	\$23,321	\$0	\$0	0.00%
109	STRATFORD INSURANCE COMPANY	0.15%	\$22,814	\$22,687	\$8,502	\$3,876	17.08%
110	VICTORIA AUTOMOBILE INSURANCE COMPANY	0.15%	\$22,346	\$29,755	\$0	\$568	1.91%
111	FARMLAND MUTUAL INSURANCE COMPANY	0.14%	\$21,667	\$22,213	\$0	-\$21,472	-96.66%
112	AMERICAN SERVICE INSURANCE COMPANY	0.14%	\$21,646	\$25,633	\$0	\$18,714	73.01%
113	AMERICAN FIRE & CASUALTY COMPANY	0.14%	\$21,007	\$27,951	\$0	\$0	0.00%
114	NATIONAL INTERSTATE INSURANCE COMPANY	0.13%	\$20,640	\$14,636	\$38,305	\$30,832	210.66%
115	LIBERTY INSURANCE CORPORATION	0.13%	\$20,422	\$18,427	\$0	\$9,919	53.83%
116	SAGAMORE INSURANCE COMPANY	0.13%	\$20,263	\$22,072	\$0	-\$3,086	-13.98%
117	GRANITE STATE INSURANCE COMPANY	0.13%	\$19,835	\$22,233	\$0	\$0	0.00%
118	TRANSPORTATION INSURANCE COMPANY	0.13%	\$19,675	\$23,737	\$0	\$0	0.00%
119	HARTFORD CASUALTY INSURANCE CO	0.12%	\$18,781	\$19,504	\$0	\$0	0.00%

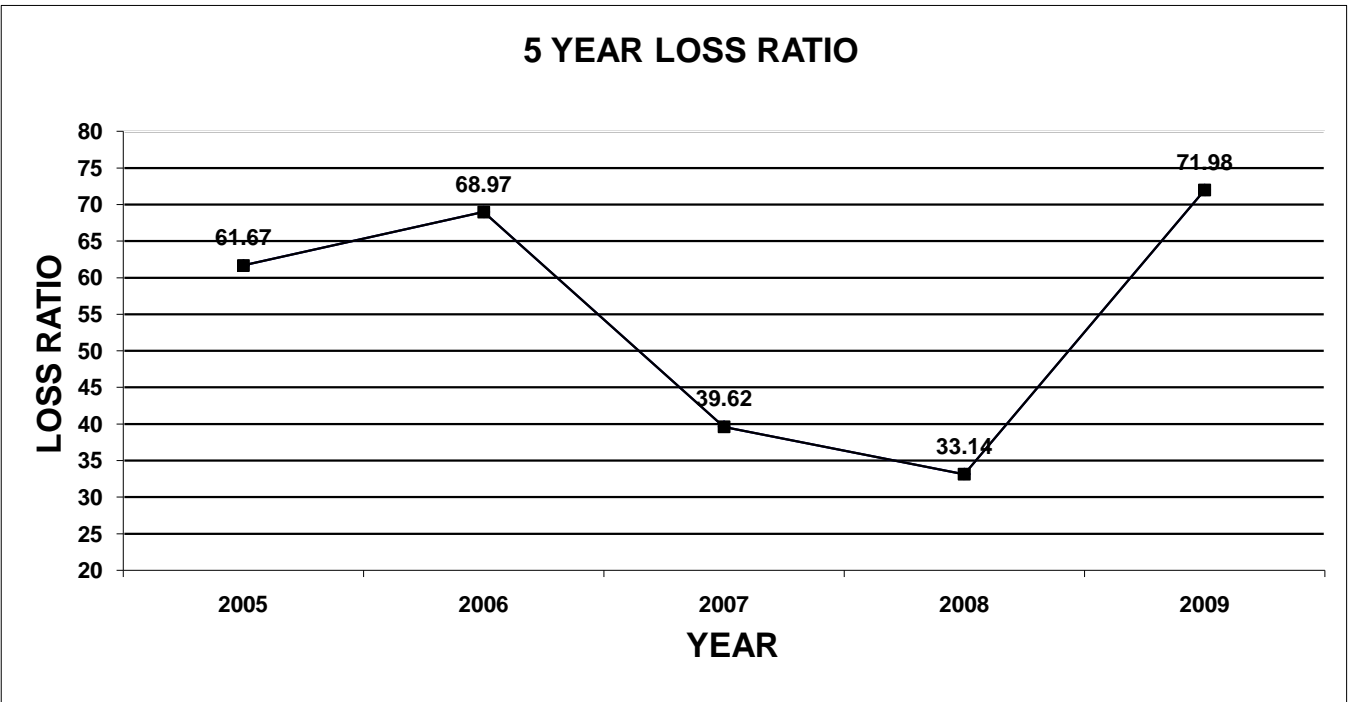
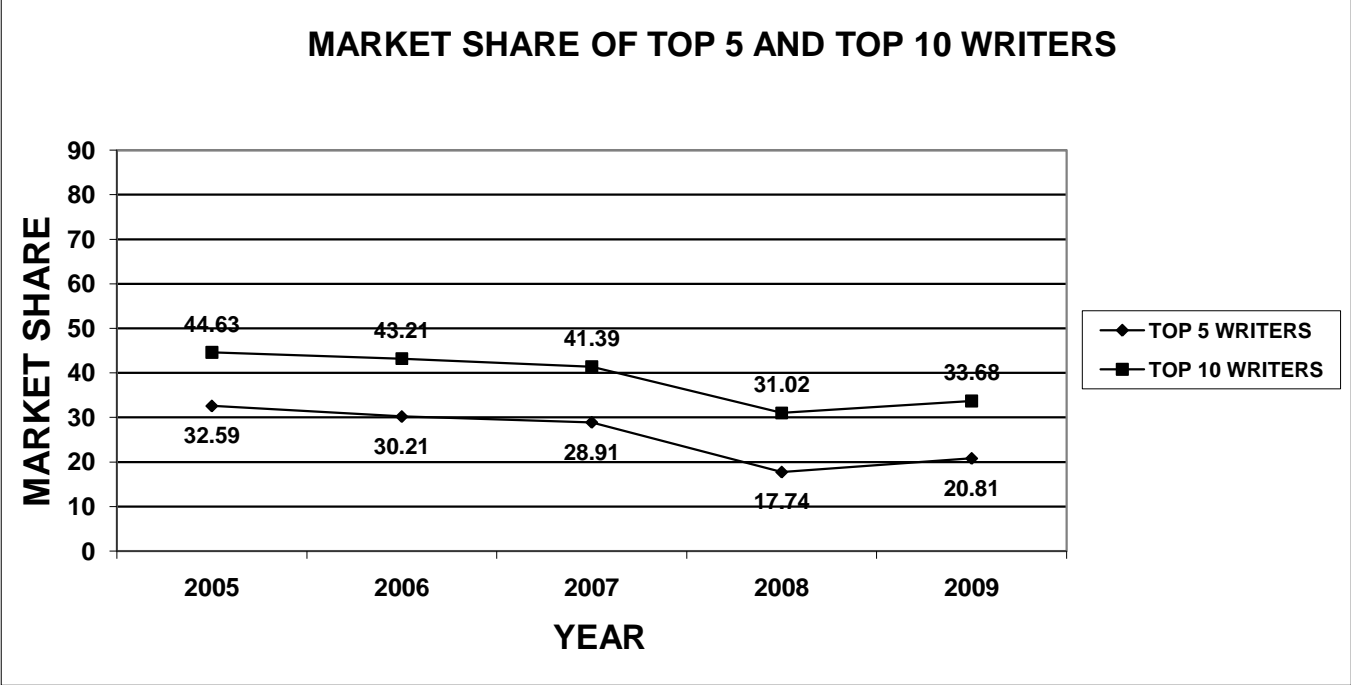
**2009 PROPERTY/CASUALTY INSURANCE
TOTALS BY LINE OF BUSINESS - COMMERCIAL AUTO LIABILITY (Uninsured/Underinsured Motorist)**

OBS	COMPANY NAME	MARKET SHARE	DIRECT PREMIUMS WRITTEN	DIRECT PREMIUMS EARNED	DIRECT LOSSES PAID	DIRECT LOSSES INCURRED	LOSS RATIO
120	ST PAUL PROTECTIVE INSURANCE COMPANY	0.12%	\$18,062	\$19,341	\$0	\$5,793	29.95%
121	UNION INSURANCE COMPANY OF PROVIDENCE	0.12%	\$17,753	\$11,877	\$0	\$0	0.00%
122	CONTINENTAL CASUALTY COMPANY	0.12%	\$17,691	\$14,067	\$0	\$0	0.00%
123	LANCER INSURANCE COMPANY	0.12%	\$17,631	\$14,723	\$0	-\$5,000	-33.96%
124	SENECA INSURANCE COMPANY INC	0.11%	\$16,595	\$16,759	\$1,726	\$7,778	46.41%
125	SENTRY INSURANCE A MUTUAL COMPANY	0.10%	\$15,488	\$15,586	\$0	-\$9,487	-60.87%
126	OCCIDENTAL FIRE & CASUALTY COMPANY OF NORTH (0.10%	\$15,364	\$18,638	\$0	\$30,000	160.96%
127	TRANSGUARD INSURANCE COMPANY OF AMERICA INC	0.10%	\$15,285	\$15,322	\$0	\$0	0.00%
128	21ST CENTURY NATIONAL INSURANCE COMPANY	0.10%	\$15,269	\$21,744	\$0	\$0	0.00%
129	ZURICH AMERICAN INSURANCE COMPANY OF ILLINOIS	0.10%	\$14,959	\$24,554	\$0	\$0	0.00%
130	COOPERATIVE MUTUAL INSURANCE COMPANY	0.10%	\$14,953	\$12,911	\$1,183	\$342	2.65%
131	DIAMOND STATE INSURANCE COMPANY	0.09%	\$13,512	\$2,063	\$0	\$1,211	58.70%
132	PROPERTY & CASUALTY INSURANCE COMPANY OF HA	0.09%	\$13,441	\$13,001	\$0	\$0	0.00%
133	UNIVERSAL UNDERWRITERS OF TEXAS INSURANCE CC	0.09%	\$13,344	\$13,344	\$0	\$0	0.00%
134	ILLINOIS NATIONAL INSURANCE COMPANY	0.08%	\$12,878	\$11,989	\$0	-\$1,975	-16.47%
135	SELECTIVE INSURANCE COMPANY OF THE SOUTHEAS'	0.08%	\$12,529	\$11,086	\$0	\$5,384	48.57%
136	STARNET INSURANCE COMPANY	0.08%	\$11,525	\$10,180	\$0	\$3,000	29.47%
137	GREAT DIVIDE INSURANCE COMPANY	0.07%	\$10,833	\$11,717	\$2,046	\$6,072	51.82%
138	ALLSTATE INDEMNITY COMPANY	0.07%	\$10,437	\$24,602	\$28,909	\$203,620	827.66%
139	AMERICAN CASUALTY COMPANY OF READING PENNSY	0.07%	\$10,160	\$8,555	\$0	\$0	0.00%
140	MASSACHUSETTS BAY INSURANCE COMPANY	0.06%	\$9,789	\$12,313	\$0	\$0	0.00%
141	EMPLOYERS INSURANCE COMPANY OF WAUSAU	0.06%	\$9,359	\$9,795	\$0	\$0	0.00%
142	LM INSURANCE CORPORATION	0.06%	\$9,270	\$12,865	\$0	\$0	0.00%
143	HARCO NATIONAL INSURANCE COMPANY	0.06%	\$9,145	\$16,979	\$49,933	\$47,039	277.04%
144	ASSURANCE COMPANY OF AMERICA	0.06%	\$9,117	\$7,356	\$0	\$0	0.00%
145	GREAT AMERICAN INSURANCE COMPANY	0.06%	\$8,904	\$7,522	\$0	\$231	3.07%
146	SPARTA INSURANCE COMPANY	0.06%	\$8,481	\$6,179	\$0	\$3,431	55.53%
147	MITSUI SUMITOMO INSURANCE COMPANY OF AMERICA	0.05%	\$8,356	\$8,957	\$0	-\$42,007	-468.99%
148	NATIONAL SPECIALTY INSURANCE COMPANY	0.05%	\$8,185	\$5,304	\$0	\$0	0.00%
149	ALPHA PROPERTY & CASUALTY INSURANCE CO	0.05%	\$8,162	\$14,839	\$0	\$0	0.00%
150	BANCINSURE INC	0.05%	\$8,136	\$7,722	\$0	\$0	0.00%
151	CITIZENS INSURANCE COMPANY OF AMERICA	0.05%	\$7,786	\$5,195	\$0	\$0	0.00%
152	WESCO INSURANCE COMPANY	0.05%	\$7,551	\$9,520	\$5,567	\$20,654	216.95%
153	SELECTIVE INSURANCE COMPANY OF AMERICA	0.05%	\$7,078	\$1,108	\$0	\$123	11.10%
154	CANAL INSURANCE COMPANY	0.04%	\$6,518	\$9,519	\$10,000	\$10,000	105.05%
155	STONINGTON INSURANCE COMPANY	0.04%	\$6,294	\$21,625	\$6,967	-\$18,695	-86.45%
156	STATE AUTOMOBILE MUTUAL INSURANCE COMPANY	0.04%	\$6,035	\$7,722	\$0	\$0	0.00%
157	WESTFIELD INSURANCE COMPANY	0.04%	\$5,959	\$5,576	\$2	\$1,183	21.22%
158	NATIONAL CONTINENTAL INSURANCE COMPANY	0.04%	\$5,825	\$3,776	\$0	\$707	18.72%
159	MITSUI SUMITOMO INSURANCE USA INC	0.04%	\$5,564	\$4,901	\$0	\$2,585	52.74%
160	NATIONAL TRUST INSURANCE COMPANY	0.03%	\$4,860	\$4,517	\$0	\$436	9.65%
161	ALLMERICA FINANCIAL BENEFIT INSURANCE COMPAN)	0.03%	\$4,836	\$2,960	\$0	\$0	0.00%
162	CASTLEPOINT NATIONAL INSURANCE COMPANY	0.03%	\$4,201	\$3,886	\$0	\$0	0.00%
163	ST PAUL GUARDIAN INSURANCE COMPANY	0.03%	\$3,980	\$4,504	\$0	\$1,277	28.35%
164	HARTFORD ACCIDENT & INDEMNITY CO	0.02%	\$3,764	\$3,721	\$0	\$0	0.00%
165	HUDSON INSURANCE COMPANY	0.02%	\$3,481	\$3,481	\$21	\$760	21.83%
166	AXIS INSURANCE COMPANY	0.02%	\$3,199	\$2,469	\$0	\$1,403	56.82%
167	GOVERNMENT EMPLOYEES INSURANCE CO	0.02%	\$3,131	\$1,499	\$0	\$673	44.90%
168	PREFERRED PROFESSIONAL INSURANCE COMPANY	0.02%	\$3,046	\$3,700	\$862	\$647	17.49%
169	MID-CONTINENT CASUALTY COMPANY	0.02%	\$2,931	\$4,277	\$0	-\$119,025	-2782.91%
170	INFINITY AUTO INSURANCE COMPANY	0.02%	\$2,825	\$3,578	\$0	\$11,482	320.91%
171	GREAT AMERICAN ALLIANCE INSURANCE COMPANY	0.02%	\$2,824	\$3,669	\$0	-\$201	-5.48%
172	NORTHERN INSURANCE COMPANY OF NEW YORK	0.02%	\$2,734	\$2,556	\$0	\$0	0.00%
173	MARKEL AMERICAN INSURANCE COMPANY	0.01%	\$2,081	\$2,770	\$0	\$522	18.84%
174	COUNTRY MUTUAL INSURANCE COMPANY	0.01%	\$1,995	\$2,154	\$0	\$587	27.25%
175	NOVA CASUALTY COMPANY	0.01%	\$1,966	\$1,680	\$0	\$0	0.00%
176	1ST AUTO & CASUALTY INSURANCE COMPANY	0.01%	\$1,953	\$1,550	\$0	\$0	0.00%
177	PROTECTIVE INSURANCE COMPANY	0.01%	\$1,735	\$1,735	\$0	\$291	16.77%
178	RLI INSURANCE COMPANY	0.01%	\$1,588	\$1,905	\$0	\$342	17.95%

2009 PROPERTY/CASUALTY INSURANCE
TOTALS BY LINE OF BUSINESS - COMMERCIAL AUTO LIABILITY (Uninsured/Underinsured Motorist)

OBS	COMPANY NAME	MARKET SHARE	DIRECT PREMIUMS WRITTEN	DIRECT PREMIUMS EARNED	DIRECT LOSSES PAID	DIRECT LOSSES INCURRED	LOSS RATIO
179	LIBERTY MUTUAL INSURANCE COMPANY	0.01%	\$1,564	\$1,999	\$0	\$0	0.00%
180	MARKEL INSURANCE COMPANY	0.01%	\$1,453	\$2,111	\$0	-\$893	-42.30%
181	FCCI INSURANCE COMPANY	0.01%	\$1,376	\$739	\$0	\$55	7.44%
182	INTEGON NATIONAL INSURANCE COMPANY	0.01%	\$1,211	\$1,540	\$0	\$0	0.00%
183	HANOVER INSURANCE COMPANY THE	0.01%	\$1,110	\$3,001	\$0	\$0	0.00%
184	GREAT AMERICAN INSURANCE COMPANY OF NEW YOR	0.01%	\$1,032	\$255	\$0	-\$106	-41.57%
185	KNIGHTBROOK INSURANCE COMPANY	0.01%	\$959	\$959	\$0	\$575	59.96%
186	FIRST LIBERTY INSURANCE CORP THE	0.01%	\$782	\$824	\$0	\$0	0.00%
187	WESTPORT INSURANCE CORPORATION	0.00%	\$721	\$840	\$0	\$41,343	4921.79%
188	AGRI GENERAL INSURANCE COMPANY	0.00%	\$700	\$182	\$0	\$0	0.00%
189	EVEREST NATIONAL INSURANCE COMPANY	0.00%	\$534	\$534	-\$6	\$326	61.05%
190	ROCKFORD MUTUAL INSURANCE COMPANY	0.00%	\$431	\$387	\$0	\$0	0.00%
191	GREENWICH INSURANCE COMPANY	0.00%	\$371	\$463	\$0	-\$1,887	-407.56%
192	NATIONAL AMERICAN INSURANCE COMPANY	0.00%	\$349	\$320	\$0	\$0	0.00%
193	OHIO SECURITY INSURANCE COMPANY	0.00%	\$341	\$452	\$0	\$0	0.00%
194	ULLICO CASUALTY COMPANY	0.00%	\$324	\$340	\$0	\$0	0.00%
195	CHRYSLER INSURANCE COMPANY	0.00%	\$296	\$688	\$2	-\$390	-56.69%
196	MERIDIAN CITIZENS MUTUAL INSURANCE COMPANY	0.00%	\$291	\$121	\$0	\$0	0.00%
197	AMERICAN MODERN HOME INSURANCE CO	0.00%	\$249	\$249	\$0	\$0	0.00%
198	UTICA MUTUAL INSURANCE COMPANY	0.00%	\$244	\$786	\$0	\$0	0.00%
199	ARGONAUT INSURANCE COMPANY	0.00%	\$192	\$230	\$24	-\$8,162	-3548.70%
200	COMPANION PROPERTY AND CASUALTY INSURANCE C	0.00%	\$115	\$34	\$0	\$0	0.00%
201	INFINITY STANDARD INSURANCE COMPANY	0.00%	\$72	\$1,468	\$0	-\$2,054	-139.92%
202	TRIANGLE INSURANCE COMPANY INC	0.00%	\$70	\$35	\$0	\$0	0.00%
203	XL SPECIALTY INSURANCE COMPANY	0.00%	\$66	\$503	\$0	-\$1,767	-351.29%
204	UNION INSURANCE COMPANY	0.00%	\$30	\$8	\$0	\$0	0.00%
205	CHARTIS CASUALTY COMPANY	0.00%	\$25	\$35	\$0	\$0	0.00%
206	FIDELITY AND DEPOSIT COMPANY MARYLAND	0.00%	\$1	\$264	\$0	\$0	0.00%
207	CLARENDON NATIONAL INSURANCE COMPANY	0.00%	\$0	\$0	\$368	-\$292	N/A
208	COLUMBIA INSURANCE COMPANY	0.00%	\$0	\$0	\$0	-\$2	N/A
209	FIDELITY AND GUARANTY INSURANCE COMPANY	0.00%	\$0	\$0	\$0	-\$24,552	N/A
210	FIRST SPECIALTY INSURANCE CORPORATION	0.00%	\$0	\$0	\$0	\$58	N/A
211	GEICO GENERAL INS CO	0.00%	\$0	-\$5	\$0	\$0	0.00%
212	NATIONWIDE MUTUAL FIRE INSURANCE COMPANY	0.00%	\$0	\$0	\$0	\$2	N/A
213	PROGRESSIVE CLASSIC INSURANCE COMPANY	0.00%	\$0	\$0	\$0	-\$665	N/A
214	PROGRESSIVE NORTHWESTERN INSURANCE COMPAN	0.00%	\$0	\$0	\$0	-\$11,009	N/A
215	TRINITY UNIVERSAL INSURANCE COMPANY	0.00%	\$0	\$0	\$0	-\$1,040	N/A
216	UNITED NATIONAL SPECIALTY INSURANCE COMPANY	0.00%	\$0	\$0	\$0	-\$1,875	N/A
217	UNITED STATES FIDELITY & GUARANTY COMPANY	0.00%	\$0	\$0	\$0	-\$1,294	N/A
218	PROGRESSIVE CASUALTY INSURANCE COMPANY	0.00%	-\$12	-\$4	\$0	\$20,795	-519875.00%
219	CHARTIS PROPERTY CASUALTY COMPANY	0.00%	-\$107	\$344	\$0	-\$76	-22.09%
220	COLONIAL AMERICAN CASUALTY AND SURETY C	0.00%	-\$479	\$457	\$0	\$0	0.00%
221	AMERICAN ZURICH INSURANCE COMPANY	-0.04%	-\$6,411	-\$13,035	\$0	\$0	0.00%
222	AMERICAN HOME ASSURANCE COMPANY	-0.48%	-\$73,426	-\$66,671	\$0	\$0	0.00%
TOTAL		100.00%	\$15,315,772	\$15,501,899	\$7,191,076	\$11,158,029	71.98%

**MISSOURI COMMERCIAL AUTO INSURANCE
(Uninsured/Underinsured Motorist)**



**2009 PROPERTY/CASUALTY INSURANCE
TOTALS BY LINE OF BUSINESS - PRIVATE PASSENGER (Auto Comprehensive)**

OBS	COMPANY NAME	MARKET SHARE	DIRECT PREMIUMS WRITTEN	DIRECT PREMIUMS EARNED	DIRECT LOSSES PAID	DIRECT LOSSES INCURRED	LOSS RATIO
1	STATE FARM MUTUAL AUTOMOBILE INSURANCE COMPANY	24.69%	\$121,875,958	\$118,342,616	\$61,138,241	\$61,282,683	51.78%
2	AMERICAN FAMILY MUTUAL INSURANCE COMPANY	15.61%	\$77,045,561	\$76,414,608	\$39,661,921	\$43,481,376	56.90%
3	SHELTER MUTUAL INSURANCE COMPANY	5.66%	\$27,948,276	\$27,628,846	\$18,495,697	\$18,439,943	66.74%
4	FARMERS INSURANCE COMPANY INC	4.42%	\$21,828,775	\$22,369,576	\$9,458,160	\$8,299,925	37.10%
5	SAFECO INSURANCE COMPANY OF ILLINOIS	3.57%	\$17,604,615	\$18,178,785	\$6,468,553	\$6,338,824	34.87%
6	FARM BUREAU TOWN & COUNTRY INS CO OF MO	2.85%	\$14,051,752	\$13,896,239	\$7,679,940	\$7,771,644	55.93%
7	AUTOMOBILE CLUB INTER-INSURANCE EXCHANGE	2.75%	\$13,591,978	\$13,287,675	\$7,028,307	\$7,067,865	53.19%
8	ALLIED PROPERTY & CASUALTY INSURANCE COMPANY	2.60%	\$12,857,613	\$12,473,900	\$7,912,448	\$7,698,029	61.71%
9	PROGRESSIVE PREFERRED INSURANCE COMPANY	2.26%	\$11,138,265	\$10,926,495	\$4,998,781	\$4,905,589	44.90%
10	GEICO GENERAL INS CO	2.07%	\$10,233,527	\$10,049,155	\$5,057,779	\$5,089,310	50.64%
11	PROGRESSIVE DIRECT INSURANCE COMPANY	1.63%	\$8,023,157	\$7,652,327	\$4,365,788	\$4,379,877	57.24%
12	UNITED SERVICES AUTOMOBILE ASSOCIATION	1.59%	\$7,828,373	\$7,481,031	\$3,859,871	\$3,914,977	52.33%
13	ALLSTATE INSURANCE COMPANY	1.35%	\$6,685,724	\$6,894,285	\$1,906,997	\$1,855,286	26.91%
14	SAFE AUTO INSURANCE COMPANY	1.31%	\$6,458,369	\$5,676,908	\$3,924,914	\$4,372,815	77.03%
15	STATE FARM FIRE AND CASUALTY COMPANY	1.31%	\$6,446,827	\$6,313,034	\$4,192,027	\$4,178,190	66.18%
16	TRAVELERS HOME AND MARINE INSURANCE COMPANY THE	1.28%	\$6,310,220	\$5,948,827	\$2,702,171	\$2,880,633	48.42%
17	ALLSTATE FIRE AND CASUALTY INSURANCE COMPANY	1.27%	\$6,293,985	\$6,315,334	\$2,640,768	\$2,637,491	41.76%
18	NATIONWIDE AFFINITY INSURANCE COMPANY OF AMERICA	1.26%	\$6,244,591	\$6,286,296	\$3,881,300	\$3,830,683	60.94%
19	ALLSTATE PROPERTY & CASUALTY INSURANCE COMPANY	1.23%	\$6,050,578	\$6,537,639	\$2,400,195	\$2,335,022	35.72%
20	LIBERTY MUTUAL FIRE INSURANCE COMPANY	1.10%	\$5,449,774	\$5,204,637	\$1,801,932	\$1,799,035	34.57%
21	AMERICAN STANDARD INSURANCE COMPANY OF WISCONSI	1.03%	\$5,093,026	\$5,281,539	\$3,114,037	\$3,499,552	66.26%
22	PROGRESSIVE NORTHWESTERN INSURANCE COMPANY	0.94%	\$4,647,072	\$4,357,162	\$2,046,451	\$2,002,773	45.97%
23	GOVERNMENT EMPLOYEES INSURANCE CO	0.92%	\$4,523,220	\$4,436,596	\$2,176,650	\$2,196,417	49.51%
24	GEICO INDEMNITY COMPANY	0.89%	\$4,404,046	\$4,394,858	\$2,130,191	\$2,091,828	47.60%
25	USAA CASUALTY INSURANCE COMPANY	0.88%	\$4,348,495	\$4,228,071	\$2,185,417	\$2,179,192	51.54%
26	CAMERON MUTUAL INSURANCE COMPANY	0.69%	\$3,398,041	\$3,523,670	\$2,209,151	\$2,156,220	61.19%
27	AMERICAN NATIONAL PROPERTY & CASUALTY COMPANY	0.57%	\$2,802,550	\$2,683,567	\$1,211,482	\$1,220,783	45.49%
28	CORNERSTONE NATIONAL INSURANCE COMPANY	0.55%	\$2,693,185	\$2,748,695	\$1,351,403	\$1,338,585	48.70%
29	NATIONWIDE INSURANCE COMPANY OF AMERICA	0.54%	\$2,652,123	\$2,596,910	\$1,884,493	\$1,806,779	69.57%
30	PROGRESSIVE MAX INSURANCE COMPANY	0.53%	\$2,638,969	\$2,688,268	\$1,366,672	\$1,413,347	52.57%
31	TWIN CITY FIRE INSURANCE COMPANY	0.50%	\$2,489,671	\$2,214,619	\$1,377,149	\$1,373,654	62.03%
32	COLUMBIA MUTUAL INSURANCE COMPANY	0.48%	\$2,379,414	\$2,323,775	\$1,741,296	\$1,646,072	70.84%
33	MIDWESTERN INDEMNITY COMPANY THE	0.47%	\$2,309,354	\$2,493,784	\$1,496,911	\$1,586,661	63.62%
34	HARTFORD UNDERWRITERS INSURANCE COMPANY	0.44%	\$2,162,370	\$2,297,626	\$789,847	\$795,057	34.60%
35	CAMERON NATIONAL INSURANCE COMPANY	0.43%	\$2,144,411	\$2,077,884	\$1,113,500	\$1,125,917	54.19%
36	ESURANCE INSURANCE COMPANY	0.36%	\$1,783,609	\$1,804,283	\$1,072,201	\$1,096,147	60.75%
37	PROPERTY & CASUALTY INSURANCE COMPANY OF HARTFC	0.36%	\$1,759,788	\$1,864,611	\$954,866	\$952,556	51.09%
38	OWNERS INSURANCE COMPANY	0.28%	\$1,403,263	\$1,252,602	\$510,285	\$551,492	44.03%
39	COUNTRY PREFERRED INSURANCE COMPANY	0.27%	\$1,354,982	\$1,322,916	\$594,984	\$610,826	46.17%
40	UNIVERSAL CASUALTY COMPANY	0.26%	\$1,302,826	\$2,320,284	\$2,210,906	\$2,336,897	100.72%
41	MID CENTURY INSURANCE COMPANY	0.26%	\$1,293,154	\$1,388,204	\$666,275	\$727,115	52.38%
42	AUTO OWNERS INSURANCE COMPANY	0.25%	\$1,235,327	\$1,203,605	\$525,164	\$530,188	44.05%
43	HARTFORD INSURANCE COMPANY OF MIDWEST THE	0.24%	\$1,190,817	\$1,099,926	\$1,392,391	\$1,399,175	127.21%
44	MERIDIAN SECURITY INSURANCE COMPANY	0.21%	\$1,039,766	\$822,134	\$589,339	\$593,892	72.24%
45	BRISTOL WEST INSURANCE COMPANY	0.21%	\$1,035,791	\$893,790	\$572,482	\$618,472	69.20%
46	ELECTRIC INSURANCE COMPANY	0.21%	\$1,017,853	\$783,538	\$443,630	\$350,250	44.70%
47	21ST CENTURY CENTENNIAL INSURANCE COMPANY	0.20%	\$973,494	\$881,284	\$527,021	\$490,088	55.61%
48	NATIONAL GENERAL INSURANCE COMPANY	0.19%	\$953,114	\$971,364	\$769,730	\$1,496,424	154.05%
49	AUTO CLUB FAMILY INSURANCE COMPANY	0.19%	\$951,780	\$1,197,883	\$610,288	\$603,238	50.36%
50	21ST CENTURY NORTH AMERICA INSURANCE COMPANY	0.19%	\$914,395	\$665,116	\$330,054	\$355,385	53.43%
51	HAULERS INSURANCE COMPANY INC	0.17%	\$862,380	\$840,768	\$552,810	\$538,770	64.08%
52	FOREMOST INSURANCE COMPANY	0.17%	\$839,265	\$881,907	\$510,054	\$506,678	57.45%
53	USAA GENERAL INDEMNITY COMPANY	0.17%	\$823,331	\$806,358	\$617,328	\$614,177	76.17%
54	METROPOLITAN PROPERTY & CASUALTY INSURANCE COMF	0.16%	\$804,479	\$814,227	\$316,253	\$330,761	40.62%
55	ESSENTIA INSURANCE COMPANY	0.16%	\$798,612	\$759,806	\$220,783	\$211,383	27.82%
56	ALLSTATE INDEMNITY COMPANY	0.16%	\$786,718	\$810,774	\$242,027	\$271,857	33.53%
57	METROPOLITAN GROUP PROPERTY & CASUALTY INSURANC	0.16%	\$779,039	\$804,917	\$280,167	\$277,787	34.51%
58	CINCINNATI INSURANCE COMPANY THE	0.14%	\$704,778	\$615,535	\$190,249	\$187,316	30.43%
59	ACUITY A MUTUAL INSURANCE COMPANY	0.14%	\$701,671	\$650,923	\$250,371	\$252,173	38.74%
60	AFFIRMATIVE INSURANCE COMPANY	0.13%	\$658,659	\$662,400	\$445,204	\$425,524	64.24%

**2009 PROPERTY/CASUALTY INSURANCE
TOTALS BY LINE OF BUSINESS - PRIVATE PASSENGER (Auto Comprehensive)**

OBS	COMPANY NAME	MARKET SHARE	DIRECT PREMIUMS WRITTEN	DIRECT PREMIUMS EARNED	DIRECT LOSSES PAID	DIRECT LOSSES INCURRED	LOSS RATIO
61	COUNTRY MUTUAL INSURANCE COMPANY	0.13%	\$658,269	\$660,646	\$405,412	\$365,672	55.35%
62	VICTORIA AUTOMOBILE INSURANCE COMPANY	0.13%	\$633,705	\$717,102	\$379,782	\$347,981	48.53%
63	DAIRYLAND INSURANCE COMPANY	0.13%	\$627,500	\$689,960	\$364,424	\$329,123	47.70%
64	GMAC INSURANCE COMPANY ONLINE INC	0.12%	\$616,702	\$589,902	\$490,932	\$534,230	90.56%
65	GRINNELL SELECT INSURANCE COMPANY	0.12%	\$614,303	\$582,352	\$434,777	\$438,947	75.37%
66	SENTRY INSURANCE A MUTUAL COMPANY	0.12%	\$571,805	\$447,612	\$146,847	\$145,249	32.45%
67	STATE AUTO PROPERTY & CASUALTY INSURANCE COMPAN	0.12%	\$571,323	\$588,983	\$138,838	\$139,739	23.73%
68	CONSUMERS INSURANCE USA INC	0.11%	\$559,033	\$567,001	\$520,244	\$502,518	88.63%
69	GRINNELL MUTUAL REINSURANCE COMPANY	0.11%	\$542,884	\$558,977	\$262,103	\$256,536	45.89%
70	HORACE MANN PROPERTY & CASUALTY INSURANCE COMP,	0.11%	\$537,842	\$510,552	\$183,453	\$179,541	35.17%
71	PROGRESSIVE CLASSIC INSURANCE COMPANY	0.11%	\$529,270	\$861,115	\$412,407	\$370,404	43.01%
72	MENDOTA INSURANCE COMPANY	0.10%	\$514,311	\$502,884	\$309,058	\$317,503	63.14%
73	DIRECT GENERAL INSURANCE COMPANY	0.10%	\$494,894	\$465,546	\$134,315	\$142,814	30.68%
74	FINANCIAL INDEMNITY COMPANY	0.10%	\$491,168	\$622,557	\$407,675	\$403,162	64.76%
75	AMICA MUTUAL INSURANCE COMPANY	0.10%	\$470,830	\$429,400	\$128,039	\$126,371	29.43%
76	FIREMANS FUND INSURANCE COMPANY	0.09%	\$449,526	\$458,007	\$144,365	\$95,059	20.75%
77	GARRISON PROPERTY AND CASUALTY INSURANCE COMPAN	0.09%	\$438,300	\$380,775	\$254,329	\$260,043	68.29%
78	SHELTER GENERAL INSURANCE COMPANY	0.09%	\$437,255	\$441,853	\$380,011	\$374,025	84.65%
79	UNITRIN PREFERRED INSURANCE COMPANY	0.09%	\$431,630	\$437,014	\$235,281	\$221,266	50.63%
80	CALIFORNIA CASUALTY GENERAL INSURANCE COMPANY OI	0.08%	\$408,873	\$398,120	\$226,686	\$217,768	54.70%
81	IDS PROPERTY CASUALTY INSURANCE COMPANY	0.08%	\$396,394	\$385,892	\$205,069	\$190,336	49.32%
82	MILLERS CLASSIFIED INSURANCE COMPANY	0.08%	\$394,557	\$393,672	\$163,506	\$107,703	27.36%
83	SECURA SUPREME INSURANCE COMPANY	0.08%	\$389,888	\$424,815	\$139,352	\$132,762	31.25%
84	MILLERS FIRST INSURANCE COMANY	0.08%	\$387,797	\$384,188	\$131,687	\$154,200	40.14%
85	GUIDEONE AMERICA INSURANCE COMPANY	0.08%	\$382,746	\$377,003	\$138,380	\$142,730	37.86%
86	ECONOMY PREMIER ASSURANCE COMPANY	0.07%	\$361,477	\$384,217	\$104,582	\$109,066	28.39%
87	OMNI INDEMNITY COMPANY	0.07%	\$342,768	\$299,386	\$198,952	\$188,892	63.09%
88	FIRST LIBERTY INSURANCE CORP THE	0.07%	\$334,094	\$302,411	\$123,346	\$126,046	41.68%
89	ALFA VISION INSURANCE CORPORATION	0.06%	\$320,145	\$338,684	\$144,629	\$139,129	41.08%
90	ENCOMPASS INDEMNITY COMPANY	0.06%	\$311,526	\$450,685	\$159,846	\$86,345	19.16%
91	LYNDON SOUTHERN INSURANCE COMPANY	0.06%	\$301,526	\$291,019	\$107,134	\$115,812	39.80%
92	AMCO INSURANCE COMPANY	0.06%	\$298,819	\$253,052	\$163,866	\$228,761	90.40%
93	TRAVELERS PROPERTY CASUALTY INSURANCE COMPANY	0.06%	\$272,603	\$250,489	\$168,503	\$181,692	72.53%
94	METROPOLITAN DIRECT PROPERTY AND CASUALTY INSUR/	0.05%	\$251,165	\$265,031	\$137,962	\$123,841	46.73%
95	TRAVELERS PERSONAL INSURANCE COMPANY	0.05%	\$240,454	\$393,575	\$140,039	\$149,983	38.11%
96	AMERICAN NATIONAL GENERAL INSURANCE COMPANY	0.05%	\$237,515	\$215,878	\$122,184	\$123,336	57.13%
97	21ST CENTURY NATIONAL INSURANCE COMPANY	0.05%	\$233,242	\$256,248	\$149,851	\$156,532	61.09%
98	FIDELITY NATIONAL INSURANCE COMPANY	0.05%	\$229,902	\$200,821	\$52,245	\$124,005	61.75%
99	TRADERS INSURANCE COMPANY	0.05%	\$229,797	\$242,103	\$58,874	\$40,331	16.66%
100	VIKING INSURANCE COMPANY OF WISCONSIN	0.05%	\$228,687	\$197,087	\$73,843	\$86,005	43.64%
101	YOUNG AMERICA INSURANCE COMPANY	0.05%	\$223,988	\$218,839	\$94,591	\$95,075	43.45%
102	FIRST ACCEPTANCE INSURANCE COMPANY INC	0.05%	\$222,222	\$237,500	\$114,149	\$102,736	43.26%
103	RESPONSE WORLDWIDE INSURANCE COMPANY	0.04%	\$220,960	\$237,456	\$145,066	\$167,210	70.42%
104	ALFA SPECIALTY INSURANCE CORPORATION	0.04%	\$218,918	\$146,820	\$30,818	\$40,918	27.87%
105	UNITRIN DIRECT PROPERTY & CASUALTY COMPANY	0.04%	\$215,437	\$258,722	\$124,751	\$126,720	48.98%
106	MIDDLESEX INSURANCE COMPANY	0.04%	\$214,582	\$322,473	\$132,374	\$115,388	35.78%
107	EQUITY INSURANCE COMPANY	0.04%	\$197,507	\$120,596	\$78,993	\$107,832	89.42%
108	NATIONAL INTERSTATE INSURANCE COMPANY	0.04%	\$184,570	\$190,203	\$264,782	\$242,192	127.33%
109	GUIDEONE ELITE INSURANCE COMPANY	0.04%	\$174,742	\$183,323	\$135,462	\$133,262	72.69%
110	AMERICAN MODERN HOME INSURANCE CO	0.04%	\$174,420	\$136,169	\$187,482	\$302,622	222.24%
111	UNITED FIRE AND CASUALTY COMPANY	0.04%	\$173,924	\$148,226	\$99,038	\$96,201	64.90%
112	CHARTIS PROPERTY CASUALTY COMPANY	0.03%	\$171,759	\$102,430	-\$875,786	\$228,462	223.04%
113	TRUMBULL INSURANCE COMPANY	0.03%	\$169,296	\$30,206	\$19,356	\$21,066	69.74%
114	INSURANCE COMPANY OF THE STATE OF PENNSYLVANIA	0.03%	\$157,947	\$345,595	\$211,815	\$174,627	50.53%
115	PROGRESSIVE CASUALTY INSURANCE COMPANY	0.03%	\$156,243	\$254,724	\$111,569	\$101,839	39.98%
116	TEACHERS INSURANCE COMPANY	0.03%	\$156,039	\$157,351	\$50,214	\$50,375	32.01%
117	CHARTER INDEMNITY COMPANY	0.03%	\$148,026	\$47,222	\$12,516	\$5,120	10.84%
118	21ST CENTURY PREMIER INSURANCE COMPANY	0.03%	\$139,456	\$164,206	\$129,566	\$109,267	66.54%
119	DIRECT NATIONAL INSURANCE COMPANY	0.03%	\$136,039	\$142,554	\$38,354	\$38,023	26.67%

**2009 PROPERTY/CASUALTY INSURANCE
TOTALS BY LINE OF BUSINESS - PRIVATE PASSENGER (Auto Comprehensive)**

OBS	COMPANY NAME	MARKET SHARE	DIRECT PREMIUMS WRITTEN	DIRECT PREMIUMS EARNED	DIRECT LOSSES PAID	DIRECT LOSSES INCURRED	LOSS RATIO
120	FARMERS ALLIANCE MUTUAL INSURANCE COMPANY	0.03%	\$131,487	\$131,699	\$140,821	\$137,571	104.46%
121	KEMPER INDEPENDENCE INSURANCE COMPANY	0.03%	\$131,397	\$142,436	\$79,038	\$75,652	53.11%
122	SAGAMORE INSURANCE COMPANY	0.03%	\$129,441	\$108,727	\$64,258	\$67,661	62.23%
123	GEICO CASUALTY COMPANY	0.03%	\$129,069	\$142,189	\$66,141	\$63,767	44.85%
124	AMERICAN SERVICE INSURANCE COMPANY	0.03%	\$127,860	\$100,734	\$87,615	\$99,491	98.77%
125	PROGRESSIVE SPECIALTY INSURANCE COMPANY	0.03%	\$125,695	\$204,220	\$90,527	\$85,371	41.80%
126	GREAT NORTHERN INSURANCE COMPANY	0.03%	\$124,080	\$147,587	\$29,506	\$29,174	19.77%
127	FEDERAL INSURANCE COMPANY	0.02%	\$120,035	\$125,159	\$7,653	\$7,485	5.98%
128	RESPONSE INSURANCE COMPANY	0.02%	\$117,909	\$113,219	\$80,486	\$91,477	80.80%
129	NATIONAL SURETY CORPORATION	0.02%	\$116,488	\$96,235	\$36,745	\$37,151	38.60%
130	AMERICAN HOME ASSURANCE COMPANY	0.02%	\$110,490	\$233,062	\$144,535	\$117,059	50.23%
131	NATIONAL GENERAL ASSURANCE COMPANY	0.02%	\$109,889	\$116,677	\$53,958	\$47,469	40.68%
132	CHUBB NATIONAL INSURANCE COMPANY	0.02%	\$109,343	\$101,906	\$53,873	\$53,841	52.83%
133	21ST CENTURY ADVANTAGE INSURANCE COMPANY	0.02%	\$105,719	\$168,777	\$34,754	\$37,716	22.35%
134	MIC GENERAL INSURANCE CORPORATION	0.02%	\$96,652	\$107,787	\$32,995	\$32,551	30.20%
135	WEST AMERICAN INSURANCE COMPANY	0.02%	\$96,129	\$102,842	\$90,448	\$101,509	98.70%
136	AMERICAN BANKERS INSURANCE COMPANY OF FLORIDA	0.02%	\$94,179	\$89,468	\$59,340	\$19,621	21.93%
137	BANKERS STANDARD INSURANCE COMPANY	0.02%	\$92,256	\$62,863	\$18,290	\$12,953	20.61%
138	VIGILANT INSURANCE COMPANY	0.02%	\$91,066	\$103,483	\$7,276	\$7,098	6.86%
139	WORKMENS AUTO INSURANCE COMPANY	0.02%	\$89,997	\$71,811	\$7,742	\$12,339	17.18%
140	PHILADELPHIA INDEMNITY INSURANCE COMPANY	0.02%	\$88,048	\$83,548	\$42,000	\$44,675	53.47%
141	ENCOMPASS INSURANCE COMPANY OF AMERICA	0.02%	\$87,295	\$116,221	\$33,761	\$25,526	21.96%
142	PHARMACISTS MUTUAL INSURANCE COMPANY	0.02%	\$85,815	\$85,380	\$37,534	\$38,455	45.04%
143	TRAVELERS COMMERCIAL INSURANCE COMPANY	0.02%	\$85,427	\$137,220	\$36,169	\$43,427	31.65%
144	AMERICAN FAMILY HOME INSURANCE COMPANY	0.02%	\$85,139	\$355,024	\$359,879	\$250,556	70.57%
145	INFINITY ASSURANCE INSURANCE COMPANY	0.02%	\$79,787	\$98,443	\$68,431	\$66,247	67.29%
146	TRAVCO INSURANCE COMPANY	0.02%	\$79,394	-\$149,177	-\$31,652	-\$37,725	25.29%
147	NATIONAL UNION FIRE INSURANCE COMPANY OF PITTSBUR	0.02%	\$77,715	\$163,500	\$84,378	\$72,971	44.63%
148	INFINITY AUTO INSURANCE COMPANY	0.02%	\$75,456	\$106,376	\$75,548	\$64,166	60.32%
149	INFINITY INDEMNITY INSURANCE COMPANY	0.02%	\$74,648	\$80,896	\$51,223	\$51,180	63.27%
150	INFINITY INSURANCE COMPANY	0.01%	\$73,785	\$109,167	\$23,823	\$25,424	23.29%
151	NEW SOUTH INSURANCE COMPANY	0.01%	\$73,701	\$83,411	\$40,169	\$39,817	47.74%
152	PRIDE NATIONAL INSURANCE COMPANY	0.01%	\$72,773	\$39,056	\$19,042	\$28,851	73.87%
153	AMERICAN RELIABLE INSURANCE COMPANY	0.01%	\$70,497	\$71,026	\$35,307	\$28,970	40.79%
154	1ST AUTO & CASUALTY INSURANCE COMPANY	0.01%	\$70,062	\$54,968	\$29,796	\$29,451	53.58%
155	HARTFORD FIRE INSURANCE COMPANY	0.01%	\$69,160	\$82,637	\$16,036	\$14,861	17.98%
156	MARKEL AMERICAN INSURANCE COMPANY	0.01%	\$63,484	\$73,742	\$45,788	\$56,124	76.11%
157	STATE AUTO NATIONAL INSURANCE COMPANY	0.01%	\$60,805	\$56,249	\$25,340	\$25,754	45.79%
158	GUIDEONE MUTUAL INSURANCE COMPANY	0.01%	\$59,887	\$64,576	\$19,392	\$16,199	25.09%
159	FARMERS UNION COOPERATIVE INSURANCE COMPANY	0.01%	\$57,939	\$57,362	\$33,954	\$32,266	56.25%
160	INSUREMAX INSURANCE COMPANY	0.01%	\$56,305	\$47,089	\$25,610	\$25,284	53.69%
161	EMCASCO INSURANCE COMPANY	0.01%	\$54,544	\$35,160	\$11,203	\$9,413	26.77%
162	ARMED FORCES INSURANCE EXCHANGE	0.01%	\$54,357	\$46,331	\$25,298	\$27,587	59.54%
163	METROPOLITAN CASUALTY INSURANCE COMPANY	0.01%	\$53,952	\$55,911	\$16,088	\$16,804	30.05%
164	COUNTRY CASUALTY INSURANCE COMPANY	0.01%	\$51,719	\$53,492	\$19,390	\$24,710	46.19%
165	HARTFORD ACCIDENT & INDEMNITY CO	0.01%	\$51,702	\$55,556	\$24,319	\$24,319	43.77%
166	PACIFIC INDEMNITY COMPANY	0.01%	\$51,694	\$56,320	\$90,543	\$90,459	160.62%
167	PHOENIX INSURANCE COMPANY THE	0.01%	\$51,475	\$68,965	\$4,379	\$6,778	9.83%
168	21ST CENTURY INSURANCE COMPANY	0.01%	\$51,402	\$64,901	\$90,533	\$82,332	126.86%
169	MERITPLAN INSURANCE COMPANY	0.01%	\$50,932	\$59,578	\$110,556	\$106,387	178.57%
170	FOREMOST SIGNATURE INSURANCE COMPANY	0.01%	\$49,579	\$50,083	\$28,362	\$27,962	55.83%
171	HALLMARK INSURANCE COMPANY	0.01%	\$47,359	\$43,270	\$16,041	\$13,459	31.10%
172	AIU INSURANCE COMPANY	0.01%	\$43,416	\$97,582	\$55,476	\$49,893	51.13%
173	AMERICAN SECURITY INSURANCE COMPANY	0.01%	\$42,807	\$53,804	\$8,247	\$6,582	12.23%
174	SENTINEL INSURANCE COMPANY LTD	0.01%	\$34,887	\$27,131	\$39,191	\$40,978	151.04%
175	AUTOMOBILE INS CO OF HARTFORD CT	0.01%	\$34,453	\$47,595	\$6,503	\$8,046	16.91%
176	PERMANENT GENERAL ASSURANCE CORPORATION	0.01%	\$33,916	\$24,310	\$2,579	\$2,579	10.61%
177	CHARTIS CASUALTY COMPANY	0.01%	\$33,754	\$106,356	\$120,345	\$89,519	84.17%
178	AMERICAN MODERN SELECT INSURANCE COMPANY	0.01%	\$31,826	\$31,411	\$3,311	-\$11,363	-36.18%

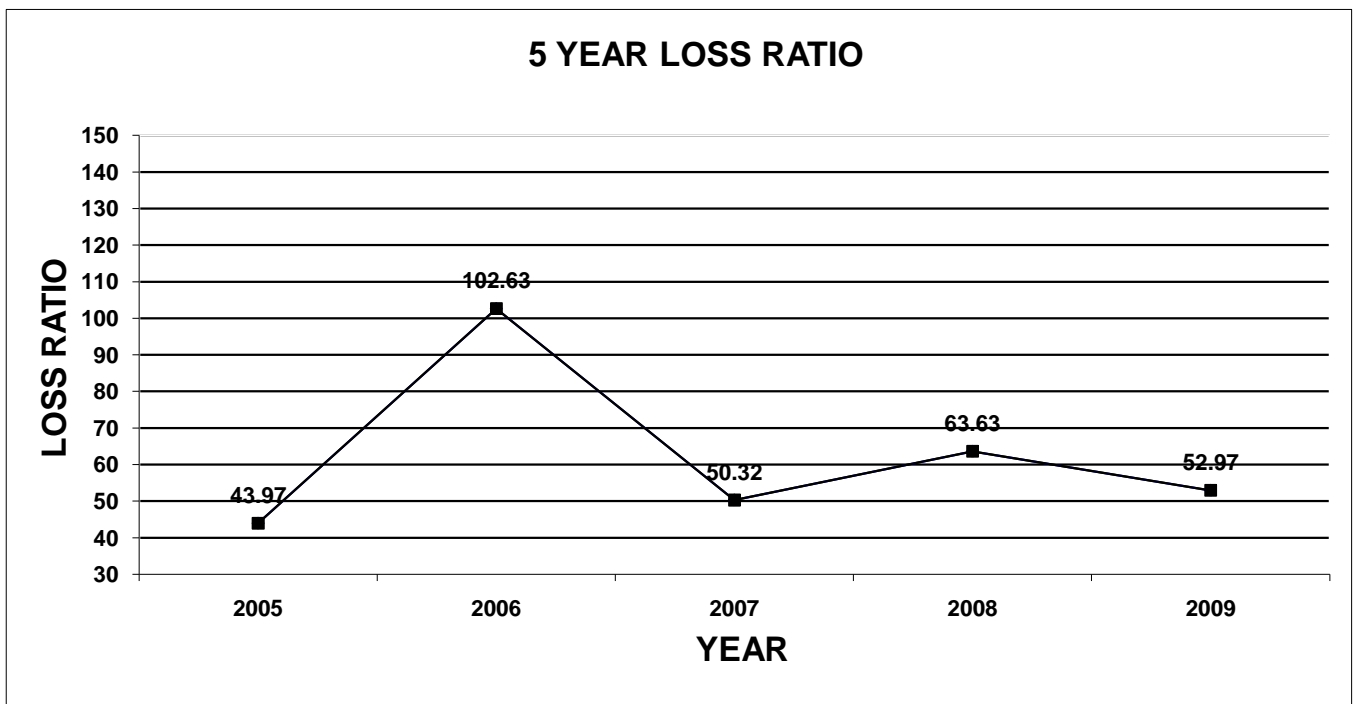
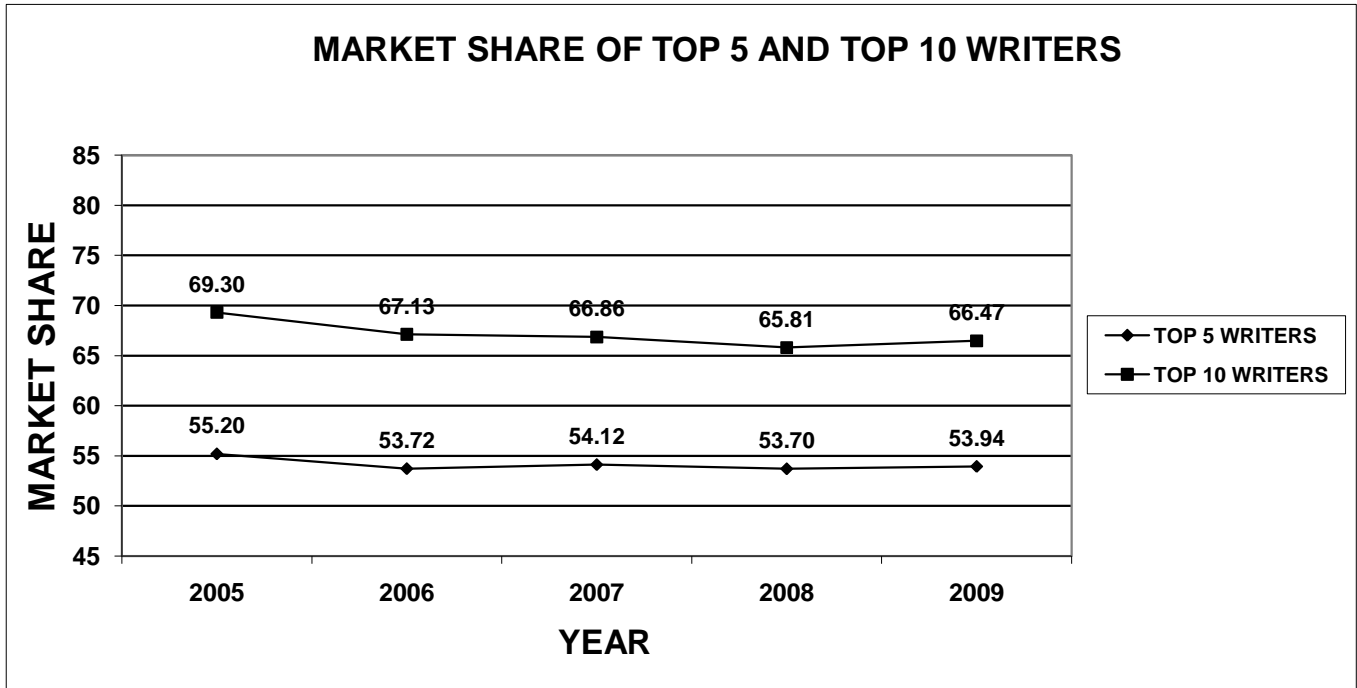
2009 PROPERTY/CASUALTY INSURANCE
TOTALS BY LINE OF BUSINESS - PRIVATE PASSENGER (Auto Comprehensive)

OBS	COMPANY NAME	MARKET SHARE	DIRECT PREMIUMS WRITTEN	DIRECT PREMIUMS EARNED	DIRECT LOSSES PAID	DIRECT LOSSES INCURRED	LOSS RATIO
179	LIBERTY INSURANCE CORPORATION	0.01%	\$31,505	\$37,871	\$12,799	\$12,307	32.50%
180	HORACE MANN INSURANCE COMPANY	0.01%	\$27,301	\$23,621	\$2,660	\$2,678	11.34%
181	ALPHA PROPERTY & CASUALTY INSURANCE CO	0.00%	\$24,470	\$28,411	\$13,349	\$15,109	53.18%
182	MERASTAR INSURANCE COMPANY	0.00%	\$24,322	\$24,712	\$16,845	\$17,010	68.83%
183	ROCKFORD MUTUAL INSURANCE COMPANY	0.00%	\$24,114	\$19,118	\$2,904	\$7,904	41.34%
184	SECURA INSURANCE A MUTUAL COMPANY	0.00%	\$22,154	\$22,229	\$4,249	\$2,739	12.32%
185	AMERICAN FIRE & CASUALTY COMPANY	0.00%	\$21,640	\$23,001	\$9,313	\$9,638	41.90%
186	TRIUMPHE CASUALTY COMPANY	0.00%	\$20,702	\$15,125	\$13,382	\$14,231	94.09%
187	AMERICAN HALLMARK INSURANCE COMPANY OF TEXAS	0.00%	\$18,810	\$16,487	\$20,992	\$26,175	158.76%
188	OMNI INSURANCE COMPANY	0.00%	\$18,619	\$25,948	\$2,432	\$2,516	9.70%
189	BALBOA INSURANCE COMPANY	0.00%	\$16,887	\$132,050	\$102,378	\$118,680	89.88%
190	DEPOSITORS INSURANCE COMPANY	0.00%	\$15,806	\$14,067	\$576	\$39,944	283.96%
191	TRAVELERS INDEMNITY COMPANY OF AMERICA	0.00%	\$15,335	\$26,376	\$2,874	\$3,823	14.49%
192	WESTERN AGRICULTURAL INSURANCE COMPANY	0.00%	\$14,905	\$20,322	\$4,870	\$4,870	23.96%
193	DEERBROOK INSURANCE COMPANY	0.00%	\$13,505	\$19,078	\$4,862	\$5,574	29.22%
194	METROPOLITAN GENERAL INSURANCE COMPANY	0.00%	\$11,125	\$11,501	\$543	\$831	7.23%
195	EMPLOYERS MUTUAL CASUALTY COMPANY	0.00%	\$10,957	\$9,532	\$2,670	-\$733	-7.69%
196	INTEGON NATIONAL INSURANCE COMPANY	0.00%	\$8,386	\$9,081	\$8,956	\$6,104	67.22%
197	STANDARD FIRE INSURANCE COMPANY	0.00%	\$7,600	\$8,940	\$0	\$371	4.15%
198	INTEGON GENERAL INSURANCE CORPORATION	0.00%	\$6,386	\$6,662	\$907	\$3,777	56.69%
199	COMPANION PROPERTY AND CASUALTY INSURANCE COMP.	0.00%	\$6,127	\$1,849	\$0	\$0	0.00%
200	GUIDEONE SPECIALTY MUTUAL INSURANCE COMPANY	0.00%	\$5,532	\$5,628	\$4,174	\$4,174	74.16%
201	HARTFORD CASUALTY INSURANCE CO	0.00%	\$5,165	\$1,781	\$258	\$258	14.49%
202	OHIO CASUALTY INSURANCE COMPANY	0.00%	\$3,285	\$4,020	-\$261	-\$560	-13.93%
203	INTEGON INDEMNITY CORPORATION	0.00%	\$3,158	\$4,147	\$1,904	\$1,954	47.12%
204	AEGIS SECURITY INSURANCE COMPANY	0.00%	\$2,922	\$2,907	\$4,857	\$4,857	167.08%
205	NORTHBROOK INDEMNITY COMPANY	0.00%	\$2,620	\$2,973	\$483	\$1,234	41.51%
206	PACIFIC SPECIALTY INSURANCE COMPANY	0.00%	\$1,843	\$2,075	\$0	\$0	0.00%
207	HANOVER INSURANCE COMPANY THE	0.00%	\$1,598	\$1,628	\$0	\$208	12.78%
208	CITIZENS INSURANCE COMPANY OF AMERICA	0.00%	\$678	\$1,360	\$755	\$755	55.51%
209	VICTORIA FIRE & CASUALTY COMPANY	0.00%	\$497	\$508	\$473	\$502	98.82%
210	MASSACHUSETTS BAY INSURANCE COMPANY	0.00%	\$478	\$613	\$0	\$0	0.00%
211	WESTERN GENERAL INSURANCE COMPANY INC	0.00%	\$270	\$270	\$0	\$0	0.00%
212	ALLMERICA FINANCIAL BENEFIT INSURANCE COMPANY	0.00%	\$142	\$142	\$0	\$0	0.00%
213	SAFECO INSURANCE COMPANY OF AMERICA	0.00%	\$108	\$109	\$0	\$0	0.00%
214	NATIONWIDE MUTUAL INSURANCE COMPANY	0.00%	\$104	\$104	-\$1,521	-\$1,027	-987.50%
215	ACE AMERICAN INSURANCE COMPANY	0.00%	\$0	\$0	\$0	-\$1,221	N/A
216	AGCS MARINE INSURANCE COMPANY	0.00%	\$0	\$0	\$0	-\$148,576	N/A
217	ALLIANZ GLOBAL RISKS US INSURANCE COMPANY	0.00%	\$0	\$0	\$0	-\$27	N/A
218	AMERICA FIRST INSURANCE COMPANY	0.00%	\$0	\$0	\$0	\$621	N/A
219	AMERICAN AUTOMOBILE INSURANCE COMPANY	0.00%	\$0	\$0	\$0	-\$9,520	N/A
220	ASSURANCE COMPANY OF AMERICA	0.00%	\$0	\$0	\$0	\$0	N/A
221	BEAZLEY INSURANCE COMPANY INC	0.00%	\$0	\$0	-\$1,133	-\$1,133	N/A
222	CALIFORNIA CASUALTY INDEMNITY EXCHANGE	0.00%	\$0	\$0	-\$200	-\$222	N/A
223	CHARTER OAK FIRE INSURANCE CO THE	0.00%	\$0	\$0	\$0	-\$99	N/A
224	COMMERCE AND INDUSTRY INSURANCE CO	0.00%	\$0	\$2	\$0	\$0	0.00%
225	CONTINENTAL INSURANCE COMPANY THE	0.00%	\$0	\$0	-\$21,000	-\$21,795	N/A
226	ECONOMY PREFERRED INSURANCE COMPANY	0.00%	\$0	\$0	\$0	\$2,952	N/A
227	EMPIRE FIRE AND MARINE INSURANCE CO	0.00%	\$0	\$18	\$0	-\$1,026	-5700.00%
228	FARMINGTON CASUALTY COMPANY	0.00%	\$0	\$0	\$0	\$40	N/A
229	FEDERATED MUTUAL INSURANCE COMPANY	0.00%	\$0	\$0	-\$400	-\$400	N/A
230	FEDERATED SERVICE INSURANCE COMPANY	0.00%	\$0	\$0	\$0	-\$25	N/A
231	FIRST NATIONAL INSURANCE COMPANY OF AMERICA	0.00%	\$0	\$0	\$0	\$0	N/A
232	GENERAL CASUALTY COMPANY OF WISCONSIN	0.00%	\$0	\$0	-\$2,648	\$6,323	N/A
233	GRANITE STATE INSURANCE COMPANY	0.00%	\$0	\$1	\$0	\$0	0.00%
234	GREAT AMERICAN ALLIANCE INSURANCE COMPANY	0.00%	\$0	\$0	\$0	-\$9	N/A
235	GREAT AMERICAN ASSURANCE COMPANY	0.00%	\$0	\$2,817	\$0	-\$219	-7.77%
236	GREAT AMERICAN CONTEMPORARY INSURANCE COMPANY	0.00%	\$0	\$0	\$0	-\$3	N/A
237	GREAT AMERICAN INSURANCE COMPANY	0.00%	\$0	\$38	\$2,908	\$14,773	38876.32%

**2009 PROPERTY/CASUALTY INSURANCE
TOTALS BY LINE OF BUSINESS - PRIVATE PASSENGER (Auto Comprehensive)**

OBS	COMPANY NAME	MARKET SHARE	DIRECT PREMIUMS WRITTEN	DIRECT PREMIUMS EARNED	DIRECT LOSSES PAID	DIRECT LOSSES INCURRED	LOSS RATIO
238	GREAT AMERICAN INSURANCE COMPANY OF NEW YORK	0.00%	\$0	\$0	\$0	\$2	N/A
239	GREAT AMERICAN SECURITY INSURANCE COMPANY	0.00%	\$0	\$0	\$0	-\$14	N/A
240	GREAT AMERICAN SPIRIT INSURANCE COMPANY	0.00%	\$0	\$0	\$0	-\$5	N/A
241	HERITAGE CASUALTY INSURANCE COMPANY	0.00%	\$0	\$0	\$0	\$564	N/A
242	INFINITY CASUALTY INSURANCE COMPANY	0.00%	\$0	\$0	\$0	\$95	N/A
243	INFINITY STANDARD INSURANCE COMPANY	0.00%	\$0	\$0	\$2,658	\$2,758	N/A
244	LUMBERMENS MUTUAL CASUALTY COMPANY	0.00%	\$0	\$0	\$0	\$0	N/A
245	NATIONWIDE ASSURANCE COMPANY	0.00%	\$0	\$0	-\$38	-\$38	N/A
246	NATIONWIDE GENERAL INSURANCE COMPANY	0.00%	\$0	\$0	\$0	\$2	N/A
247	NATIONWIDE MUTUAL FIRE INSURANCE COMPANY	0.00%	\$0	\$0	\$0	\$552	N/A
248	NATIONWIDE PROPERTY & CASUALTY INSURANCE COMPAN	0.00%	\$0	\$0	-\$111	\$186	N/A
249	NAU COUNTRY INSURANCE COMPANY	0.00%	\$0	\$0	-\$1,250	-\$1,250	N/A
250	NORTH RIVER INSURANCE COMPANY THE	0.00%	\$0	\$0	\$0	-\$1,078	N/A
251	NORTHERN INSURANCE COMPANY OF NEW YORK	0.00%	\$0	\$0	\$0	\$1	N/A
252	ONEBEACON INSURANCE COMPANY	0.00%	\$0	\$8	\$0	\$0	0.00%
253	PACIFIC EMPLOYERS INSURANCE COMPANY	0.00%	\$0	\$0	\$0	\$2	N/A
254	PENNSYLVANIA GENERAL INSURANCE COMPANY	0.00%	\$0	\$0	-\$449	-\$449	N/A
255	SAFECO NATIONAL INSURANCE COMPANY	0.00%	\$0	\$0	\$0	\$8,897	N/A
256	ST PAUL FIRE & MARINE INSURANCE COMPANY	0.00%	\$0	\$0	\$0	\$2	N/A
257	STATE AUTOMOBILE MUTUAL INSURANCE COMPANY	0.00%	\$0	\$0	\$0	\$0	N/A
258	TRAVELERS INDEMNITY COMPANY	0.00%	\$0	\$0	\$0	-\$32	N/A
259	TRAVELERS PROPERTY CASUALTY COMPANY OF AMERICA	0.00%	\$0	\$0	\$60	\$29	N/A
260	TRINITY UNIVERSAL INSURANCE COMPANY	0.00%	\$0	\$0	-\$75	-\$199	N/A
261	UNITED STATES FIRE INSURANCE COMPANY	0.00%	\$0	\$0	\$0	-\$866	N/A
262	VALLEY FORGE INSURANCE COMPANY	0.00%	\$0	\$0	\$8,982	\$238	N/A
263	VIRGINIA SURETY COMPANY INC	0.00%	\$0	\$908	\$1,163	\$1,163	128.08%
264	WARNER INSURANCE COMPANY	0.00%	\$0	\$0	-\$1,194	-\$1,203	N/A
265	ZURICH AMERICAN INSURANCE COMPANY	0.00%	-\$2	-\$4	\$3	\$0	0.00%
266	EMPLOYERS FIRE INSURANCE COMPANY	0.00%	-\$5	-\$13	\$0	\$1	-7.69%
267	LIBERTY MUTUAL INSURANCE COMPANY	0.00%	-\$5	\$10	\$0	-\$1	-10.00%
268	GATEWAY INSURANCE COMPANY	0.00%	-\$8	-\$4	\$376	\$1,832	-45800.00%
269	ILLINOIS NATIONAL INSURANCE COMPANY	0.00%	-\$114	\$804	\$0	\$0	0.00%
270	PEERLESS INSURANCE COMPANY	0.00%	-\$137	-\$80	-\$30	-\$73	91.25%
271	TOKIO MARINE & NICHIDO FIRE INSURANCE CO LTD	0.00%	-\$222	\$645	\$0	-\$150	-23.26%
272	TRAVELERS CASUALTY INSURANCE COMPANY OF AMERICA	-0.03%	-\$136,580	-\$30,069	-\$16,450	-\$28,386	94.40%
TOTAL		100.00%	\$493,695,416	\$488,770,299	\$254,052,988	\$258,879,794	52.97%

**MISSOURI PRIVATE PASSENGER AUTO INSURANCE
(Auto Comprehensive)**



**2009 PROPERTY/CASUALTY INSURANCE
TOTALS BY LINE OF BUSINESS - PRIVATE PASSENGER (Auto Collision)**

OBS	COMPANY NAME	MARKET SHARE	DIRECT PREMIUMS WRITTEN	DIRECT PREMIUMS EARNED	DIRECT LOSSES PAID	DIRECT LOSSES INCURRED	LOSS RATIO
1	STATE FARM MUTUAL AUTOMOBILE INSURANCE COMPANY	21.43%	\$162,962,937	\$163,051,929	\$105,098,529	\$104,543,162	64.12%
2	AMERICAN FAMILY MUTUAL INSURANCE COMPANY	16.65%	\$126,626,040	\$126,227,770	\$71,731,235	\$82,044,244	65.00%
3	SHELTER MUTUAL INSURANCE COMPANY	4.89%	\$37,211,734	\$36,649,176	\$23,140,334	\$23,070,579	62.95%
4	FARMERS INSURANCE COMPANY INC	4.28%	\$32,517,834	\$33,555,584	\$18,879,846	\$19,825,134	59.08%
5	SAFECO INSURANCE COMPANY OF ILLINOIS	3.88%	\$29,537,002	\$30,374,440	\$16,372,507	\$16,044,150	52.82%
6	AUTOMOBILE CLUB INTER-INSURANCE EXCHANGE	3.85%	\$29,273,129	\$27,931,398	\$17,557,968	\$17,728,218	63.47%
7	PROGRESSIVE PREFERRED INSURANCE COMPANY	2.82%	\$21,437,059	\$21,481,973	\$11,350,893	\$11,038,554	51.39%
8	PROGRESSIVE DIRECT INSURANCE COMPANY	2.18%	\$16,574,038	\$15,741,453	\$9,677,261	\$9,434,936	59.94%
9	GEICO GENERAL INS CO	2.02%	\$15,326,128	\$14,979,450	\$10,402,953	\$10,139,210	67.69%
10	TRAVELERS HOME AND MARINE INSURANCE COMPANY THE	1.92%	\$14,616,078	\$13,773,172	\$7,624,258	\$7,498,247	54.44%
11	FARM BUREAU TOWN & COUNTRY INS CO OF MO	1.89%	\$14,349,347	\$14,125,509	\$7,976,945	\$7,917,038	56.05%
12	ALLSTATE INSURANCE COMPANY	1.72%	\$13,055,938	\$13,368,864	\$4,352,190	\$4,145,421	31.01%
13	UNITED SERVICES AUTOMOBILE ASSOCIATION	1.65%	\$12,583,779	\$12,550,911	\$8,013,921	\$7,899,023	62.94%
14	STATE FARM FIRE AND CASUALTY COMPANY	1.63%	\$12,431,035	\$12,550,278	\$8,508,862	\$8,427,254	67.15%
15	ALLSTATE FIRE AND CASUALTY INSURANCE COMPANY	1.55%	\$11,771,614	\$11,720,593	\$5,385,294	\$5,360,583	45.74%
16	AMERICAN STANDARD INSURANCE COMPANY OF WISCONS	1.49%	\$11,358,842	\$11,920,348	\$7,742,118	\$9,742,683	81.73%
17	ALLSTATE PROPERTY & CASUALTY INSURANCE COMPANY	1.49%	\$11,306,532	\$11,878,082	\$4,767,073	\$4,616,501	38.87%
18	LIBERTY MUTUAL FIRE INSURANCE COMPANY	1.40%	\$10,613,003	\$10,186,535	\$4,616,733	\$4,522,722	44.40%
19	ALLIED PROPERTY & CASUALTY INSURANCE COMPANY	1.07%	\$8,153,416	\$7,593,027	\$4,053,159	\$4,049,585	53.33%
20	GEICO INDEMNITY COMPANY	1.03%	\$7,836,386	\$7,881,585	\$4,558,859	\$4,574,485	58.04%
21	PROGRESSIVE NORTHWESTERN INSURANCE COMPANY	1.00%	\$7,583,616	\$7,133,196	\$3,686,124	\$3,645,534	51.11%
22	USAA CASUALTY INSURANCE COMPANY	0.98%	\$7,487,505	\$7,452,963	\$4,678,874	\$4,676,197	62.74%
23	GOVERNMENT EMPLOYEES INSURANCE CO	0.80%	\$6,113,913	\$5,949,953	\$4,102,192	\$4,005,702	67.32%
24	MIDWESTERN INDEMNITY COMPANY THE	0.76%	\$5,790,767	\$6,332,311	\$3,374,764	\$3,577,103	56.49%
25	TWIN CITY FIRE INSURANCE COMPANY	0.67%	\$5,094,832	\$4,493,242	\$2,835,618	\$2,798,551	62.28%
26	PROGRESSIVE MAX INSURANCE COMPANY	0.67%	\$5,057,731	\$5,250,092	\$2,976,743	\$2,941,125	56.02%
27	AMERICAN NATIONAL PROPERTY & CASUALTY COMPANY	0.60%	\$4,569,127	\$4,430,637	\$2,927,566	\$2,966,588	66.96%
28	CAMERON MUTUAL INSURANCE COMPANY	0.59%	\$4,487,367	\$4,694,335	\$2,716,857	\$2,738,717	58.34%
29	HARTFORD UNDERWRITERS INSURANCE COMPANY	0.59%	\$4,462,299	\$4,704,801	\$1,801,894	\$1,759,798	37.40%
30	NATIONWIDE AFFINITY INSURANCE COMPANY OF AMERICA	0.53%	\$4,031,958	\$3,894,326	\$2,181,649	\$2,192,971	56.31%
31	CORNERSTONE NATIONAL INSURANCE COMPANY	0.51%	\$3,904,897	\$4,078,581	\$2,069,677	\$1,907,186	46.76%
32	COLUMBIA MUTUAL INSURANCE COMPANY	0.50%	\$3,804,150	\$3,767,863	\$1,987,240	\$1,926,206	51.12%
33	ESURANCE INSURANCE COMPANY	0.46%	\$3,501,397	\$3,567,066	\$2,343,780	\$2,341,220	65.63%
34	HARTFORD INSURANCE COMPANY OF MIDWEST THE	0.46%	\$3,492,578	\$3,371,654	\$2,146,443	\$2,086,904	61.90%
35	MID CENTURY INSURANCE COMPANY	0.46%	\$3,487,849	\$3,816,949	\$2,267,217	\$2,252,309	59.01%
36	BRISTOL WEST INSURANCE COMPANY	0.41%	\$3,130,084	\$2,770,943	\$1,178,347	\$1,283,937	46.34%
37	PROPERTY & CASUALTY INSURANCE COMPANY OF HARTFC	0.38%	\$2,886,781	\$3,038,452	\$1,691,913	\$1,671,369	55.01%
38	COUNTRY PREFERRED INSURANCE COMPANY	0.36%	\$2,713,026	\$2,629,527	\$1,572,417	\$1,517,057	57.69%
39	ELECTRIC INSURANCE COMPANY	0.33%	\$2,515,164	\$1,948,756	\$870,053	\$812,123	41.67%
40	MERIDIAN SECURITY INSURANCE COMPANY	0.32%	\$2,425,853	\$1,918,101	\$1,115,848	\$1,182,432	61.65%
41	AFFIRMATIVE INSURANCE COMPANY	0.30%	\$2,294,009	\$2,317,471	\$1,313,842	\$1,308,443	56.46%
42	AUTO CLUB FAMILY INSURANCE COMPANY	0.29%	\$2,170,514	\$2,792,410	\$1,991,790	\$1,966,615	70.43%
43	USAA GENERAL INDEMNITY COMPANY	0.28%	\$2,166,984	\$1,915,780	\$1,664,110	\$1,738,134	90.73%
44	CAMERON NATIONAL INSURANCE COMPANY	0.28%	\$2,103,196	\$2,020,768	\$1,213,633	\$1,119,837	55.42%
45	OWNERS INSURANCE COMPANY	0.26%	\$2,012,533	\$1,798,125	\$1,054,105	\$1,021,617	56.82%
46	21ST CENTURY CENTENNIAL INSURANCE COMPANY	0.24%	\$1,829,123	\$1,617,474	\$1,094,065	\$1,078,325	66.67%
47	AUTO OWNERS INSURANCE COMPANY	0.24%	\$1,825,031	\$1,773,614	\$1,031,287	\$1,006,662	56.76%
48	NATIONWIDE INSURANCE COMPANY OF AMERICA	0.22%	\$1,653,265	\$1,583,199	\$935,053	\$897,602	56.70%
49	DAIRYLAND INSURANCE COMPANY	0.21%	\$1,616,474	\$1,789,072	\$911,367	\$879,325	49.15%
50	21ST CENTURY NORTH AMERICA INSURANCE COMPANY	0.20%	\$1,493,164	\$1,098,267	\$376,560	\$443,087	40.34%
51	METROPOLITAN GROUP PROPERTY & CASUALTY INSURAN	0.19%	\$1,459,473	\$1,503,689	\$523,389	\$518,941	34.51%
52	NATIONAL GENERAL INSURANCE COMPANY	0.19%	\$1,423,969	\$1,465,713	\$1,106,634	\$502,530	34.29%
53	DIRECT GENERAL INSURANCE COMPANY	0.17%	\$1,329,974	\$1,236,603	\$888,687	\$865,433	69.98%
54	COUNTRY MUTUAL INSURANCE COMPANY	0.17%	\$1,325,859	\$1,313,413	\$1,205,236	\$1,155,804	88.00%
55	ALLSTATE INDEMNITY COMPANY	0.17%	\$1,282,101	\$1,314,685	\$592,200	\$573,179	43.60%
56	FINANCIAL INDEMNITY COMPANY	0.17%	\$1,277,678	\$1,597,656	\$1,122,513	\$1,081,627	67.70%
57	ACUITY A MUTUAL INSURANCE COMPANY	0.16%	\$1,254,239	\$1,178,669	\$606,470	\$605,079	51.34%
58	FOREMOST INSURANCE COMPANY	0.16%	\$1,253,619	\$1,228,059	\$724,926	\$696,613	56.72%
59	FIREMANS FUND INSURANCE COMPANY	0.16%	\$1,189,809	\$1,249,496	\$596,387	\$448,491	35.89%
60	METROPOLITAN PROPERTY & CASUALTY INSURANCE COMI	0.15%	\$1,178,315	\$1,224,635	\$475,659	\$497,207	40.60%

**2009 PROPERTY/CASUALTY INSURANCE
TOTALS BY LINE OF BUSINESS - PRIVATE PASSENGER (Auto Collision)**

OBS	COMPANY NAME	MARKET SHARE	DIRECT PREMIUMS WRITTEN	DIRECT PREMIUMS EARNED	DIRECT LOSSES PAID	DIRECT LOSSES INCURRED	LOSS RATIO
61	IDS PROPERTY CASUALTY INSURANCE COMPANY	0.15%	\$1,177,493	\$1,141,216	\$709,735	\$703,826	61.67%
62	HAULERS INSURANCE COMPANY INC	0.15%	\$1,174,518	\$1,145,083	\$624,777	\$668,399	58.37%
63	MENDOTA INSURANCE COMPANY	0.15%	\$1,171,221	\$1,150,167	\$579,132	\$525,729	45.71%
64	STATE AUTO PROPERTY & CASUALTY INSURANCE COMPAN	0.14%	\$1,050,444	\$1,082,913	\$416,043	\$421,747	38.95%
65	GMAC INSURANCE COMPANY ONLINE INC	0.14%	\$1,046,775	\$998,852	\$1,146,445	\$1,126,818	112.81%
66	UNITRIN PREFERRED INSURANCE COMPANY	0.13%	\$997,210	\$1,009,649	\$584,628	\$549,802	54.45%
67	PROGRESSIVE CLASSIC INSURANCE COMPANY	0.13%	\$996,044	\$1,608,382	\$680,148	\$638,663	39.71%
68	CALIFORNIA CASUALTY GENERAL INSURANCE COMPANY O	0.13%	\$955,763	\$917,912	\$600,156	\$537,799	58.59%
69	SENTRY INSURANCE A MUTUAL COMPANY	0.12%	\$949,719	\$759,903	\$423,791	\$432,213	56.88%
70	CINCINNATI INSURANCE COMPANY THE	0.12%	\$878,787	\$795,846	\$420,915	\$451,324	56.71%
71	AMICA MUTUAL INSURANCE COMPANY	0.11%	\$870,551	\$785,137	\$328,627	\$375,083	47.77%
72	SHELTER GENERAL INSURANCE COMPANY	0.11%	\$863,605	\$866,939	\$610,492	\$600,874	69.31%
73	GRINNELL SELECT INSURANCE COMPANY	0.11%	\$824,846	\$782,193	\$358,835	\$359,452	45.95%
74	GARRISON PROPERTY AND CASUALTY INSURANCE COMPA	0.10%	\$797,267	\$704,949	\$643,506	\$639,066	90.65%
75	GRINNELL MUTUAL REINSURANCE COMPANY	0.10%	\$788,830	\$815,716	\$356,088	\$357,329	43.81%
76	ESSENTIA INSURANCE COMPANY	0.10%	\$744,201	\$707,519	\$167,340	\$157,885	22.32%
77	CONSUMERS INSURANCE USA INC	0.10%	\$729,027	\$745,467	\$678,442	\$655,327	87.91%
78	ALFA VISION INSURANCE CORPORATION	0.09%	\$686,946	\$719,090	\$304,083	\$279,297	38.84%
79	GUIDEONE AMERICA INSURANCE COMPANY	0.09%	\$648,808	\$624,691	\$373,622	\$379,222	60.71%
80	TRAVELERS PROPERTY CASUALTY INSURANCE COMPANY	0.08%	\$641,709	\$589,266	\$318,942	\$321,119	54.49%
81	MILLERS CLASSIFIED INSURANCE COMPANY	0.08%	\$638,919	\$633,996	\$407,405	\$449,286	70.87%
82	ECONOMY PREMIER ASSURANCE COMPANY	0.08%	\$633,877	\$672,416	\$183,027	\$190,978	28.40%
83	FIRST LIBERTY INSURANCE CORP THE	0.08%	\$607,622	\$550,479	\$304,329	\$298,009	54.14%
84	MILLERS FIRST INSURANCE COMANY	0.08%	\$604,049	\$597,259	\$369,349	\$381,567	63.89%
85	FIRST ACCEPTANCE INSURANCE COMPANY INC	0.07%	\$567,152	\$606,532	\$291,514	\$243,152	40.09%
86	PHILADELPHIA INDEMNITY INSURANCE COMPANY	0.07%	\$548,429	\$520,401	\$261,611	\$278,271	53.47%
87	UNITRIN DIRECT PROPERTY & CASUALTY COMPANY	0.07%	\$544,910	\$654,389	\$464,512	\$471,839	72.10%
88	VIKING INSURANCE COMPANY OF WISCONSIN	0.07%	\$515,018	\$444,188	\$243,876	\$300,155	67.57%
89	YOUNG AMERICA INSURANCE COMPANY	0.07%	\$511,785	\$495,043	\$407,731	\$366,374	74.01%
90	21ST CENTURY NATIONAL INSURANCE COMPANY	0.07%	\$509,795	\$557,885	\$244,597	\$248,615	44.56%
91	SECURA SUPREME INSURANCE COMPANY	0.07%	\$509,598	\$544,794	\$427,023	\$403,919	74.14%
92	FIDELITY NATIONAL INSURANCE COMPANY	0.07%	\$501,344	\$486,578	\$434,238	\$368,905	75.82%
93	ALFA SPECIALTY INSURANCE CORPORATION	0.06%	\$450,773	\$295,832	\$133,726	\$169,833	57.41%
94	RESPONSE WORLDWIDE INSURANCE COMPANY	0.06%	\$447,943	\$481,383	\$346,172	\$399,016	82.89%
95	AMERICAN SERVICE INSURANCE COMPANY	0.06%	\$447,834	\$352,826	\$222,778	\$252,975	71.70%
96	OMNI INDEMNITY COMPANY	0.06%	\$431,220	\$375,716	\$357,080	\$335,809	89.38%
97	AMERICAN NATIONAL GENERAL INSURANCE COMPANY	0.06%	\$428,384	\$398,866	\$321,578	\$348,216	87.30%
98	ENCOMPASS INDEMNITY COMPANY	0.06%	\$422,484	\$595,431	\$420,634	\$365,975	61.46%
99	MIDDLESEX INSURANCE COMPANY	0.05%	\$414,326	\$621,546	\$360,349	\$322,519	51.89%
100	EQUITY INSURANCE COMPANY	0.05%	\$400,448	\$243,307	\$160,161	\$218,632	89.86%
101	SAGAMORE INSURANCE COMPANY	0.05%	\$370,954	\$312,250	\$144,932	\$132,007	42.28%
102	DIRECT NATIONAL INSURANCE COMPANY	0.05%	\$365,591	\$378,657	\$253,765	\$230,416	60.85%
103	GREAT NORTHERN INSURANCE COMPANY	0.05%	\$355,071	\$420,304	\$210,407	\$209,602	49.87%
104	21ST CENTURY PREMIER INSURANCE COMPANY	0.05%	\$347,725	\$388,164	\$177,073	\$141,696	36.50%
105	TRAVELERS PERSONAL INSURANCE COMPANY	0.04%	\$337,463	\$551,584	\$259,799	\$251,317	45.56%
106	TRADERS INSURANCE COMPANY	0.04%	\$330,761	\$351,345	\$274,276	\$300,234	85.45%
107	AMCO INSURANCE COMPANY	0.04%	\$318,522	\$239,341	\$210,776	\$246,958	103.18%
108	HORACE MANN PROPERTY & CASUALTY INSURANCE COMP	0.04%	\$315,875	\$299,848	\$329,030	\$323,426	107.86%
109	TRUMBULL INSURANCE COMPANY	0.04%	\$306,321	\$54,220	\$15,815	\$20,244	37.34%
110	NATIONAL SURETY CORPORATION	0.04%	\$306,012	\$256,036	\$74,196	\$75,328	29.42%
111	CHARTIS PROPERTY CASUALTY COMPANY	0.04%	\$301,729	\$176,160	\$958,198	-\$160,564	-91.15%
112	GUIDEONE ELITE INSURANCE COMPANY	0.04%	\$301,575	\$307,388	\$257,694	\$258,094	83.96%
113	METROPOLITAN DIRECT PROPERTY AND CASUALTY INSUR.	0.04%	\$299,036	\$317,065	\$165,048	\$147,084	46.39%
114	PROGRESSIVE CASUALTY INSURANCE COMPANY	0.04%	\$288,109	\$468,314	\$221,646	\$197,174	42.10%
115	KEMPER INDEPENDENCE INSURANCE COMPANY	0.04%	\$286,594	\$310,671	\$88,145	\$84,369	27.16%
116	WORKMENS AUTO INSURANCE COMPANY	0.04%	\$278,078	\$216,915	\$112,382	\$138,771	63.97%
117	VIGILANT INSURANCE COMPANY	0.04%	\$272,201	\$311,761	\$77,939	\$77,374	24.82%
118	CHUBB NATIONAL INSURANCE COMPANY	0.04%	\$267,099	\$248,692	\$70,008	\$69,923	28.12%
119	FEDERAL INSURANCE COMPANY	0.03%	\$258,727	\$282,339	\$75,863	\$75,411	26.71%
120	INSURANCE COMPANY OF THE STATE OF PENNSYLVANIA	0.03%	\$256,932	\$565,672	\$388,880	\$304,167	53.77%

**2009 PROPERTY/CASUALTY INSURANCE
TOTALS BY LINE OF BUSINESS - PRIVATE PASSENGER (Auto Collision)**

OBS	COMPANY NAME	MARKET SHARE	DIRECT PREMIUMS WRITTEN	DIRECT PREMIUMS EARNED	DIRECT LOSSES PAID	DIRECT LOSSES INCURRED	LOSS RATIO
121	RESPONSE INSURANCE COMPANY	0.03%	\$256,097	\$245,911	\$154,159	\$175,211	71.25%
122	AMERICAN BANKERS INSURANCE COMPANY OF FLORIDA	0.03%	\$245,142	\$248,431	\$41,687	\$9,562	3.85%
123	UNITED FIRE AND CASUALTY COMPANY	0.03%	\$244,277	\$210,782	\$140,281	\$146,430	69.47%
124	GEICO CASUALTY COMPANY	0.03%	\$234,343	\$261,349	\$140,889	\$142,420	54.49%
125	BANKERS STANDARD INSURANCE COMPANY	0.03%	\$226,635	\$157,017	\$56,608	\$43,043	27.41%
126	PROGRESSIVE SPECIALTY INSURANCE COMPANY	0.03%	\$223,585	\$365,808	\$186,465	\$171,036	46.76%
127	VICTORIA AUTOMOBILE INSURANCE COMPANY	0.03%	\$220,764	\$250,797	\$173,178	\$153,209	61.09%
128	INFINITY INDEMNITY INSURANCE COMPANY	0.03%	\$218,996	\$235,227	\$160,019	\$155,791	66.23%
129	WEST AMERICAN INSURANCE COMPANY	0.03%	\$218,779	\$231,245	\$124,428	\$146,028	63.15%
130	INFINITY AUTO INSURANCE COMPANY	0.03%	\$204,451	\$284,774	\$113,130	\$86,799	30.48%
131	FARMERS ALLIANCE MUTUAL INSURANCE COMPANY	0.03%	\$197,007	\$196,225	\$99,511	\$104,541	53.28%
132	PRIDE NATIONAL INSURANCE COMPANY	0.02%	\$180,242	\$96,747	\$58,634	\$85,615	88.49%
133	NATIONAL GENERAL ASSURANCE COMPANY	0.02%	\$178,373	\$187,936	\$88,753	\$99,653	53.02%
134	HARTFORD FIRE INSURANCE COMPANY	0.02%	\$172,952	\$207,872	\$58,923	\$56,424	27.14%
135	ENCOMPASS INSURANCE COMPANY OF AMERICA	0.02%	\$166,794	\$222,554	\$98,934	\$88,966	39.98%
136	21ST CENTURY ADVANTAGE INSURANCE COMPANY	0.02%	\$165,700	\$272,843	\$160,418	\$185,415	67.96%
137	PHARMACISTS MUTUAL INSURANCE COMPANY	0.02%	\$163,872	\$165,968	\$103,039	\$104,638	63.05%
138	21ST CENTURY INSURANCE COMPANY	0.02%	\$161,523	\$198,565	\$93,354	\$113,629	57.23%
139	AMERICAN HOME ASSURANCE COMPANY	0.02%	\$158,694	\$333,983	\$281,523	\$205,555	61.55%
140	INSUREMAX INSURANCE COMPANY	0.02%	\$155,129	\$131,202	\$71,355	\$70,448	53.69%
141	AMERICAN MODERN HOME INSURANCE CO	0.02%	\$153,061	\$129,691	\$0	\$0	0.00%
142	STATE AUTO NATIONAL INSURANCE COMPANY	0.02%	\$151,689	\$140,319	\$127,448	\$125,704	89.58%
143	PACIFIC INDEMNITY COMPANY	0.02%	\$151,579	\$168,671	\$58,998	\$58,716	34.81%
144	NEW SOUTH INSURANCE COMPANY	0.02%	\$148,090	\$176,562	\$69,876	\$63,297	35.85%
145	INFINITY ASSURANCE INSURANCE COMPANY	0.02%	\$144,318	\$180,036	\$32,340	\$38,870	21.59%
146	MIC GENERAL INSURANCE CORPORATION	0.02%	\$144,029	\$162,965	\$62,947	\$65,503	40.19%
147	TRAVCO INSURANCE COMPANY	0.02%	\$137,197	\$456,773	\$144,237	\$150,818	33.02%
148	TRAVELERS CASUALTY INSURANCE COMPANY OF AMERICA	0.02%	\$136,580	\$30,069	\$16,450	\$28,386	94.40%
149	1ST AUTO & CASUALTY INSURANCE COMPANY	0.02%	\$135,576	\$107,034	\$131,291	\$176,027	164.46%
150	TRAVELERS COMMERCIAL INSURANCE COMPANY	0.02%	\$125,534	\$201,781	\$90,911	\$38,393	19.03%
151	NATIONAL UNION FIRE INSURANCE COMPANY OF PITTSBURGH	0.02%	\$120,282	\$252,312	\$190,906	\$141,794	56.20%
152	COUNTRY CASUALTY INSURANCE COMPANY	0.02%	\$117,180	\$120,729	\$109,200	\$90,692	75.12%
153	ARMED FORCES INSURANCE EXCHANGE	0.02%	\$114,871	\$97,306	\$50,230	\$54,775	56.29%
154	GUIDEONE MUTUAL INSURANCE COMPANY	0.01%	\$111,014	\$116,141	\$47,348	\$39,449	33.97%
155	TEACHERS INSURANCE COMPANY	0.01%	\$108,434	\$109,346	\$100,769	\$100,208	91.64%
156	EMCASCO INSURANCE COMPANY	0.01%	\$100,901	\$63,167	\$32,170	\$34,724	54.97%
157	MARKEL AMERICAN INSURANCE COMPANY	0.01%	\$92,531	\$108,132	\$76,017	\$82,297	76.11%
158	PHOENIX INSURANCE COMPANY THE	0.01%	\$92,312	\$123,690	\$23,563	\$22,696	18.35%
159	HALLMARK INSURANCE COMPANY	0.01%	\$91,614	\$80,621	\$53,115	\$51,754	64.19%
160	SENTINEL INSURANCE COMPANY LTD	0.01%	\$87,801	\$64,897	\$22,214	\$22,901	35.29%
161	METROPOLITAN CASUALTY INSURANCE COMPANY	0.01%	\$84,453	\$87,921	\$25,299	\$26,423	30.05%
162	AIU INSURANCE COMPANY	0.01%	\$81,695	\$186,234	\$106,604	\$76,115	40.87%
163	MERASTAR INSURANCE COMPANY	0.01%	\$81,105	\$82,405	\$50,501	\$50,995	61.88%
164	FARMERS UNION COOPERATIVE INSURANCE COMPANY	0.01%	\$78,940	\$78,153	\$40,440	\$38,429	49.17%
165	CHARTIS CASUALTY COMPANY	0.01%	\$77,488	\$256,591	\$172,131	\$136,904	53.35%
166	HARTFORD ACCIDENT & INDEMNITY CO	0.01%	\$74,334	\$78,541	\$69,740	\$73,022	92.97%
167	PERMANENT GENERAL ASSURANCE CORPORATION	0.01%	\$72,775	\$52,724	\$38,615	\$40,474	76.77%
168	AMERICAN MODERN SELECT INSURANCE COMPANY	0.01%	\$71,901	\$72,359	\$24,710	-\$22,382	-30.93%
169	NATIONAL INTERSTATE INSURANCE COMPANY	0.01%	\$67,955	\$76,185	\$125,769	\$125,767	165.08%
170	ALPHA PROPERTY & CASUALTY INSURANCE CO	0.01%	\$64,740	\$75,274	\$16,617	\$8,887	11.81%
171	AUTOMOBILE INS CO OF HARTFORD CT	0.01%	\$64,363	\$89,213	\$47,648	\$26,110	29.27%
172	LIBERTY INSURANCE CORPORATION	0.01%	\$57,476	\$69,414	-\$3,219	-\$2,425	-3.49%
173	CHARTER INDEMNITY COMPANY	0.01%	\$52,594	\$134,487	\$32,575	\$56,366	41.91%
174	AMERICAN FIRE & CASUALTY COMPANY	0.01%	\$48,192	\$50,945	\$38,876	\$44,300	86.96%
175	OMNI INSURANCE COMPANY	0.01%	\$46,465	\$57,593	\$35,041	\$28,012	48.64%
176	INFINITY INSURANCE COMPANY	0.01%	\$45,830	\$69,470	\$18,428	\$22,040	31.73%
177	AMERICAN FAMILY HOME INSURANCE COMPANY	0.01%	\$42,304	\$44,456	\$12,939	\$13,747	30.92%
178	METROPOLITAN GENERAL INSURANCE COMPANY	0.01%	\$41,498	\$42,358	\$2,000	\$3,078	7.27%
179	ROCKFORD MUTUAL INSURANCE COMPANY	0.01%	\$40,595	\$32,184	\$12,961	\$13,561	42.14%

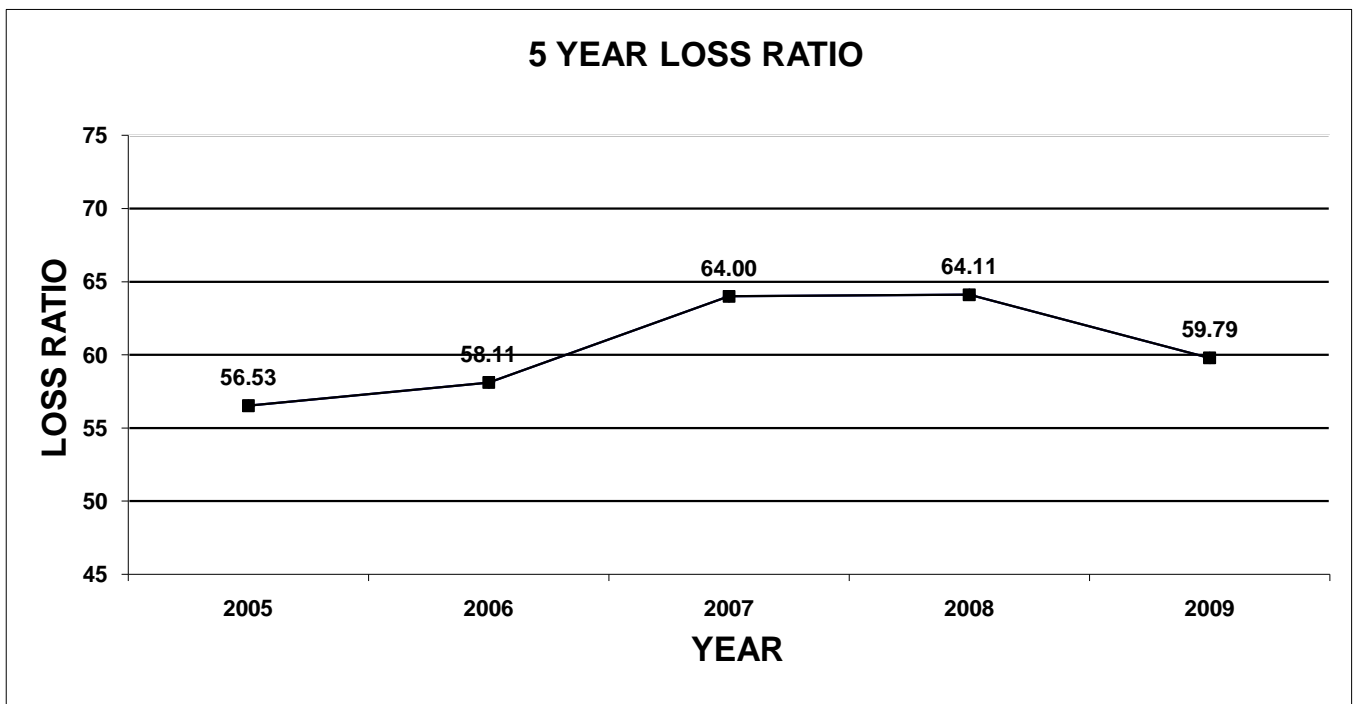
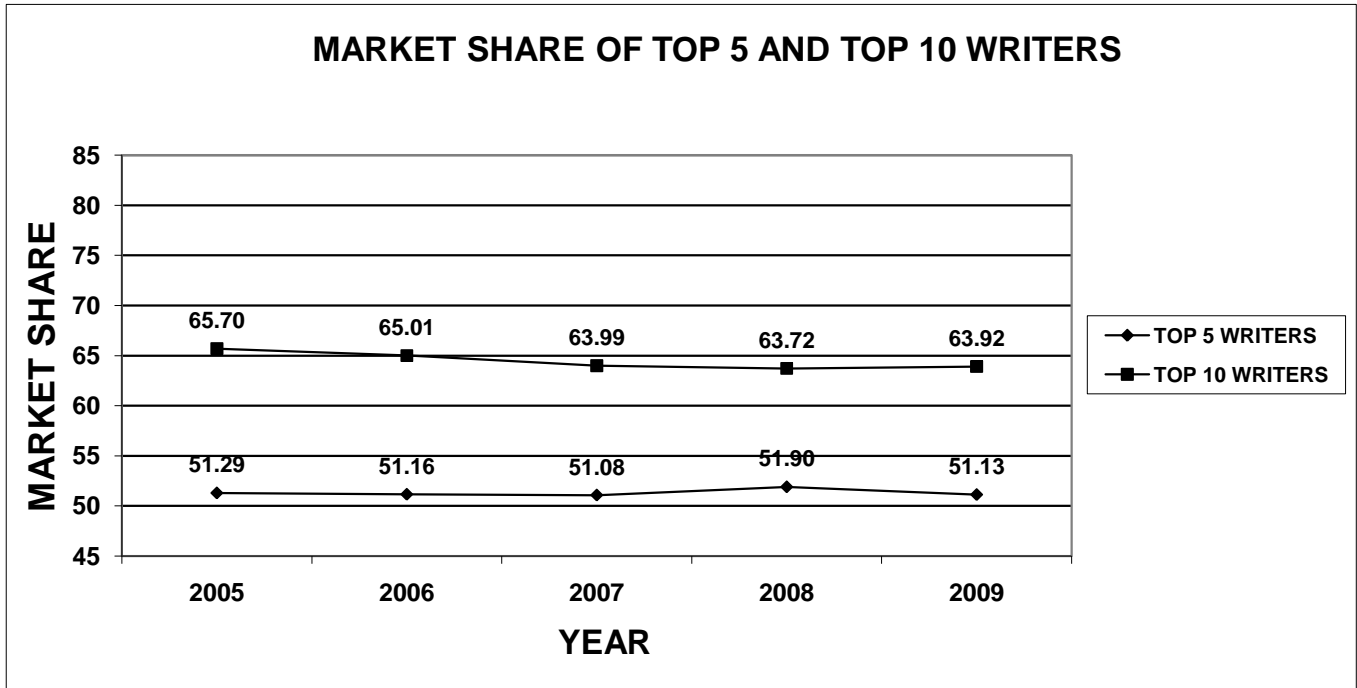
**2009 PROPERTY/CASUALTY INSURANCE
TOTALS BY LINE OF BUSINESS - PRIVATE PASSENGER (Auto Collision)**

OBS	COMPANY NAME	MARKET SHARE	DIRECT PREMIUMS WRITTEN	DIRECT PREMIUMS EARNED	DIRECT LOSSES PAID	DIRECT LOSSES INCURRED	LOSS RATIO
180	AMERICAN HALLMARK INSURANCE COMPANY OF TEXAS	0.01%	\$38,559	\$32,744	\$15,092	\$12,869	39.30%
181	SECURA INSURANCE A MUTUAL COMPANY	0.00%	\$31,968	\$31,592	\$92	\$1,750	5.54%
182	WESTERN AGRICULTURAL INSURANCE COMPANY	0.00%	\$29,983	\$42,193	\$10,532	\$13,352	31.65%
183	DEERBROOK INSURANCE COMPANY	0.00%	\$27,756	\$39,065	\$28,025	\$35,071	89.78%
184	TRAVELERS INDEMNITY COMPANY OF AMERICA	0.00%	\$23,644	\$40,186	\$20,987	\$20,844	51.87%
185	INTEGON NATIONAL INSURANCE COMPANY	0.00%	\$19,038	\$21,185	\$730	\$1,849	8.73%
186	HORACE MANN INSURANCE COMPANY	0.00%	\$18,201	\$15,748	\$4,192	\$4,126	26.20%
187	FOREMOST SIGNATURE INSURANCE COMPANY	0.00%	\$17,871	\$17,546	\$3,011	\$2,963	16.89%
188	DEPOSITORS INSURANCE COMPANY	0.00%	\$15,362	\$13,387	\$6,111	\$32,934	246.01%
189	SAFECO INSURANCE COMPANY OF AMERICA	0.00%	\$13,603	\$14,731	-\$37,154	\$12,636	85.78%
190	EMPLOYERS MUTUAL CASUALTY COMPANY	0.00%	\$13,289	\$10,957	\$4,507	\$4,367	39.86%
191	HARTFORD CASUALTY INSURANCE CO	0.00%	\$11,871	\$4,946	\$10,253	\$10,253	207.30%
192	GUIDEONE SPECIALTY MUTUAL INSURANCE COMPANY	0.00%	\$11,115	\$10,901	\$16,626	\$16,626	152.52%
193	INTEGON GENERAL INSURANCE CORPORATION	0.00%	\$10,950	\$12,260	\$6,593	\$2,769	22.59%
194	TRIUMPH CASUALTY COMPANY	0.00%	\$10,765	\$8,157	\$1,361	\$1,361	16.69%
195	STANDARD FIRE INSURANCE COMPANY	0.00%	\$9,969	\$12,334	\$0	-\$137	-1.11%
196	INTEGON INDEMNITY CORPORATION	0.00%	\$7,908	\$10,345	-\$929	-\$3,019	-29.18%
197	OHIO CASUALTY INSURANCE COMPANY	0.00%	\$7,650	\$8,952	\$0	\$187	2.09%
198	NORTHBROOK INDEMNITY COMPANY	0.00%	\$5,719	\$6,554	\$14,492	\$23,940	365.27%
199	COMPANION PROPERTY AND CASUALTY INSURANCE COMP	0.00%	\$3,959	\$1,194	\$0	\$0	0.00%
200	HANOVER INSURANCE COMPANY THE	0.00%	\$2,772	\$2,982	\$0	\$0	0.00%
201	PACIFIC SPECIALTY INSURANCE COMPANY	0.00%	\$1,847	\$2,080	\$6,044	\$3,336	160.38%
202	CITIZENS INSURANCE COMPANY OF AMERICA	0.00%	\$1,611	\$3,113	\$0	\$0	0.00%
203	MASSACHUSETTS BAY INSURANCE COMPANY	0.00%	\$982	\$1,104	\$0	\$0	0.00%
204	ALLMERICA FINANCIAL BENEFIT INSURANCE COMPANY	0.00%	\$244	\$244	\$0	\$0	0.00%
205	VICTORIA FIRE & CASUALTY COMPANY	0.00%	\$107	\$110	\$0	\$1	0.91%
206	ACE AMERICAN INSURANCE COMPANY	0.00%	\$0	\$0	\$0	-\$464	N/A
207	AGCS MARINE INSURANCE COMPANY	0.00%	\$0	\$0	\$0	-\$17,767	N/A
208	AMERICAN AUTOMOBILE INSURANCE COMPANY	0.00%	\$0	\$0	\$0	-\$21,572	N/A
209	AMERICAN ECONOMY INSURANCE COMPANY	0.00%	\$0	\$0	-\$2,105	-\$2,105	N/A
210	AMERICAN MANUFACTURERS MUTUAL INSURANCE COMPAI	0.00%	\$0	\$0	\$0	\$1	N/A
211	AMERICAN MOTORISTS INSURANCE COMPANY	0.00%	\$0	\$0	-\$100	-\$77	N/A
212	AMERICAN STATES INSURANCE COMPANY	0.00%	\$0	\$0	-\$1,289	-\$1,288	N/A
213	AMERICAN STATES PREFERRED INSURANCE COMPANY	0.00%	\$0	\$0	-\$2,654	-\$576	N/A
214	AMEX ASSURANCE COMPANY	0.00%	\$0	\$0	\$0	-\$1,007	N/A
215	AMTRUST INSURANCE COMPANY OF KANSAS INC	0.00%	\$0	\$0	\$0	\$43	N/A
216	ARROWOOD INDEMNITY COMPANY	0.00%	\$0	\$0	\$0	-\$283	N/A
217	ASSURANCE COMPANY OF AMERICA	0.00%	\$0	\$0	-\$82	-\$81	N/A
218	CALIFORNIA CASUALTY INDEMNITY EXCHANGE	0.00%	\$0	\$0	-\$527	-\$549	N/A
219	CHARTER OAK FIRE INSURANCE CO THE	0.00%	\$0	\$0	\$0	\$80	N/A
220	COMMERCE AND INDUSTRY INSURANCE CO	0.00%	\$0	\$1	\$0	\$0	0.00%
221	CONTINENTAL INSURANCE COMPANY THE	0.00%	\$0	\$0	-\$796	\$0	N/A
222	FARMINGTON CASUALTY COMPANY	0.00%	\$0	\$0	\$0	-\$40	N/A
223	FEDERATED SERVICE INSURANCE COMPANY	0.00%	\$0	\$0	\$0	-\$16	N/A
224	FIRST NATIONAL INSURANCE COMPANY OF AMERICA	0.00%	\$0	\$0	-\$336	-\$769	N/A
225	GATEWAY INSURANCE COMPANY	0.00%	\$0	\$0	-\$12,566	-\$10,913	N/A
226	GENERAL CASUALTY COMPANY OF WISCONSIN	0.00%	\$0	\$0	\$0	\$0	N/A
227	GENERAL CASUALTY INSURANCE COMPANY	0.00%	\$0	\$0	-\$2,182	-\$1,083	N/A
228	GENERAL INSURANCE COMPANY OF AMERICA	0.00%	\$0	\$0	-\$400	-\$437	N/A
229	GREAT AMERICAN ALLIANCE INSURANCE COMPANY	0.00%	\$0	\$0	\$0	-\$31	N/A
230	GREAT AMERICAN ASSURANCE COMPANY	0.00%	\$0	\$2,012	\$0	-\$51	-2.53%
231	GREAT AMERICAN CONTEMPORARY INSURANCE COMPANY	0.00%	\$0	\$0	\$0	-\$46	N/A
232	GREAT AMERICAN INSURANCE COMPANY	0.00%	\$0	\$24	\$0	-\$204	-850.00%
233	GREAT AMERICAN SECURITY INSURANCE COMPANY	0.00%	\$0	\$0	\$0	-\$39	N/A
234	GREAT AMERICAN SPIRIT INSURANCE COMPANY	0.00%	\$0	\$0	\$0	-\$9	N/A
235	INDEMNITY INSURANCE COMPANY OF NORTH AMERICA	0.00%	\$0	\$0	\$0	\$46	N/A
236	INFINITY CASUALTY INSURANCE COMPANY	0.00%	\$0	\$0	\$0	\$388	N/A
237	INFINITY PREMIER INSURANCE COMPANY	0.00%	\$0	\$0	-\$400	-\$400	N/A
238	INFINITY SPECIALTY INSURANCE COMPANY	0.00%	\$0	\$0	-\$538	-\$538	N/A

**2009 PROPERTY/CASUALTY INSURANCE
TOTALS BY LINE OF BUSINESS - PRIVATE PASSENGER (Auto Collision)**

OBS	COMPANY NAME	MARKET SHARE	DIRECT PREMIUMS WRITTEN	DIRECT PREMIUMS EARNED	DIRECT LOSSES PAID	DIRECT LOSSES INCURRED	LOSS RATIO
239	INFINITY STANDARD INSURANCE COMPANY	0.00%	\$0	\$0	-\$434	\$517	N/A
240	LM PROPERTY AND CASUALTY INSURANCE COMPANY	0.00%	\$0	\$0	-\$375	-\$375	N/A
241	LUMBERMENS MUTUAL CASUALTY COMPANY	0.00%	\$0	\$0	\$0	\$5	N/A
242	NATIONWIDE MUTUAL FIRE INSURANCE COMPANY	0.00%	\$0	\$0	\$0	\$82	N/A
243	NATIONWIDE PROPERTY & CASUALTY INSURANCE COMPAN	0.00%	\$0	\$0	\$0	\$46	N/A
244	PACIFIC EMPLOYERS INSURANCE COMPANY	0.00%	\$0	\$0	\$0	\$2	N/A
245	PENNSYLVANIA GENERAL INSURANCE COMPANY	0.00%	\$0	\$0	-\$1,648	-\$1,648	N/A
246	PENNSYLVANIA NATIONAL MUTUAL CASUALTY INSURANCE	0.00%	\$0	\$0	-\$50	-\$50	N/A
247	PLAZA INSURANCE COMPANY	0.00%	\$0	\$0	\$0	-\$13,110	N/A
248	PRAETORIAN INSURANCE COMPANY	0.00%	\$0	\$2	\$0	\$0	0.00%
249	SAFECO NATIONAL INSURANCE COMPANY	0.00%	\$0	\$0	-\$67	\$0	N/A
250	SECURITY NATIONAL INSURANCE COMPANY	0.00%	\$0	\$0	-\$468	-\$280	N/A
251	TIG INSURANCE COMPANY	0.00%	\$0	\$0	\$0	-\$995	N/A
252	TRAVELERS INDEMNITY COMPANY	0.00%	\$0	\$0	\$1,917	\$2,071	N/A
253	TRAVELERS PROPERTY CASUALTY COMPANY OF AMERICA	0.00%	\$0	\$0	\$0	-\$5,708	N/A
254	TRUSTGARD INSURANCE COMPANY	0.00%	\$0	\$0	-\$9,423	-\$9,423	N/A
255	UNIVERSAL UNDERWRITERS INS CO	0.00%	\$0	\$0	\$0	\$0	N/A
256	WARNER INSURANCE COMPANY	0.00%	\$0	\$0	-\$2,286	-\$2,303	N/A
257	ZURICH AMERICAN INSURANCE COMPANY	0.00%	\$0	-\$4	-\$5,526	-\$5,534	138350.00%
258	ONEBEACON INSURANCE COMPANY	0.00%	-\$3	\$37	-\$5,407	-\$5,403	-14602.70%
259	EMPLOYERS FIRE INSURANCE COMPANY	0.00%	-\$5	-\$13	-\$253	-\$253	1946.15%
260	ECONOMY FIRE & CASUALTY COMPANY	0.00%	-\$7	\$4	-\$1	\$162	4050.00%
261	LIBERTY MUTUAL INSURANCE COMPANY	0.00%	-\$16	\$52	-\$6	-\$4	-7.69%
262	NATIONWIDE MUTUAL INSURANCE COMPANY	0.00%	-\$17	-\$17	\$153	\$4	-23.53%
263	ILLINOIS NATIONAL INSURANCE COMPANY	0.00%	-\$364	\$1,836	\$3,086	\$2,744	149.46%
TOTAL		100.00%	\$760,505,125	\$758,741,635	\$445,596,171	\$453,617,037	59.79%

**MISSOURI PRIVATE PASSENGER AUTO INSURANCE
(Auto Collision)**



**2009 PROPERTY/CASUALTY INSURANCE
TOTALS BY LINE OF BUSINESS - COMMERCIAL AUTO LIABILITY (Comprehensive)**

OBS	COMPANY NAME	MARKET SHARE	DIRECT PREMIUMS WRITTEN	DIRECT PREMIUMS EARNED	DIRECT LOSSES PAID	DIRECT LOSSES INCURRED	LOSS RATIO
1	MOTORS INSURANCE CORPORATION	7.88%	\$3,899,513	\$3,899,513	\$2,446,918	\$2,515,627	64.51%
2	VANLINER INSURANCE COMPANY	6.84%	\$3,382,753	\$3,576,014	\$1,152,852	\$1,084,831	30.34%
3	STATE FARM MUTUAL AUTOMOBILE INSURANCE COMF	3.96%	\$1,958,253	\$1,982,824	\$1,288,349	\$1,301,521	65.64%
4	OWNERS INSURANCE COMPANY	3.80%	\$1,878,717	\$1,920,866	\$944,536	\$938,877	48.88%
5	NATIONWIDE MUTUAL INSURANCE COMPANY	3.60%	\$1,779,249	\$1,989,533	\$740,443	\$726,341	36.51%
6	AMERICAN FAMILY MUTUAL INSURANCE COMPANY	3.34%	\$1,649,999	\$1,701,360	\$798,238	\$811,433	47.69%
7	ACUITY A MUTUAL INSURANCE COMPANY	3.32%	\$1,640,274	\$1,599,618	\$829,802	\$135,355	8.46%
8	CONSUMERS INSURANCE USA INC	3.10%	\$1,532,679	\$1,536,889	\$844,041	\$789,468	51.37%
9	CUMIS INSURANCE SOCIETY INC	2.58%	\$1,275,791	\$894,311	\$382,168	\$274,117	30.65%
10	GREAT WEST CASUALTY COMPANY	2.51%	\$1,243,495	\$1,270,683	\$995,437	\$1,070,393	84.24%
11	CONTINENTAL WESTERN INSURANCE COMPANY	2.21%	\$1,095,316	\$1,190,306	\$671,777	\$647,978	54.44%
12	ARTISAN AND TRUCKERS CASUALTY COMPANY	2.06%	\$1,018,515	\$896,014	\$917,855	\$939,846	104.89%
13	CINCINNATI INSURANCE COMPANY THE	2.05%	\$1,014,233	\$986,224	\$600,244	\$682,102	69.16%
14	SENTRY SELECT INSURANCE COMPANY	2.05%	\$1,014,074	\$1,029,958	\$617,520	\$1,046,102	101.57%
15	AUTO OWNERS INSURANCE COMPANY	1.99%	\$984,668	\$1,056,125	\$344,450	\$327,672	31.03%
16	SAVERS PROPERTY & CASUALTY INSURANCE COMPAI	1.89%	\$935,554	\$995,221	\$257,926	\$270,062	27.14%
17	FARM BUREAU TOWN & COUNTRY INS CO OF MO	1.83%	\$904,217	\$890,790	\$465,381	\$487,523	54.73%
18	BALBOA INSURANCE COMPANY	1.45%	\$719,514	\$1,845,249	\$848,984	\$685,422	37.15%
19	NORTHLAND INSURANCE COMPANY	1.34%	\$663,987	\$640,656	\$753,226	\$813,393	126.96%
20	UNITED FIRE AND CASUALTY COMPANY	1.20%	\$592,963	\$581,034	\$435,886	\$395,943	68.14%
21	UNITED FINANCIAL CASUALTY COMPANY	1.17%	\$579,512	\$614,468	\$411,172	\$407,667	66.34%
22	FEDERATED MUTUAL INSURANCE COMPANY	1.13%	\$557,193	\$602,612	\$209,221	\$222,786	36.97%
23	CHRYSLER INSURANCE COMPANY	1.09%	\$541,481	\$548,153	\$256,069	\$211,812	38.64%
24	NATIONAL CASUALTY COMPANY	1.01%	\$498,111	\$537,888	\$137,684	\$136,945	25.46%
25	SHELTER GENERAL INSURANCE COMPANY	0.97%	\$480,706	\$493,258	\$137,517	\$135,654	27.50%
26	TRAVELERS PROPERTY CASUALTY COMPANY OF AME	0.91%	\$449,048	\$500,869	\$222,451	\$208,442	41.62%
27	ZURICH AMERICAN INSURANCE COMPANY	0.90%	\$443,934	\$369,451	\$87,230	\$95,081	25.74%
28	NATIONAL AMERICAN INSURANCE COMPANY	0.88%	\$434,916	\$462,432	\$18,673	\$33,697	7.29%
29	HAULERS INSURANCE COMPANY INC	0.87%	\$431,670	\$428,705	\$321,001	\$330,562	77.11%
30	COLUMBIA MUTUAL INSURANCE COMPANY	0.83%	\$409,411	\$404,171	\$234,870	\$227,560	56.30%
31	GENERAL CASUALTY COMPANY OF WISCONSIN	0.82%	\$405,718	\$425,841	\$53,970	\$81,853	19.22%
32	AMCO INSURANCE COMPANY	0.82%	\$405,507	\$448,755	\$316,062	\$295,398	65.83%
33	CHARTER OAK FIRE INSURANCE CO THE	0.79%	\$390,209	\$383,514	\$235,902	\$176,979	46.15%
34	GRINNELL MUTUAL REINSURANCE COMPANY	0.73%	\$361,938	\$373,577	\$235,249	\$228,748	61.23%
35	GREAT AMERICAN ASSURANCE COMPANY	0.69%	\$342,313	\$451,683	\$147,340	\$188,910	41.82%
36	SECURA INSURANCE A MUTUAL COMPANY	0.69%	\$339,950	\$301,591	\$355,640	\$409,756	135.86%
37	NATIONAL INTERSTATE INSURANCE COMPANY	0.67%	\$333,008	\$281,766	\$87,477	\$262,833	93.28%
38	HARTFORD FIRE INSURANCE COMPANY	0.66%	\$324,274	\$300,400	\$20,095	\$47,941	15.96%
39	VICTORIA FIRE & CASUALTY COMPANY	0.62%	\$306,201	\$206,618	\$181,431	\$184,308	89.20%
40	CAMERON MUTUAL INSURANCE COMPANY	0.57%	\$283,945	\$297,791	\$178,452	\$194,845	65.43%
41	ACCEPTANCE CASUALTY INSURANCE CO	0.56%	\$278,419	\$302,824	\$68,369	\$85,182	28.13%
42	MIDWESTERN INDEMNITY COMPANY THE	0.53%	\$262,590	\$272,402	\$167,496	\$147,433	54.12%
43	NATIONWIDE AGRIBUSINESS INSURANCE COMPANY	0.48%	\$238,333	\$253,028	\$232,158	\$211,994	83.78%
44	LIBERTY MUTUAL FIRE INSURANCE COMPANY	0.47%	\$231,591	\$262,205	\$125,511	\$125,511	47.87%
45	NETHERLANDS INSURANCE COMPANY THE	0.47%	\$231,381	\$219,633	\$107,884	\$120,176	54.72%
46	AMERICAN ALTERNATIVE INSURANCE CORPORATION	0.44%	\$218,871	\$221,179	\$188,680	\$225,256	101.84%
47	PEERLESS INDEMNITY INSURANCE COMPANY	0.43%	\$213,275	\$157,266	\$165,219	\$156,562	99.55%
48	CHURCH MUTUAL INSURANCE COMPANY	0.40%	\$195,461	\$191,212	\$89,567	\$89,866	47.00%
49	TRUCK INSURANCE EXCHANGE	0.39%	\$194,815	\$202,198	\$109,659	\$108,897	53.86%
50	ARCH INSURANCE COMPANY	0.39%	\$193,284	\$219,626	\$152,704	\$166,693	75.90%
51	ACE AMERICAN INSURANCE COMPANY	0.39%	\$191,005	\$189,562	\$4,810	\$65,112	34.35%
52	EMPLOYERS MUTUAL CASUALTY COMPANY	0.38%	\$189,855	\$196,880	\$245,026	\$223,318	113.43%
53	AMERISURE INSURANCE COMPANY	0.38%	\$187,818	\$191,256	\$53,556	\$94,287	49.30%
54	ALLSTATE INSURANCE COMPANY	0.38%	\$187,521	\$154,285	\$17,106	\$19,176	12.43%
55	HARTFORD UNDERWRITERS INSURANCE COMPANY	0.36%	\$177,796	\$191,437	\$100,598	\$91,456	47.77%
56	NORTHFIELD INSURANCE COMPANY	0.36%	\$176,391	\$199,067	\$26,098	\$29,961	15.05%
57	KNIGHTBROOK INSURANCE COMPANY	0.36%	\$176,029	\$42,277	\$12,172	\$29,112	68.86%
58	TRAVELERS INDEMNITY COMPANY	0.35%	\$174,326	\$153,767	\$89,095	\$46,638	30.33%
59	OAK RIVER INSURANCE COMPANY	0.35%	\$173,962	\$204,333	\$90,183	\$47,993	23.49%
60	ST PAUL FIRE & MARINE INSURANCE COMPANY	0.35%	\$172,545	\$195,238	\$19,949	\$22,579	11.56%

**2009 PROPERTY/CASUALTY INSURANCE
TOTALS BY LINE OF BUSINESS - COMMERCIAL AUTO LIABILITY (Comprehensive)**

OBS	COMPANY NAME	MARKET SHARE	DIRECT PREMIUMS WRITTEN	DIRECT PREMIUMS EARNED	DIRECT LOSSES PAID	DIRECT LOSSES INCURRED	LOSS RATIO
61	EMPIRE FIRE AND MARINE INSURANCE CO	0.35%	\$172,283	\$616,029	\$140,223	-\$125,438	-20.36%
62	ADDISON INSURANCE COMPANY	0.35%	\$171,945	\$181,268	\$102,906	\$106,662	58.84%
63	HAWKEYE SECURITY INSURANCE COMPANY	0.35%	\$171,237	\$181,431	\$432,115	\$119,447	65.84%
64	LANCER INSURANCE COMPANY	0.34%	\$169,404	\$160,249	\$18,021	\$21,552	13.45%
65	FEDERATED SERVICE INSURANCE COMPANY	0.34%	\$166,553	\$175,854	\$44,797	\$23,598	13.42%
66	PHILADELPHIA INDEMNITY INSURANCE COMPANY	0.32%	\$159,969	\$164,163	\$73,148	\$68,675	41.83%
67	AMERICAN STATES INSURANCE COMPANY	0.30%	\$149,745	\$170,965	\$94,900	\$86,178	50.41%
68	STATE AUTO PROPERTY & CASUALTY INSURANCE COI	0.29%	\$143,571	\$146,542	\$65,598	\$66,973	45.70%
69	NATIONAL INDEMNITY COMPANY	0.28%	\$140,929	\$158,086	\$82,617	\$79,544	50.32%
70	AMERISURE MUTUAL INSURANCE COMPANY	0.28%	\$138,762	\$133,697	\$36,786	\$9,581	7.17%
71	SENTINEL INSURANCE COMPANY LTD	0.28%	\$137,810	\$128,385	\$65,356	\$71,304	55.54%
72	STATE FARM FIRE AND CASUALTY COMPANY	0.27%	\$135,547	\$139,766	\$189,330	\$215,789	154.39%
73	STRATFORD INSURANCE COMPANY	0.27%	\$132,161	\$194,274	\$200,077	\$182,064	93.72%
74	FEDERAL INSURANCE COMPANY	0.26%	\$129,949	\$133,110	\$27,206	\$28,801	21.64%
75	CRUM & FORSTER INDEMNITY COMPANY	0.26%	\$126,300	\$101,576	\$45,871	\$58,706	57.80%
76	SHELTER MUTUAL INSURANCE COMPANY	0.25%	\$125,871	\$127,253	\$126,119	\$126,345	99.29%
77	FARMLAND MUTUAL INSURANCE COMPANY	0.25%	\$122,681	\$116,180	\$39,184	\$45,511	39.17%
78	REGENT INSURANCE COMPANY	0.24%	\$120,593	\$96,003	\$37,745	\$36,380	37.89%
79	UNIVERSAL UNDERWRITERS OF TEXAS INSURANCE CO	0.24%	\$119,052	\$3,602	\$0	\$5,064	140.59%
80	PEERLESS INSURANCE COMPANY	0.24%	\$118,233	\$121,187	\$81,431	\$81,840	67.53%
81	WAUSAU UNDERWRITERS INSURANCE COMPANY	0.24%	\$117,476	\$81,401	\$41,423	\$41,423	50.89%
82	EMCASCO INSURANCE COMPANY	0.24%	\$117,422	\$111,153	\$57,838	\$83,122	74.78%
83	ST PAUL MERCURY INSURANCE COMPANY	0.24%	\$116,941	\$115,812	\$22,988	\$43,511	37.57%
84	TRAVELERS CASUALTY INSURANCE COMPANY OF AME	0.22%	\$108,089	\$23,415	\$16,338	\$16,419	70.12%
85	NATIONAL LIABILITY & FIRE INSURANCE COMPANY	0.22%	\$107,911	\$110,242	\$80,575	\$71,005	64.41%
86	CANAL INSURANCE COMPANY	0.21%	\$105,373	\$141,012	\$282,277	\$329,277	233.51%
87	TOKIO MARINE & NICHIDO FIRE INSURANCE CO LTD	0.21%	\$104,396	\$110,773	\$72,176	\$77,360	69.84%
88	STATE NATIONAL INSURANCE COMPANY INC	0.21%	\$103,436	\$89,672	\$79,283	\$77,976	86.96%
89	ARGONAUT GREAT CENTRAL INSURANCE CO	0.21%	\$101,713	\$93,155	\$62,490	\$47,191	50.66%
90	GREAT NORTHERN INSURANCE COMPANY	0.21%	\$101,707	\$99,095	\$29,479	\$31,641	31.93%
91	SELECTIVE INSURANCE COMPANY OF SOUTH CAROLIN	0.20%	\$100,075	\$87,783	\$52,376	\$54,276	61.83%
92	BROTHERHOOD MUTUAL INSURANCE CO	0.20%	\$99,923	\$108,469	\$29,933	\$29,276	26.99%
93	GENERAL INSURANCE COMPANY OF AMERICA	0.18%	\$91,299	\$111,071	\$60,740	\$89,392	80.48%
94	ONEBEACON AMERICA INSURANCE COMPANY	0.18%	\$91,242	\$79,265	\$54,838	\$58,401	73.68%
95	HARTFORD CASUALTY INSURANCE CO	0.18%	\$90,592	\$93,290	\$48,251	\$45,702	48.99%
96	ARGONAUT MIDWEST INSURANCE COMPANY	0.18%	\$89,994	\$80,086	\$13,572	\$9,443	11.79%
97	UNITED STATES FIRE INSURANCE COMPANY	0.18%	\$88,874	\$112,687	\$116,512	\$60,365	53.57%
98	AMERICAN GUARANTEE & LIABILITY INSURANCE COMP	0.17%	\$84,294	\$114,222	\$43,990	\$38,813	33.98%
99	TRAVELERS INDEMNITY COMPANY OF CONNECTICUT	0.17%	\$83,875	\$71,871	\$11,235	-\$1,481	-2.06%
100	GUIDEONE MUTUAL INSURANCE COMPANY	0.17%	\$83,841	\$81,724	\$42,112	\$39,012	47.74%
101	FARMERS INSURANCE EXCHANGE	0.16%	\$81,219	\$85,534	\$51,897	\$43,827	51.24%
102	VICTORIA AUTOMOBILE INSURANCE COMPANY	0.16%	\$80,746	\$125,364	\$83,370	\$78,177	62.36%
103	OCCIDENTAL FIRE & CASUALTY COMPANY OF NORTH	0.16%	\$80,469	\$108,523	\$107,053	\$107,053	98.65%
104	TRANSPORTATION INSURANCE COMPANY	0.16%	\$79,553	\$78,961	\$19,270	\$18,475	23.40%
105	TWIN CITY FIRE INSURANCE COMPANY	0.16%	\$78,653	\$92,020	\$25,105	\$30,461	33.10%
106	PHOENIX INSURANCE COMPANY THE	0.16%	\$77,191	\$66,891	\$37,205	\$38,623	57.74%
107	SENTRY INSURANCE A MUTUAL COMPANY	0.15%	\$76,029	\$84,744	\$72,065	-\$236,339	-278.89%
108	BITUMINOUS CASUALTY CORPORATION	0.15%	\$72,138	\$72,365	\$29,646	\$38,738	53.53%
109	AMERICAN ECONOMY INSURANCE COMPANY	0.14%	\$70,362	\$70,118	\$32,526	\$28,119	40.10%
110	COMMERCE AND INDUSTRY INSURANCE CO	0.14%	\$67,232	\$39,555	\$3,332	\$3,352	8.47%
111	FIRST NATIONAL INSURANCE COMPANY OF AMERICA	0.13%	\$63,677	\$90,859	\$53,953	\$44,726	49.23%
112	MAXUM CASUALTY INSURANCE COMPANY	0.13%	\$62,765	\$55,256	\$61,483	\$61,483	111.27%
113	CONTINENTAL INSURANCE COMPANY THE	0.12%	\$61,777	\$67,038	\$14,799	\$14,558	21.72%
114	PRAETORIAN INSURANCE COMPANY	0.12%	\$60,366	\$44,884	-\$2,244	-\$2,456	-5.47%
115	SCOTTSDALE INDEMNITY COMPANY	0.12%	\$60,270	\$26,891	\$5,247	\$5,161	19.19%
116	MID CENTURY INSURANCE COMPANY	0.12%	\$59,352	\$50,918	\$88,628	\$86,241	169.37%
117	HARCO NATIONAL INSURANCE COMPANY	0.11%	\$55,944	\$187,492	\$103,483	\$108,612	57.93%
118	ST PAUL PROTECTIVE INSURANCE COMPANY	0.11%	\$54,850	\$61,622	\$42,428	\$71,392	115.85%
119	T H E INSURANCE COMPANY	0.11%	\$54,310	\$53,478	\$32,338	\$32,085	60.00%

**2009 PROPERTY/CASUALTY INSURANCE
TOTALS BY LINE OF BUSINESS - COMMERCIAL AUTO LIABILITY (Comprehensive)**

OBS	COMPANY NAME	MARKET SHARE	DIRECT PREMIUMS WRITTEN	DIRECT PREMIUMS EARNED	DIRECT LOSSES PAID	DIRECT LOSSES INCURRED	LOSS RATIO
120	QBE INSURANCE CORPORATION	0.10%	\$51,240	\$27,613	\$14,259	\$25,626	92.80%
121	OHIO CASUALTY INSURANCE COMPANY	0.10%	\$47,944	\$61,450	\$12,587	\$12,624	20.54%
122	WAUSAU BUSINESS INSURANCE COMPANY	0.10%	\$47,665	\$48,502	\$16,139	\$16,139	33.27%
123	INDEMNITY INSURANCE COMPANY OF NORTH AMERICA	0.10%	\$47,511	\$39,726	\$39,633	\$23,857	60.05%
124	LIBERTY INSURANCE CORPORATION	0.09%	\$45,519	\$33,332	\$10,572	\$10,572	31.72%
125	CONTINENTAL CASUALTY COMPANY	0.09%	\$44,878	\$70,609	-\$11,675	-\$10,808	-15.31%
126	FARMERS ALLIANCE MUTUAL INSURANCE COMPANY	0.09%	\$44,559	\$45,835	\$15,658	\$15,658	34.16%
127	CASTLEPOINT NATIONAL INSURANCE COMPANY	0.09%	\$43,319	\$39,837	\$39,476	\$6,393	16.05%
128	ST PAUL GUARDIAN INSURANCE COMPANY	0.09%	\$42,695	\$33,369	\$7,095	\$7,753	23.23%
129	SPARTA INSURANCE COMPANY	0.08%	\$41,184	\$30,846	\$2,986	\$18,611	60.34%
130	STAR INSURANCE COMPANY	0.08%	\$40,730	\$35,530	\$78,724	\$81,568	229.58%
131	NATIONAL FIRE INSURANCE COMPANY OF HARTFORD	0.08%	\$39,173	\$54,489	\$22,514	\$29,408	53.97%
132	PHARMACISTS MUTUAL INSURANCE COMPANY	0.08%	\$38,148	\$37,136	\$31,127	\$31,127	83.82%
133	TRAVELERS INDEMNITY COMPANY OF AMERICA	0.08%	\$37,525	\$42,252	\$13,838	\$15,416	36.49%
134	VALLEY FORGE INSURANCE COMPANY	0.08%	\$37,239	\$37,552	\$31,187	\$26,836	71.46%
135	NORTH RIVER INSURANCE COMPANY THE	0.07%	\$36,930	\$32,989	\$34,548	\$55,798	169.14%
136	RIVERPORT INSURANCE COMPANY	0.07%	\$35,503	\$35,219	\$15,937	\$16,012	45.46%
137	MARYLAND CASUALTY COMPANY	0.07%	\$34,825	\$36,036	\$41,181	\$41,116	114.10%
138	NEW HAMPSHIRE INSURANCE COMPANY	0.07%	\$34,742	\$34,255	\$24,715	\$24,015	70.11%
139	PENNSYLVANIA LUMBERMENS MUTUAL INSURANCE CO	0.07%	\$34,709	\$40,484	\$4,807	-\$16,322	-40.32%
140	INSURANCE COMPANY OF THE STATE OF PENNSYLVANIA	0.07%	\$33,835	\$33,354	\$6,394	-\$1,629	-4.88%
141	OHIO SECURITY INSURANCE COMPANY	0.07%	\$33,322	\$35,372	\$6,782	\$6,806	19.24%
142	AMERICAN NATIONAL PROPERTY & CASUALTY COMPANY	0.07%	\$32,880	\$32,933	\$69,498	\$67,891	206.15%
143	TOWER NATIONAL INSURANCE COMPANY	0.06%	\$32,018	\$30,139	\$0	\$995	3.30%
144	ALLSTATE INDEMNITY COMPANY	0.06%	\$31,087	\$83,278	\$25,017	\$27,449	32.96%
145	GATEWAY INSURANCE COMPANY	0.06%	\$30,620	\$30,670	\$0	\$0	0.00%
146	WEST AMERICAN INSURANCE COMPANY	0.06%	\$30,106	\$35,787	\$42,520	\$42,246	118.05%
147	AMERICAN MODERN HOME INSURANCE CO	0.06%	\$29,773	\$29,773	\$44,478	\$55,428	186.17%
148	OLD REPUBLIC INSURANCE COMPANY	0.06%	\$29,361	\$39,981	\$0	-\$8,001	-20.01%
149	SAGAMORE INSURANCE COMPANY	0.06%	\$27,766	\$37,101	\$19,928	\$22,150	59.70%
150	GRANITE STATE INSURANCE COMPANY	0.06%	\$27,619	\$32,801	\$7,198	\$6,939	21.15%
151	AMERICAN CASUALTY COMPANY OF READING PENNSYLVANIA	0.05%	\$26,907	\$24,878	\$26,164	\$16,466	66.19%
152	RLI INSURANCE COMPANY	0.05%	\$25,298	\$35,926	\$3,455	\$11,591	32.26%
153	BANCINSURE INC	0.05%	\$25,048	\$22,398	\$14,713	\$14,713	65.69%
154	HANOVER INSURANCE COMPANY THE	0.05%	\$24,521	\$12,769	-\$6,529	-\$12,352	-96.73%
155	GOVERNMENT EMPLOYEES INSURANCE CO	0.05%	\$23,471	\$11,852	\$0	\$0	0.00%
156	NORTH AMERICAN ELITE INSURANCE COMPANY	0.05%	\$23,411	\$21,930	\$23,222	\$56,625	258.21%
157	ZURICH AMERICAN INSURANCE COMPANY OF ILLINOIS	0.05%	\$22,956	\$37,292	\$6,238	\$6,025	16.16%
158	AMERICAN ZURICH INSURANCE COMPANY	0.04%	\$22,119	\$16,255	\$7,895	\$8,123	49.97%
159	SENTRY CASUALTY COMPANY	0.04%	\$21,714	\$22,436	\$17,495	\$13,582	60.54%
160	AMERICAN FIRE & CASUALTY COMPANY	0.04%	\$21,338	\$26,193	\$45,713	\$15,729	60.05%
161	UNION INSURANCE COMPANY OF PROVIDENCE	0.04%	\$20,490	\$13,644	\$11,020	\$14,197	104.05%
162	BITUMINOUS FIRE AND MARINE INS CO	0.04%	\$20,327	\$17,518	\$24,342	\$25,709	146.76%
163	ALPHA PROPERTY & CASUALTY INSURANCE CO	0.04%	\$19,124	\$32,426	-\$662	-\$24,199	-74.63%
164	21ST CENTURY NATIONAL INSURANCE COMPANY	0.04%	\$18,970	\$25,170	\$4,073	-\$3,026	-12.02%
165	FIREMANS FUND INSURANCE COMPANY	0.04%	\$18,439	\$19,860	\$14,597	\$15,043	75.75%
166	REDLAND INSURANCE COMPANY	0.03%	\$15,781	\$30,313	\$31,905	\$40,317	133.00%
167	EMPLOYERS FIRE INSURANCE COMPANY	0.03%	\$15,334	\$46,556	\$10,865	\$11,596	24.91%
168	ILLINOIS NATIONAL INSURANCE COMPANY	0.03%	\$15,119	\$17,955	\$0	\$0	0.00%
169	LIBERTY MUTUAL INSURANCE COMPANY	0.03%	\$14,741	\$19,498	\$3,014	\$3,014	15.46%
170	SOMPO JAPAN INSURANCE COMPANY OF AMERICA	0.03%	\$13,841	\$13,700	\$4,687	\$4,772	34.83%
171	MASSACHUSETTS BAY INSURANCE COMPANY	0.03%	\$13,473	\$14,384	\$57,505	\$55,352	384.82%
172	HARLEYSVILLE INSURANCE COMPANY	0.03%	\$13,211	\$10,515	\$0	\$106	1.01%
173	DELOS INSURANCE COMPANY	0.03%	\$13,106	\$16,229	\$2,089	\$6,705	41.31%
174	SELECTIVE INSURANCE COMPANY OF THE SOUTHEAST	0.03%	\$12,851	\$10,505	\$7,851	\$15,351	146.13%
175	GREAT AMERICAN INSURANCE COMPANY	0.03%	\$12,770	-\$119,395	\$4,293	\$2,662	-2.23%
176	GREAT DIVIDE INSURANCE COMPANY	0.02%	\$11,279	\$13,128	\$4,282	\$6,133	46.72%
177	LM INSURANCE CORPORATION	0.02%	\$10,701	\$16,640	\$1,641	\$1,641	9.86%
178	EMPLOYERS INSURANCE COMPANY OF WAUSAU	0.02%	\$10,305	\$8,072	\$0	\$0	0.00%

**2009 PROPERTY/CASUALTY INSURANCE
TOTALS BY LINE OF BUSINESS - COMMERCIAL AUTO LIABILITY (Comprehensive)**

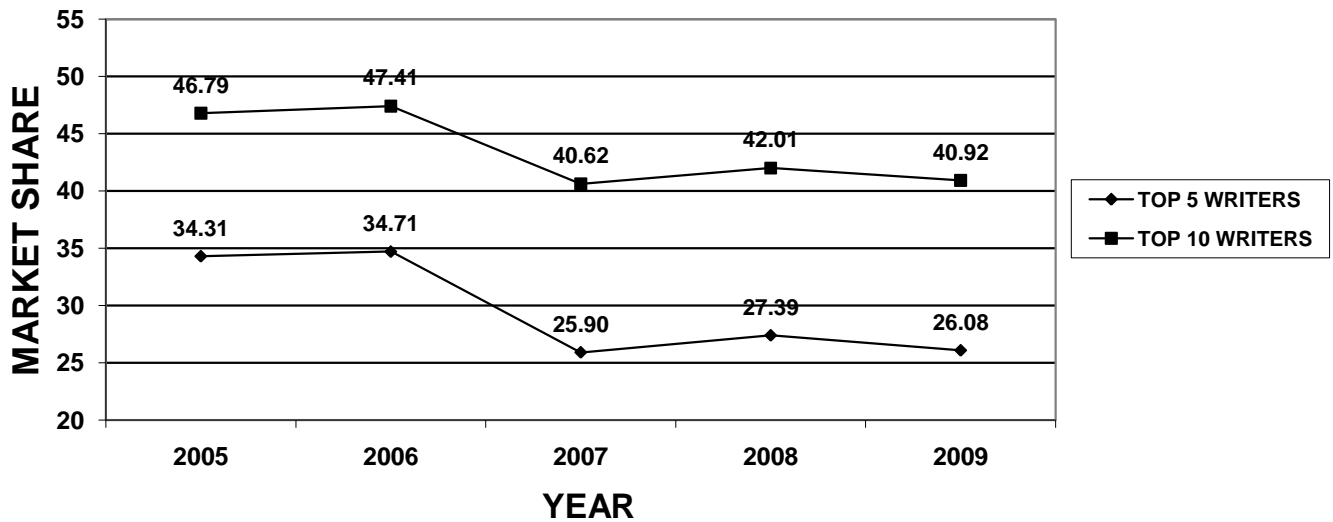
OBS	COMPANY NAME	MARKET SHARE	DIRECT PREMIUMS WRITTEN	DIRECT PREMIUMS EARNED	DIRECT LOSSES PAID	DIRECT LOSSES INCURRED	LOSS RATIO
179	TRANSGUARD INSURANCE COMPANY OF AMERICA INC	0.02%	\$10,163	\$10,093	\$1,262	\$1,936	19.18%
180	WEST BEND MUTUAL INSURANCE COMPANY	0.02%	\$9,838	\$2,365	\$2,566	\$2,401	101.52%
181	NATIONAL UNION FIRE INSURANCE COMPANY OF PITT:	0.02%	\$9,754	\$11,575	\$57,214	\$54,547	471.25%
182	NATIONAL SURETY CORPORATION	0.02%	\$9,693	\$8,278	\$1,286	\$2,941	35.53%
183	PENNSYLVANIA MANUFACTURERS ASSOCIATION INSU	0.02%	\$9,062	\$6,575	\$209	\$2,009	30.56%
184	AMERICAN AUTOMOBILE INSURANCE COMPANY	0.02%	\$8,700	\$11,244	\$7,309	\$6,830	60.74%
185	AXIS INSURANCE COMPANY	0.02%	\$8,560	\$6,405	\$0	\$3,875	60.50%
186	PROPERTY & CASUALTY INSURANCE COMPANY OF HA	0.02%	\$8,032	\$7,752	\$0	\$5,017	64.72%
187	XL SPECIALTY INSURANCE COMPANY	0.02%	\$7,792	\$8,771	\$0	\$711	8.11%
188	AMERICAN STANDARD INSURANCE COMPANY OF WISC	0.02%	\$7,767	\$9,260	\$25,176	\$25,176	271.88%
189	WESTFIELD INSURANCE COMPANY	0.01%	\$7,274	\$8,021	\$3,866	\$4,141	51.63%
190	mitsui sumitomo insurance company of america	0.01%	\$7,003	\$6,359	\$528	\$14,577	229.23%
191	ALLMERICA FINANCIAL BENEFIT INSURANCE COMPAN'	0.01%	\$6,898	\$4,126	\$4,106	\$4,106	99.52%
192	MARKEL AMERICAN INSURANCE COMPANY	0.01%	\$6,589	\$6,668	\$0	\$1,550	23.25%
193	STATE AUTOMOBILE MUTUAL INSURANCE COMPANY	0.01%	\$6,419	\$8,827	\$12,224	\$11,864	134.41%
194	COOPERATIVE MUTUAL INSURANCE COMPANY	0.01%	\$6,416	\$7,457	\$1,395	\$1,570	21.05%
195	MID-CONTINENT CASUALTY COMPANY	0.01%	\$6,070	\$7,951	\$1,178	\$1,133	14.25%
196	GREENWICH INSURANCE COMPANY	0.01%	\$5,772	\$3,513	-\$9,593	-\$1,174	-33.42%
197	ASSURANCE COMPANY OF AMERICA	0.01%	\$5,695	\$4,276	\$216	\$209	4.89%
198	UNIVERSAL UNDERWRITERS INS CO	0.01%	\$5,535	\$6,962	\$0	\$89	1.28%
199	PENNSYLVANIA GENERAL INSURANCE COMPANY	0.01%	\$5,342	\$20,866	\$12,808	\$10,731	51.43%
200	NATIONAL FARMERS UNION PROPERTY & CASUALTY C	0.01%	\$5,077	\$5,307	\$24,809	\$21,015	395.99%
201	SELECTIVE INSURANCE COMPANY OF AMERICA	0.01%	\$5,074	\$789	\$1,237	\$1,237	156.78%
202	NATIONAL TRUST INSURANCE COMPANY	0.01%	\$4,813	\$4,589	\$4,150	\$7,146	155.72%
203	AMERICAN RELIABLE INSURANCE COMPANY	0.01%	\$4,663	\$4,226	\$0	\$0	0.00%
204	mitsui sumitomo insurance usa inc	0.01%	\$4,652	\$3,953	\$7,183	\$3,529	89.27%
205	CITIZENS INSURANCE COMPANY OF AMERICA	0.01%	\$4,560	\$3,692	\$8,925	\$8,862	240.03%
206	WESTPORT INSURANCE CORPORATION	0.01%	\$4,449	\$5,675	\$7,461	\$5,215	91.89%
207	UNIVERSAL CASUALTY COMPANY	0.01%	\$4,400	\$2,786	\$77,915	\$84,098	3018.59%
208	AMERICAN INSURANCE COMPANY THE	0.01%	\$4,320	\$4,103	\$1,774	\$1,513	36.88%
209	INFINITY AUTO INSURANCE COMPANY	0.01%	\$3,814	\$4,988	\$3,136	\$2,907	58.28%
210	NOVA CASUALTY COMPANY	0.01%	\$3,621	\$1,957	\$1,413	-\$854	-43.64%
211	WESCO INSURANCE COMPANY	0.01%	\$3,606	\$4,941	\$1,505	-\$1,375	-27.83%
212	HARTFORD ACCIDENT & INDEMNITY CO	0.01%	\$3,553	\$3,693	\$2,982	\$2,982	80.75%
213	GREAT AMERICAN ALLIANCE INSURANCE COMPANY	0.01%	\$3,352	\$8,130	\$1,652	\$1,382	17.00%
214	OLD REPUBLIC GENERAL INSURANCE CORPORATION	0.01%	\$3,139	\$3,886	\$5,386	\$5,386	138.60%
215	TOWER INSURANCE COMPANY OF NEW YORK	0.01%	\$3,133	\$2,877	\$0	\$497	17.27%
216	ACE FIRE UNDERWRITERS INSURANCE COMPANY	0.01%	\$2,967	\$5,419	\$4,275	-\$3,924	-72.41%
217	PREFERRED PROFESSIONAL INSURANCE COMPANY	0.01%	\$2,820	\$3,237	\$755	\$566	17.49%
218	PENNSYLVANIA MANUFACTURERS INDEMNITY COMPAN	0.01%	\$2,758	\$1,784	\$0	\$38	2.13%
219	1ST AUTO & CASUALTY INSURANCE COMPANY	0.00%	\$2,468	\$1,937	\$21,047	\$21,897	1130.46%
220	COUNTRY MUTUAL INSURANCE COMPANY	0.00%	\$2,117	\$2,756	\$5,812	\$5,770	209.36%
221	GREAT AMERICAN INSURANCE COMPANY OF NEW YOF	0.00%	\$2,080	\$1,331	\$0	\$14	1.05%
222	NORTHERN INSURANCE COMPANY OF NEW YORK	0.00%	\$1,892	\$1,754	\$0	\$6	0.34%
223	CENTURY-NATIONAL INSURANCE COMPANY	0.00%	\$1,845	\$1,234	\$0	-\$52	-4.21%
224	ACE PROPERTY AND CASUALTY INSURANCE COMPAN'	0.00%	\$1,615	\$2,234	\$0	-\$5,515	-246.87%
225	EVEREST NATIONAL INSURANCE COMPANY	0.00%	\$1,567	\$1,568	-\$7,156	-\$7,103	-453.00%
226	FCCI INSURANCE COMPANY	0.00%	\$1,502	\$852	\$0	\$5	0.59%
227	CAPITOL INDEMNITY CORPORATION	0.00%	\$1,441	\$596	\$5	\$500	83.89%
228	AMERICAN SERVICE INSURANCE COMPANY	0.00%	\$1,407	\$1,552	\$6,019	\$5,356	345.10%
229	INTEGON NATIONAL INSURANCE COMPANY	0.00%	\$1,362	\$2,510	\$0	\$0	0.00%
230	AGRI GENERAL INSURANCE COMPANY	0.00%	\$1,201	\$346	\$363	\$363	104.91%
231	STONINGTON INSURANCE COMPANY	0.00%	\$1,183	\$18,676	\$15,500	\$7,007	37.52%
232	MID-CONTINENT ASSURANCE COMPANY	0.00%	\$1,092	\$1,156	\$0	\$0	0.00%
233	MARKEL INSURANCE COMPANY	0.00%	\$1,056	\$1,856	\$0	-\$2,956	-159.27%
234	ULLICO CASUALTY COMPANY	0.00%	\$749	\$570	\$0	\$23	4.04%
235	STARNET INSURANCE COMPANY	0.00%	\$673	\$675	\$7,883	\$7,881	1167.56%
236	ROCKFORD MUTUAL INSURANCE COMPANY	0.00%	\$650	\$581	\$0	\$0	0.00%
237	MERIDIAN CITIZENS MUTUAL INSURANCE COMPANY	0.00%	\$346	\$186	\$0	\$2	1.08%

2009 PROPERTY/CASUALTY INSURANCE
TOTALS BY LINE OF BUSINESS - COMMERCIAL AUTO LIABILITY (Comprehensive)

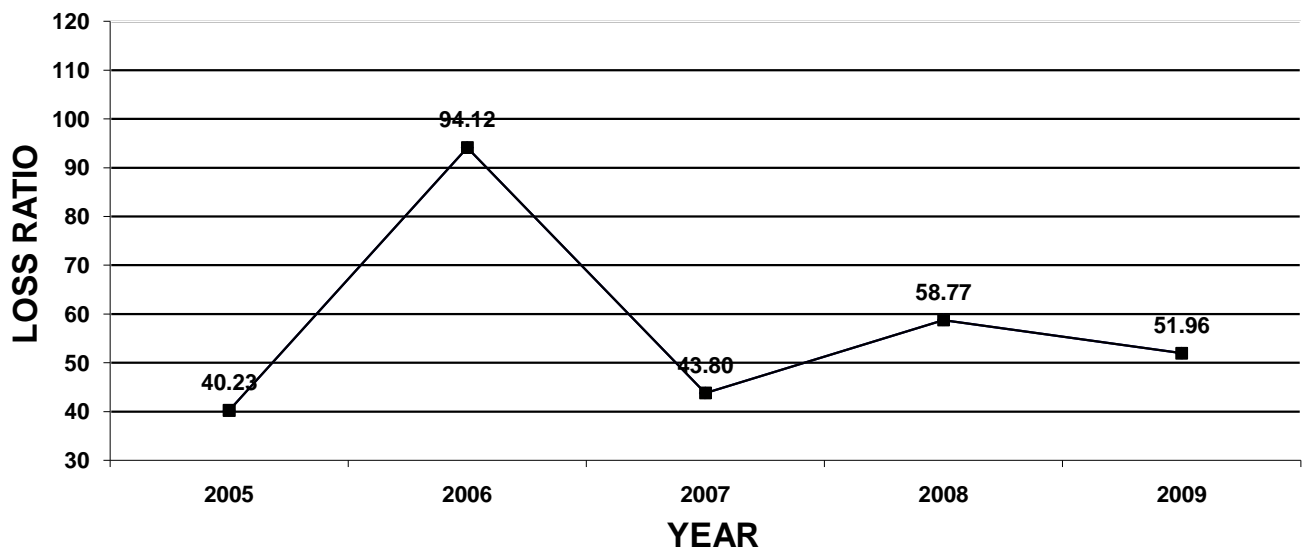
OBS	COMPANY NAME	MARKET SHARE	DIRECT PREMIUMS WRITTEN	DIRECT PREMIUMS EARNED	DIRECT LOSSES PAID	DIRECT LOSSES INCURRED	LOSS RATIO
238	FIRST LIBERTY INSURANCE CORP THE	0.00%	\$295	\$392	\$0	\$0	0.00%
239	PROTECTIVE INSURANCE COMPANY	0.00%	\$256	\$256	\$0	\$0	0.00%
240	COMPANION PROPERTY AND CASUALTY INSURANCE C	0.00%	\$252	\$74	\$0	\$0	0.00%
241	ASSOCIATED INDEMNITY CORPORATION	0.00%	\$190	\$81	\$0	-\$57	-70.37%
242	PACIFIC INDEMNITY COMPANY	0.00%	\$122	\$130	\$0	-\$12	-9.23%
243	UTICA MUTUAL INSURANCE COMPANY	0.00%	\$117	\$7,446	\$0	-\$3	-0.04%
244	TRIANGLE INSURANCE COMPANY INC	0.00%	\$111	\$56	\$0	\$0	0.00%
245	GEICO GENERAL INS CO	0.00%	\$40	-\$15	\$0	\$0	0.00%
246	SOUTHERN INSURANCE COMPANY	0.00%	\$8	\$625	\$705	\$748	119.68%
247	AGCS MARINE INSURANCE COMPANY	0.00%	\$0	\$0	\$0	\$662	N/A
248	ALEA NORTH AMERICA INSURANCE COMPANY	0.00%	\$0	\$0	\$0	-\$1,110	N/A
249	ALLIANZ GLOBAL RISKS US INSURANCE COMPANY	0.00%	\$0	\$0	\$0	\$495	N/A
250	AMERICAN MANUFACTURERS MUTUAL INSURANCE CO	0.00%	\$0	\$0	\$0	\$0	N/A
251	ATHENA ASSURANCE COMPANY	0.00%	\$0	\$0	\$0	-\$5	N/A
252	ATLANTIC SPECIALTY INSURANCE COMPANY	0.00%	\$0	\$0	\$0	\$52	N/A
253	BANKERS STANDARD INSURANCE COMPANY	0.00%	\$0	\$0	\$0	-\$42	N/A
254	CHICAGO INSURANCE COMPANY	0.00%	\$0	\$0	\$0	-\$1	N/A
255	CLARENDON NATIONAL INSURANCE COMPANY	0.00%	\$0	\$0	-\$109	\$117	N/A
256	ENCOMPASS INDEMNITY COMPANY	0.00%	\$0	\$16	\$0	\$0	0.00%
257	FARMINGTON CASUALTY COMPANY	0.00%	\$0	\$0	\$0	-\$94	N/A
258	FIDELITY & GUARANTY INSURANCE UNDERWRITERS	0.00%	\$0	\$0	\$0	-\$6,853	N/A
259	FIDELITY AND GUARANTY INSURANCE COMPANY	0.00%	\$0	\$0	-\$167	\$2,712	N/A
260	INSURANCE COMPANY OF NORTH AMERICA	0.00%	\$0	\$19	\$0	\$1,378	7252.63%
261	LUMBERMENS UNDERWRITING ALLIANCE	0.00%	\$0	\$0	\$0	\$0	N/A
262	MANUFACTURERS ALLIANCE INSURANCE COMPANY	0.00%	\$0	\$0	\$0	\$0	N/A
263	NATIONAL SPECIALTY INSURANCE COMPANY	0.00%	\$0	\$7,492	\$61,717	\$37,817	504.77%
264	NATIONWIDE MUTUAL FIRE INSURANCE COMPANY	0.00%	\$0	\$0	\$0	\$1	N/A
265	NATIONWIDE PROPERTY & CASUALTY INSURANCE COI	0.00%	\$0	\$0	\$0	\$7	N/A
266	PACIFIC EMPLOYERS INSURANCE COMPANY	0.00%	\$0	\$0	\$0	-\$1,692	N/A
267	PROGRESSIVE CASUALTY INSURANCE COMPANY	0.00%	\$0	\$30	\$6,289	\$3,409	11363.33%
268	PROGRESSIVE CLASSIC INSURANCE COMPANY	0.00%	\$0	\$0	\$0	\$8	N/A
269	PROGRESSIVE NORTHWESTERN INSURANCE COMPAN	0.00%	\$0	\$0	-\$5,169	-\$5,037	N/A
270	STANDARD FIRE INSURANCE COMPANY	0.00%	\$0	\$0	\$0	-\$5	N/A
271	TRAVELERS CASUALTY AND SURETY COMPANY	0.00%	\$0	\$0	\$1	-\$280	N/A
272	TRAVELERS COMMERCIAL INSURANCE COMPANY	0.00%	\$0	\$0	\$0	\$5	N/A
273	UNITED STATES FIDELITY & GUARANTY COMPANY	0.00%	\$0	\$0	-\$12,970	-\$10,225	N/A
274	VIGILANT INSURANCE COMPANY	0.00%	\$0	\$8	\$0	-\$10	-125.00%
275	VIRGINIA SURETY COMPANY INC	0.00%	\$0	\$0	\$0	\$159	N/A
276	WESTCHESTER FIRE INSURANCE COMPANY	0.00%	\$0	\$0	\$0	-\$2,602	N/A
277	XL INSURANCE AMERICA INC	0.00%	\$0	\$88	\$0	\$14	15.91%
278	FIDELITY AND DEPOSIT COMPANY MARYLAND	0.00%	-\$75	\$865	\$0	-\$347	-40.12%
279	INFINITY STANDARD INSURANCE COMPANY	0.00%	-\$133	\$1,922	-\$91	-\$91	-4.73%
280	CAROLINA CASUALTY INSURANCE COMPANY	0.00%	-\$476	\$2,214	\$0	\$0	0.00%
281	COLONIAL AMERICAN CASUALTY AND SURETY C	0.00%	-\$851	\$1,908	\$866	\$786	41.19%
282	HARTFORD INSURANCE COMPANY OF MIDWEST THE	0.00%	-\$899	-\$267	\$1,757	\$1,018	-381.27%
283	AMERICAN HOME ASSURANCE COMPANY	-0.12%	-\$61,042	-\$60,433	\$0	\$0	0.00%
284	DISCOVER PROPERTY AND CASUALTY INSURANCE CC	-0.23%	-\$113,759	-\$42,137	-\$29,395	\$172,526	-409.44%
285	TRAVELERS CASUALTY AND SURETY COMPANY OF AM	0.00%	\$0	\$0	\$0	-\$184	N/A
TOTAL		100.00%	\$49,460,665	\$51,448,150	\$27,569,025	\$26,734,442	51.96%

**MISSOURI COMMERCIAL AUTO INSURANCE
(Auto Comprehensive)**

MARKET SHARE OF TOP 5 AND TOP 10 WRITERS



5 YEAR LOSS RATIO



**2009 PROPERTY/CASUALTY INSURANCE
TOTALS BY LINE OF BUSINESS - COMMERCIAL AUTO LIABILITY (Collision)**

OBS	COMPANY NAME	MARKET SHARE	DIRECT PREMIUMS WRITTEN	DIRECT PREMIUMS EARNED	DIRECT LOSSES PAID	DIRECT LOSSES INCURRED	LOSS RATIO
1	GREAT WEST CASUALTY COMPANY	7.15%	\$4,942,049	\$5,075,879	\$2,637,484	\$2,372,056	46.73%
2	AMERICAN FAMILY MUTUAL INSURANCE COMPANY	3.95%	\$2,730,244	\$2,735,593	\$1,075,110	\$999,318	36.53%
3	ARTISAN AND TRUCKERS CASUALTY COMPANY	3.83%	\$2,648,879	\$2,533,115	\$1,358,497	\$1,351,178	53.34%
4	CONTINENTAL WESTERN INSURANCE COMPANY	3.63%	\$2,511,179	\$2,868,230	\$1,985,998	\$2,058,652	71.77%
5	STATE FARM MUTUAL AUTOMOBILE INSURANCE COMI	3.59%	\$2,482,700	\$2,581,881	\$1,189,311	\$1,184,682	45.88%
6	NORTHLAND INSURANCE COMPANY	3.31%	\$2,289,015	\$2,225,365	\$1,058,785	\$1,032,857	46.41%
7	UNIVERSAL UNDERWRITERS INS CO	3.13%	\$2,164,201	\$2,285,177	\$996,724	\$846,726	37.05%
8	CINCINNATI INSURANCE COMPANY THE	3.00%	\$2,073,663	\$2,118,880	\$1,238,335	\$1,181,659	55.77%
9	SENTRY SELECT INSURANCE COMPANY	2.70%	\$1,864,615	\$1,912,750	\$1,236,405	\$847,210	44.29%
10	GREAT AMERICAN ASSURANCE COMPANY	2.06%	\$1,423,014	\$1,556,562	\$808,326	\$810,778	52.09%
11	OWNERS INSURANCE COMPANY	2.04%	\$1,413,998	\$1,425,133	\$793,345	\$786,587	55.19%
12	UNITED FINANCIAL CASUALTY COMPANY	1.88%	\$1,300,478	\$1,506,712	\$796,974	\$840,066	55.75%
13	CONSUMERS INSURANCE USA INC	1.60%	\$1,106,718	\$1,149,812	\$609,466	\$570,059	49.58%
14	UNITED FIRE AND CASUALTY COMPANY	1.56%	\$1,079,123	\$1,082,917	\$886,686	\$909,774	84.01%
15	TRAVELERS PROPERTY CASUALTY COMPANY OF AME	1.50%	\$1,039,222	\$1,043,440	\$530,029	\$631,676	60.54%
16	PHILADELPHIA INDEMNITY INSURANCE COMPANY	1.44%	\$996,408	\$1,022,532	\$455,622	\$427,763	41.83%
17	FARM BUREAU TOWN & COUNTRY INS CO OF MO	1.42%	\$978,624	\$960,083	\$560,955	\$487,785	50.81%
18	FIRST GUARD INSURANCE COMPANY	1.37%	\$947,171	\$947,171	\$352,449	\$374,598	39.55%
19	CHARTER OAK FIRE INSURANCE CO THE	1.34%	\$923,915	\$916,868	\$390,736	\$355,560	38.78%
20	AMERICAN ALTERNATIVE INSURANCE CORPORATION	1.32%	\$912,715	\$920,666	\$879,512	\$1,091,570	118.56%
21	SAVERS PROPERTY & CASUALTY INSURANCE COMPA	1.24%	\$855,202	\$906,963	\$437,459	\$486,862	53.68%
22	SHELTER GENERAL INSURANCE COMPANY	1.18%	\$817,855	\$807,455	\$213,091	\$210,203	26.03%
23	SECURA INSURANCE A MUTUAL COMPANY	1.14%	\$790,360	\$730,165	\$505,536	\$434,797	59.55%
24	AUTO OWNERS INSURANCE COMPANY	1.14%	\$787,389	\$832,655	\$309,972	\$313,777	37.68%
25	ZURICH AMERICAN INSURANCE COMPANY	1.13%	\$782,599	\$621,370	\$403,031	\$385,711	62.07%
26	GRINNELL MUTUAL REINSURANCE COMPANY	1.12%	\$772,732	\$800,963	\$250,879	\$254,880	31.82%
27	NAVIGATORS INSURANCE COMPANY	1.06%	\$734,312	\$727,561	\$212,919	\$811,016	111.47%
28	CHRYSLER INSURANCE COMPANY	1.03%	\$714,870	\$723,664	\$338,056	\$279,629	38.64%
29	NATIONWIDE MUTUAL INSURANCE COMPANY	1.01%	\$698,706	\$778,381	\$575,283	\$606,658	77.94%
30	GENERAL CASUALTY COMPANY OF WISCONSIN	0.96%	\$664,286	\$702,907	\$504,826	\$376,558	53.57%
31	COLUMBIA MUTUAL INSURANCE COMPANY	0.92%	\$636,112	\$621,578	\$310,404	\$280,382	45.11%
32	NATIONAL INTERSTATE INSURANCE COMPANY	0.92%	\$634,300	\$523,916	\$346,244	\$15,174	2.90%
33	ACUITY A MUTUAL INSURANCE COMPANY	0.84%	\$583,593	\$561,506	\$107,942	\$849,079	151.21%
34	GREAT AMERICAN INSURANCE COMPANY	0.82%	\$563,864	\$562,885	\$247,147	\$160,570	28.53%
35	CHEROKEE INSURANCE COMPANY	0.80%	\$552,646	\$678,258	\$406,752	\$445,127	65.63%
36	CAMERON MUTUAL INSURANCE COMPANY	0.80%	\$550,333	\$582,752	\$279,773	\$258,599	44.38%
37	MIDWESTERN INDEMNITY COMPANY THE	0.75%	\$519,719	\$538,659	\$255,087	\$224,531	41.68%
38	EMPLOYERS MUTUAL CASUALTY COMPANY	0.73%	\$507,530	\$534,554	\$376,734	\$411,984	77.07%
39	OAK RIVER INSURANCE COMPANY	0.71%	\$490,003	\$566,051	\$266,660	\$319,484	56.44%
40	AMERISURE INSURANCE COMPANY	0.66%	\$456,413	\$471,439	\$179,476	\$189,877	40.28%
41	NETHERLANDS INSURANCE COMPANY THE	0.63%	\$438,106	\$418,940	\$264,562	\$294,707	70.35%
42	LIBERTY MUTUAL FIRE INSURANCE COMPANY	0.62%	\$425,857	\$518,553	\$493,381	\$493,381	95.15%
43	HARTFORD UNDERWRITERS INSURANCE COMPANY	0.61%	\$420,833	\$450,239	\$175,449	\$183,765	40.81%
44	UNIVERSAL UNDERWRITERS OF TEXAS INSURANCE C	0.59%	\$409,406	\$409,406	\$111,546	\$111,546	27.25%
45	LANCER INSURANCE COMPANY	0.58%	\$400,189	\$384,534	\$242,131	\$265,513	69.05%
46	PEERLESS INDEMNITY INSURANCE COMPANY	0.57%	\$396,505	\$294,538	\$57,269	\$54,269	18.43%
47	FEDERATED MUTUAL INSURANCE COMPANY	0.57%	\$391,102	\$431,480	\$132,578	\$97,972	22.71%
48	ALLSTATE INSURANCE COMPANY	0.55%	\$378,900	\$323,327	\$61,534	\$64,448	19.93%
49	STATE NATIONAL INSURANCE COMPANY INC	0.53%	\$363,340	\$304,154	\$681,346	\$699,439	229.96%
50	HAWKEYE SECURITY INSURANCE COMPANY	0.52%	\$361,943	\$384,136	\$191,488	\$52,932	13.78%
51	TRUCK INSURANCE EXCHANGE	0.50%	\$343,972	\$363,135	\$76,409	\$78,819	21.71%
52	AMERICAN STATES INSURANCE COMPANY	0.50%	\$343,060	\$391,869	\$143,225	\$130,062	33.19%
53	CUMIS INSURANCE SOCIETY INC	0.49%	\$342,309	\$249,900	\$104,138	\$78,174	31.28%
54	EMPIRE FIRE AND MARINE INSURANCE CO	0.48%	\$332,240	\$1,088,907	\$577,097	-\$241,901	-22.22%
55	SENTINEL INSURANCE COMPANY LTD	0.48%	\$332,049	\$289,756	\$237,593	\$248,545	85.78%
56	MOTORS INSURANCE CORPORATION	0.47%	\$328,082	\$328,082	\$102,266	\$106,512	32.47%
57	ADDISON INSURANCE COMPANY	0.47%	\$324,657	\$326,560	\$182,706	\$128,267	39.28%
58	STATE AUTO PROPERTY & CASUALTY INSURANCE CO	0.47%	\$324,571	\$331,289	\$78,377	\$102,967	31.08%
59	NATIONAL INDEMNITY COMPANY	0.47%	\$324,143	\$365,050	\$150,228	\$152,428	41.76%
60	NATIONAL LIABILITY & FIRE INSURANCE COMPANY	0.47%	\$323,828	\$330,527	\$213,525	\$203,356	61.52%

**2009 PROPERTY/CASUALTY INSURANCE
TOTALS BY LINE OF BUSINESS - COMMERCIAL AUTO LIABILITY (Collision)**

OBS	COMPANY NAME	MARKET SHARE	DIRECT PREMIUMS WRITTEN	DIRECT PREMIUMS EARNED	DIRECT LOSSES PAID	DIRECT LOSSES INCURRED	LOSS RATIO
61	CANAL INSURANCE COMPANY	0.47%	\$321,824	\$430,362	\$174,233	\$142,233	33.05%
62	WAUSAU UNDERWRITERS INSURANCE COMPANY	0.44%	\$304,715	\$187,393	\$182,223	\$182,223	97.24%
63	INTREPID INSURANCE COMPANY	0.43%	\$299,199	\$491,578	\$111,450	\$163,391	33.24%
64	FEDERATED SERVICE INSURANCE COMPANY	0.43%	\$295,211	\$292,701	\$99,194	\$89,518	30.58%
65	HAULERS INSURANCE COMPANY INC	0.42%	\$290,230	\$288,236	\$169,588	\$182,703	63.39%
66	TRAVELERS INDEMNITY COMPANY	0.40%	\$273,318	\$246,340	\$97,343	\$71,644	29.08%
67	EMCASCO INSURANCE COMPANY	0.38%	\$260,465	\$226,732	\$134,190	\$164,148	72.40%
68	PEERLESS INSURANCE COMPANY	0.36%	\$252,111	\$268,354	\$185,922	\$186,856	69.63%
69	MAXUM CASUALTY INSURANCE COMPANY	0.36%	\$250,232	\$220,129	\$166,965	\$191,596	87.04%
70	CHURCH MUTUAL INSURANCE COMPANY	0.35%	\$243,889	\$243,361	\$113,994	\$114,374	47.00%
71	FEDERAL INSURANCE COMPANY	0.34%	\$235,428	\$247,633	\$109,719	\$113,375	45.78%
72	CAROLINA CASUALTY INSURANCE COMPANY	0.34%	\$234,678	\$280,988	\$115,036	\$114,853	40.87%
73	ST PAUL FIRE & MARINE INSURANCE COMPANY	0.34%	\$233,872	\$249,926	\$107,317	\$132,908	53.18%
74	BITUMINOUS CASUALTY CORPORATION	0.33%	\$225,223	\$225,933	-\$54,215	-\$35,622	-15.77%
75	SELECTIVE INSURANCE COMPANY OF SOUTH CAROLIA	0.32%	\$219,177	\$196,294	\$78,011	\$57,807	29.45%
76	INDIANA LUMBERMENS MUTUAL INSURANCE COMPANY	0.32%	\$218,091	\$205,695	\$30,365	\$74,935	36.43%
77	REGENT INSURANCE COMPANY	0.31%	\$214,688	\$176,986	\$152,103	\$131,709	74.42%
78	STATE FARM FIRE AND CASUALTY COMPANY	0.30%	\$208,658	\$219,576	\$66,389	\$50,432	22.97%
79	HARTFORD FIRE INSURANCE COMPANY	0.30%	\$207,025	\$202,274	\$173,398	\$202,722	100.22%
80	TRAVELERS INDEMNITY COMPANY OF CONNECTICUT	0.30%	\$205,774	\$184,717	\$79,018	\$71,499	38.71%
81	ARCH INSURANCE COMPANY	0.28%	\$192,799	\$219,074	\$152,320	\$166,275	75.90%
82	GENERAL INSURANCE COMPANY OF AMERICA	0.28%	\$192,350	\$240,174	\$95,838	\$141,045	58.73%
83	MID CENTURY INSURANCE COMPANY	0.27%	\$185,731	\$155,523	\$73,628	\$78,441	50.44%
84	ACCEPTANCE CASUALTY INSURANCE CO	0.27%	\$185,729	\$202,297	\$352,737	\$365,929	180.89%
85	AMERISURE MUTUAL INSURANCE COMPANY	0.26%	\$183,143	\$178,752	\$148,624	\$148,624	83.15%
86	PRAETORIAN INSURANCE COMPANY	0.26%	\$181,100	\$134,653	-\$6,732	-\$7,370	-5.47%
87	ONEBEACON AMERICA INSURANCE COMPANY	0.25%	\$170,173	\$163,398	\$116,770	\$120,568	73.79%
88	PHOENIX INSURANCE COMPANY THE	0.24%	\$168,001	\$145,951	\$78,556	-\$7,358	-5.04%
89	GREAT NORTHERN INSURANCE COMPANY	0.24%	\$165,765	\$162,498	\$102,160	\$105,065	64.66%
90	OCCIDENTAL FIRE & CASUALTY COMPANY OF NORTH CAROLINA	0.24%	\$163,526	\$221,018	\$145,964	\$166,927	75.53%
91	FARMERS INSURANCE EXCHANGE	0.23%	\$160,967	\$168,663	\$98,870	\$93,876	55.66%
92	COMMERCE AND INDUSTRY INSURANCE CO	0.23%	\$157,022	\$111,800	\$116,654	\$165,194	147.76%
93	SHELTER MUTUAL INSURANCE COMPANY	0.21%	\$145,972	\$147,365	\$52,638	\$52,732	35.78%
94	AMCO INSURANCE COMPANY	0.21%	\$144,435	\$154,523	\$89,129	\$90,038	58.27%
95	HARTFORD CASUALTY INSURANCE CO	0.20%	\$141,295	\$149,534	\$77,864	\$83,029	55.53%
96	SPARTA INSURANCE COMPANY	0.20%	\$140,226	\$102,235	\$37,789	\$61,682	60.33%
97	CONTINENTAL INSURANCE COMPANY THE	0.20%	\$135,893	\$139,320	\$147,139	\$196,328	140.92%
98	ARGONAUT MIDWEST INSURANCE COMPANY	0.20%	\$134,991	\$120,128	\$20,358	\$14,165	11.79%
99	LIBERTY INSURANCE CORPORATION	0.19%	\$134,693	\$94,568	\$54,143	\$54,143	57.25%
100	FIRST NATIONAL INSURANCE COMPANY OF AMERICA	0.19%	\$133,750	\$207,735	\$157,576	\$130,629	62.88%
101	AMERICAN ECONOMY INSURANCE COMPANY	0.19%	\$132,183	\$131,897	\$47,166	\$40,775	30.91%
102	SENTRY INSURANCE A MUTUAL COMPANY	0.18%	\$122,831	\$137,405	\$147,202	\$164,500	119.72%
103	AMERICAN GUARANTEE & LIABILITY INSURANCE COMPANY	0.17%	\$118,569	\$153,651	\$44,660	\$46,154	30.04%
104	VALLEY FORGE INSURANCE COMPANY	0.16%	\$109,447	\$98,282	\$13,018	-\$3,621	-3.68%
105	OHIO CASUALTY INSURANCE COMPANY	0.15%	\$101,937	\$136,360	\$43,596	\$33,683	24.70%
106	GUIDEONE MUTUAL INSURANCE COMPANY	0.15%	\$101,624	\$102,185	\$30,294	\$30,294	29.65%
107	EMPLOYERS FIRE INSURANCE COMPANY	0.15%	\$100,377	\$89,865	\$45,242	\$23,537	26.19%
108	NEW HAMPSHIRE INSURANCE COMPANY	0.14%	\$97,804	\$103,981	\$26,362	\$66,306	63.77%
109	HARCO NATIONAL INSURANCE COMPANY	0.14%	\$95,883	\$323,214	\$141,191	\$150,782	46.65%
110	QBE INSURANCE CORPORATION	0.14%	\$95,159	\$51,282	\$26,481	\$47,590	92.80%
111	PENNSYLVANIA LUMBERMENS MUTUAL INSURANCE COMPANY	0.14%	\$94,274	\$116,944	\$44,949	\$49,949	42.71%
112	TWIN CITY FIRE INSURANCE COMPANY	0.14%	\$93,380	\$109,677	\$59,074	\$50,856	46.37%
113	SAGAMORE INSURANCE COMPANY	0.13%	\$91,798	\$117,035	\$38,365	\$67,443	57.63%
114	PHARMACISTS MUTUAL INSURANCE COMPANY	0.13%	\$90,857	\$90,857	\$106,482	\$87,665	96.49%
115	VICTORIA FIRE & CASUALTY COMPANY	0.13%	\$88,850	\$62,852	\$3,192	\$6,351	10.10%
116	BROTHERHOOD MUTUAL INSURANCE CO	0.13%	\$88,501	\$92,982	\$38,017	\$35,868	38.58%
117	TRAVELERS INDEMNITY COMPANY OF AMERICA	0.13%	\$87,217	\$105,142	\$73,149	\$73,265	69.68%
118	AMERICAN NATIONAL PROPERTY & CASUALTY COMPANY	0.12%	\$86,399	\$89,364	\$24,569	\$24,777	27.73%
119	STAR INSURANCE COMPANY	0.12%	\$86,139	\$73,071	\$80,117	\$78,999	108.11%
120	TRANSPORTATION INSURANCE COMPANY	0.12%	\$84,434	\$95,778	\$55,236	\$4,713	4.92%

**2009 PROPERTY/CASUALTY INSURANCE
TOTALS BY LINE OF BUSINESS - COMMERCIAL AUTO LIABILITY (Collision)**

OBS	COMPANY NAME	MARKET SHARE	DIRECT PREMIUMS WRITTEN	DIRECT PREMIUMS EARNED	DIRECT LOSSES PAID	DIRECT LOSSES INCURRED	LOSS RATIO
121	MARYLAND CASUALTY COMPANY	0.12%	\$83,940	\$87,814	\$41,961	\$44,099	50.22%
122	INDEMNITY INSURANCE COMPANY OF NORTH AMERIC.	0.12%	\$83,402	\$71,108	\$74,271	\$57,790	81.27%
123	NATIONWIDE AGRIBUSINESS INSURANCE COMPANY	0.12%	\$81,924	\$87,492	\$54,668	\$54,668	62.48%
124	PLAZA INSURANCE COMPANY	0.12%	\$81,040	\$37,632	\$98,325	\$103,325	274.57%
125	NORTHFIELD INSURANCE COMPANY	0.12%	\$80,862	\$95,011	\$70,406	\$68,774	72.39%
126	INSURANCE COMPANY OF THE STATE OF PENNSYLVANIA	0.11%	\$76,843	\$76,962	\$29,853	\$30,277	39.34%
127	NATIONAL FIRE INSURANCE COMPANY OF HARTFORD	0.11%	\$75,534	\$68,791	\$44,295	\$37,253	54.15%
128	GRANITE STATE INSURANCE COMPANY	0.11%	\$73,972	\$92,139	-\$14,792	-\$12,984	-14.09%
129	BITUMINOUS FIRE AND MARINE INS CO	0.10%	\$68,538	\$59,068	\$13,307	\$40,540	68.63%
130	WEST AMERICAN INSURANCE COMPANY	0.10%	\$67,588	\$84,904	\$79,862	\$65,327	76.94%
131	GATEWAY INSURANCE COMPANY	0.10%	\$65,747	\$65,611	\$10,614	\$5,525	8.42%
132	DELOS INSURANCE COMPANY	0.09%	\$62,912	\$57,645	\$9,392	\$33,259	57.70%
133	OHIO SECURITY INSURANCE COMPANY	0.09%	\$61,884	\$65,690	\$30,041	\$30,086	45.80%
134	FARMERS ALLIANCE MUTUAL INSURANCE COMPANY	0.09%	\$60,153	\$64,544	\$29,358	\$26,108	40.45%
135	ALLSTATE INDEMNITY COMPANY	0.09%	\$59,680	\$168,613	\$145,104	\$155,976	92.51%
136	AMERICAN FIRE & CASUALTY COMPANY	0.08%	\$53,843	\$68,499	\$203,947	\$209,007	305.12%
137	MASSACHUSETTS BAY INSURANCE COMPANY	0.07%	\$51,693	\$43,640	\$8,206	\$21,880	50.14%
138	RLI INSURANCE COMPANY	0.07%	\$51,328	\$72,893	-\$9,472	\$4,035	5.54%
139	AMERICAN ZURICH INSURANCE COMPANY	0.07%	\$50,830	\$40,778	\$6,615	\$6,538	16.03%
140	WAUSAU BUSINESS INSURANCE COMPANY	0.07%	\$50,565	\$61,403	\$118,639	\$118,639	193.21%
141	OLD REPUBLIC INSURANCE COMPANY	0.07%	\$49,526	\$66,999	\$29,974	-\$6,032	-9.00%
142	AMERICAN CASUALTY COMPANY OF READING PENNSY	0.07%	\$47,788	\$43,498	\$28,916	\$15,114	34.75%
143	ILLINOIS NATIONAL INSURANCE COMPANY	0.07%	\$47,687	\$42,483	\$2,075	\$3,432	8.08%
144	REDLAND INSURANCE COMPANY	0.07%	\$47,341	\$90,940	\$95,713	\$120,951	133.00%
145	NATIONAL SPECIALTY INSURANCE COMPANY	0.07%	\$47,113	\$47,113	\$6,501	\$6,501	13.80%
146	WESTFIELD INSURANCE COMPANY	0.06%	\$44,538	\$42,802	\$7,274	\$8,744	20.43%
147	AMERICAN FARMERS & RANCHERS INSURANCE COMP	0.05%	\$35,793	\$37,442	\$6,533	\$6,533	17.45%
148	TRANSGUARD INSURANCE COMPANY OF AMERICA INC	0.05%	\$35,004	\$34,767	\$4,348	\$6,668	19.18%
149	LIBERTY MUTUAL INSURANCE COMPANY	0.05%	\$33,771	\$47,458	\$13,000	\$13,000	27.39%
150	NATIONAL AMERICAN INSURANCE COMPANY	0.05%	\$32,736	\$34,807	\$208,410	\$198,410	570.03%
151	SENTRY CASUALTY COMPANY	0.05%	\$32,555	\$33,642	\$41,694	\$47,581	141.43%
152	CONTINENTAL CASUALTY COMPANY	0.05%	\$31,876	\$83,571	\$25,921	-\$74,786	-89.49%
153	SELECTIVE INSURANCE COMPANY OF THE SOUTHEAS	0.05%	\$31,710	\$26,837	\$28,920	\$25,420	94.72%
154	HARLEYSVILLE INSURANCE COMPANY	0.04%	\$30,961	\$29,808	\$46,081	\$45,098	151.29%
155	FIREMANS FUND INSURANCE COMPANY	0.04%	\$29,768	\$32,796	\$8,964	\$46,157	140.74%
156	21ST CENTURY NATIONAL INSURANCE COMPANY	0.04%	\$29,705	\$44,530	\$42,681	\$37,800	84.89%
157	AMERICAN MODERN HOME INSURANCE CO	0.04%	\$29,592	\$29,592	\$0	\$0	0.00%
158	ZURICH AMERICAN INSURANCE COMPANY OF ILLINOIS	0.04%	\$27,393	\$41,298	\$20,710	\$19,979	48.38%
159	BANCINSURE INC	0.04%	\$25,674	\$23,658	\$33,247	\$33,246	140.53%
160	SOMPO JAPAN INSURANCE COMPANY OF AMERICA	0.04%	\$25,620	\$24,613	\$6,508	\$6,627	26.92%
161	VICTORIA AUTOMOBILE INSURANCE COMPANY	0.04%	\$25,589	\$39,971	\$1,703	-\$1,968	-4.92%
162	SAFETY NATIONAL CASUALTY CORPORATION	0.04%	\$25,540	\$3,218	\$0	\$2,333	72.50%
163	PROPERTY & CASUALTY INSURANCE COMPANY OF H/	0.04%	\$25,147	\$24,589	\$21,439	\$26,290	106.92%
164	LM INSURANCE CORPORATION	0.04%	\$24,232	\$42,274	\$13,917	\$13,917	32.92%
165	NATIONAL UNION FIRE INSURANCE COMPANY OF PITT	0.03%	\$23,818	\$25,735	\$82,080	\$82,245	319.58%
166	MITSUI SUMITOMO INSURANCE COMPANY OF AMERIC/	0.03%	\$21,945	\$17,430	\$28,731	\$28,296	162.34%
167	WEST BEND MUTUAL INSURANCE COMPANY	0.03%	\$21,473	\$5,423	\$5,562	\$5,202	95.92%
168	ACE AMERICAN INSURANCE COMPANY	0.03%	\$21,291	\$18,604	\$4,903	-\$23,073	-124.02%
169	UNION INSURANCE COMPANY OF PROVIDENCE	0.03%	\$21,108	\$17,146	\$37,000	\$37,242	217.21%
170	COOPERATIVE MUTUAL INSURANCE COMPANY	0.03%	\$19,249	\$22,372	\$4,184	\$4,710	21.05%
171	AMERICAN AUTOMOBILE INSURANCE COMPANY	0.03%	\$19,012	\$26,958	\$38,281	\$36,313	134.70%
172	EMPLOYERS INSURANCE COMPANY OF WAUSAU	0.03%	\$18,610	\$18,838	\$30,566	\$30,566	162.26%
173	ALPHA PROPERTY & CASUALTY INSURANCE CO	0.02%	\$16,583	\$31,705	\$120,620	\$127,205	401.21%
174	MARKEL AMERICAN INSURANCE COMPANY	0.02%	\$16,556	\$14,505	\$0	\$3,371	23.24%
175	ASSURANCE COMPANY OF AMERICA	0.02%	\$16,539	\$11,868	\$0	-\$3	-0.03%
176	NATIONAL SURETY CORPORATION	0.02%	\$15,038	\$13,008	\$15,577	\$14,244	109.50%
177	MID-CONTINENT CASUALTY COMPANY	0.02%	\$14,235	\$20,496	\$44,602	\$47,510	231.80%
178	NATIONAL TRUST INSURANCE COMPANY	0.02%	\$13,575	\$12,677	\$22,600	\$19,736	155.68%
179	SELECTIVE INSURANCE COMPANY OF AMERICA	0.02%	\$13,444	\$2,045	\$6,507	\$6,557	320.64%

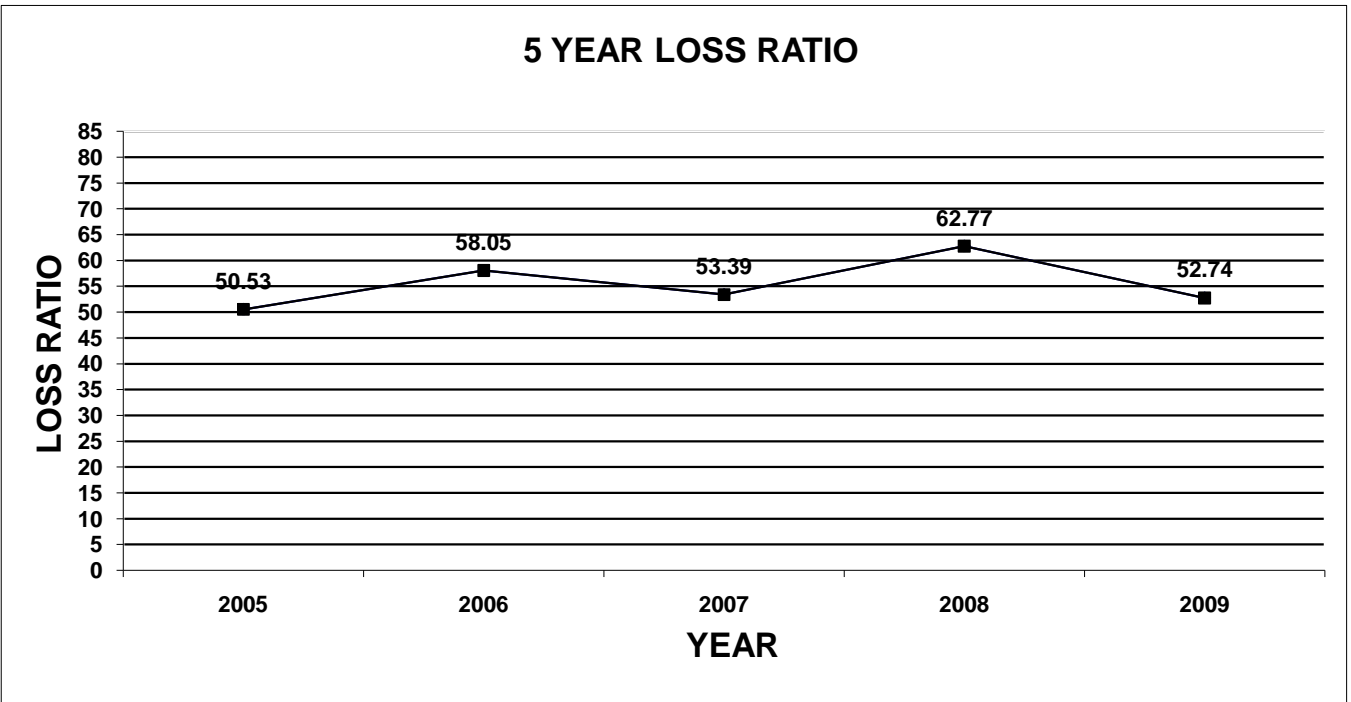
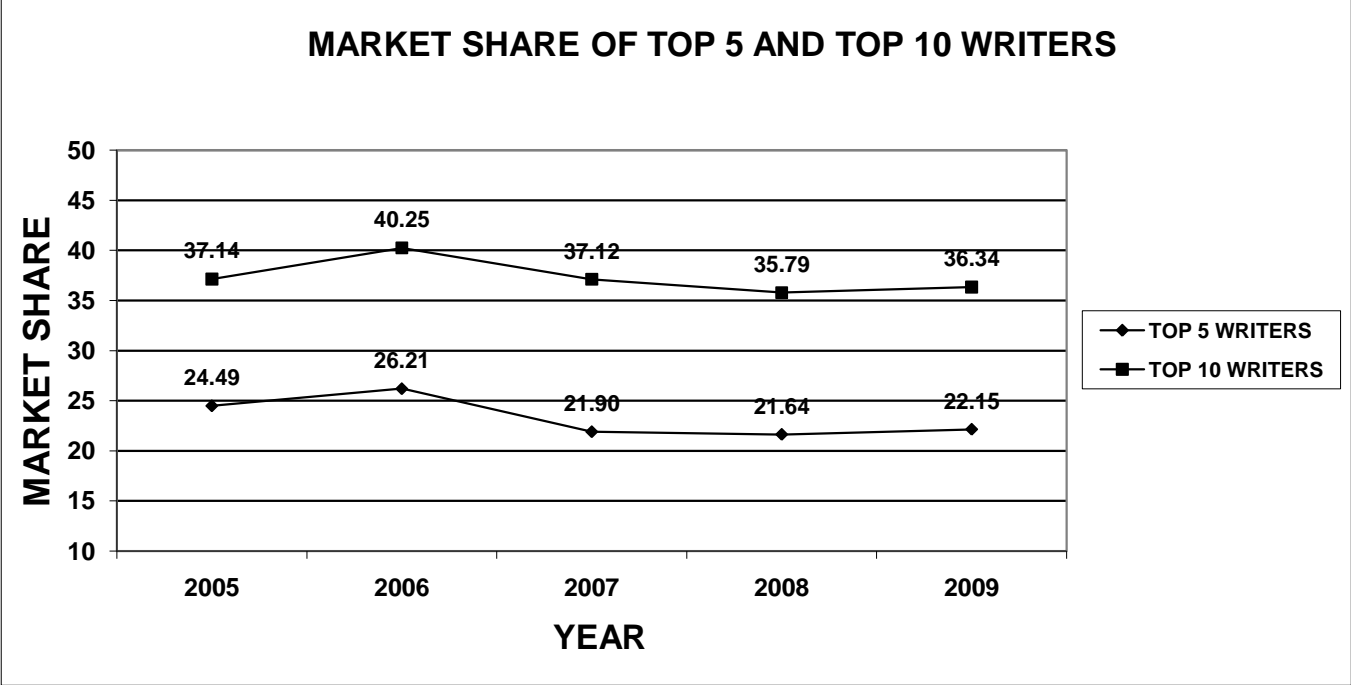
**2009 PROPERTY/CASUALTY INSURANCE
TOTALS BY LINE OF BUSINESS - COMMERCIAL AUTO LIABILITY (Collision)**

OBS	COMPANY NAME	MARKET SHARE	DIRECT PREMIUMS WRITTEN	DIRECT PREMIUMS EARNED	DIRECT LOSSES PAID	DIRECT LOSSES INCURRED	LOSS RATIO
180	ALLMERICA FINANCIAL BENEFIT INSURANCE COMPAN	0.02%	\$12,984	\$7,760	\$6,054	\$6,053	78.00%
181	SECURITY NATIONAL INSURANCE COMPANY	0.02%	\$12,473	\$14,381	\$1,780	\$2,239	15.57%
182	AMTRUST INSURANCE COMPANY OF KANSAS INC	0.02%	\$12,438	\$12,352	\$18,211	\$963	7.80%
183	STATE AUTOMOBILE MUTUAL INSURANCE COMPANY	0.02%	\$12,205	\$16,781	\$20,101	\$19,508	116.25%
184	GREAT DIVIDE INSURANCE COMPANY	0.02%	\$11,279	\$13,127	\$4,281	\$6,132	46.71%
185	AMERICAN INSURANCE COMPANY THE	0.02%	\$11,133	\$10,439	\$0	-\$514	-4.92%
186	AMERICAN SOUTHERN INSURANCE COMPANY	0.02%	\$10,919	\$8,499	\$6,390	\$6,390	75.19%
187	INFINITY AUTO INSURANCE COMPANY	0.02%	\$10,591	\$12,892	\$482	\$290	2.25%
188	AXIS INSURANCE COMPANY	0.02%	\$10,568	\$7,735	\$274	\$4,676	60.45%
189	NOVA CASUALTY COMPANY	0.02%	\$10,411	\$5,507	\$0	\$0	0.00%
190	mitsui sumitomo insurance usa inc	0.02%	\$10,380	\$8,636	\$344	\$6,851	79.33%
191	WESTPORT INSURANCE CORPORATION	0.01%	\$9,660	\$12,321	\$0	\$11,324	91.91%
192	WESCO INSURANCE COMPANY	0.01%	\$9,636	\$13,604	\$4,024	-\$3,676	-27.02%
193	OLD REPUBLIC GENERAL INSURANCE CORPORATION	0.01%	\$9,375	\$11,484	\$15,261	\$15,261	132.89%
194	CITIZENS INSURANCE COMPANY OF AMERICA	0.01%	\$9,091	\$7,206	\$5,260	\$5,178	71.86%
195	SENECA INSURANCE COMPANY INC	0.01%	\$8,893	\$8,902	\$959	\$1,324	14.87%
196	PENNSYLVANIA GENERAL INSURANCE COMPANY	0.01%	\$8,822	\$38,910	\$17,121	\$14,279	36.70%
197	HANOVER INSURANCE COMPANY THE	0.01%	\$8,790	\$12,777	\$6,188	\$6,601	51.66%
198	GREENWICH INSURANCE COMPANY	0.01%	\$8,285	\$5,282	\$10,613	\$6,148	116.40%
199	HARTFORD ACCIDENT & INDEMNITY CO	0.01%	\$7,703	\$7,870	\$474	\$474	6.02%
200	ACE PROPERTY AND CASUALTY INSURANCE COMPAN	0.01%	\$7,608	\$9,290	\$84	-\$21,036	-226.44%
201	GREAT AMERICAN ALLIANCE INSURANCE COMPANY	0.01%	\$7,255	\$17,104	\$15,749	\$15,180	88.75%
202	AMERICAN STANDARD INSURANCE COMPANY OF WISC	0.01%	\$6,896	\$8,358	\$0	\$0	0.00%
203	XL SPECIALTY INSURANCE COMPANY	0.01%	\$6,663	\$15,826	-\$1,056	-\$3,043	-19.23%
204	AMERICAN HOME ASSURANCE COMPANY	0.01%	\$6,419	\$6,617	-\$3,693	-\$8,295	-125.36%
205	ACE FIRE UNDERWRITERS INSURANCE COMPANY	0.01%	\$6,118	\$10,633	\$2,317	-\$3,740	-35.17%
206	FCCI INSURANCE COMPANY	0.01%	\$6,003	\$3,431	\$0	\$19	0.55%
207	PREFERRED PROFESSIONAL INSURANCE COMPANY	0.01%	\$5,929	\$6,012	\$1,402	\$1,050	17.47%
208	AMERICAN SERVICE INSURANCE COMPANY	0.01%	\$5,649	\$6,208	\$6,613	\$21,429	345.18%
209	NATIONAL FARMERS UNION PROPERTY & CASUALTY (0.01%	\$5,077	\$5,307	\$23,241	\$21,178	399.06%
210	COUNTRY MUTUAL INSURANCE COMPANY	0.01%	\$4,984	\$5,797	\$8,558	\$15,554	268.31%
211	CENTURY-NATIONAL INSURANCE COMPANY	0.01%	\$4,793	\$3,206	\$0	-\$136	-4.24%
212	1ST AUTO & CASUALTY INSURANCE COMPANY	0.01%	\$4,790	\$3,755	\$40,837	\$42,487	1131.48%
213	FARMLAND MUTUAL INSURANCE COMPANY	0.01%	\$4,433	\$3,102	\$0	\$0	0.00%
214	NORTHERN INSURANCE COMPANY OF NEW YORK	0.01%	\$4,320	\$3,921	\$4,509	\$4,524	115.38%
215	DIAMOND STATE INSURANCE COMPANY	0.01%	\$3,808	\$499	\$0	\$0	0.00%
216	MID-CONTINENT ASSURANCE COMPANY	0.00%	\$3,342	\$3,621	\$0	\$0	0.00%
217	STONINGTON INSURANCE COMPANY	0.00%	\$2,691	\$42,507	\$35,277	\$15,948	37.52%
218	GREAT AMERICAN INSURANCE COMPANY OF NEW YO	0.00%	\$2,680	\$863	\$0	\$21	2.43%
219	MARKEL INSURANCE COMPANY	0.00%	\$2,645	\$4,057	\$0	\$2,014	49.64%
220	STARNET INSURANCE COMPANY	0.00%	\$2,531	\$2,026	\$23,650	\$23,644	1167.03%
221	AGRI GENERAL INSURANCE COMPANY	0.00%	\$2,242	\$663	\$0	\$0	0.00%
222	INTEGON NATIONAL INSURANCE COMPANY	0.00%	\$2,057	\$4,134	\$0	\$0	0.00%
223	ULLICO CASUALTY COMPANY	0.00%	\$1,752	\$1,333	\$0	\$428	32.11%
224	ROCKFORD MUTUAL INSURANCE COMPANY	0.00%	\$1,413	\$1,264	\$0	\$2,500	197.78%
225	EVEREST NATIONAL INSURANCE COMPANY	0.00%	\$1,045	\$1,045	-\$4,770	-\$4,735	-453.11%
226	FIRST LIBERTY INSURANCE CORP THE	0.00%	\$894	\$1,061	\$2,380	\$2,380	224.32%
227	PROTECTIVE INSURANCE COMPANY	0.00%	\$810	\$810	\$0	\$0	0.00%
228	COMPANION PROPERTY AND CASUALTY INSURANCE (0.00%	\$704	\$205	\$0	\$18	8.78%
229	MERIDIAN CITIZENS MUTUAL INSURANCE COMPANY	0.00%	\$595	\$319	\$0	\$7	2.19%
230	ASSOCIATED INDEMNITY CORPORATION	0.00%	\$487	\$207	\$0	-\$66	-31.88%
231	PACIFIC INDEMNITY COMPANY	0.00%	\$273	\$268	\$0	\$15	5.60%
232	NATIONAL CASUALTY COMPANY	0.00%	\$266	\$145	\$0	-\$1,290	-889.66%
233	TRIANGLE INSURANCE COMPANY INC	0.00%	\$110	\$55	\$0	\$0	0.00%
234	GEICO GENERAL INS CO	0.00%	\$93	-\$41	\$840	\$840	-2048.78%
235	GOVERNMENT EMPLOYEES INSURANCE CO	0.00%	\$29	\$36	\$0	-\$275	-763.89%
236	SOUTHERN INSURANCE COMPANY	0.00%	\$24	\$1,300	\$0	\$61	4.69%
237	AGCS MARINE INSURANCE COMPANY	0.00%	\$0	\$0	\$0	\$742	N/A
238	ALEA NORTH AMERICA INSURANCE COMPANY	0.00%	\$0	\$0	\$0	-\$3,333	N/A
239	AMERICAN HARDWARE MUTUAL INSURANCE COMPAN	0.00%	\$0	\$0	\$0	-\$1	N/A

**2009 PROPERTY/CASUALTY INSURANCE
TOTALS BY LINE OF BUSINESS - COMMERCIAL AUTO LIABILITY (Collision)**

OBS	COMPANY NAME	MARKET SHARE	DIRECT PREMIUMS WRITTEN	DIRECT PREMIUMS EARNED	DIRECT LOSSES PAID	DIRECT LOSSES INCURRED	LOSS RATIO
240	AMERICAN MANUFACTURERS MUTUAL INSURANCE CC	0.00%	\$0	\$0	\$0	\$1,108	N/A
241	ARROWOOD INDEMNITY COMPANY	0.00%	\$0	\$0	\$0	-\$1,260	N/A
242	ATHENA ASSURANCE COMPANY	0.00%	\$0	\$0	\$0	\$4	N/A
243	ATLANTIC SPECIALTY INSURANCE COMPANY	0.00%	\$0	\$0	-\$1,600	-\$1,249	N/A
244	BANKERS STANDARD INSURANCE COMPANY	0.00%	\$0	\$0	\$0	-\$842	N/A
245	CAMDEN FIRE INSURANCE ASSOCIATION THE	0.00%	\$0	\$0	-\$967	-\$967	N/A
246	CLARENDON NATIONAL INSURANCE COMPANY	0.00%	\$0	\$0	-\$328	\$352	N/A
247	DISCOVER PROPERTY AND CASUALTY INSURANCE C	0.00%	\$0	\$0	\$0	\$271	N/A
248	FIDELITY & GUARANTY INSURANCE UNDERWRITERS	0.00%	\$0	\$0	\$0	\$1	N/A
249	FIDELITY AND GUARANTY INSURANCE COMPANY	0.00%	\$0	\$0	\$0	\$2	N/A
250	HUDSON INSURANCE COMPANY	0.00%	\$0	\$0	-\$6,200	-\$6,035	N/A
251	INSURANCE COMPANY OF NORTH AMERICA	0.00%	\$0	\$24	\$0	\$2,899	12079.17%
252	LUMBERMENS MUTUAL CASUALTY COMPANY	0.00%	\$0	\$0	\$0	-\$504	N/A
253	LUMBERMENS UNDERWRITING ALLIANCE	0.00%	\$0	\$0	\$0	\$0	N/A
254	MIC PROPERTY AND CASUALTY INSURANCE CORPOR	0.00%	\$0	\$0	-\$297	-\$297	N/A
255	MILLERS FIRST INSURANCE COMANY	0.00%	\$0	\$0	\$0	\$0	N/A
256	NATIONWIDE MUTUAL FIRE INSURANCE COMPANY	0.00%	\$0	\$0	\$0	\$1	N/A
257	NATIONWIDE PROPERTY & CASUALTY INSURANCE CO	0.00%	\$0	\$0	\$0	\$3	N/A
258	ONEBEACON INSURANCE COMPANY	0.00%	\$0	\$0	-\$338	-\$162	N/A
259	PACIFIC EMPLOYERS INSURANCE COMPANY	0.00%	\$0	\$0	\$0	-\$1,685	N/A
260	PROGRESSIVE CASUALTY INSURANCE COMPANY	0.00%	\$0	\$91	-\$7,950	\$3,208	3525.27%
261	PROGRESSIVE CLASSIC INSURANCE COMPANY	0.00%	\$0	\$0	\$0	\$88	N/A
262	PROGRESSIVE NORTHWESTERN INSURANCE COMPAN	0.00%	\$0	\$0	-\$253	\$1,109	N/A
263	SCOTTSDALE INDEMNITY COMPANY	0.00%	\$0	\$0	\$0	-\$37	N/A
264	ST PAUL GUARDIAN INSURANCE COMPANY	0.00%	\$0	\$0	\$8,456	\$8,459	N/A
265	ST PAUL MERCURY INSURANCE COMPANY	0.00%	\$0	\$0	\$12,529	\$14,070	N/A
266	ST PAUL PROTECTIVE INSURANCE COMPANY	0.00%	\$0	\$0	\$7,150	\$7,815	N/A
267	STANDARD FIRE INSURANCE COMPANY	0.00%	\$0	\$0	\$0	\$35	N/A
268	TIG INSURANCE COMPANY	0.00%	\$0	\$0	\$254	\$159	N/A
269	TRAVELERS CASUALTY AND SURETY COMPANY	0.00%	\$0	\$0	\$3	\$49	N/A
270	TRAVELERS CASUALTY AND SURETY COMPANY OF AM	0.00%	\$0	\$0	\$0	\$43	N/A
271	TRAVELERS COMMERCIAL INSURANCE COMPANY	0.00%	\$0	\$0	\$0	\$5	N/A
272	UNITED STATES FIDELITY & GUARANTY COMPANY	0.00%	\$0	\$0	\$12,752	-\$840	N/A
273	VIGILANT INSURANCE COMPANY	0.00%	\$0	\$27	\$0	-\$28	-103.70%
274	XL INSURANCE AMERICA INC	0.00%	\$0	\$208	\$0	\$34	16.35%
275	FIDELITY AND DEPOSIT COMPANY MARYLAND	0.00%	-\$24	\$911	\$0	-\$244	-26.78%
276	UTICA MUTUAL INSURANCE COMPANY	0.00%	-\$78	-\$4,964	-\$4,350	-\$4,502	90.69%
277	INFINITY STANDARD INSURANCE COMPANY	0.00%	-\$285	\$3,791	\$4,962	\$2,953	77.90%
278	COLONIAL AMERICAN CASUALTY AND SURETY C	0.00%	-\$703	\$2,063	\$3,741	\$3,668	177.80%
279	HARTFORD INSURANCE COMPANY OF MIDWEST THE	0.00%	-\$1,994	-\$593	\$1,610	\$1,610	-271.50%
280	AMERICAN GENERAL INDEMNITY COMPANY	-0.03%	-\$22,154	-\$22,154	\$0	\$0	0.00%
TOTAL		100.00%	\$69,154,118	\$71,801,637	\$38,620,769	\$37,867,947	52.74%

**MISSOURI COMMERCIAL AUTO INSURANCE
(Auto Collision)**

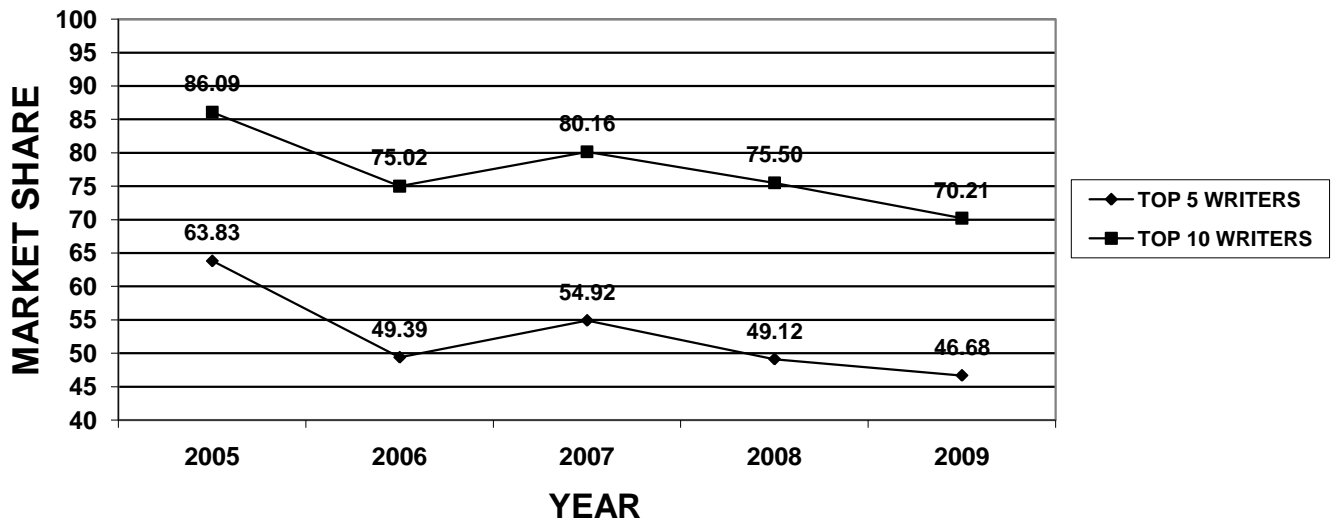


**2009 PROPERTY/CASUALTY INSURANCE
TOTALS BY LINE OF BUSINESS - AIRCRAFT**

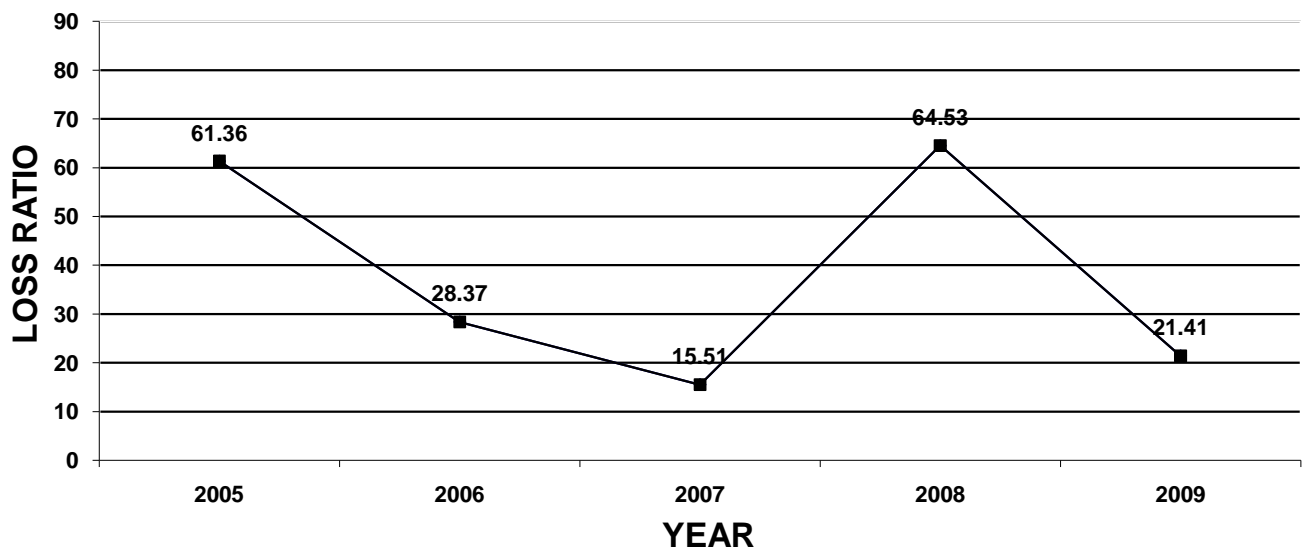
OBS	COMPANY NAME	MARKET SHARE	DIRECT PREMIUMS WRITTEN	DIRECT PREMIUMS EARNED	DIRECT LOSSES PAID	DIRECT LOSSES INCURRED	LOSS RATIO
1	NATIONAL UNION FIRE INSURANCE COMPANY OF PIT	13.58%	\$3,807,530	\$4,182,042	\$2,952,082	\$2,797,819	66.90%
2	ALLIANZ GLOBAL RISKS US INSURANCE COMPANY	13.32%	\$3,734,473	\$3,548,282	\$831,170	\$1,494,240	42.11%
3	STARNET INSURANCE COMPANY	7.01%	\$1,964,914	\$1,656,528	\$331,400	\$47,868	2.89%
4	LIBERTY MUTUAL INSURANCE COMPANY	6.38%	\$1,789,849	\$1,810,794	\$290,368	\$123,950	6.85%
5	ACE AMERICAN INSURANCE COMPANY	6.38%	\$1,789,847	\$1,789,847	\$0	\$2,179	0.12%
6	OLD REPUBLIC INSURANCE COMPANY	5.39%	\$1,511,847	\$1,680,577	\$261,653	-\$1,328,229	-79.03%
7	AMERICAN ALTERNATIVE INSURANCE CORPORATIOI	5.39%	\$1,510,592	\$1,550,303	\$629,861	\$846,027	54.57%
8	FEDERAL INSURANCE COMPANY	4.68%	\$1,312,351	\$1,184,469	\$277,547	\$200,632	16.94%
9	XL SPECIALTY INSURANCE COMPANY	4.21%	\$1,181,561	\$1,744,737	\$283,125	-\$555,973	-31.87%
10	ACE PROPERTY AND CASUALTY INSURANCE COMPA	3.86%	\$1,082,016	\$1,065,713	\$38,904	\$326,535	30.64%
11	STARR INDEMNITY & LIABILITY COMPANY	3.41%	\$957,117	\$76,493	\$0	\$12,496	16.34%
12	NATIONAL LIABILITY & FIRE INSURANCE COMPANY	3.19%	\$895,191	\$905,667	\$145,220	\$54,357	6.00%
13	GENERAL REINSURANCE CORPORATION	3.19%	\$895,188	\$905,664	\$145,219	\$41,164	4.55%
14	U S SPECIALTY INSURANCE COMPANY	2.66%	\$746,363	\$889,010	\$1,034,513	-\$54,350	-6.11%
15	NATIONAL INDEMNITY COMPANY	2.46%	\$688,728	\$1,230,636	\$2,048,350	\$1,717,770	139.58%
16	HALLMARK INSURANCE COMPANY	2.07%	\$581,579	\$508,706	\$766,144	\$234,566	46.11%
17	AVEMCO INSURANCE COMPANY	2.02%	\$565,385	\$590,302	\$508,496	\$801,293	135.74%
18	CATLIN INSURANCE COMPANY INC	1.91%	\$534,581	\$231,336	\$0	\$50,047	21.63%
19	ARCH INSURANCE COMPANY	1.63%	\$456,440	\$428,298	\$25,437	\$129,755	30.30%
20	TOKIO MARINE & NICHIDO FIRE INSURANCE CO LTD	1.26%	\$354,162	\$467,900	\$643,075	\$548,062	117.13%
21	mitsui sumitomo insurance company of ameri	1.25%	\$350,796	\$379,789	\$104,584	\$262,102	69.01%
22	ST PAUL FIRE & MARINE INSURANCE COMPANY	1.04%	\$290,873	\$182,666	\$0	\$43,429	23.78%
23	WESTCHESTER FIRE INSURANCE COMPANY	0.92%	\$258,312	\$266,110	\$0	-\$6,775	-2.55%
24	AMERICAN COMMERCE INSURANCE COMPANY	0.92%	\$257,429	\$38,924	\$3,596	\$14,802	38.03%
25	NORTH AMERICAN SPECIALTY INSURANCE COMPAN	0.81%	\$227,210	\$256,405	\$37,624	-\$47,038	-18.35%
26	AXA INSURANCE COMPANY	0.61%	\$172,271	\$181,118	\$157,306	\$162,653	89.80%
27	OLD UNITED CASUALTY COMPANY	0.40%	\$113,229	\$96,424	\$0	-\$1,577	-1.64%
28	ILLINOIS NATIONAL INSURANCE COMPANY	0.02%	\$6,043	\$6,043	-\$3,004	\$6,723	111.25%
29	ALLIED WORLD REINSURANCE COMPANY	0.00%	\$0	\$0	\$287,854	\$23,401	N/A
30	AMERICAN EMPIRE INSURANCE COMPANY	0.00%	\$0	\$0	\$0	-\$10	N/A
31	AMERICAN HOME ASSURANCE COMPANY	0.00%	\$0	\$0	\$7,814	\$50,622	N/A
32	AMERICAN MOTORISTS INSURANCE COMPANY	0.00%	\$0	\$0	\$87	-\$682	N/A
33	AMERICAN NATIONAL PROPERTY & CASUALTY COMI	0.00%	\$0	\$0	\$0	-\$13,193	N/A
34	ARROWOOD INDEMNITY COMPANY	0.00%	\$0	\$0	\$111	-\$1,453	N/A
35	CINCINNATI INSURANCE COMPANY THE	0.00%	\$0	\$0	\$0	\$0	N/A
36	CLARENDON NATIONAL INSURANCE COMPANY	0.00%	\$0	\$0	\$0	-\$45,451	N/A
37	CONTINENTAL CASUALTY COMPANY	0.00%	\$0	\$0	\$88	-\$578	N/A
38	CONTINENTAL INSURANCE COMPANY THE	0.00%	\$0	\$0	-\$174	-\$37,533	N/A
39	FIREMANS FUND INSURANCE COMPANY	0.00%	\$0	\$0	\$0	-\$1,705,869	N/A
40	GREENWICH INSURANCE COMPANY	0.00%	\$0	\$0	\$108	-\$26	N/A
41	HANOVER INSURANCE COMPANY THE	0.00%	\$0	\$0	\$58	-\$2	N/A
42	HARTFORD FIRE INSURANCE COMPANY	0.00%	\$0	\$0	\$0	-\$11,664	N/A
43	INDEMNITY INSURANCE COMPANY OF NORTH AMERI	0.00%	\$0	\$0	\$0	\$50,004	N/A
44	INSURANCE COMPANY OF NORTH AMERICA	0.00%	\$0	\$0	\$0	\$1,558	N/A
45	INSURANCE COMPANY OF THE STATE OF PENNSYLV	0.00%	\$0	\$0	\$0	-\$180	N/A
46	LUMBERMENS MUTUAL CASUALTY COMPANY	0.00%	\$0	\$0	\$72	-\$48	N/A
47	NAVIGATORS INSURANCE COMPANY	0.00%	\$0	\$0	-\$1,726	-\$2,572	N/A
48	NEW YORK MARINE & GENERAL INSURANCE COMPA	0.00%	\$0	\$0	-\$7,584	-\$26,986	N/A
49	SENTRY SELECT INSURANCE COMPANY	0.00%	\$0	\$0	\$0	-\$4,559	N/A
50	TIG INSURANCE COMPANY	0.00%	\$0	\$0	\$1,644	\$9,222	N/A
51	TRAVELERS INDEMNITY COMPANY	0.00%	\$0	\$0	\$0	-\$290,920	N/A
52	TRAVELERS INDEMNITY COMPANY OF CONNECTICU'	0.00%	\$0	\$0	\$0	\$7	N/A
53	UNITED STATES FIDELITY & GUARANTY COMPANY	0.00%	\$0	\$0	\$0	\$8,955	N/A
54	WHITE MOUNTAINS REINSURANCE COMPANY OF AMI	0.00%	\$0	\$0	\$871	\$42,937	N/A
55	ZURICH AMERICAN INSURANCE COMPANY	0.00%	\$0	\$0	\$50,000	-\$7,076	N/A
TOTAL		100.00%	\$28,035,877	\$27,854,783	\$11,851,893	\$5,962,431	21.41%

MISSOURI AIRCRAFT INSURANCE

MARKET SHARE OF TOP 5 AND TOP 10 WRITERS



5 YEAR LOSS RATIO



**2009 PROPERTY/CASUALTY INSURANCE
TOTALS BY LINE OF BUSINESS - FIDELITY**

OBS	COMPANY NAME	MARKET SHARE	DIRECT PREMIUMS WRITTEN	DIRECT PREMIUMS EARNED	DIRECT LOSSES PAID	DIRECT LOSSES INCURRED	LOSS RATIO
1	FEDERAL INSURANCE COMPANY	26.77%	\$5,358,340	\$5,771,741	\$5,341,733	\$3,071,096	53.21%
2	TRAVELERS CASUALTY AND SURETY COMPANY OF AN	13.56%	\$2,715,426	\$2,669,116	\$533,494	\$211,538	7.93%
3	FIDELITY AND DEPOSIT COMPANY MARYLAND	5.51%	\$1,103,207	\$1,077,286	\$84,529	\$3,368	0.31%
4	CUMIS INSURANCE SOCIETY INC	5.31%	\$1,062,715	\$1,114,034	\$107,814	\$204,298	18.34%
5	NATIONAL UNION FIRE INSURANCE COMPANY OF PITT	5.20%	\$1,041,918	\$1,027,005	\$125,092	-\$28,002	-2.73%
6	HARTFORD FIRE INSURANCE COMPANY	4.56%	\$913,285	\$1,028,238	\$142,252	\$146,889	14.29%
7	KANSAS BANKERS SURETY COMPANY THE	4.35%	\$870,131	\$924,256	\$294,437	\$1,113,267	120.45%
8	ST PAUL FIRE & MARINE INSURANCE COMPANY	3.96%	\$792,678	\$799,576	\$200,787	\$340,874	42.63%
9	ST PAUL MERCURY INSURANCE COMPANY	3.77%	\$754,630	\$801,386	-\$3,175	\$740,469	92.40%
10	WESTERN SURETY COMPANY	3.75%	\$751,051	\$717,691	\$24,183	-\$38,860	-5.41%
11	GREAT AMERICAN INSURANCE COMPANY	2.81%	\$562,373	\$491,539	\$0	-\$31,765	-6.46%
12	TWIN CITY FIRE INSURANCE COMPANY	2.08%	\$416,807	\$407,123	\$6,947	\$72,063	17.70%
13	UNIVERSAL UNDERWRITERS INS CO	1.47%	\$294,484	\$299,336	\$484,371	\$506,092	169.07%
14	CONTINENTAL INSURANCE COMPANY THE	1.45%	\$291,104	\$179,047	-\$1,538	\$20,353	11.37%
15	ZURICH AMERICAN INSURANCE COMPANY	1.34%	\$268,296	\$366,492	\$136	\$18,160	4.96%
16	PROGRESSIVE CASUALTY INSURANCE COMPANY	1.08%	\$215,923	\$178,921	\$0	\$22,567	12.61%
17	OHIO CASUALTY INSURANCE COMPANY	0.85%	\$170,244	\$172,605	\$0	\$17,307	10.03%
18	OLD REPUBLIC SURETY COMPANY	0.83%	\$165,721	\$162,153	\$422,862	\$424,863	262.01%
19	BANCINSURE INC	0.76%	\$151,172	\$135,839	\$25,620	\$4,972	3.66%
20	RLI INSURANCE COMPANY	0.72%	\$143,613	\$129,588	\$0	\$49,230	37.99%
21	CONTINENTAL CASUALTY COMPANY	0.65%	\$130,757	\$120,816	-\$1,954	-\$80,395	-66.54%
22	CINCINNATI INSURANCE COMPANY THE	0.65%	\$130,565	\$139,237	\$175,594	\$180,018	129.29%
23	FEDERATED SERVICE INSURANCE COMPANY	0.54%	\$108,333	\$110,911	\$0	\$5,366	4.84%
24	AXIS INSURANCE COMPANY	0.52%	\$103,474	\$101,879	\$0	\$82,485	80.96%
25	COLONIAL AMERICAN CASUALTY AND SURETY C	0.47%	\$94,033	\$140,023	\$0	\$35,876	25.62%
26	PHILADELPHIA INDEMNITY INSURANCE COMPANY	0.46%	\$92,965	\$72,834	\$0	\$0	0.00%
27	EXECUTIVE RISK INDEMNITY INC	0.46%	\$91,748	\$65,283	-\$387	\$11,486	17.59%
28	ACE AMERICAN INSURANCE COMPANY	0.43%	\$85,299	\$67,837	\$0	\$28,418	41.89%
29	STATE FARM FIRE AND CASUALTY COMPANY	0.39%	\$78,911	\$77,875	\$0	-\$28,778	-36.95%
30	FEDERATED MUTUAL INSURANCE COMPANY	0.38%	\$76,670	\$84,107	-\$800	\$841	1.00%
31	WESTCHESTER FIRE INSURANCE COMPANY	0.35%	\$69,173	\$29,830	\$0	\$9,458	31.71%
32	UNIVERSAL UNDERWRITERS OF TEXAS INSURANCE CI	0.29%	\$58,352	\$38,653	\$0	\$21,202	54.85%
33	UNITED STATES FIRE INSURANCE COMPANY	0.29%	\$57,453	\$120,421	\$0	\$94,105	78.15%
34	EMPLOYERS MUTUAL CASUALTY COMPANY	0.26%	\$52,576	\$53,654	\$179,172	\$179,538	334.62%
35	NATIONWIDE MUTUAL INSURANCE COMPANY	0.26%	\$52,064	\$57,187	\$9,497	\$8,079	14.13%
36	ST PAUL GUARDIAN INSURANCE COMPANY	0.23%	\$46,715	\$100,847	\$0	\$21,573	21.39%
37	SENTRY SELECT INSURANCE COMPANY	0.19%	\$37,821	\$40,767	\$266,146	\$266,146	652.85%
38	LIBERTY MUTUAL FIRE INSURANCE COMPANY	0.16%	\$32,943	\$41,257	\$300,000	-\$7,186	-17.42%
39	AUTO OWNERS INSURANCE COMPANY	0.15%	\$30,491	\$31,983	\$4,867	-\$1,512	-4.73%
40	AMERICAN STATES INSURANCE COMPANY	0.15%	\$29,782	\$33,070	\$0	\$54,108	163.62%
41	STATE AUTO PROPERTY & CASUALTY INSURANCE CO	0.15%	\$29,719	\$35,228	-\$13,610	-\$21,397	-60.74%
42	COLONIAL SURETY COMPANY	0.15%	\$29,473	\$27,126	\$0	\$1,205	4.44%
43	REGENT INSURANCE COMPANY	0.13%	\$25,933	\$26,663	\$91,917	\$91,918	344.74%
44	CAPITOL INDEMNITY CORPORATION	0.13%	\$25,803	\$26,700	\$0	-\$12,064	-45.18%
45	FEDERATED RURAL ELECTRIC INSURANCE EXCHANGI	0.13%	\$25,330	\$25,330	\$0	\$8,864	34.99%
46	AMERICAN ZURICH INSURANCE COMPANY	0.12%	\$23,559	\$27,128	\$0	\$3,976	14.66%
47	LIBERTY MUTUAL INSURANCE COMPANY	0.11%	\$22,628	\$23,517	-\$5,050	\$7,009	29.80%
48	GREAT NORTHERN INSURANCE COMPANY	0.11%	\$21,889	\$19,883	\$0	\$13	0.07%
49	U S SPECIALTY INSURANCE COMPANY	0.10%	\$20,781	\$17,605	\$0	\$156	0.89%
50	AMERICAN FAMILY MUTUAL INSURANCE COMPANY	0.09%	\$18,373	\$12,816	-\$90	-\$90	-0.70%
51	AMCO INSURANCE COMPANY	0.09%	\$17,155	\$16,626	\$0	-\$475	-2.86%
52	SELECTIVE INSURANCE COMPANY OF SOUTH CAROLII	0.08%	\$16,916	\$15,723	\$0	\$25	0.16%
53	ACUITY A MUTUAL INSURANCE COMPANY	0.08%	\$16,702	\$16,855	\$0	\$23	0.14%
54	OWNERS INSURANCE COMPANY	0.08%	\$16,089	\$15,245	\$131,099	-\$142,348	-933.74%
55	FARMERS ALLIANCE MUTUAL INSURANCE COMPANY	0.08%	\$15,122	\$14,457	-\$776	-\$776	-5.37%
56	GENERAL CASUALTY COMPANY OF WISCONSIN	0.07%	\$14,498	\$14,228	\$0	\$0	0.00%
57	TRAVELERS PROPERTY CASUALTY COMPANY OF AME	0.07%	\$13,039	\$13,730	\$15,311	\$9,914	72.21%
58	SELECTIVE INSURANCE COMPANY OF AMERICA	0.05%	\$10,918	\$7,333	\$0	\$288	3.93%
59	VIGILANT INSURANCE COMPANY	0.05%	\$10,850	\$12,718	\$0	-\$615	-4.84%
60	AMERISURE MUTUAL INSURANCE COMPANY	0.05%	\$9,957	\$10,601	\$0	\$54	0.51%

**2009 PROPERTY/CASUALTY INSURANCE
TOTALS BY LINE OF BUSINESS - FIDELITY**

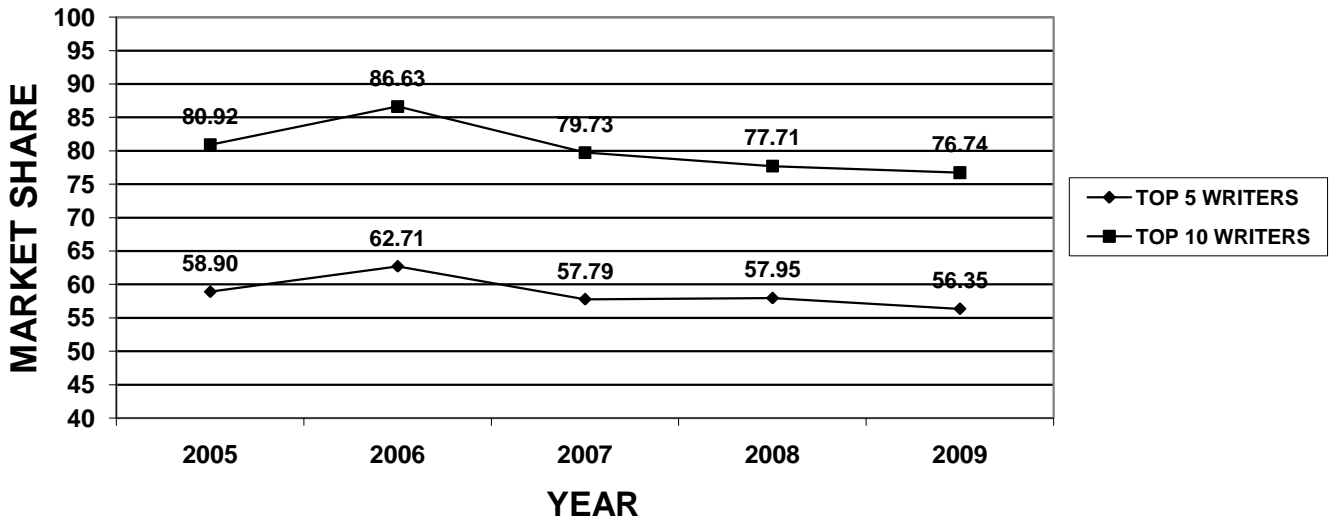
OBS	COMPANY NAME	MARKET SHARE	DIRECT PREMIUMS WRITTEN	DIRECT PREMIUMS EARNED	DIRECT LOSSES PAID	DIRECT LOSSES INCURRED	LOSS RATIO
61	SENTRY INSURANCE A MUTUAL COMPANY	0.05%	\$9,508	\$8,514	\$0	\$32	0.38%
62	UNITED FIRE AND CASUALTY COMPANY	0.05%	\$9,387	\$9,583	\$0	\$0	0.00%
63	ARCH INSURANCE COMPANY	0.05%	\$9,244	\$7,483	\$0	\$2,776	37.10%
64	PENNSYLVANIA LUMBERMENS MUTUAL INSURANCE C	0.04%	\$8,541	\$10,550	\$0	\$0	0.00%
65	BOND SAFEGUARD INSURANCE COMPANY	0.04%	\$7,865	\$12,355	\$0	\$0	0.00%
66	PHOENIX INSURANCE COMPANY THE	0.04%	\$7,686	\$5,243	-\$1,540	-\$2,219	-42.32%
67	COOPERATIVE MUTUAL INSURANCE COMPANY	0.03%	\$6,527	\$6,076	\$0	-\$187	-3.08%
68	ONEBEACON AMERICA INSURANCE COMPANY	0.03%	\$6,029	\$5,378	\$0	\$18	0.33%
69	SECURA INSURANCE A MUTUAL COMPANY	0.02%	\$4,745	\$5,405	\$0	\$0	0.00%
70	PLATTE RIVER INSURANCE COMPANY	0.02%	\$4,469	\$7,369	\$0	-\$198	-2.69%
71	TRAVELERS INDEMNITY COMPANY OF AMERICA	0.02%	\$3,985	\$4,249	\$0	\$13	0.31%
72	EMPLOYERS INSURANCE COMPANY OF WAUSAU	0.02%	\$3,873	\$3,873	\$0	-\$25,722	-664.14%
73	STATE AUTOMOBILE MUTUAL INSURANCE COMPANY	0.02%	\$3,872	\$2,905	\$0	-\$506	-17.42%
74	OLD REPUBLIC GENERAL INSURANCE CORPORATION	0.02%	\$3,618	\$3,873	\$0	\$0	0.00%
75	AMERICAN GUARANTEE & LIABILITY INSURANCE COMP	0.02%	\$3,371	\$1,974	-\$600	-\$884	-44.78%
76	RIVERPORT INSURANCE COMPANY	0.02%	\$3,202	\$3,446	\$0	\$0	0.00%
77	DISCOVER PROPERTY AND CASUALTY INSURANCE C	0.02%	\$3,146	\$3,266	\$0	\$1,657	50.73%
78	CHARTER OAK FIRE INSURANCE CO THE	0.01%	\$2,573	\$2,676	\$0	\$285	10.65%
79	ZURICH AMERICAN INSURANCE COMPANY OF ILLINOIS	0.01%	\$2,414	\$2,662	\$0	\$324	12.17%
80	GRINNELL MUTUAL REINSURANCE COMPANY	0.01%	\$2,409	\$2,517	\$0	\$0	0.00%
81	TRANSGUARD INSURANCE COMPANY OF AMERICA INC	0.01%	\$2,056	\$1,749	\$0	\$764	43.68%
82	CHURCH MUTUAL INSURANCE COMPANY	0.01%	\$1,850	\$1,850	\$0	\$0	0.00%
83	GREAT AMERICAN INSURANCE COMPANY OF NEW YOF	0.01%	\$1,711	\$2,054	\$0	-\$250	-12.17%
84	AMERICAN ALTERNATIVE INSURANCE CORPORATION	0.01%	\$1,673	\$1,792	\$0	\$918	51.23%
85	GREAT AMERICAN ASSURANCE COMPANY	0.01%	\$1,554	\$2,272	\$0	\$58	2.55%
86	GREAT AMERICAN ALLIANCE INSURANCE COMPANY	0.01%	\$1,521	\$1,756	\$0	-\$35	-1.99%
87	LEXON INSURANCE COMPANY	0.01%	\$1,475	\$1,380	\$0	\$0	0.00%
88	AMERICAN ECONOMY INSURANCE COMPANY	0.01%	\$1,389	\$1,407	-\$1,400	-\$861	-61.19%
89	COLUMBIA MUTUAL INSURANCE COMPANY	0.01%	\$1,321	\$1,501	\$0	\$0	0.00%
90	OLD REPUBLIC INSURANCE COMPANY	0.01%	\$1,178	\$1,104	\$0	\$0	0.00%
91	WEST BEND MUTUAL INSURANCE COMPANY	0.01%	\$1,178	\$333	\$0	\$6	1.80%
92	TRAVELERS INDEMNITY COMPANY OF CONNECTICUT	0.01%	\$1,022	\$1,447	\$0	\$909	62.82%
93	HANOVER INSURANCE COMPANY THE	0.01%	\$1,021	\$1,858	-\$1,462	-\$1,672	-89.99%
94	BERKLEY REGIONAL INSURANCE COMPANY	0.00%	\$918	\$362	\$0	\$126	34.81%
95	TRAVELERS CASUALTY AND SURETY COMPANY	0.00%	\$840	\$1,499	\$9,335	\$4,420	294.86%
96	TRANSPORTATION INSURANCE COMPANY	0.00%	\$817	\$176	\$0	\$0	0.00%
97	MID CENTURY INSURANCE COMPANY	0.00%	\$660	\$750	\$0	\$3	0.40%
98	WESTPORT INSURANCE CORPORATION	0.00%	\$608	\$608	\$0	-\$523	-86.02%
99	AMERICAN CASUALTY COMPANY OF READING PENNS)	0.00%	\$535	\$539	\$0	\$0	0.00%
100	EMPLOYERS FIRE INSURANCE COMPANY	0.00%	\$513	\$2,236	\$0	-\$9	-0.40%
101	ONEBEACON INSURANCE COMPANY	0.00%	\$365	\$42,181	\$20,650	\$31,820	75.44%
102	PACIFIC INDEMNITY COMPANY	0.00%	\$326	\$326	\$0	\$26	7.98%
103	TRUCK INSURANCE EXCHANGE	0.00%	\$194	\$279	\$0	\$0	0.00%
104	FARM BUREAU TOWN & COUNTRY INS CO OF MO	0.00%	\$172	\$172	\$0	\$0	0.00%
105	GENERAL INSURANCE COMPANY OF AMERICA	0.00%	\$172	\$73	\$0	\$1	1.37%
106	WESTFIELD INSURANCE COMPANY	0.00%	\$132	\$171	\$0	\$0	0.00%
107	ALLSTATE INSURANCE COMPANY	0.00%	\$100	\$100	\$0	-\$18	-18.00%
108	OAK RIVER INSURANCE COMPANY	0.00%	\$100	\$100	\$0	\$0	0.00%
109	TRAVELERS INDEMNITY COMPANY	0.00%	\$97	\$97	-\$1,080	-\$1,057,480	-1090185.57%
110	PEERLESS INSURANCE COMPANY	0.00%	\$26	\$66	\$0	\$0	0.00%
111	AFFILIATED FM INSURANCE COMPANY	0.00%	\$0	\$0	\$868	\$868	N/A
112	AMERICAN HOME ASSURANCE COMPANY	0.00%	\$0	\$0	\$0	-\$923	N/A
113	AMERICAN MANUFACTURERS MUTUAL INSURANCE CC	0.00%	\$0	\$0	\$0	-\$1	N/A
114	AMERICAN MOTORISTS INSURANCE COMPANY	0.00%	\$0	\$0	\$0	-\$417	N/A
115	AMTRUST INSURANCE COMPANY OF KANSAS INC	0.00%	\$0	\$0	\$0	-\$10	N/A
116	ARROWOOD INDEMNITY COMPANY	0.00%	\$0	\$0	\$0	-\$38,083	N/A
117	ASSURANCE COMPANY OF AMERICA	0.00%	\$0	\$0	\$0	-\$104	N/A
118	ATLANTIC SPECIALTY INSURANCE COMPANY	0.00%	\$0	\$0	\$0	\$9	N/A
119	AXIS REINSURANCE COMPANY	0.00%	\$0	\$0	\$0	-\$40,878	N/A

**2009 PROPERTY/CASUALTY INSURANCE
TOTALS BY LINE OF BUSINESS - FIDELITY**

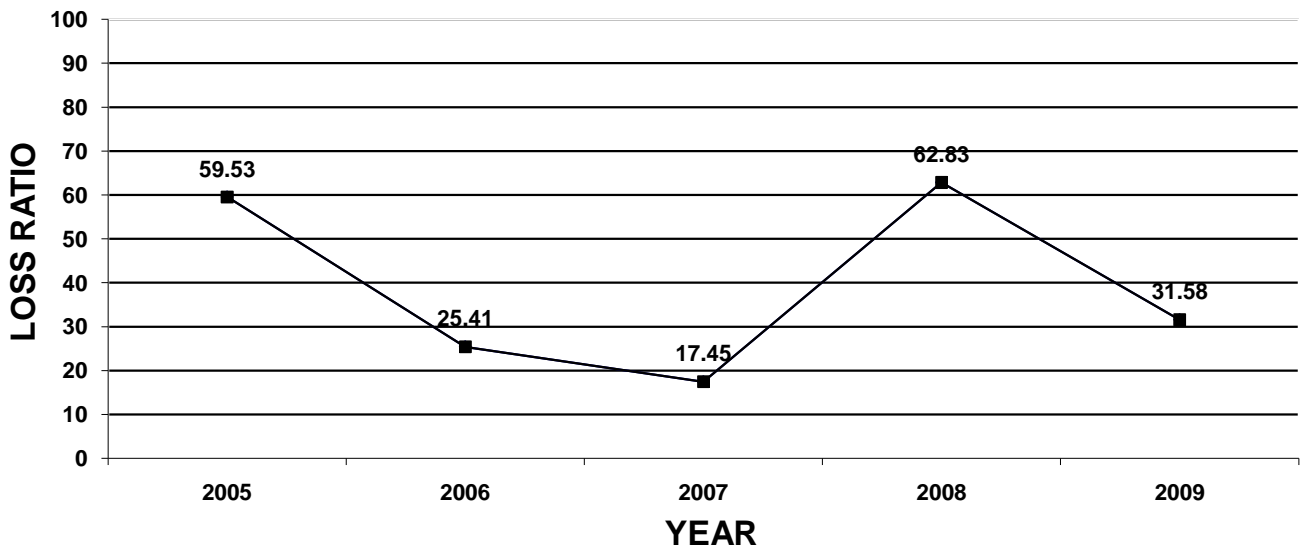
OBS	COMPANY NAME	MARKET SHARE	DIRECT PREMIUMS WRITTEN	DIRECT PREMIUMS EARNED	DIRECT LOSSES PAID	DIRECT LOSSES INCURRED	LOSS RATIO
120	CLARENDON NATIONAL INSURANCE COMPANY	0.00%	\$0	\$0	-\$1	-\$1	N/A
121	FIDELITY & GUARANTY INSURANCE UNDERWRITERS	0.00%	\$0	\$0	\$0	-\$3,640	N/A
122	FIDELITY AND GUARANTY INSURANCE COMPANY	0.00%	\$0	\$0	\$0	-\$2,032	N/A
123	FIRST NATIONAL INSURANCE COMPANY OF AMERICA	0.00%	\$0	\$0	\$0	-\$1	N/A
124	GRANITE STATE INSURANCE COMPANY	0.00%	\$0	\$0	\$0	-\$115	N/A
125	GULF UNDERWRITERS INSURANCE COMPANY	0.00%	\$0	\$0	\$0	-\$58,441	N/A
126	HARTFORD CASUALTY INSURANCE CO	0.00%	\$0	\$155	\$0	-\$54	-34.84%
127	ILLINOIS NATIONAL INSURANCE COMPANY	0.00%	\$0	\$0	\$0	-\$633	N/A
128	INDEMNITY INSURANCE COMPANY OF NORTH AMERIC.	0.00%	\$0	\$0	\$0	-\$74	N/A
129	INSURANCE COMPANY OF NORTH AMERICA	0.00%	\$0	\$0	\$0	-\$17	N/A
130	LUMBERMENS MUTUAL CASUALTY COMPANY	0.00%	\$0	\$0	\$0	-\$1,850	N/A
131	LUMBERMENS UNDERWRITING ALLIANCE	0.00%	\$0	\$0	\$0	\$0	N/A
132	MARYLAND CASUALTY COMPANY	0.00%	\$0	\$0	\$0	-\$32	N/A
133	MASSACHUSETTS BAY INSURANCE COMPANY	0.00%	\$0	\$600	\$0	-\$90	-15.00%
134	NEW HAMPSHIRE INSURANCE COMPANY	0.00%	\$0	\$0	\$0	-\$103	N/A
135	NORTH RIVER INSURANCE COMPANY THE	0.00%	\$0	\$0	\$0	-\$3,742	N/A
136	NORTHERN INSURANCE COMPANY OF NEW YORK	0.00%	\$0	\$0	\$0	-\$420	N/A
137	QBE INSURANCE CORPORATION	0.00%	\$0	\$0	\$0	-\$27	N/A
138	QUANTA INDEMNITY COMPANY	0.00%	\$0	\$0	\$0	-\$1,597	N/A
139	REDLAND INSURANCE COMPANY	0.00%	\$0	\$0	\$0	\$24	N/A
140	SELECTIVE INSURANCE COMPANY OF THE SOUTHEAS	0.00%	\$0	\$0	\$0	-\$9	N/A
141	ST PAUL PROTECTIVE INSURANCE COMPANY	0.00%	\$0	\$0	\$0	-\$306	N/A
142	STONINGTON INSURANCE COMPANY	0.00%	\$0	\$468	\$0	-\$30	-6.41%
143	TRAVELERS CASUALTY INSURANCE COMPANY OF AMI	0.00%	\$0	\$0	\$0	-\$15	N/A
144	TRINITY UNIVERSAL INSURANCE COMPANY	0.00%	\$0	\$331	\$0	-\$199	-60.12%
145	UNITED STATES FIDELITY & GUARANTY COMPANY	0.00%	\$0	\$0	-\$667	-\$9,108	N/A
146	UTICA MUTUAL INSURANCE COMPANY	0.00%	\$0	\$0	\$0	-\$79	N/A
147	SECURITY NATIONAL INSURANCE COMPANY	0.00%	-\$2	\$155	\$0	-\$6	-3.87%
148	PRAETORIAN INSURANCE COMPANY	0.00%	-\$14	\$245	-\$22	\$60	24.49%
TOTAL		100.00%	\$20,019,949	\$20,542,544	\$8,964,561	\$6,486,803	31.58%

MISSOURI FIDELITY INSURANCE

MARKET SHARE OF TOP 5 AND TOP 10 WRITERS



5 YEAR LOSS RATIO



**2009 PROPERTY/CASUALTY INSURANCE
TOTALS BY LINE OF BUSINESS - SURETY**

OBS	COMPANY NAME	MARKET SHARE	DIRECT PREMIUMS WRITTEN	DIRECT PREMIUMS EARNED	DIRECT LOSSES PAID	DIRECT LOSSES INCURRED	LOSS RATIO
1	TRAVELERS CASUALTY AND SURETY COMPANY OF AM	24.90%	\$19,360,282	\$16,631,810	\$891,146	\$1,178,253	7.08%
2	WESTERN SURETY COMPANY	9.80%	\$7,616,534	\$8,111,263	\$751,896	\$761,332	9.39%
3	SAFECO INSURANCE COMPANY OF AMERICA	8.18%	\$6,358,063	\$7,344,302	-\$251,636	\$604,461	8.23%
4	FIDELITY AND DEPOSIT COMPANY MARYLAND	7.30%	\$5,673,550	\$7,008,842	\$491,307	\$236,493	3.37%
5	LIBERTY MUTUAL INSURANCE COMPANY	4.87%	\$3,783,967	\$3,013,761	-\$1,393	\$425,368	14.11%
6	FEDERAL INSURANCE COMPANY	2.73%	\$2,124,782	\$3,474,970	\$3,600	-\$35,050	-1.01%
7	HANOVER INSURANCE COMPANY THE	2.56%	\$1,990,366	\$1,900,205	\$64,279	\$257,268	13.54%
8	EMPLOYERS MUTUAL CASUALTY COMPANY	2.38%	\$1,848,225	\$1,844,383	\$502,951	-\$1,043,257	-56.56%
9	CINCINNATI INSURANCE COMPANY THE	2.24%	\$1,739,445	\$1,578,624	\$86,270	\$97,321	6.16%
10	UNITED FIRE AND CASUALTY COMPANY	1.95%	\$1,517,579	\$1,922,018	\$89,316	\$181,240	9.43%
11	GRANITE RE INC	1.70%	\$1,321,400	\$1,306,122	\$182,812	\$82,236	6.30%
12	HARTFORD FIRE INSURANCE COMPANY	1.63%	\$1,267,214	\$1,450,260	\$365,604	\$941,641	64.93%
13	FIRST NATIONAL INSURANCE COMPANY OF AMERICA	1.57%	\$1,224,031	\$1,442,359	\$201,640	\$141,848	9.83%
14	RLI INSURANCE COMPANY	1.52%	\$1,179,556	\$1,127,255	-\$149,671	-\$51,382	-4.56%
15	MERCHANTS BONDING COMPANY (MUTUAL)	1.38%	\$1,070,740	\$1,113,987	\$218,588	\$79,247	7.11%
16	OHIO CASUALTY INSURANCE COMPANY	1.37%	\$1,062,295	\$1,176,964	\$702,437	\$965,305	82.02%
17	INTERNATIONAL FIDELITY INSURANCE COMPANY	1.19%	\$924,410	\$881,908	\$36,810	\$30,327	3.44%
18	WESTCHESTER FIRE INSURANCE COMPANY	1.13%	\$879,825	\$1,021,837	\$0	\$37,892	3.71%
19	OLD REPUBLIC SURETY COMPANY	1.11%	\$862,703	\$908,875	\$321,683	\$349,821	38.49%
20	NORTH AMERICAN SPECIALTY INSURANCE COMPANY	1.10%	\$858,537	\$963,132	\$175,451	-\$1,103,307	-114.55%
21	OHIO INDEMNITY COMPANY	1.00%	\$778,703	\$844,738	\$0	\$6,462	0.76%
22	BERKSHIRE HATHAWAY ASSURANCE CORPORATION	0.98%	\$765,240	\$0	\$0	\$0	N/A
23	EVERGREEN NATIONAL INDEMNITY COMPANY	0.91%	\$704,331	\$804,162	\$3,027	-\$11,945	-1.49%
24	AMERICAN CONTRACTORS INDEMNITY COMPANY	0.86%	\$666,743	\$438,495	-\$134,507	\$138,052	31.48%
25	CONTRACTORS BONDING & INSURANCE COMPANY	0.83%	\$648,653	\$587,782	\$0	\$77,460	13.18%
26	GREAT AMERICAN INSURANCE COMPANY	0.83%	\$644,371	\$707,915	\$220,850	\$275,431	38.91%
27	BAR PLAN SURETY AND FIDELITY COMPANY, THE	0.82%	\$639,949	\$628,858	\$256,259	\$186,237	29.62%
28	LEXON INSURANCE COMPANY	0.82%	\$638,909	\$493,088	\$0	\$44,730	9.07%
29	PLATTE RIVER INSURANCE COMPANY	0.68%	\$530,327	\$503,295	\$170,681	\$155,610	30.92%
30	BERKLEY REGIONAL INSURANCE COMPANY	0.66%	\$516,294	\$438,071	\$0	\$0	0.00%
31	SAFETY NATIONAL CASUALTY CORPORATION	0.65%	\$504,540	\$525,832	\$0	\$18,459	3.51%
32	WASHINGTON INTERNATIONAL INSURANCE COMPANY	0.63%	\$486,325	\$535,936	\$97,137	\$491,672	91.74%
33	NATIONWIDE MUTUAL INSURANCE COMPANY	0.56%	\$436,225	\$466,851	\$4,886	\$42,765	9.16%
34	CONTINENTAL CASUALTY COMPANY	0.56%	\$435,266	\$792,121	-\$47,645	\$35,095	4.43%
35	DEVELOPERS SURETY AND INDEMNITY COMPANY	0.47%	\$366,571	\$404,719	\$1,836	-\$296,934	-73.37%
36	AUTO OWNERS INSURANCE COMPANY	0.40%	\$312,419	\$315,381	\$252,160	\$479,634	152.08%
37	MID-CONTINENT CASUALTY COMPANY	0.39%	\$302,852	\$292,690	\$184,291	\$115,071	39.31%
38	BOND SAFEGUARD INSURANCE COMPANY	0.36%	\$277,054	\$275,129	-\$50,929	\$25,000	9.09%
39	ALLEGHENY CASUALTY COMPANY	0.34%	\$265,314	\$345,760	\$0	\$8,039	2.33%
40	MIDWEST EMPLOYERS CASUALTY COMPANY	0.34%	\$263,148	\$244,690	\$0	\$76,038	31.08%
41	AMERICAN STATES INSURANCE COMPANY	0.32%	\$249,208	\$250,716	\$42,082	\$62,798	25.05%
42	BANKERS INSURANCE COMPANY	0.32%	\$246,949	\$244,561	\$141,388	\$141,388	57.81%
43	AMCO INSURANCE COMPANY	0.31%	\$244,098	\$262,234	-\$60,379	-\$76,186	-29.05%
44	INSURANCE COMPANY OF THE STATE OF PENNSYLVANIA	0.30%	\$232,983	\$468,402	\$0	\$28,597	6.11%
45	STATE FARM FIRE AND CASUALTY COMPANY	0.29%	\$224,676	\$213,229	\$24,543	\$132,519	62.15%
46	INSURANCE COMPANY OF THE WEST	0.26%	\$204,772	\$292,594	\$0	\$200,867	68.65%
47	SURETEC INSURANCE COMPANY	0.26%	\$202,178	\$64,745	\$0	\$16,186	25.00%
48	GUARANTEE COMPANY OF NORTH AMERICA USA THE	0.26%	\$198,616	\$289,220	\$0	\$181	0.06%
49	COMPANION PROPERTY AND CASUALTY INSURANCE (0.25%	\$191,364	\$194,242	\$0	-\$53	-0.03%
50	ARCH INSURANCE COMPANY	0.21%	\$162,213	\$166,941	\$0	\$7,992	4.79%
51	FEDERATED MUTUAL INSURANCE COMPANY	0.20%	\$153,822	\$157,683	\$65,195	\$31,590	20.03%
52	VIGILANT INSURANCE COMPANY	0.18%	\$141,157	\$247,253	\$0	\$2,038	0.82%
53	UNIVERSAL SURETY COMPANY	0.18%	\$139,112	\$241,207	\$672,972	-\$277,601	-115.09%
54	FIRST SEALORD SURETY INC	0.15%	\$120,448	\$130,452	\$0	-\$2,122	-1.63%
55	ARGONAUT INSURANCE COMPANY	0.15%	\$116,584	\$44,068	\$0	\$8,707	19.76%
56	HARTFORD CASUALTY INSURANCE CO	0.14%	\$111,451	\$139,530	\$0	-\$65,751	-47.12%
57	UNIVERSAL SURETY OF AMERICA	0.14%	\$107,758	\$109,575	\$30,932	\$23,521	21.47%
58	HARTFORD ACCIDENT & INDEMNITY CO	0.14%	\$106,765	\$36,520	-\$468	\$6,680	18.29%
59	CAPITOL INDEMNITY CORPORATION	0.13%	\$100,155	\$113,077	\$18,355	-\$16,926	-14.97%
60	ROCHE SURETY AND CASUALTY COMPANY INC	0.13%	\$98,358	\$98,358	\$0	\$0	0.00%

**2009 PROPERTY/CASUALTY INSURANCE
TOTALS BY LINE OF BUSINESS - SURETY**

OBS	COMPANY NAME	MARKET SHARE	DIRECT PREMIUMS WRITTEN	DIRECT PREMIUMS EARNED	DIRECT LOSSES PAID	DIRECT LOSSES INCURRED	LOSS RATIO
61	COLUMBIA MUTUAL INSURANCE COMPANY	0.12%	\$96,201	\$96,432	\$0	\$0	0.00%
62	FARMERS ALLIANCE MUTUAL INSURANCE COMPANY	0.12%	\$92,350	\$71,615	\$31,870	\$1,870	2.61%
63	UNION INSURANCE COMPANY	0.11%	\$85,476	\$113,088	\$15,000	\$56,000	49.52%
64	AMERICAN SAFETY CASUALTY INSURANCE COMPANY	0.10%	\$81,489	\$51,077	\$0	\$0	0.00%
65	TRAVELERS CASUALTY AND SURETY COMPANY	0.08%	\$64,590	\$64,734	-\$29	\$8,352	12.90%
66	OHIO FARMERS INSURANCE COMPANY	0.08%	\$64,122	\$52,132	\$0	\$231	0.44%
67	LEXINGTON NATIONAL INSURANCE CORPORATION	0.07%	\$52,836	\$61,157	\$0	\$0	0.00%
68	FARMLAND MUTUAL INSURANCE COMPANY	0.07%	\$52,294	\$50,743	\$0	-\$1,628	-3.21%
69	AEGIS SECURITY INSURANCE COMPANY	0.07%	\$51,887	\$48,037	\$0	\$0	0.00%
70	ULLICO CASUALTY COMPANY	0.06%	\$49,742	\$57,752	\$0	\$3,505	6.07%
71	ACSTAR INSURANCE COMPANY	0.06%	\$47,468	\$45,364	\$0	-\$24,179	-53.30%
72	NORTH RIVER INSURANCE COMPANY THE	0.06%	\$46,958	\$29,064	\$0	-\$1,420	-4.89%
73	NATIONAL UNION FIRE INSURANCE COMPANY OF PITT	0.06%	\$44,231	\$51,659	\$0	-\$19,178	-37.12%
74	UNIVERSAL UNDERWRITERS INS CO	0.05%	\$40,749	\$42,018	\$40,906	\$32,046	76.27%
75	PROTECTIVE INSURANCE COMPANY	0.05%	\$40,600	\$41,151	\$0	-\$2,800	-6.80%
76	WESTERN INSURANCE COMPANY	0.05%	\$38,474	\$38,474	\$0	\$17,197	44.70%
77	STATE AUTOMOBILE MUTUAL INSURANCE COMPANY	0.05%	\$38,344	\$24,280	\$30,440	\$33,505	137.99%
78	BENCHMARK INSURANCE COMPANY	0.05%	\$38,140	\$25,473	\$0	\$0	0.00%
79	AMERICAN BANKERS INSURANCE COMPANY OF FLORI	0.05%	\$37,090	\$32,458	\$0	-\$10,331	-31.83%
80	CONTINENTAL INSURANCE COMPANY THE	0.04%	\$34,435	\$72,058	\$0	\$1,051,556	1459.32%
81	PACIFIC INDEMNITY COMPANY	0.04%	\$32,597	\$45,063	\$0	\$1,455	3.23%
82	WEST BEND MUTUAL INSURANCE COMPANY	0.04%	\$28,641	\$9,987	\$0	\$291	2.91%
83	WESTFIELD INSURANCE COMPANY	0.03%	\$26,953	\$55,425	\$0	-\$658	-1.19%
84	UNITED STATES FIDELITY & GUARANTY COMPANY	0.03%	\$26,691	\$33,198	-\$8,330	-\$1,547	-4.66%
85	MARKEL INSURANCE COMPANY	0.03%	\$25,677	\$20,851	\$0	\$11,635	55.80%
86	MOTORS INSURANCE CORPORATION	0.03%	\$22,776	\$62,894	\$0	\$5,017	7.98%
87	BANCINSURE INC	0.03%	\$22,767	\$44,349	\$0	\$3,521	7.94%
88	OLD REPUBLIC INSURANCE COMPANY	0.03%	\$20,572	\$13,847	-\$1,026	\$973	7.03%
89	NGM INSURANCE COMPANY	0.03%	\$20,488	\$7,685	\$0	\$585	7.61%
90	CONTINENTAL WESTERN INSURANCE COMPANY	0.03%	\$19,873	\$15,136	\$287	\$20,387	134.69%
91	NAVIGATORS INSURANCE COMPANY	0.02%	\$16,429	\$16,694	\$0	-\$2,438	-14.60%
92	INDIANA LUMBERMENS MUTUAL INSURANCE COMPAN	0.02%	\$15,448	\$14,993	\$0	\$75,000	500.23%
93	INLAND INSURANCE COMPANY	0.02%	\$15,282	\$52,011	\$0	-\$1,753	-3.37%
94	MICHIGAN MILLERS MUTUAL INSURANCE COMPANY	0.02%	\$12,772	\$14,970	\$0	\$0	0.00%
95	UTICA MUTUAL INSURANCE COMPANY	0.02%	\$12,108	\$9,988	\$0	-\$129	-1.29%
96	MASSACHUSETTS BAY INSURANCE COMPANY	0.02%	\$11,682	\$5,879	\$0	-\$3,296	-56.06%
97	RLI INDEMNITY COMPANY	0.01%	\$11,540	\$4,786	\$0	\$208	4.35%
98	AMERICAN CASUALTY COMPANY OF READING PENNSY	0.01%	\$10,923	\$11,635	\$0	-\$24,946	-214.40%
99	CHRYSLER INSURANCE COMPANY	0.01%	\$10,875	\$14,138	\$0	-\$241	-1.70%
100	FIDELITY NATIONAL PROPERTY AND CASUALTY INSUF	0.01%	\$10,721	\$10,721	\$8,725	\$10,616	99.02%
101	U S SPECIALTY INSURANCE COMPANY	0.01%	\$10,596	\$1,572	\$0	-\$859	-54.64%
102	FINANCIAL PACIFIC INSURANCE COMPANY	0.01%	\$10,545	\$12,496	\$0	\$0	0.00%
103	NATIONAL FARMERS UNION PROPERTY & CASUALTY (0.01%	\$9,909	\$9,556	\$0	\$71	0.74%
104	ACCREDITED SURETY AND CASUALTY COMPANY INC	0.01%	\$7,606	\$10,241	\$25,700	\$13,047	127.40%
105	CAROLINA CASUALTY INSURANCE COMPANY	0.01%	\$7,579	\$7,737	\$0	\$1,000	12.92%
106	NATIONAL AMERICAN INSURANCE COMPANY	0.01%	\$7,570	\$13,155	\$0	\$1,199	9.11%
107	GENERAL INSURANCE COMPANY OF AMERICA	0.01%	\$7,332	\$7,465	\$0	-\$19,378	-259.58%
108	SELECTIVE INSURANCE COMPANY OF AMERICA	0.01%	\$7,094	\$12,118	\$0	\$330	2.72%
109	ST PAUL FIRE & MARINE INSURANCE COMPANY	0.01%	\$7,055	\$13,178	-\$360	\$222,031	1684.86%
110	WEST AMERICAN INSURANCE COMPANY	0.01%	\$6,787	\$2,307	\$0	\$202	8.76%
111	AMERICAN SOUTHERN INSURANCE COMPANY	0.01%	\$6,651	\$19,244	\$0	\$0	0.00%
112	LUMBERMENS UNDERWRITING ALLIANCE	0.01%	\$6,592	\$6,534	\$0	\$0	0.00%
113	STAR INSURANCE COMPANY	0.01%	\$6,563	\$6,504	\$0	\$418	6.43%
114	SENTRY SELECT INSURANCE COMPANY	0.01%	\$6,476	\$6,039	\$0	\$0	0.00%
115	PLAZA INSURANCE COMPANY	0.01%	\$6,440	\$72,945	\$189,201	\$154,097	211.25%
116	NATIONAL FIRE INSURANCE COMPANY OF HARTFORD	0.01%	\$5,460	\$7,994	\$0	-\$15,683	-196.18%
117	SENECA INSURANCE COMPANY INC	0.01%	\$5,162	\$6,688	\$0	\$0	0.00%
118	AMERICAN HOME ASSURANCE COMPANY	0.01%	\$4,484	\$20,571	-\$67,987	-\$144,335	-701.64%
119	AMERICAN RELIABLE INSURANCE COMPANY	0.01%	\$4,468	\$4,468	\$0	-\$1,656	-37.06%

**2009 PROPERTY/CASUALTY INSURANCE
TOTALS BY LINE OF BUSINESS - SURETY**

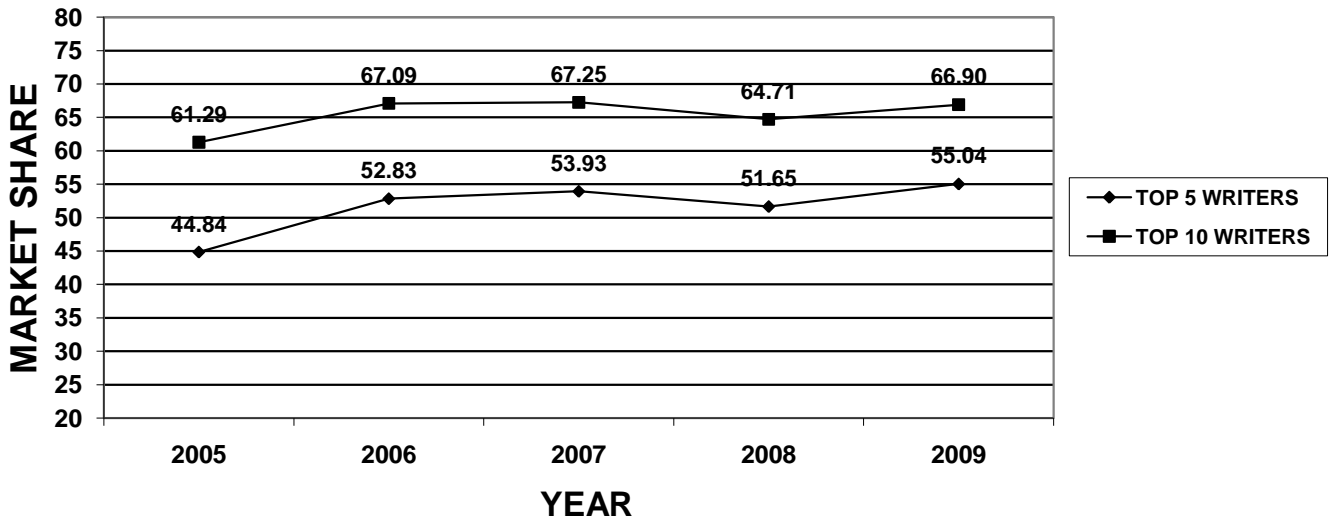
OBS	COMPANY NAME	MARKET SHARE	DIRECT PREMIUMS WRITTEN	DIRECT PREMIUMS EARNED	DIRECT LOSSES PAID	DIRECT LOSSES INCURRED	LOSS RATIO
120	XL SPECIALTY INSURANCE COMPANY	0.01%	\$4,040	\$53,179	\$0	\$58,440	109.89%
121	CHEROKEE INSURANCE COMPANY	0.01%	\$4,000	\$4,540	\$0	\$0	0.00%
122	LYNDON PROPERTY INSURANCE COMPANY	0.00%	\$3,425	\$4,446	-\$7,535	-\$89,232	-2007.02%
123	PENN MILLERS INSURANCE COMPANY	0.00%	\$3,413	\$2,293	\$0	\$0	0.00%
124	COLONIAL AMERICAN CASUALTY AND SURETY C	0.00%	\$3,274	\$6,730	\$0	\$379	5.63%
125	UNIVERSAL FIRE & CASUALTY INSURANCE COMPANY	0.00%	\$3,227	\$3,227	\$0	\$0	0.00%
126	LUMBERMENS MUTUAL CASUALTY COMPANY	0.00%	\$2,930	\$3,199	-\$600	-\$515	-16.10%
127	HARCO NATIONAL INSURANCE COMPANY	0.00%	\$2,133	\$1,608	\$0	\$0	0.00%
128	AMERICAN MANUFACTURERS MUTUAL INSURANCE CC	0.00%	\$1,560	\$1,659	\$0	\$0	0.00%
129	AMERICAN SURETY COMPANY	0.00%	\$1,451	\$1,254	\$0	\$0	0.00%
130	SHELTER GENERAL INSURANCE COMPANY	0.00%	\$1,440	\$805	\$0	\$0	0.00%
131	GREAT WEST CASUALTY COMPANY	0.00%	\$1,211	\$780	\$0	\$0	0.00%
132	PENNSYLVANIA NATIONAL MUTUAL CASUALTY INSUR.	0.00%	\$1,175	\$2,722	\$0	-\$314	-11.54%
133	CUMIS INSURANCE SOCIETY INC	0.00%	\$1,078	\$1,078	\$0	\$0	0.00%
134	INSURANCE COMPANY OF NORTH AMERICA	0.00%	\$976	\$1,151	\$0	-\$1,074	-93.31%
135	PROGRESSIVE CASUALTY INSURANCE COMPANY	0.00%	\$939	\$118,652	\$0	\$9,834	8.29%
136	OLD UNITED CASUALTY COMPANY	0.00%	\$750	\$5,129	\$0	\$0	0.00%
137	PROCENTURY INSURANCE COMPANY	0.00%	\$659	\$659	\$0	\$44	6.68%
138	GREENWICH INSURANCE COMPANY	0.00%	\$603	-\$372	\$0	\$9,591	-2578.23%
139	ELECTRIC INSURANCE COMPANY	0.00%	\$591	\$528	\$0	\$0	0.00%
140	FIREMANS FUND INSURANCE COMPANY	0.00%	\$500	\$500	\$0	\$160,110	32022.00%
141	SUN SURETY INSURANCE COMPANY	0.00%	\$448	\$448	\$0	\$0	0.00%
142	SURETY BONDING COMPANY OF AMERICA	0.00%	\$400	\$18,975	\$7,676	\$923	4.86%
143	TIG INSURANCE COMPANY	0.00%	\$239	\$239	-\$736	-\$736	-307.95%
144	ONEBEACON AMERICA INSURANCE COMPANY	0.00%	\$213	\$512	\$0	\$0	0.00%
145	T H E INSURANCE COMPANY	0.00%	\$150	\$93	\$0	-\$10	-10.75%
146	FARMINGTON CASUALTY COMPANY	0.00%	\$125	\$125	\$0	\$702	561.60%
147	GREAT AMERICAN INSURANCE COMPANY OF NEW YOI	0.00%	\$125	\$159	\$0	-\$1,928	-1212.58%
148	INDEMNITY INSURANCE COMPANY OF NORTH AMERIC.	0.00%	\$110	\$269	\$0	\$503	186.99%
149	BITUMINOUS CASUALTY CORPORATION	0.00%	\$50	\$50	\$0	\$0	0.00%
150	MARYLAND CASUALTY COMPANY	0.00%	\$50	\$50	\$0	-\$20	-40.00%
151	REPUBLIC WESTERN INSURANCE COMPANY	0.00%	\$50	\$50	\$0	\$20,489	40978.00%
152	SENTRY INSURANCE A MUTUAL COMPANY	0.00%	\$50	\$24	\$0	\$0	0.00%
153	AMERICAN MOTORISTS INSURANCE COMPANY	0.00%	\$1	\$1,974	\$0	-\$3	-0.15%
154	ONEBEACON INSURANCE COMPANY	0.00%	\$1	\$1	\$0	\$0	0.00%
155	ACE PROPERTY AND CASUALTY INSURANCE COMPAN	0.00%	\$0	\$0	\$0	\$32	N/A
156	ALLIED PROPERTY & CASUALTY INSURANCE COMPAN	0.00%	\$0	\$0	\$0	\$0	N/A
157	AMERICAN ALTERNATIVE INSURANCE CORPORATION	0.00%	\$0	\$0	\$0	-\$16	N/A
158	AMERICAN AUTOMOBILE INSURANCE COMPANY	0.00%	\$0	\$0	\$0	-\$4,645	N/A
159	AMERICAN ECONOMY INSURANCE COMPANY	0.00%	\$0	\$0	\$0	-\$11	N/A
160	AMERICAN GUARANTEE & LIABILITY INSURANCE COMF	0.00%	\$0	\$0	\$0	\$1,674	N/A
161	ARGONAUT GREAT CENTRAL INSURANCE CO	0.00%	\$0	\$0	\$0	\$25	N/A
162	ASSOCIATED INDEMNITY CORPORATION	0.00%	\$0	\$0	\$0	\$5,646	N/A
163	AXA INSURANCE COMPANY	0.00%	\$0	\$0	\$0	-\$274	N/A
164	BAR PLAN MUTUAL INSURANCE COMPANY THE	0.00%	\$0	\$0	\$0	-\$30,038	N/A
165	COLONIAL SURETY COMPANY	0.00%	\$0	\$0	\$0	-\$497	N/A
166	DIAMOND STATE INSURANCE COMPANY	0.00%	\$0	\$0	\$0	-\$1	N/A
167	EMCASCO INSURANCE COMPANY	0.00%	\$0	\$910	\$0	-\$234	-25.71%
168	EMPLOYERS INSURANCE COMPANY OF WAUSAU	0.00%	\$0	\$0	\$0	-\$66	N/A
169	FEDERATED SERVICE INSURANCE COMPANY	0.00%	\$0	\$0	\$0	-\$1	N/A
170	FIDELITY & GUARANTY INSURANCE UNDERWRITERS	0.00%	\$0	\$0	\$0	-\$30	N/A
171	FIDELITY AND GUARANTY INSURANCE COMPANY	0.00%	\$0	\$0	\$0	\$6,900	N/A
172	GRANITE STATE INSURANCE COMPANY	0.00%	\$0	\$0	\$0	-\$5	N/A
173	GREAT AMERICAN ALLIANCE INSURANCE COMPANY	0.00%	\$0	\$0	\$0	-\$5,932	N/A
174	HARLEYSVILLE MUTUAL INSURANCE CO	0.00%	\$0	\$0	\$0	\$28	N/A
175	LYNDON SOUTHERN INSURANCE COMPANY	0.00%	\$0	\$0	-\$25,963	-\$1,168	N/A
176	NATIONAL INDEMNITY COMPANY	0.00%	\$0	\$971	\$0	\$485	49.95%
177	NATIONAL SURETY CORPORATION	0.00%	\$0	\$0	\$0	\$8,494	N/A
178	NEW HAMPSHIRE INSURANCE COMPANY	0.00%	\$0	\$0	\$0	-\$1,404	N/A

**2009 PROPERTY/CASUALTY INSURANCE
TOTALS BY LINE OF BUSINESS - SURETY**

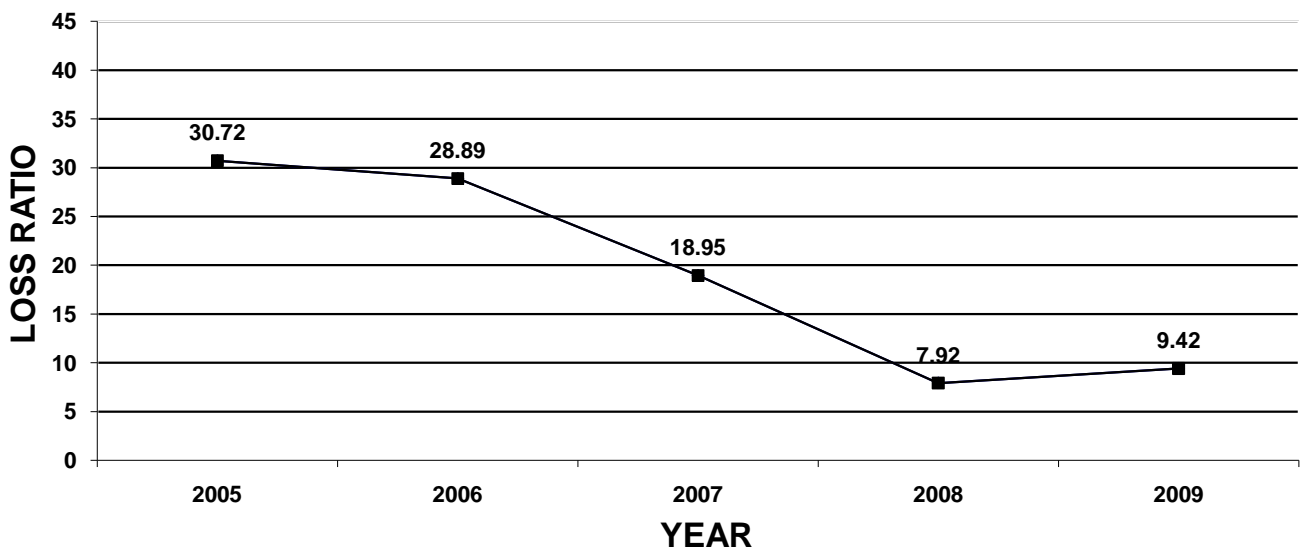
OBS	COMPANY NAME	MARKET SHARE	DIRECT PREMIUMS WRITTEN	DIRECT PREMIUMS EARNED	DIRECT LOSSES PAID	DIRECT LOSSES INCURRED	LOSS RATIO
179	PACIFIC EMPLOYERS INSURANCE COMPANY	0.00%	\$0	\$0	\$0	-\$18	N/A
180	SECURITY NATIONAL INSURANCE COMPANY	0.00%	\$0	\$0	\$0	-\$1	N/A
181	ST PAUL GUARDIAN INSURANCE COMPANY	0.00%	\$0	\$0	\$0	-\$54,263	N/A
182	ST PAUL MEDICAL LIABILITY INSURANCE COMPANY	0.00%	\$0	\$0	\$0	-\$45,891	N/A
183	ST PAUL MERCURY INSURANCE COMPANY	0.00%	\$0	\$0	\$0	\$5,329	N/A
184	STATE FARM GENERAL INSURANCE COMPANY	0.00%	\$0	\$8	\$0	\$0	0.00%
185	TRAVELERS INDEMNITY COMPANY	0.00%	\$0	\$0	-\$2,885	-\$61,904	N/A
186	TRAVELERS PROPERTY CASUALTY COMPANY OF AME	0.00%	\$0	\$0	\$0	-\$12	N/A
187	TRINITY UNIVERSAL INSURANCE COMPANY	0.00%	\$0	\$181	\$0	\$0	0.00%
188	UPPER HUDSON NATIONAL INSURANCE COMPANY	0.00%	\$0	\$0	-\$179	-\$179	N/A
189	AMERICAN INSURANCE COMPANY THE	0.00%	-\$70	\$849	-\$360	\$106,462	12539.69%
190	PIONEER GENERAL INSURANCE COMPANY	0.00%	-\$106	-\$94	\$0	-\$419	445.74%
191	CITIZENS INSURANCE COMPANY OF AMERICA	0.00%	-\$154	\$6,580	\$0	-\$1	-0.02%
192	MID CENTURY INSURANCE COMPANY	0.00%	-\$688	\$52	\$0	\$0	0.00%
193	ARROWOOD INDEMNITY COMPANY	-0.03%	-\$23,501	-\$10,804	\$0	\$0	0.00%
194	UNITED STATES FIRE INSURANCE COMPANY	-0.04%	-\$30,627	-\$26,568	\$0	-\$9,336	35.14%
195	KANSAS BANKERS SURETY COMPANY THE	-0.05%	-\$40,450	\$289,276	\$0	-\$240,000	-82.97%
TOTAL		100.00%	\$77,751,856	\$79,904,922	\$6,809,571	\$7,524,160	9.42%

MISSOURI SURETY INSURANCE

MARKET SHARE OF TOP 5 AND TOP 10 WRITERS



5 YEAR LOSS RATIO




**2009 PROPERTY/CASUALTY INSURANCE
TOTALS BY LINE OF BUSINESS - GLASS**

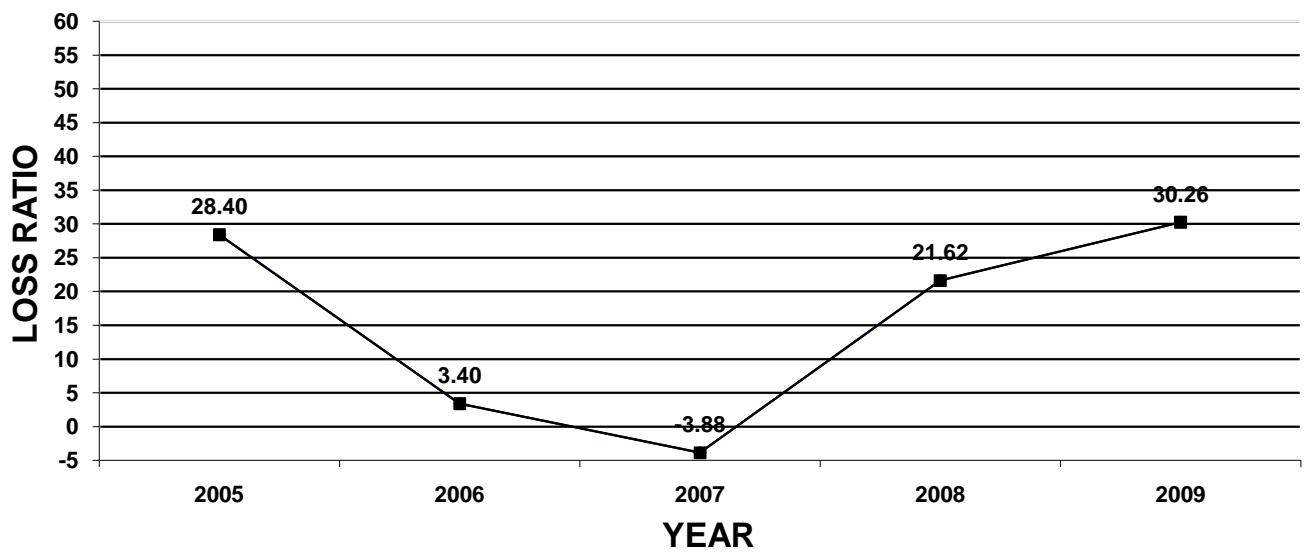
OBS	COMPANY NAME	MARKET SHARE	DIRECT PREMIUMS WRITTEN	DIRECT PREMIUMS EARNED	DIRECT LOSSES PAID	DIRECT LOSSES INCURRED	LOSS RATIO
1	AUTO OWNERS INSURANCE COMPANY	70.69%	\$4,987	\$3,897	\$785	\$823	21.12%
2	OWNERS INSURANCE COMPANY	25.32%	\$1,786	\$1,677	\$985	\$985	58.74%
3	OAK RIVER INSURANCE COMPANY	2.25%	\$159	\$164	\$0	\$0	0.00%
4	TRUCK INSURANCE EXCHANGE	1.74%	\$123	\$215	\$0	\$0	0.00%
5	GREAT AMERICAN INSURANCE COMPANY OF NEW \	0.00%	\$0	\$0	\$0	\$5	N/A
6	MARKEL INSURANCE COMPANY	0.00%	\$0	\$8	\$0	-\$9	-112.50%
	TOTAL	100.00%	\$7,055	\$5,961	\$1,770	\$1,804	30.26%

MISSOURI GLASS INSURANCE

MARKET SHARE OF TOP 5 AND TOP 10 WRITERS



5 YEAR LOSS RATIO



**2009 PROPERTY/CASUALTY INSURANCE
TOTALS BY LINE OF BUSINESS - BURGLARY & THEFT**

COMPANY NAME	MARKET SHARE	DIRECT PREMIUMS WRITTEN	DIRECT PREMIUMS EARNED	DIRECT LOSSES PAID	DIRECT LOSSES INCURRED	LOSS RATIO
FEDERAL INSURANCE COMPANY	19.87%	\$632,251	\$597,797	\$28,258	\$45,412	7.60%
OLD RELIABLE CASUALTY COMPANY	18.56%	\$590,485	\$593,710	\$147,089	\$162,146	27.31%
TRAVELERS CASUALTY AND SURETY COMPANY OF AM	17.99%	\$572,535	\$608,038	\$745	-\$35,821	-5.89%
HARTFORD FIRE INSURANCE COMPANY	6.54%	\$208,009	\$233,757	\$36,332	\$47,547	20.34%
SHELTER MUTUAL INSURANCE COMPANY	5.09%	\$162,095	\$158,500	\$16,489	\$11,027	6.96%
TWIN CITY FIRE INSURANCE COMPANY	3.62%	\$115,251	\$109,071	\$0	\$17,036	15.62%
UNIVERSAL UNDERWRITERS INS CO	3.46%	\$110,212	\$109,921	\$95,914	\$96,312	87.62%
NATIONWIDE MUTUAL INSURANCE COMPANY	2.34%	\$74,475	\$78,641	\$1	\$996	1.27%
ST PAUL FIRE & MARINE INSURANCE COMPANY	2.01%	\$64,115	\$59,505	\$0	-\$74,281	-124.83%
UNITED FIRE AND CASUALTY COMPANY	1.97%	\$62,832	\$64,772	\$110,000	-\$16,000	-24.70%
ZURICH AMERICAN INSURANCE COMPANY	1.64%	\$52,170	\$48,404	\$10,896	\$11,035	22.80%
NATIONAL UNION FIRE INSURANCE COMPANY OF PITT	1.18%	\$37,447	\$35,973	\$0	-\$5,574	-15.49%
NATIONWIDE AGRIBUSINESS INSURANCE COMPANY	1.11%	\$35,384	\$35,513	\$4,215	-\$57	-0.16%
UNIVERSAL UNDERWRITERS OF TEXAS INSURANCE CI	1.10%	\$34,936	\$22,569	\$0	\$728	3.23%
AUSTIN MUTUAL INSURANCE COMPANY	0.98%	\$31,150	\$12,031	\$0	\$0	0.00%
FIDELITY AND DEPOSIT COMPANY MARYLAND	0.90%	\$28,783	\$30,105	\$0	-\$86	-0.29%
CINCINNATI INSURANCE COMPANY THE	0.75%	\$23,926	\$17,195	\$0	\$0	0.00%
NATIONAL FARMERS UNION PROPERTY & CASUALTY (0.59%	\$18,750	\$18,448	\$0	\$449	2.43%
GREAT AMERICAN ASSURANCE COMPANY	0.48%	\$15,361	\$14,696	\$0	\$17	0.12%
CONTINENTAL CASUALTY COMPANY	0.46%	\$14,733	\$10,549	\$0	-\$5,551	-52.62%
PHILADELPHIA INDEMNITY INSURANCE COMPANY	0.45%	\$14,165	\$10,671	\$0	\$0	0.00%
FEDERATED MUTUAL INSURANCE COMPANY	0.41%	\$12,962	\$14,717	\$4,826	\$4,652	31.61%
SENTRY SELECT INSURANCE COMPANY	0.40%	\$12,839	\$14,299	\$0	\$7,625	53.33%
EXECUTIVE RISK INDEMNITY INC	0.39%	\$12,477	\$13,282	\$0	\$112	0.84%
FEDERATED SERVICE INSURANCE COMPANY	0.36%	\$11,519	\$12,247	\$2,666	\$2,102	17.16%
LIBERTY MUTUAL FIRE INSURANCE COMPANY	0.35%	\$11,253	\$14,676	\$0	\$4,257	29.01%
PENN MILLERS INSURANCE COMPANY	0.34%	\$10,873	\$8,842	\$0	\$0	0.00%
ADDISON INSURANCE COMPANY	0.34%	\$10,737	\$10,715	\$18,938	\$20,000	186.65%
XL INSURANCE AMERICA INC	0.34%	\$10,736	\$11,260	\$0	-\$138	-1.23%
TRAVELERS PROPERTY CASUALTY COMPANY OF AME	0.33%	\$10,628	\$6,762	\$0	\$2,074	30.67%
WESTCHESTER FIRE INSURANCE COMPANY	0.32%	\$10,040	\$3,654	\$0	\$1,815	49.67%
INDEPENDENT MUTUAL FIRE INSURANCE COMPANY	0.28%	\$8,936	\$9,003	\$836	\$2,976	33.06%
SELECTIVE INSURANCE COMPANY OF SOUTH CAROLII	0.26%	\$8,209	\$7,924	\$0	\$0	0.00%
FEDERATED RURAL ELECTRIC INSURANCE EXCHANGI	0.25%	\$8,105	\$8,105	\$0	\$0	0.00%
SHELTER GENERAL INSURANCE COMPANY	0.24%	\$7,727	\$7,977	\$0	-\$178	-2.23%
OWNERS INSURANCE COMPANY	0.23%	\$7,256	\$6,265	\$0	\$20	0.32%
AUTO OWNERS INSURANCE COMPANY	0.22%	\$7,137	\$6,401	\$0	\$116	1.81%
STATE AUTO PROPERTY & CASUALTY INSURANCE CO	0.20%	\$6,439	\$6,968	\$0	-\$2,423	-34.77%
HARCO NATIONAL INSURANCE COMPANY	0.20%	\$6,349	\$7,524	\$0	\$9,319	123.86%
ST PAUL MERCURY INSURANCE COMPANY	0.19%	\$6,095	\$6,114	\$0	\$5,258	86.00%
EMPLOYERS MUTUAL CASUALTY COMPANY	0.18%	\$5,659	\$4,823	\$0	-\$12	-0.25%
GREAT NORTHERN INSURANCE COMPANY	0.16%	\$5,205	\$5,232	\$0	-\$531	-10.15%
HANOVER INSURANCE COMPANY THE	0.16%	\$5,023	\$1,670	\$0	\$0	0.00%
ALLIED PROPERTY & CASUALTY INSURANCE COMPAN	0.15%	\$4,674	\$4,996	\$0	\$227	4.54%
ACUITY A MUTUAL INSURANCE COMPANY	0.14%	\$4,612	\$4,763	\$0	\$0	0.00%
GREAT AMERICAN INSURANCE COMPANY	0.14%	\$4,557	\$1,697	\$0	\$229	13.49%
AMERICAN ZURICH INSURANCE COMPANY	0.13%	\$4,240	\$4,196	\$0	\$38	0.91%
LIBERTY MUTUAL INSURANCE COMPANY	0.13%	\$4,048	\$5,233	\$0	\$4,544	86.83%
NORTH POINTE INSURANCE COMPANY	0.13%	\$4,042	\$3,863	\$0	-\$345	-8.93%
RIVERPORT INSURANCE COMPANY	0.12%	\$3,739	\$4,418	\$0	\$0	0.00%
PENNSYLVANIA LUMBERMENS MUTUAL INSURANCE C	0.11%	\$3,537	\$2,987	\$0	\$0	0.00%
SENTRY INSURANCE A MUTUAL COMPANY	0.11%	\$3,418	\$2,827	\$0	\$0	0.00%
AMERICAN FAMILY MUTUAL INSURANCE COMPANY	0.10%	\$3,097	\$868	\$0	\$0	0.00%
EMPLOYERS FIRE INSURANCE COMPANY	0.09%	\$3,018	\$1,775	\$0	\$54	3.04%
CHUBB NATIONAL INSURANCE COMPANY	0.08%	\$2,704	\$2,300	\$0	-\$110	-4.78%
COOPERATIVE MUTUAL INSURANCE COMPANY	0.08%	\$2,499	\$4,936	\$0	-\$3	-0.06%
MIDWESTERN INDEMNITY COMPANY THE	0.08%	\$2,440	\$2,440	\$0	\$0	0.00%
MASSACHUSETTS BAY INSURANCE COMPANY	0.07%	\$2,171	\$2,267	\$0	\$0	0.00%
SECURA INSURANCE A MUTUAL COMPANY	0.06%	\$1,835	\$1,751	\$0	-\$4	-0.23%
REGENT INSURANCE COMPANY	0.05%	\$1,726	\$2,260	\$0	\$0	0.00%

**2009 PROPERTY/CASUALTY INSURANCE
TOTALS BY LINE OF BUSINESS - BURGLARY & THEFT**

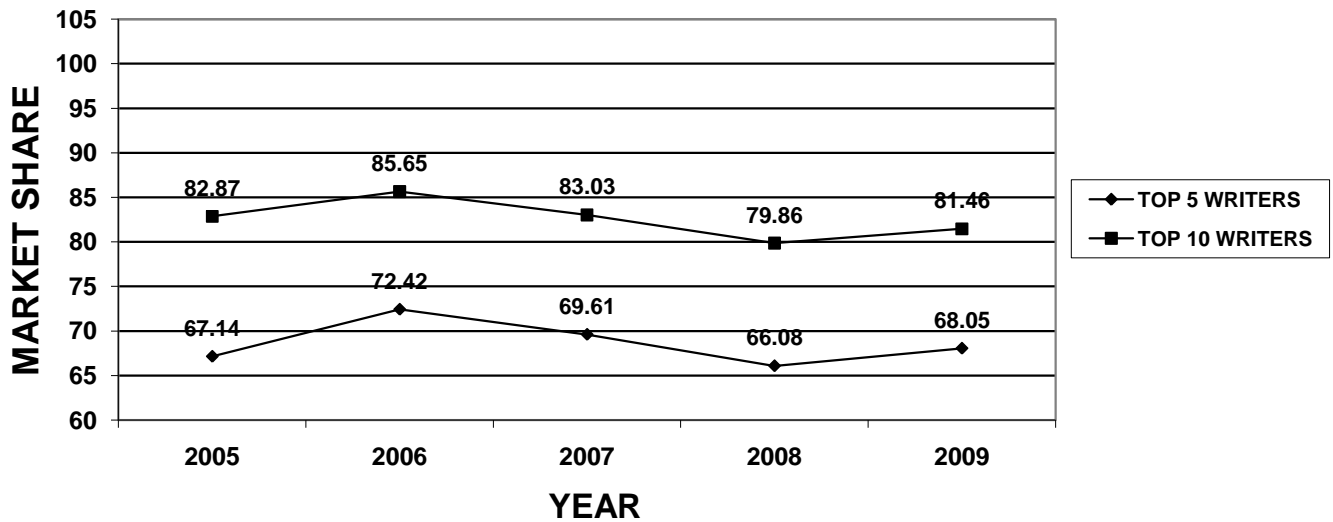
COMPANY NAME	MARKET SHARE	DIRECT PREMIUMS WRITTEN	DIRECT PREMIUMS EARNED	DIRECT LOSSES PAID	DIRECT LOSSES INCURRED	LOSS RATIO
PHOENIX INSURANCE COMPANY THE	0.05%	\$1,625	\$670	\$0	\$262	39.10%
GENERAL CASUALTY COMPANY OF WISCONSIN	0.05%	\$1,433	\$1,972	\$0	-\$10,000	-507.10%
ONEBEACON AMERICA INSURANCE COMPANY	0.04%	\$1,375	\$883	\$0	\$19	2.15%
BITUMINOUS CASUALTY CORPORATION	0.04%	\$1,277	\$1,324	\$0	\$3,800	287.01%
VIGILANT INSURANCE COMPANY	0.04%	\$1,259	\$1,165	\$0	-\$80	-6.87%
WESCO INSURANCE COMPANY	0.04%	\$1,217	\$323	\$0	\$56	17.34%
CHARTER OAK FIRE INSURANCE CO THE	0.04%	\$1,163	\$1,206	\$0	\$478	39.64%
EMPLOYERS INSURANCE COMPANY OF WAUSAU	0.04%	\$1,147	\$1,143	\$0	\$367	32.11%
GREAT AMERICAN INSURANCE COMPANY OF NEW YOF	0.04%	\$1,135	\$1,168	\$0	\$205	17.55%
GRINNELL MUTUAL REINSURANCE COMPANY	0.04%	\$1,117	\$1,348	\$0	-\$27	-2.00%
NATIONWIDE AFFINITY INSURANCE COMPANY OF AMEI	0.03%	\$1,064	\$1,206	\$0	\$52	4.31%
FARMLAND MUTUAL INSURANCE COMPANY	0.03%	\$1,040	\$994	\$0	-\$3	-0.30%
STANDARD FIRE INSURANCE COMPANY	0.03%	\$858	\$359	\$0	-\$8	-2.23%
LIBERTY INSURANCE UNDERWRITERS INC.	0.03%	\$848	\$61,861	\$0	\$45,616	73.74%
HARLEYSVILLE INSURANCE COMPANY	0.03%	\$803	\$635	\$0	\$43	6.77%
FIRST NATIONAL INSURANCE COMPANY OF AMERICA	0.02%	\$785	\$785	\$0	-\$22	-2.80%
AMERISURE MUTUAL INSURANCE COMPANY	0.02%	\$776	\$735	\$100,000	\$99,997	13605.03%
FARMINGTON CASUALTY COMPANY	0.02%	\$750	\$542	\$0	-\$87	-16.05%
AMERICAN GUARANTEE & LIABILITY INSURANCE COMP	0.02%	\$682	\$490	\$0	-\$16	-3.27%
AUTOMOBILE INS CO OF HARTFORD CT	0.02%	\$659	\$659	\$0	-\$41	-6.22%
DISCOVER PROPERTY AND CASUALTY INSURANCE CO	0.02%	\$651	\$702	\$0	-\$121	-17.24%
SELECTIVE INSURANCE COMPANY OF AMERICA	0.02%	\$608	\$94	\$0	\$0	0.00%
COLUMBIA MUTUAL INSURANCE COMPANY	0.02%	\$583	\$542	\$0	\$0	0.00%
NETHERLANDS INSURANCE COMPANY THE	0.02%	\$543	\$638	\$0	\$0	0.00%
WEST BEND MUTUAL INSURANCE COMPANY	0.02%	\$504	\$117	\$0	\$0	0.00%
T H E INSURANCE COMPANY	0.02%	\$500	\$248	\$0	-\$35	-14.11%
STATE AUTOMOBILE MUTUAL INSURANCE COMPANY	0.01%	\$445	\$443	\$0	-\$34	-7.67%
UNITED STATES LIABILITY INSURANCE COMPANY	0.01%	\$409	\$409	\$0	\$0	0.00%
PACIFIC INDEMNITY COMPANY	0.01%	\$360	\$316	\$0	-\$43	-13.61%
TRAVELERS INDEMNITY COMPANY OF CONNECTICUT	0.01%	\$355	\$355	\$0	\$96	27.04%
PEERLESS INSURANCE COMPANY	0.01%	\$346	\$346	\$0	\$0	0.00%
TRUCK INSURANCE EXCHANGE	0.01%	\$332	\$578	\$0	\$0	0.00%
FIDELITY NATIONAL INSURANCE COMPANY	0.01%	\$304	\$227	\$0	\$0	0.00%
ALLSTATE INSURANCE COMPANY	0.01%	\$301	\$358	\$0	-\$34	-9.50%
ST PAUL GUARDIAN INSURANCE COMPANY	0.01%	\$282	\$227	\$0	\$2,236	985.02%
TOKIO MARINE & NICHIDO FIRE INSURANCE CO LTD	0.01%	\$280	\$280	\$0	\$39	13.93%
EMPIRE FIRE AND MARINE INSURANCE CO	0.01%	\$274	\$4,276	\$0	-\$997	-23.32%
AMERICAN CASUALTY COMPANY OF READING PENNSY	0.01%	\$254	\$254	\$0	\$0	0.00%
TRANSGUARD INSURANCE COMPANY OF AMERICA INC	0.01%	\$252	\$212	\$0	-\$50	-23.58%
NORTHLAND INSURANCE COMPANY	0.01%	\$236	\$240	\$0	\$38	15.83%
AMERICAN STATES INSURANCE COMPANY	0.01%	\$231	\$459	\$0	-\$51	-11.11%
TRAVELERS INDEMNITY COMPANY	0.01%	\$213	\$213	\$0	\$36	16.90%
LITITZ MUTUAL INSURANCE COMPANY	0.01%	\$207	\$99	\$0	\$0	0.00%
GREAT AMERICAN ALLIANCE INSURANCE COMPANY	0.01%	\$170	\$173	-\$4,550	-\$4,550	-2630.06%
SECURITY NATIONAL INSURANCE COMPANY	0.00%	\$142	\$72	\$0	\$0	0.00%
LIBERTY INSURANCE CORPORATION	0.00%	\$139	\$84	\$0	\$27	32.14%
ZURICH AMERICAN INSURANCE COMPANY OF ILLINOIS	0.00%	\$120	\$120	\$0	\$0	0.00%
OCCIDENTAL FIRE & CASUALTY COMPANY OF NORTH	0.00%	\$100	\$104	\$0	\$0	0.00%
AMCO INSURANCE COMPANY	0.00%	\$90	\$69	\$0	\$4	5.80%
HAWKEYE SECURITY INSURANCE COMPANY	0.00%	\$88	\$155	\$0	\$0	0.00%
CHURCH MUTUAL INSURANCE COMPANY	0.00%	\$70	\$70	\$0	-\$10	-14.29%
FARMERS ALLIANCE MUTUAL INSURANCE COMPANY	0.00%	\$67	\$67	\$0	\$0	0.00%
DEPOSITORS INSURANCE COMPANY	0.00%	\$45	\$32	\$0	\$2	6.25%
TRANSPORTATION INSURANCE COMPANY	0.00%	\$25	\$25	\$0	\$0	0.00%
GENERAL INSURANCE COMPANY OF AMERICA	0.00%	\$3	\$1	\$0	\$0	0.00%
ACE AMERICAN INSURANCE COMPANY	0.00%	\$0	\$0	\$0	-\$63	N/A
AMERICAN AUTOMOBILE INSURANCE COMPANY	0.00%	\$0	\$0	\$0	-\$12	N/A
AMERICAN ECONOMY INSURANCE COMPANY	0.00%	\$0	\$0	\$0	-\$1	N/A
AMERICAN INSURANCE COMPANY THE	0.00%	\$0	\$0	\$0	-\$13	N/A

**2009 PROPERTY/CASUALTY INSURANCE
TOTALS BY LINE OF BUSINESS - BURGLARY & THEFT**

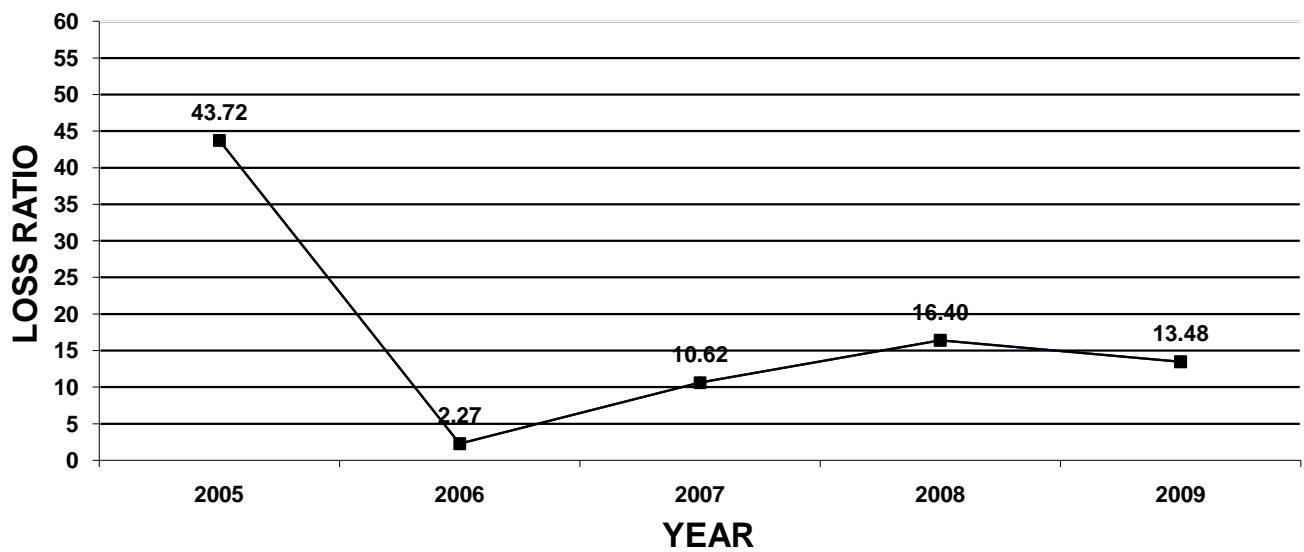
COMPANY NAME	MARKET SHARE	DIRECT PREMIUMS WRITTEN	DIRECT PREMIUMS EARNED	DIRECT LOSSES PAID	DIRECT LOSSES INCURRED	LOSS RATIO
ARCH INSURANCE COMPANY	0.00%	\$0	\$0	\$0	-\$3	N/A
ARROWOOD INDEMNITY COMPANY	0.00%	\$0	\$0	\$0	-\$2,266	N/A
CAPITOL INDEMNITY CORPORATION	0.00%	\$0	\$0	\$0	-\$55	N/A
FAIRMONT SPECIALTY INSURANCE COMPANY	0.00%	\$0	\$0	-\$17,158	-\$16,948	N/A
FIDELITY & GUARANTY INSURANCE UNDERWRITERS	0.00%	\$0	\$0	\$0	-\$183	N/A
FIDELITY AND GUARANTY INSURANCE COMPANY	0.00%	\$0	\$0	\$0	-\$100	N/A
FIREMANS FUND INSURANCE COMPANY	0.00%	\$0	\$0	\$0	-\$12	N/A
HARTFORD CASUALTY INSURANCE CO	0.00%	\$0	\$125	\$0	-\$44	-35.20%
INSURANCE COMPANY OF THE WEST	0.00%	\$0	\$174	\$0	\$0	0.00%
NATIONAL SURETY CORPORATION	0.00%	\$0	\$0	\$0	\$3	N/A
NORTH RIVER INSURANCE COMPANY THE	0.00%	\$0	\$0	\$0	\$10	N/A
RLI INSURANCE COMPANY	0.00%	\$0	\$0	\$0	-\$93	N/A
SAFECO INSURANCE COMPANY OF AMERICA	0.00%	\$0	\$0	\$0	-\$354	N/A
ST PAUL PROTECTIVE INSURANCE COMPANY	0.00%	\$0	\$0	\$0	\$411	N/A
STONINGTON INSURANCE COMPANY	0.00%	\$0	\$0	\$0	-\$2	N/A
TRAVELERS CASUALTY AND SURETY COMPANY	0.00%	\$0	\$217	\$0	-\$1,323	-609.68%
TRAVELERS INDEMNITY COMPANY OF AMERICA	0.00%	\$0	\$10	\$0	-\$181	-1810.00%
UNITED STATES FIDELITY & GUARANTY COMPANY	0.00%	\$0	\$0	\$0	-\$227	N/A
UNITED STATES FIRE INSURANCE COMPANY	0.00%	\$0	\$0	\$0	\$50	N/A
UTICA MUTUAL INSURANCE COMPANY	0.00%	\$0	\$150	\$0	\$5	3.33%
WAUSAU BUSINESS INSURANCE COMPANY	0.00%	\$0	\$0	\$0	\$25	N/A
WESTPORT INSURANCE CORPORATION	0.00%	\$0	\$0	\$0	-\$153	N/A
REDLAND INSURANCE COMPANY	0.00%	-\$42	-\$27	-\$7	-\$12	44.44%
PRAETORIAN INSURANCE COMPANY	0.00%	-\$61	-\$166	-\$6	-\$536	322.89%
TOTAL	100.00%	\$3,182,065	\$3,204,459	\$555,484	\$432,096	13.48%

MISSOURI BURGLARY & THEFT INSURANCE

MARKET SHARE OF TOP 5 AND TOP 10 WRITERS



5 YEAR LOSS RATIO



**2009 PROPERTY/CASUALTY INSURANCE
TOTALS BY LINE OF BUSINESS - BOILER & MACHINERY**

OBS	COMPANY NAME	MARKET SHARE	DIRECT PREMIUMS WRITTEN	DIRECT PREMIUMS EARNED	DIRECT LOSSES PAID	DIRECT LOSSES INCURRED	LOSS RATIO
1	FACTORY MUTUAL INSURANCE COMPANY	19.30%	\$3,600,040	\$4,054,923	\$44,419,993	\$44,430,409	1095.72%
2	HARTFORD STEAM BOILER INSPECTION & INS	11.59%	\$2,162,044	\$1,554,358	\$614,678	-\$3,662,415	-235.62%
3	TRAVELERS PROPERTY CASUALTY COMPANY OF AME	7.13%	\$1,329,724	\$1,327,762	\$1,564,257	\$48,068	3.62%
4	CONTINENTAL CASUALTY COMPANY	6.25%	\$1,165,028	\$1,212,818	-\$12,404	\$770,912	63.56%
5	FEDERAL INSURANCE COMPANY	5.73%	\$1,068,856	\$1,046,390	\$1,037,466	\$956,879	91.45%
6	ZURICH AMERICAN INSURANCE COMPANY	4.65%	\$867,377	\$869,803	\$277,882	\$201,748	23.19%
7	NATIONAL UNION FIRE INSURANCE COMPANY OF PITT:	4.45%	\$829,833	\$784,969	\$0	-\$19,480	-2.48%
8	AFFILIATED FM INSURANCE COMPANY	3.64%	\$678,646	\$643,825	\$248,472	\$798,824	124.07%
9	UNIVERSAL UNDERWRITERS INS CO	2.29%	\$427,708	\$591,528	\$4,207	\$8,226	1.39%
10	GREAT NORTHERN INSURANCE COMPANY	2.24%	\$418,412	\$397,277	\$137,258	\$129,080	32.49%
11	CINCINNATI INSURANCE COMPANY THE	2.09%	\$390,281	\$398,325	\$155,123	\$187,233	47.01%
12	AMCO INSURANCE COMPANY	2.03%	\$377,976	\$405,218	\$176,870	\$178,614	44.08%
13	ALLIANZ GLOBAL RISKS US INSURANCE COMPANY	2.03%	\$377,963	\$413,662	\$0	-\$21,426	-5.18%
14	TRAVELERS INDEMNITY COMPANY	1.90%	\$354,203	\$334,163	\$0	-\$47,206	-14.13%
15	CONTINENTAL WESTERN INSURANCE COMPANY	1.83%	\$342,066	\$331,632	\$4,668	\$6,168	1.86%
16	UNITED FIRE AND CASUALTY COMPANY	1.49%	\$278,503	\$273,653	\$80,397	\$69,897	25.54%
17	FEDERATED MUTUAL INSURANCE COMPANY	1.32%	\$246,963	\$261,281	\$11,326	\$32,226	12.33%
18	AMERICAN GUARANTEE & LIABILITY INSURANCE COMP	1.31%	\$244,494	\$282,685	\$0	-\$32,775	-11.59%
19	BROTHERHOOD MUTUAL INSURANCE CO	1.28%	\$239,333	\$239,362	\$12,973	\$17,383	7.26%
20	EMCASCO INSURANCE COMPANY	1.10%	\$204,387	\$156,530	\$18,989	\$22,055	14.09%
21	SELECTIVE INSURANCE COMPANY OF SOUTH CAROLIN	1.04%	\$193,302	\$189,217	\$81,137	-\$76,363	-40.36%
22	SECURA INSURANCE A MUTUAL COMPANY	0.95%	\$177,794	\$169,970	\$40,333	\$40,009	23.54%
23	HARTFORD FIRE INSURANCE COMPANY	0.89%	\$166,459	\$166,480	\$6,723	\$22,023	13.23%
24	EMPLOYERS MUTUAL CASUALTY COMPANY	0.84%	\$156,234	\$165,811	\$35,968	\$35,700	21.53%
25	ACUITY A MUTUAL INSURANCE COMPANY	0.83%	\$154,820	\$138,019	\$9,767	\$14,267	10.34%
26	PENNSYLVANIA LUMBERMENS MUTUAL INSURANCE C	0.77%	\$142,859	\$180,914	\$0	\$0	0.00%
27	TRAVELERS INDEMNITY COMPANY OF CONNECTICUT	0.71%	\$131,882	\$112,419	\$30,828	\$35,210	31.32%
28	UNIVERSAL UNDERWRITERS OF TEXAS INSURANCE C	0.65%	\$121,721	\$78,531	\$0	\$2,580	3.29%
29	PHOENIX INSURANCE COMPANY THE	0.62%	\$115,689	\$194,895	\$6,922	\$12,507	6.42%
30	DEPOSITORS INSURANCE COMPANY	0.60%	\$112,638	\$111,512	\$122,604	\$187,928	168.53%
31	VIGILANT INSURANCE COMPANY	0.57%	\$105,994	\$107,959	\$0	-\$2,443	-2.26%
32	ST PAUL FIRE & MARINE INSURANCE COMPANY	0.48%	\$89,382	\$101,793	\$25,088	\$41,827	41.09%
33	ADDISON INSURANCE COMPANY	0.46%	\$85,907	\$82,916	\$0	\$0	0.00%
34	XL INSURANCE AMERICA INC	0.46%	\$84,949	\$93,576	\$0	-\$379	-0.41%
35	TRUCK INSURANCE EXCHANGE	0.42%	\$78,967	\$79,166	\$0	-\$49	-0.06%
36	FEDERATED SERVICE INSURANCE COMPANY	0.41%	\$76,648	\$79,447	\$2,685	-\$7,315	-9.21%
37	GRANITE STATE INSURANCE COMPANY	0.39%	\$73,606	\$70,777	\$8,145	\$9,059	12.80%
38	STATE AUTO PROPERTY & CASUALTY INSURANCE COI	0.32%	\$60,135	\$53,876	\$55,723	\$65,233	121.08%
39	UNION INSURANCE COMPANY OF PROVIDENCE	0.26%	\$48,530	\$35,874	\$0	\$1,076	3.00%
40	ST PAUL MERCURY INSURANCE COMPANY	0.26%	\$48,194	\$32,502	\$1,013	\$56,278	173.15%
41	WESTPORT INSURANCE CORPORATION	0.26%	\$47,694	\$41,164	\$0	\$4,714	11.45%
42	NATIONWIDE MUTUAL INSURANCE COMPANY	0.25%	\$47,278	\$44,440	\$3,000	\$3,859	8.68%
43	PENN MILLERS INSURANCE COMPANY	0.23%	\$43,428	\$32,069	\$0	\$0	0.00%
44	NATIONAL SURETY CORPORATION	0.23%	\$42,967	\$28,069	\$2,100	\$2,103	7.49%
45	GREAT AMERICAN INSURANCE COMPANY OF NEW YOF	0.21%	\$39,184	\$58,508	\$0	\$0	0.00%
46	BANCINSURE INC	0.20%	\$36,648	\$33,426	\$0	\$0	0.00%
47	AXIS INSURANCE COMPANY	0.18%	\$34,134	\$49,764	\$0	\$825	1.66%
48	ST PAUL PROTECTIVE INSURANCE COMPANY	0.18%	\$32,995	\$41,220	\$0	-\$281	-0.68%
49	BEAZLEY INSURANCE COMPANY INC	0.15%	\$27,516	\$23,748	\$0	-\$274	-1.15%
50	LUMBERMENS UNDERWRITING ALLIANCE	0.15%	\$27,306	\$16,650	\$0	\$0	0.00%
51	NEW HAMPSHIRE INSURANCE COMPANY	0.15%	\$27,083	\$22,269	\$5,701	\$7,346	32.99%
52	PRAETORIAN INSURANCE COMPANY	0.14%	\$25,846	\$32,401	-\$973	-\$1,671	-5.16%
53	FIREMANS FUND INSURANCE COMPANY	0.14%	\$25,395	\$39,274	\$0	\$8,665	22.06%
54	VERLAN FIRE INSURANCE COMPANY	0.13%	\$24,327	\$20,363	\$0	\$0	0.00%
55	ONEBEACON AMERICA INSURANCE COMPANY	0.11%	\$21,111	\$28,087	\$0	-\$276	-0.98%
56	INSURANCE COMPANY OF THE STATE OF PENNSYLVAI	0.09%	\$16,298	\$33,351	\$0	-\$295	-0.88%
57	CHARTER OAK FIRE INSURANCE CO THE	0.09%	\$16,174	\$25,767	\$0	\$714	2.77%
58	FLORISTS MUTUAL INSURANCE COMPANY	0.09%	\$16,071	\$15,714	\$0	\$0	0.00%
59	PACIFIC INDEMNITY COMPANY	0.09%	\$15,917	\$15,596	\$0	-\$921	-5.91%
60	SELECTIVE INSURANCE COMPANY OF AMERICA	0.08%	\$15,119	\$1,983	\$0	\$0	0.00%

**2009 PROPERTY/CASUALTY INSURANCE
TOTALS BY LINE OF BUSINESS - BOILER & MACHINERY**

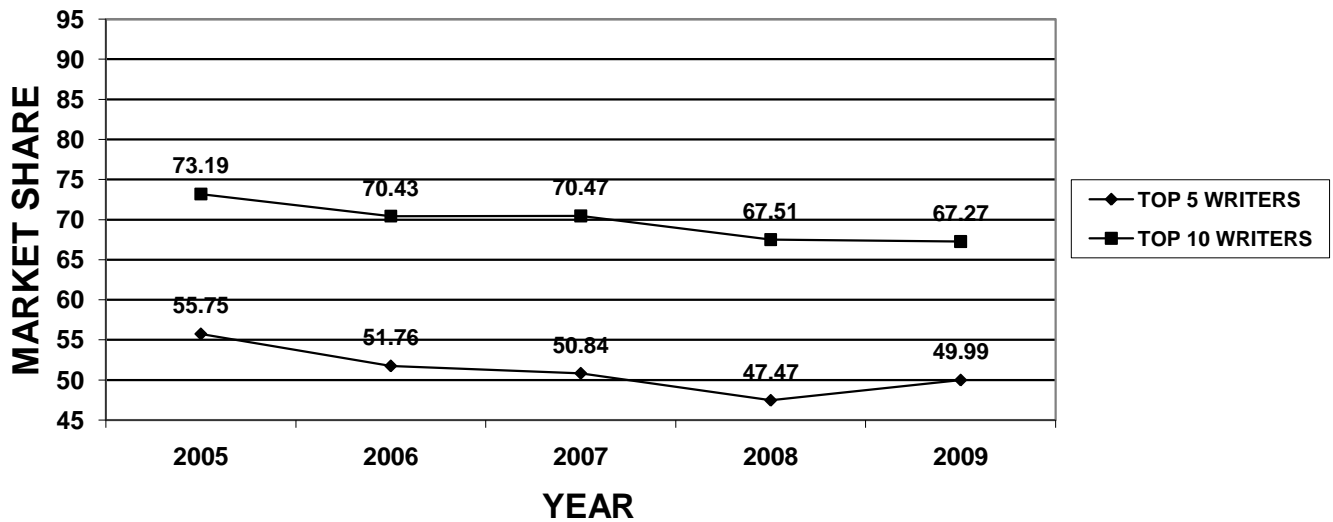
OBS	COMPANY NAME	MARKET SHARE	DIRECT PREMIUMS WRITTEN	DIRECT PREMIUMS EARNED	DIRECT LOSSES PAID	DIRECT LOSSES INCURRED	LOSS RATIO
61	STATE AUTOMOBILE MUTUAL INSURANCE COMPANY	0.08%	\$15,091	\$10,725	\$0	\$2,561	23.88%
62	SOMPO JAPAN INSURANCE COMPANY OF AMERICA	0.08%	\$14,818	\$13,483	\$0	-\$8,349	-61.92%
63	RLI INSURANCE COMPANY	0.08%	\$14,800	\$13,327	\$0	\$5,023	37.69%
64	TOKIO MARINE & NICHIDO FIRE INSURANCE CO LTD	0.08%	\$14,632	\$16,026	\$0	\$639	3.99%
65	NORTH POINTE INSURANCE COMPANY	0.08%	\$14,343	\$16,839	\$0	-\$1,898	-11.27%
66	TRAVELERS INDEMNITY COMPANY OF AMERICA	0.07%	\$13,783	\$20,515	\$0	\$27,904	136.02%
67	WEST BEND MUTUAL INSURANCE COMPANY	0.06%	\$11,225	\$2,861	\$0	\$1,000	34.95%
68	ST PAUL GUARDIAN INSURANCE COMPANY	0.06%	\$11,220	\$11,570	\$0	\$1,480	12.79%
69	WESTFIELD INSURANCE COMPANY	0.05%	\$9,187	\$6,613	\$0	\$0	0.00%
70	COOPERATIVE MUTUAL INSURANCE COMPANY	0.05%	\$9,074	\$6,908	\$0	\$0	0.00%
71	SELECTIVE INSURANCE COMPANY OF THE SOUTHEAS	0.05%	\$8,692	\$6,918	\$0	\$0	0.00%
72	AMERICAN STATES INSURANCE COMPANY	0.04%	\$7,871	\$5,720	\$0	-\$140	-2.45%
73	ALLSTATE INSURANCE COMPANY	0.04%	\$7,588	\$8,876	\$0	\$0	0.00%
74	PEERLESS INSURANCE COMPANY	0.03%	\$6,384	\$4,412	\$0	\$369	8.36%
75	DISCOVER PROPERTY AND CASUALTY INSURANCE CC	0.03%	\$6,237	\$6,222	\$0	-\$468	-7.52%
76	EMPLOYERS FIRE INSURANCE COMPANY	0.03%	\$6,137	\$6,619	\$0	-\$22	-0.33%
77	NETHERLANDS INSURANCE COMPANY THE	0.03%	\$6,020	\$3,218	\$0	\$419	13.02%
78	GREAT AMERICAN INSURANCE COMPANY	0.03%	\$5,590	\$4,336	\$0	\$0	0.00%
79	ILLINOIS NATIONAL INSURANCE COMPANY	0.03%	\$5,033	\$6,018	\$0	-\$91	-1.51%
80	PEERLESS INDEMNITY INSURANCE COMPANY	0.03%	\$4,817	\$1,214	\$0	\$335	27.59%
81	GENERAL INSURANCE COMPANY OF AMERICA	0.02%	\$3,671	\$4,021	\$0	-\$175	-4.35%
82	AMERICAN AUTOMOBILE INSURANCE COMPANY	0.02%	\$3,641	\$2,841	\$2,688	\$2,688	94.61%
83	MERIDIAN CITIZENS MUTUAL INSURANCE COMPANY	0.02%	\$3,588	\$1,377	\$0	\$0	0.00%
84	NATIONAL CASUALTY COMPANY	0.02%	\$3,021	\$1,760	\$0	\$808	45.91%
85	HAWKEYE SECURITY INSURANCE COMPANY	0.01%	\$2,665	\$1,387	\$0	\$0	0.00%
86	HANOVER INSURANCE COMPANY THE	0.01%	\$2,654	\$10,318	\$0	\$0	0.00%
87	MIDWESTERN INDEMNITY COMPANY THE	0.01%	\$2,649	\$1,115	\$0	\$0	0.00%
88	GREAT AMERICAN ALLIANCE INSURANCE COMPANY	0.01%	\$2,638	\$2,698	\$0	\$0	0.00%
89	CONTINENTAL INSURANCE COMPANY THE	0.01%	\$2,517	\$3,494	\$0	-\$2,986	-85.46%
90	NATIONAL TRUST INSURANCE COMPANY	0.01%	\$2,305	\$2,537	\$0	\$22	0.87%
91	MASSACHUSETTS BAY INSURANCE COMPANY	0.01%	\$2,291	\$1,441	\$0	\$0	0.00%
92	COLUMBIA MUTUAL INSURANCE COMPANY	0.01%	\$2,286	\$1,867	\$0	\$0	0.00%
93	AMERICAN ECONOMY INSURANCE COMPANY	0.01%	\$1,704	\$4,976	\$0	-\$347	-6.97%
94	T H E INSURANCE COMPANY	0.01%	\$1,507	\$1,399	\$0	-\$47	-3.36%
95	PROPERTY & CASUALTY INSURANCE COMPANY OF HA	0.01%	\$1,464	\$1,937	\$0	-\$165	-8.52%
96	NATIONWIDE AGRIBUSINESS INSURANCE COMPANY	0.01%	\$1,433	\$1,131	\$0	\$50	4.42%
97	ALLIED PROPERTY & CASUALTY INSURANCE COMPAN	0.01%	\$1,283	\$209	\$0	\$16	7.66%
98	SCOTTSDALE INDEMNITY COMPANY	0.01%	\$1,237	\$1,225	\$0	-\$143	-11.67%
99	AMERICAN INSURANCE COMPANY THE	0.01%	\$1,193	\$467	\$0	\$0	0.00%
100	FIRST NATIONAL INSURANCE COMPANY OF AMERICA	0.01%	\$1,169	\$1,173	\$0	-\$37	-3.15%
101	LIBERTY MUTUAL FIRE INSURANCE COMPANY	0.00%	\$900	\$301	\$0	\$174	57.81%
102	INDEMNITY INSURANCE COMPANY OF NORTH AMERIC	0.00%	\$869	\$322	\$0	-\$44	-13.66%
103	ACCEPTANCE INDEMNITY INSURANCE CO	0.00%	\$724	\$724	\$0	\$3	0.41%
104	GREAT AMERICAN ASSURANCE COMPANY	0.00%	\$522	\$427	\$0	\$0	0.00%
105	HARTFORD UNDERWRITERS INSURANCE COMPANY	0.00%	\$462	\$511	\$0	\$0	0.00%
106	FIDELITY AND DEPOSIT COMPANY MARYLAND	0.00%	\$354	\$645	\$0	-\$600	-93.02%
107	TWIN CITY FIRE INSURANCE COMPANY	0.00%	\$302	\$1,337	\$0	\$4	0.30%
108	OCCIDENTAL FIRE & CASUALTY COMPANY OF NORTH	0.00%	\$254	\$859	\$0	\$0	0.00%
109	FCCI INSURANCE COMPANY	0.00%	\$215	\$123	\$0	\$1	0.81%
110	AXIS REINSURANCE COMPANY	0.00%	\$207	\$346	\$0	-\$6,406	-1851.45%
111	FARMERS INSURANCE EXCHANGE	0.00%	\$160	\$393	\$0	-\$44	-11.20%
112	WEST AMERICAN INSURANCE COMPANY	0.00%	\$128	\$128	\$0	\$0	0.00%
113	NATIONAL AMERICAN INSURANCE COMPANY	0.00%	\$125	\$53	\$0	\$0	0.00%
114	HARTFORD CASUALTY INSURANCE CO	0.00%	\$82	\$103	\$5,379	\$5,397	5239.81%
115	AMERICAN ZURICH INSURANCE COMPANY	0.00%	\$52	\$25	\$0	-\$113	-452.00%
116	CITIZENS INSURANCE COMPANY OF AMERICA	0.00%	\$22	\$80	\$0	\$0	0.00%
117	FIRST NONPROFIT INSURANCE COMPANY	0.00%	\$1	\$0	\$0	\$0	N/A
118	ACE AMERICAN INSURANCE COMPANY	0.00%	\$0	\$252	\$0	-\$777	-308.33%
119	ACE FIRE UNDERWRITERS INSURANCE COMPANY	0.00%	\$0	\$0	\$0	-\$221	N/A

**2009 PROPERTY/CASUALTY INSURANCE
TOTALS BY LINE OF BUSINESS - BOILER & MACHINERY**

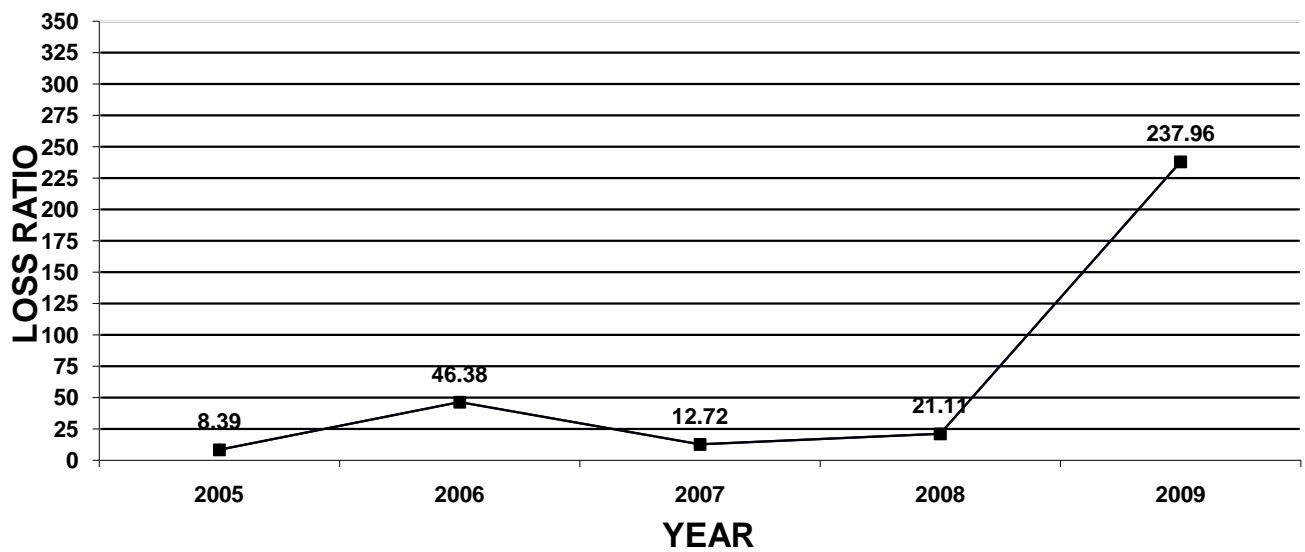
OBS	COMPANY NAME	MARKET SHARE	DIRECT PREMIUMS WRITTEN	DIRECT PREMIUMS EARNED	DIRECT LOSSES PAID	DIRECT LOSSES INCURRED	LOSS RATIO
120	ACE PROPERTY AND CASUALTY INSURANCE COMPAN'	0.00%	\$0	\$237	\$0	-\$374	-157.81%
121	AMERICAN HOME ASSURANCE COMPANY	0.00%	\$0	\$0	\$0	-\$2,547	N/A
122	ARCH INSURANCE COMPANY	0.00%	\$0	\$0	\$0	-\$2	N/A
123	ARROWOOD INDEMNITY COMPANY	0.00%	\$0	\$0	\$0	-\$560	N/A
124	ATLANTIC SPECIALTY INSURANCE COMPANY	0.00%	\$0	\$0	\$0	\$38	N/A
125	CHARTIS CASUALTY COMPANY	0.00%	\$0	\$0	\$0	-\$8	N/A
126	EMPLOYERS INSURANCE COMPANY OF WAUSAU	0.00%	\$0	\$0	\$0	\$2	N/A
127	FIDELITY & GUARANTY INSURANCE UNDERWRITERS	0.00%	\$0	\$0	\$0	-\$29,055	N/A
128	FIDELITY AND GUARANTY INSURANCE COMPANY	0.00%	\$0	\$0	\$0	-\$19,458	N/A
129	GERLING AMERICA INSURANCE COMPANY	0.00%	\$0	\$0	\$0	\$49	N/A
130	GREENWICH INSURANCE COMPANY	0.00%	\$0	\$0	\$0	\$6	N/A
131	HUDSON INSURANCE COMPANY	0.00%	\$0	\$0	\$0	\$188	N/A
132	INSURANCE COMPANY OF THE WEST	0.00%	\$0	\$217	\$0	\$0	0.00%
133	MID CENTURY INSURANCE COMPANY	0.00%	\$0	\$0	\$0	\$5	N/A
134	NIPPONKOA INSURANCE COMPANY LIMITED (US BRAN	0.00%	\$0	\$0	\$0	-\$113	N/A
135	OHIO CASUALTY INSURANCE COMPANY	0.00%	\$0	\$401	\$0	\$0	0.00%
136	ONEBEACON INSURANCE COMPANY	0.00%	\$0	\$1,078	\$0	-\$55	-5.10%
137	SENTRY INSURANCE A MUTUAL COMPANY	0.00%	\$0	\$0	\$0	-\$20	N/A
138	STONINGTON INSURANCE COMPANY	0.00%	\$0	\$20,133	\$0	\$396	1.97%
139	UNITED STATES FIDELITY & GUARANTY COMPANY	0.00%	\$0	\$0	\$0	-\$26,494	N/A
140	WAUSAU BUSINESS INSURANCE COMPANY	0.00%	\$0	\$0	\$0	\$3	N/A
141	WESTCHESTER FIRE INSURANCE COMPANY	0.00%	\$0	\$0	\$0	\$0	N/A
142	ZURICH AMERICAN INSURANCE COMPANY OF ILLINOIS	0.00%	\$0	\$1,650	\$0	-\$285	-17.27%
143	CHARTIS PROPERTY CASUALTY COMPANY	0.00%	-\$264	\$12,787	\$0	-\$3,664	-28.65%
144	CHRYSLER INSURANCE COMPANY	0.00%	-\$706	-\$706	\$0	\$0	0.00%
TOTAL		100.00%	\$18,653,905	\$18,691,900	\$49,196,986	\$44,479,948	237.96%

MISSOURI BOILER & MACHINERY INSURANCE

MARKET SHARE OF TOP 5 AND TOP 10 WRITERS



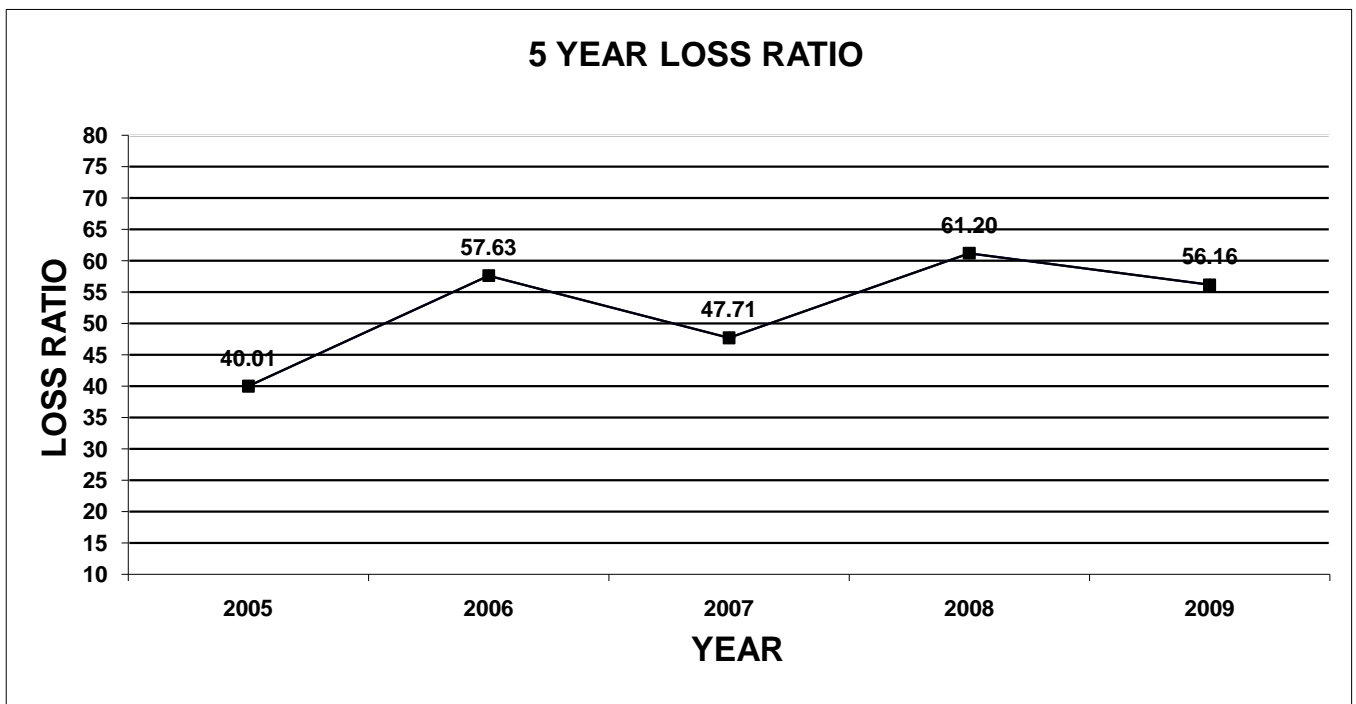
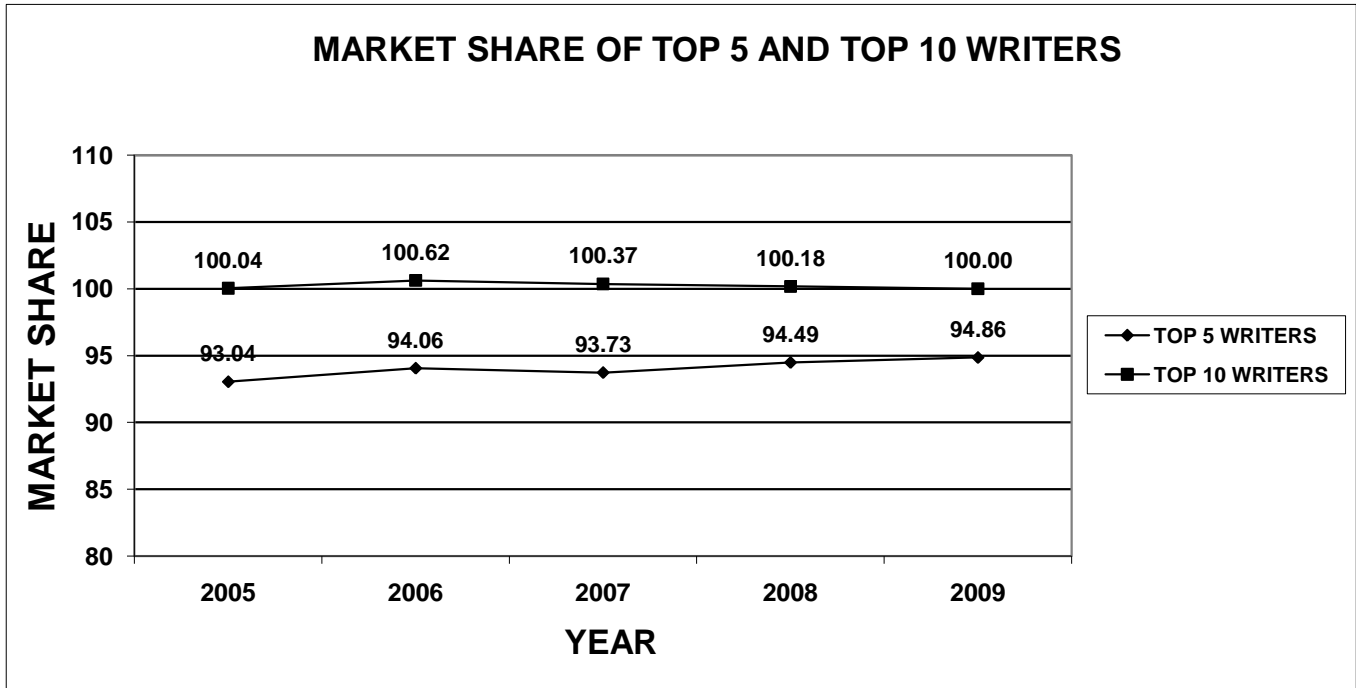
5 YEAR LOSS RATIO



**2009 PROPERTY/CASUALTY INSURANCE
TOTALS BY LINE OF BUSINESS - CREDIT PROPERTY (Excluding V.S.I.)**

OBS	COMPANY NAME	MARKET SHARE	DIRECT PREMIUMS WRITTEN	DIRECT PREMIUMS EARNED	DIRECT LOSSES PAID	DIRECT LOSSES INCURRED	LOSS RATIO
1	STATE NATIONAL INSURANCE COMPANY INC	56.77%	\$5,428,598	\$5,806,572	\$2,815,946	\$2,901,446	49.97%
2	AMERICAN BANKERS INSURANCE COMPANY OF FLORIDA	15.30%	\$1,462,924	\$1,533,907	\$661,685	\$761,875	49.67%
3	FIRST COLONIAL INSURANCE COMPANY	11.50%	\$1,099,530	\$2,536,663	\$2,646,246	\$2,635,654	103.90%
4	AMERICAN FEDERATED INSURANCE COMPANY	6.38%	\$609,934	\$302,766	\$39,792	\$42,402	14.00%
5	ACE AMERICAN INSURANCE COMPANY	4.91%	\$469,858	\$471,435	\$48,100	\$25,657	5.44%
6	GREAT AMERICAN INSURANCE COMPANY	4.40%	\$420,504	\$246,513	\$0	-\$240,612	-97.61%
7	WESCO INSURANCE COMPANY	0.62%	\$59,749	\$59,749	\$0	\$2,552	4.27%
8	AMERICAN NATIONAL PROPERTY & CASUALTY COMPANY	0.18%	\$16,972	\$41,754	\$28,450	\$27,154	65.03%
9	AMERICAN GENERAL INDEMNITY COMPANY	0.00%	\$0	\$20,006	\$0	\$0	0.00%
10	INSURANCE COMPANY OF NORTH AMERICA	0.00%	\$0	\$0	\$0	-\$85	N/A
11	TRITON INSURANCE COMPANY	0.00%	\$0	\$0	\$0	-\$6	N/A
12	VIRGINIA SURETY COMPANY INC	0.00%	-\$85	\$2,609	\$0	\$0	0.00%
13	NORTHBROOK INDEMNITY COMPANY	-0.06%	-\$5,622	-\$5,218	\$31,213	\$31,160	-597.16%
	TOTAL	100.00%	\$9,562,362	\$11,016,756	\$6,271,432	\$6,187,197	56.16%

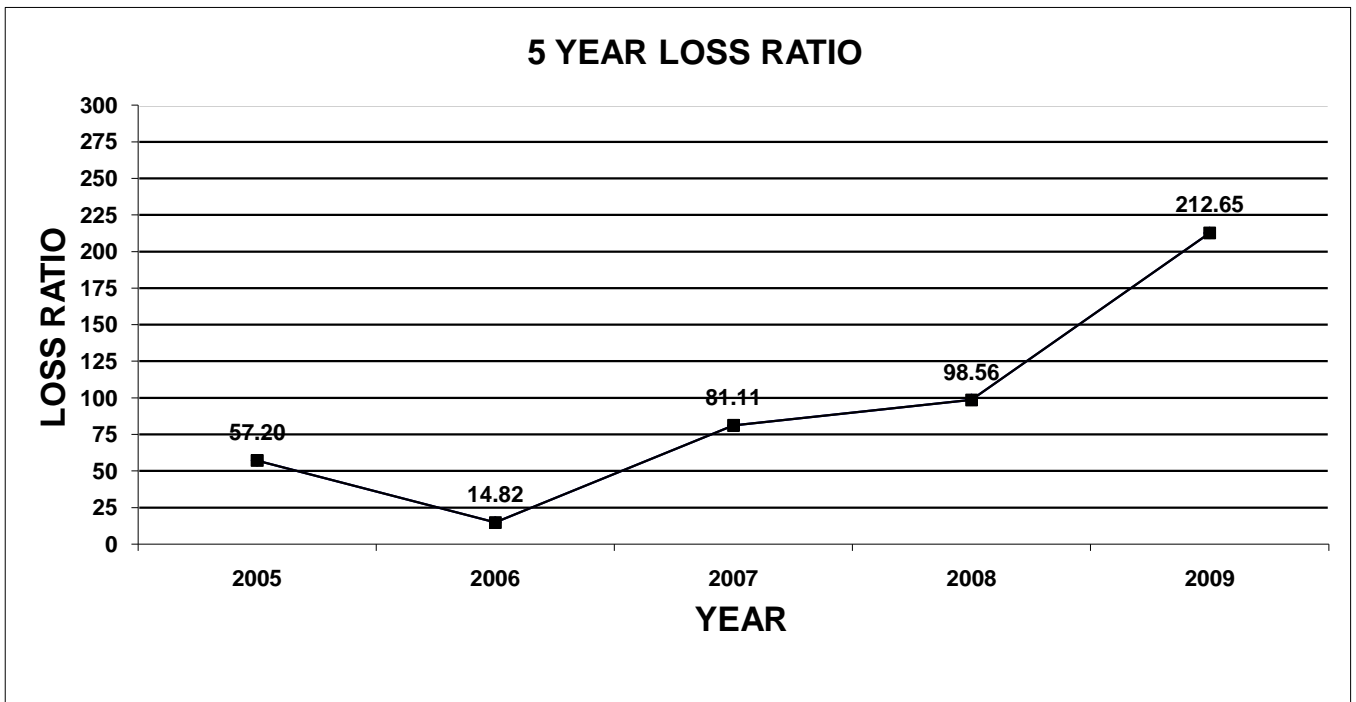
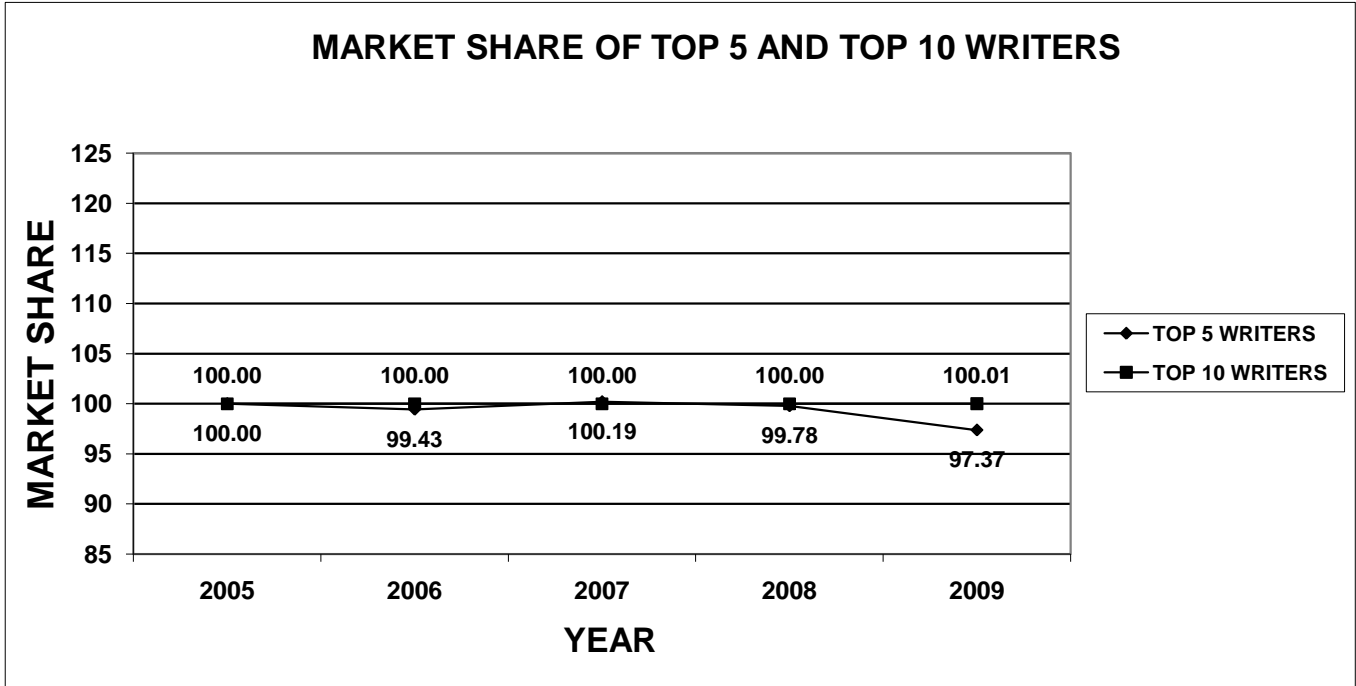
MISSOURI CREDIT PROPERTY (Excluding V.S.I.) INSURANCE



**2009 PROPERTY/CASUALTY INSURANCE
TOTALS BY LINE OF BUSINESS - CREDIT CASUALTY**

OBS	COMPANY NAME	MARKET SHARE	DIRECT PREMIUMS WRITTEN	DIRECT PREMIUMS EARNED	DIRECT LOSSES PAID	DIRECT LOSSES INCURRED	LOSS RATIO
1	OLD REPUBLIC INSURANCE COMPANY	82.56%	\$17,848,342	\$18,075,662	\$48,382,881	\$44,743,980	247.54%
2	EULER HERMES AMERICAN CREDIT INDEMNITY COM	7.32%	\$1,582,313	\$1,636,089	\$1,255,553	\$1,397,524	85.42%
3	ATRADIUS TRADE CREDIT INSURANCE INC	5.08%	\$1,099,122	\$1,261,708	\$815,147	-\$178,831	-14.17%
4	AMERICAN RELIABLE INSURANCE COMPANY	1.21%	\$261,720	\$298,404	\$233,299	\$281,883	94.46%
5	EMPLOYERS FIRE INSURANCE COMPANY	1.19%	\$257,374	\$261,409	\$100,674	\$100,620	38.49%
6	CONTINENTAL CASUALTY COMPANY	1.04%	\$225,764	\$672,169	\$809,486	\$1,055,509	157.03%
7	UNITED GUARANTY RESIDENTIAL INSURANCE OF N	0.73%	\$158,443	\$184,417	\$116,733	\$134,155	72.75%
8	GENWORTH HOME EQUITY INSURANCE CORPORAT	0.44%	\$94,273	\$94,273	\$596,206	\$493,910	523.91%
9	KNIGHTBROOK INSURANCE COMPANY	0.42%	\$91,419	\$60,337	\$23,749	\$56,418	93.50%
10	AMERICAN BANKERS INSURANCE COMPANY OF FL	0.00%	\$413	\$413	\$1,516	\$1,932	467.80%
11	STONEBRIDGE CASUALTY INSURANCE COMPANY	-0.01%	-\$1,644	\$74,868	\$26,392	\$14,228	19.00%
	TOTAL	100.00%	\$21,617,539	\$22,619,749	\$52,361,636	\$48,101,328	212.65%

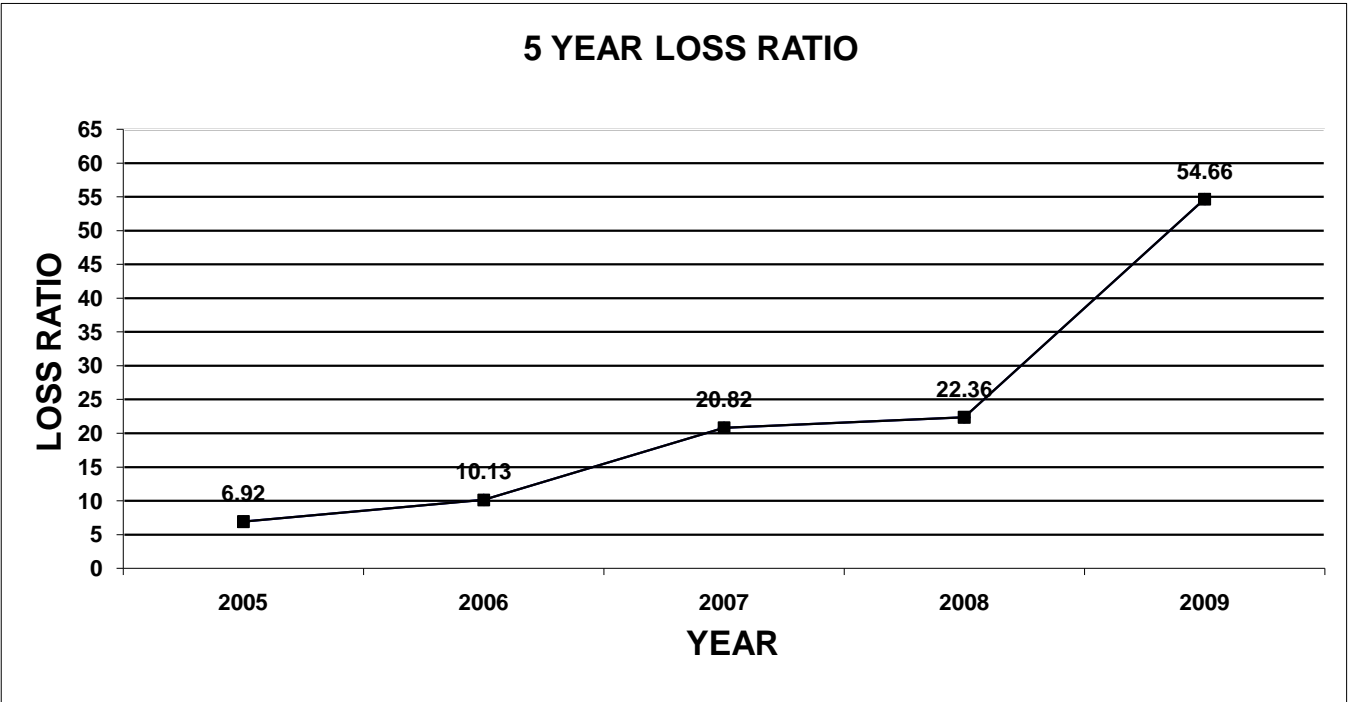
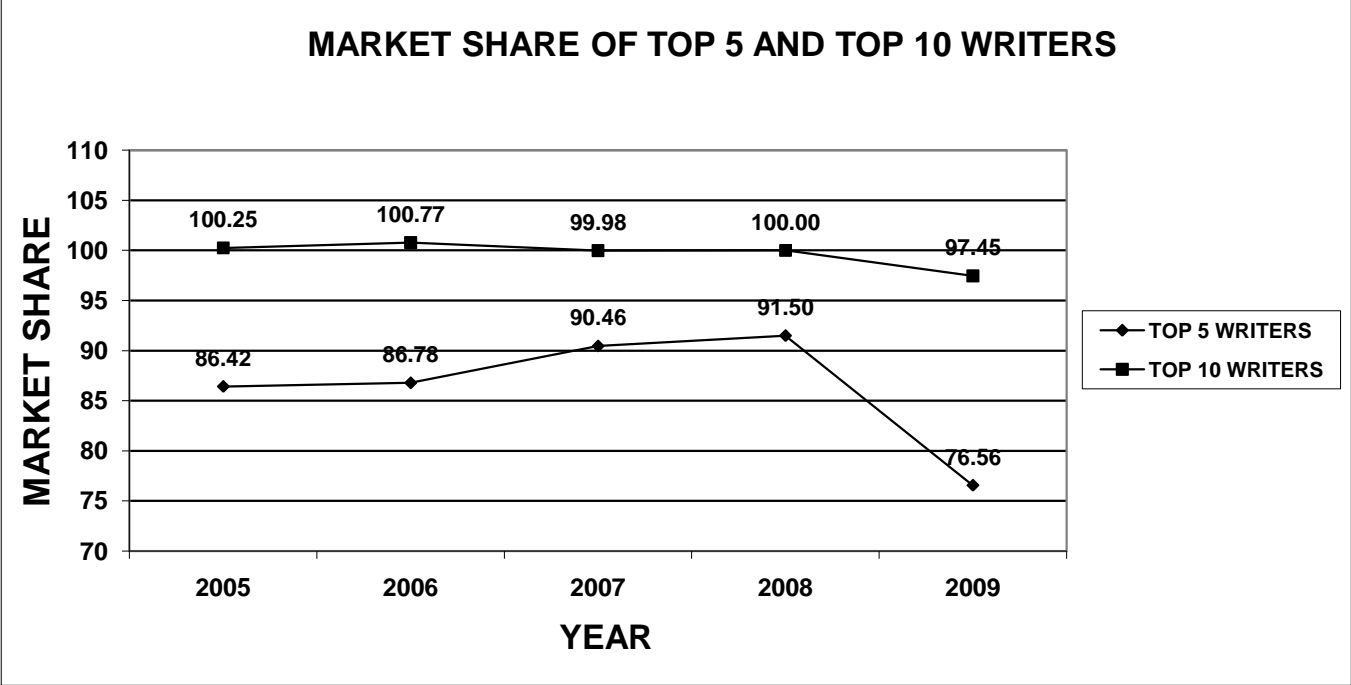
MISSOURI CREDIT CASUALTY INSURANCE



**2009 PROPERTY/CASUALTY INSURANCE
TOTALS BY LINE OF BUSINESS - CREDIT UNEMPLOYMENT**

OBS	COMPANY NAME	MARKET SHARE	DIRECT PREMIUMS WRITTEN	DIRECT PREMIUMS EARNED	DIRECT LOSSES PAID	DIRECT LOSSES INCURRED	LOSS RATIO
1	AMERICAN BANKERS INSURANCE COMPANY OF FL	28.36%	\$1,178,110	\$1,178,609	\$497,159	\$563,284	47.79%
2	CENTRAL STATES INDEMNITY COMPANY OF OMAH	19.95%	\$828,907	\$828,907	\$124,207	\$166,736	20.12%
3	TRITON INSURANCE COMPANY	12.50%	\$519,267	\$769,803	\$671,266	\$886,097	115.11%
4	AMERICAN SECURITY INSURANCE COMPANY	10.04%	\$417,234	\$417,234	\$385,398	\$236,480	56.68%
5	WESCO INSURANCE COMPANY	5.71%	\$237,223	\$532,133	\$155,552	\$144,329	27.12%
6	HSBC INSURANCE COMPANY OF DELAWARE	5.24%	\$217,600	\$218,027	\$131,225	\$190,284	87.28%
7	YOSEMITE INSURANCE COMPANY	4.90%	\$203,671	\$284,032	\$238,623	\$253,971	89.42%
8	CENTURION CASUALTY COMPANY	4.34%	\$180,300	\$180,300	\$18,995	\$70,995	39.38%
9	STONEBRIDGE CASUALTY INSURANCE COMPANY	3.90%	\$162,094	\$162,094	\$36,802	\$48,467	29.90%
10	STANDARD GUARANTY INSURANCE COMPANY	2.51%	\$104,187	\$104,187	\$74,273	\$40,617	38.98%
11	BALBOA INSURANCE COMPANY	2.02%	\$83,941	\$83,941	\$3,931	\$7,694	9.17%
12	ZALE INDEMNITY COMPANY	0.46%	\$19,309	\$19,309	\$3,437	\$4,229	21.90%
13	AMERICAN NATIONAL PROPERTY & CASUALTY CON	0.06%	\$2,567	\$2,567	\$0	\$0	0.00%
TOTAL		100.00%	\$4,154,410	\$4,781,143	\$2,340,868	\$2,613,183	54.66%

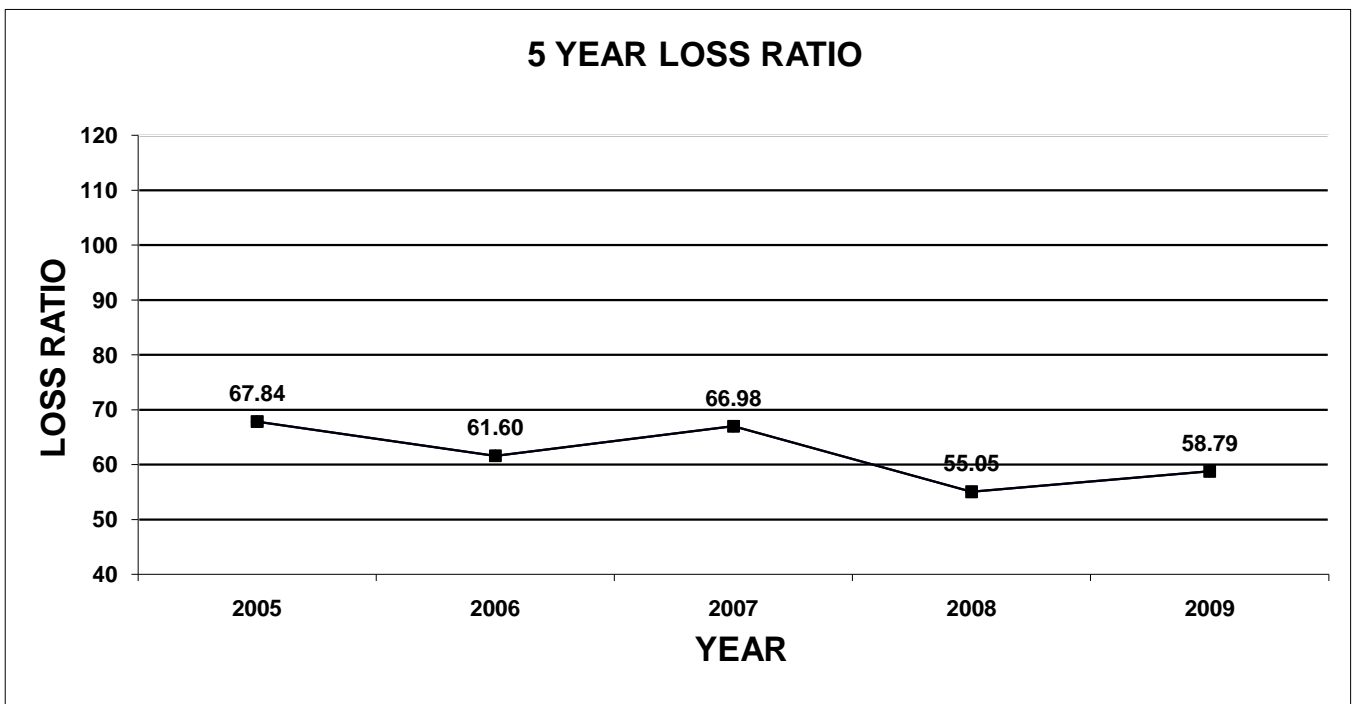
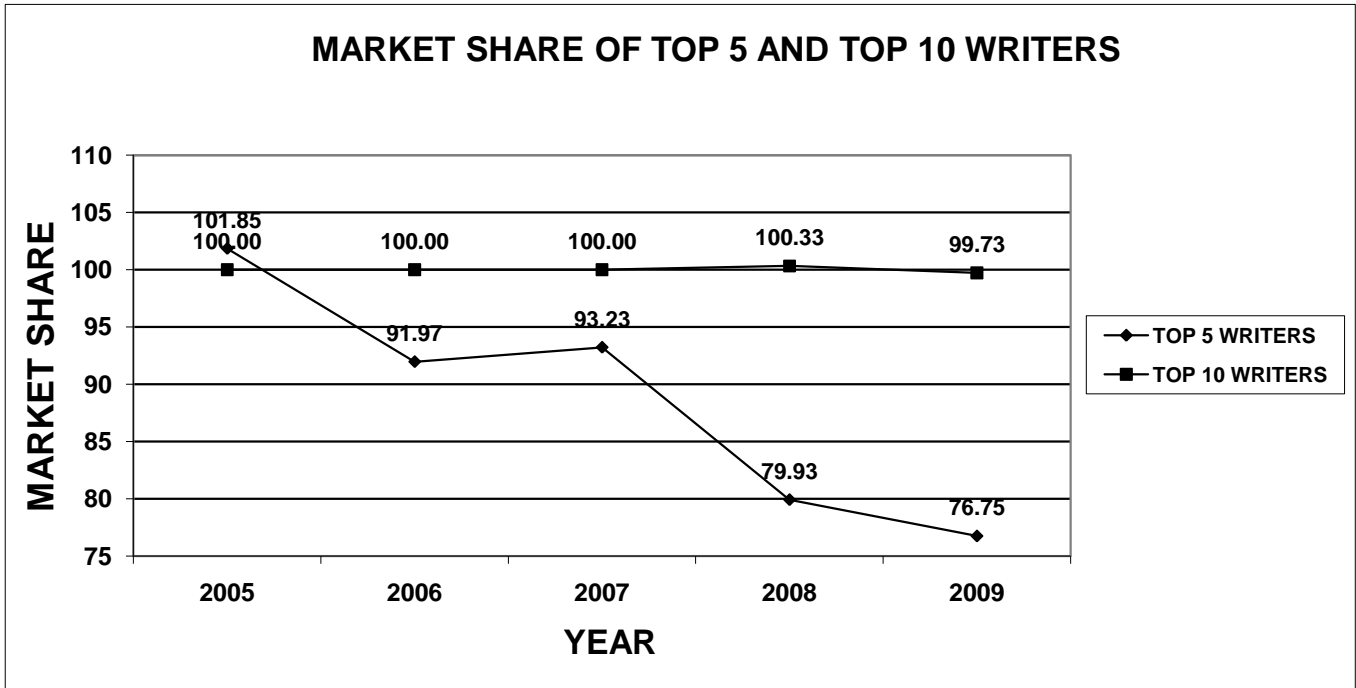
MISSOURI CREDIT UNEMPLOYMENT INSURANCE



**2009 PROPERTY/CASUALTY INSURANCE
TOTALS BY LINE OF BUSINESS - VENDOR/LENDERS SINGLE INTEREST, COLLATERAL PROT. ETC.**

OBS	COMPANY NAME	MARKET SHARE	DIRECT PREMIUMS WRITTEN	DIRECT PREMIUMS EARNED	DIRECT LOSSES PAID	DIRECT LOSSES INCURRED	LOSS RATIO
1	AMERICAN ROAD INSURANCE COMPANY	30.01%	\$2,132,449	\$2,132,449	\$974,438	\$1,027,030	48.16%
2	GREAT AMERICAN ASSURANCE COMPANY	14.39%	\$1,022,225	\$1,086,567	\$1,275,235	\$1,282,396	118.02%
3	AMERICAN NATIONAL PROPERTY & CASUALTY CON	10.92%	\$776,051	\$733,890	\$170,350	\$183,024	24.94%
4	GREAT AMERICAN INSURANCE COMPANY	10.72%	\$761,829	\$930,973	\$319,849	\$265,110	28.48%
5	GREAT AMERICAN ALLIANCE INSURANCE COMPAN)	10.71%	\$761,256	\$757,507	\$745,424	\$734,812	97.00%
6	OLD UNITED CASUALTY COMPANY	6.94%	\$492,920	\$559,377	\$526,341	\$499,657	89.32%
7	ARCH INSURANCE COMPANY	6.87%	\$488,064	\$212,970	\$50,650	\$54,094	25.40%
8	QBE INSURANCE CORPORATION	4.05%	\$287,670	\$178,675	\$0	\$59,782	33.46%
9	U S SPECIALTY INSURANCE COMPANY	4.02%	\$285,316	\$297,844	\$0	-\$24,873	-8.35%
10	BANCINSURE INC	1.11%	\$78,526	\$78,528	\$22,345	\$16,454	20.95%
11	GREAT AMERICAN SPIRIT INSURANCE COMPANY	0.32%	\$22,712	\$4,094	\$0	\$0	0.00%
12	GREAT AMERICAN INSURANCE COMPANY OF NEW \	0.01%	\$526	\$74	\$0	\$0	0.00%
13	LYNDON PROPERTY INSURANCE COMPANY	-0.05%	-\$3,901	-\$3,901	\$17	-\$276	7.08%
	TOTAL	100.00%	\$7,105,643	\$6,969,047	\$4,084,649	\$4,097,210	58.79%

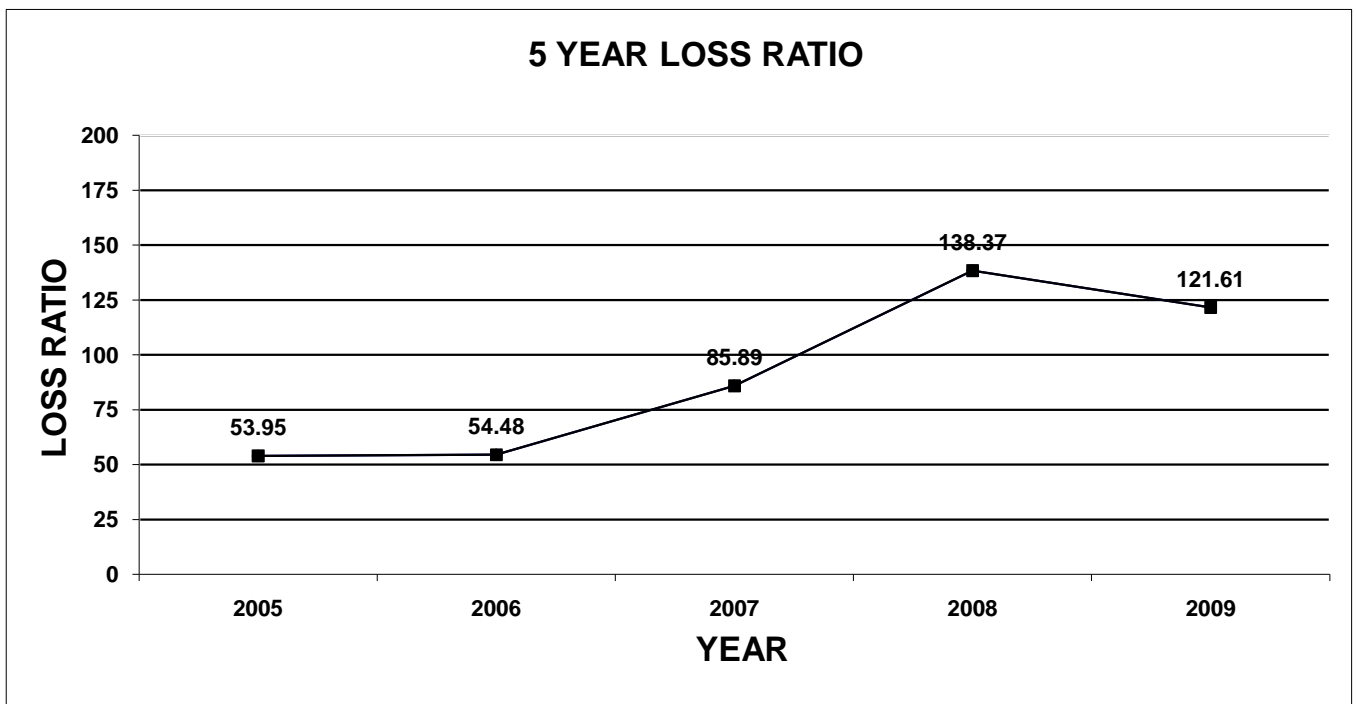
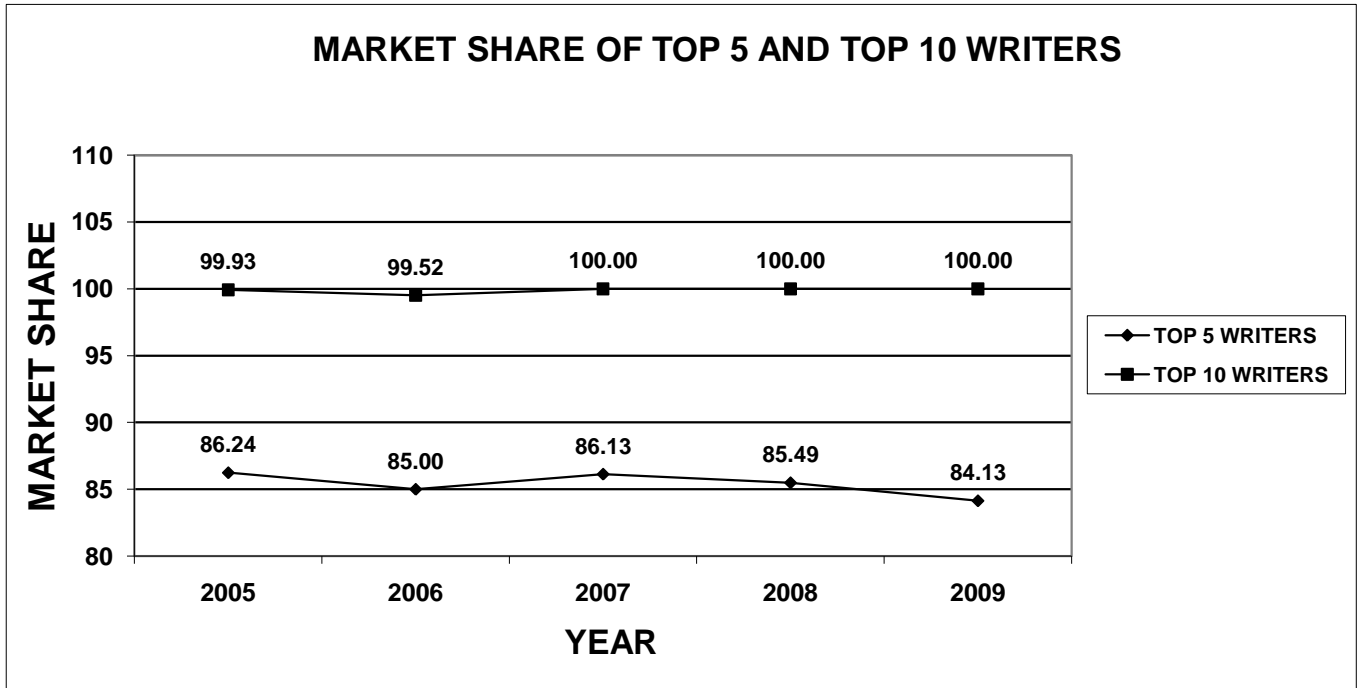
MISSOURI CREDIT INSURANCE
(Vender/Lenders Single Interest, Collateral Protection, etc.)



**2009 PROPERTY/CASUALTY INSURANCE
TOTALS BY LINE OF BUSINESS - MORTGAGE GUARANTY**

OBS	COMPANY NAME	MARKET SHARE	DIRECT PREMIUMS WRITTEN	DIRECT PREMIUMS EARNED	DIRECT LOSSES PAID	DIRECT LOSSES INCURRED	LOSS RATIO
1	MORTGAGE GUARANTY INSURANCE CORPORATION	25.53%	\$26,027,880	\$27,392,641	\$28,118,438	\$23,283,744	85.00%
2	UNITED GUARANTY RESIDENTIAL INSURANCE COMPANY	16.49%	\$16,806,291	\$16,791,278	\$10,090,439	\$30,345,935	180.72%
3	GENWORTH MORTGAGE INSURANCE CORPORATION	15.45%	\$15,752,899	\$16,363,864	\$14,318,851	\$22,542,730	137.76%
4	PMI MORTGAGE INSURANCE COMPANY	14.06%	\$14,327,381	\$13,674,023	\$11,704,791	\$10,450,993	76.43%
5	REPUBLIC MORTGAGE INSURANCE COMPANY	12.60%	\$12,847,120	\$12,478,522	\$8,819,858	\$15,463,459	123.92%
6	RADIAN GUARANTY INC	12.52%	\$12,762,929	\$14,016,568	\$14,785,849	\$21,471,596	153.19%
7	CMG MORTGAGE INSURANCE COMPANY	2.09%	\$2,135,456	\$2,171,831	\$871,141	\$1,391,212	64.06%
8	TRIAD GUARANTY INSURANCE CORPORATION	0.71%	\$721,752	\$782,684	\$310,255	\$607,232	77.58%
9	UNITED GUARANTY MORTGAGE INDEMNITY COMPANY	0.33%	\$337,831	\$338,356	\$22,064	\$352,418	104.16%
10	GENWORTH RESIDENTIAL MORTGAGE INSURANCE CORP	0.21%	\$211,595	\$322,754	\$189,809	\$977,649	302.91%
11	GENWORTH RESIDENTIAL MORTGAGE ASSURANCE CORP	0.00%	\$1,102	\$1,267	\$0	\$0	0.00%
12	CMG MORTGAGE ASSURANCE COMPANY	0.00%	\$1,078	\$1,078	\$0	\$0	0.00%
13	MGIC INDEMNITY CORPORATION	0.00%	\$568	\$644	\$0	-\$3,046	-472.98%
TOTAL		100.00%	\$101,933,882	\$104,335,510	\$89,231,495	\$126,883,922	121.61%

MISSOURI MORTGAGE GUARANTY INSURANCE

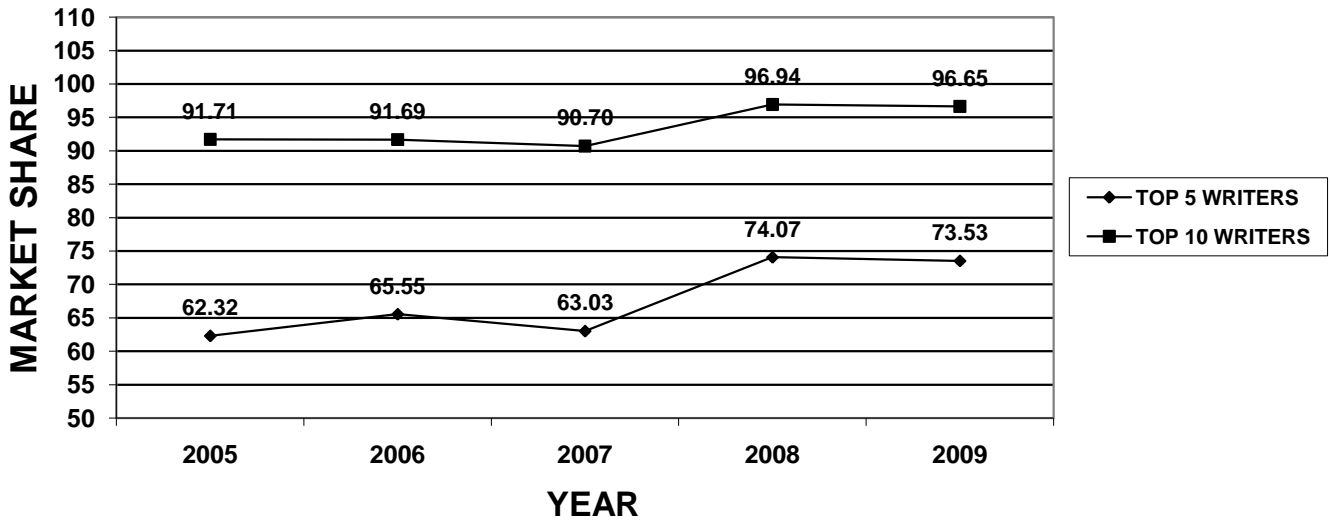


**2009 PROPERTY/CASUALTY INSURANCE
TOTALS BY LINE OF BUSINESS - TITLE**

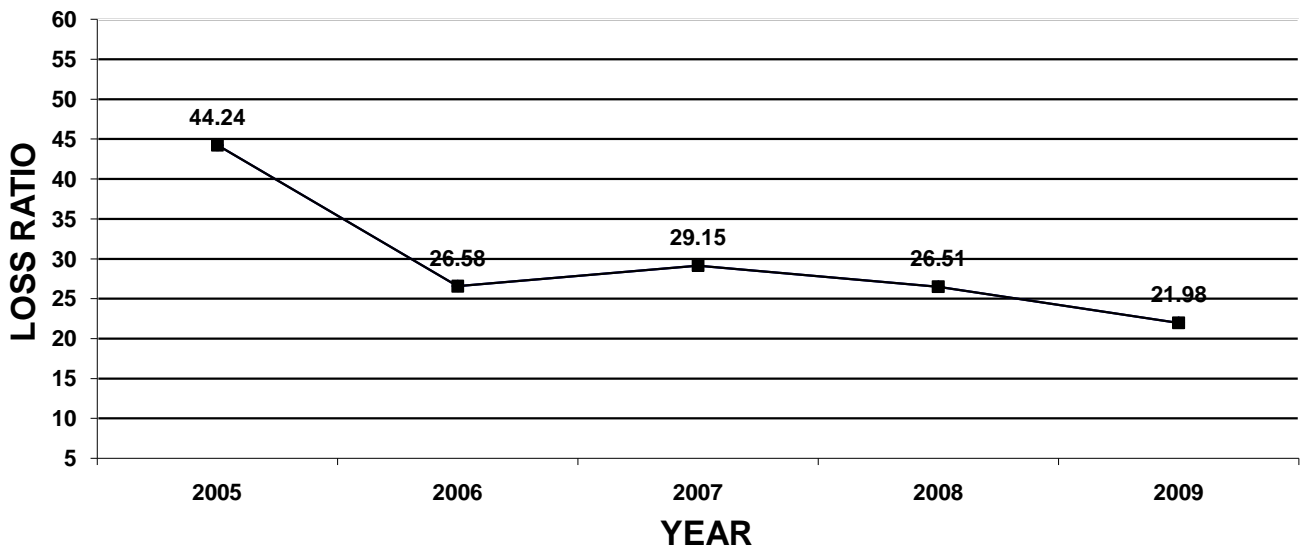
OBS	COMPANY NAME	MARKET SHARE	DIRECT PREMIUMS WRITTEN	DIRECT PREMIUMS EARNED	DIRECT LOSSES PAID	DIRECT LOSSES INCURRED	LOSS RATIO
1	FIRST AMERICAN TITLE INSURANCE COMPANY	21.42%	\$11,382,337	\$11,528,187	\$2,657,114	\$2,150,829	18.66%
2	CHICAGO TITLE INSURANCE COMPANY	20.09%	\$10,675,703	\$11,510,948	\$1,042,367	\$1,137,417	9.88%
3	STEWART TITLE GUARANTY COMPANY	12.97%	\$6,891,611	\$6,586,899	\$1,739,249	\$1,636,584	24.85%
4	OLD REPUBLIC NATIONAL TITLE INSURANCE COMP	11.33%	\$6,017,740	\$6,032,879	\$3,436,682	\$3,515,267	58.27%
5	COMMONWEALTH LAND TITLE INSURANCE COMPAI	7.71%	\$4,098,756	\$4,514,512	\$3,288,338	\$1,843,681	40.84%
6	LAWYERS TITLE INSURANCE CORPORATION	6.79%	\$3,607,022	\$3,791,846	\$2,422,792	\$966,469	25.49%
7	FIDELITY NATIONAL TITLE INSURANCE CO	6.32%	\$3,357,636	\$3,443,109	\$510,793	-\$233,944	-6.79%
8	AGENTS NATIONAL TITLE INSURANCE COMPANY	6.26%	\$3,327,388	\$2,509,752	\$183,212	\$344,987	13.75%
9	TICOR TITLE INSURANCE COMPANY	2.04%	\$1,085,597	\$1,148,161	\$136,763	\$269,657	23.49%
10	TICOR TITLE INSURANCE COMPANY OF FLORIDA	1.70%	\$905,797	\$954,964	\$205,547	\$61,925	6.48%
11	ALLIANT NATIONAL TITLE INSURANCE COMPANY	0.92%	\$488,899	\$432,443	\$1,025	\$1,025	0.24%
12	NATIONAL LAND TITLE INSURANCE COMPANY	0.86%	\$456,834	\$420,856	\$45,777	\$53,101	12.62%
13	DAKOTA HOMESTEAD TITLE INSURANCE COMPANY	0.84%	\$445,549	\$0	\$0	\$0	N/A
14	NATIONAL TITLE INSURANCE OF NEW YORK INC	0.30%	\$159,811	\$159,979	\$0	\$0	0.00%
15	INVESTORS TITLE INSURANCE COMPANY	0.18%	\$95,919	\$93,015	\$0	\$0	0.00%
16	COMMERCE TITLE INSURANCE COMPANY	0.14%	\$72,920	\$74,500	\$0	\$0	0.00%
17	AMERICAN GUARANTY TITLE INSURANCE COMPAN)	0.10%	\$52,699	\$47,743	\$0	\$0	0.00%
18	ENTITLE INSURANCE COMPANY	0.01%	\$4,733	\$0	\$0	\$0	N/A
19	SECURITY UNION TITLE INSURANCE COMPANY	0.00%	\$2,253	\$11,589	\$87,113	-\$41,593	-358.90%
	TOTAL	100.00%	\$53,129,204	\$53,261,382	\$15,756,772	\$11,705,405	21.98%

MISSOURI TITLE INSURANCE

MARKET SHARE OF TOP 5 AND TOP 10 WRITERS



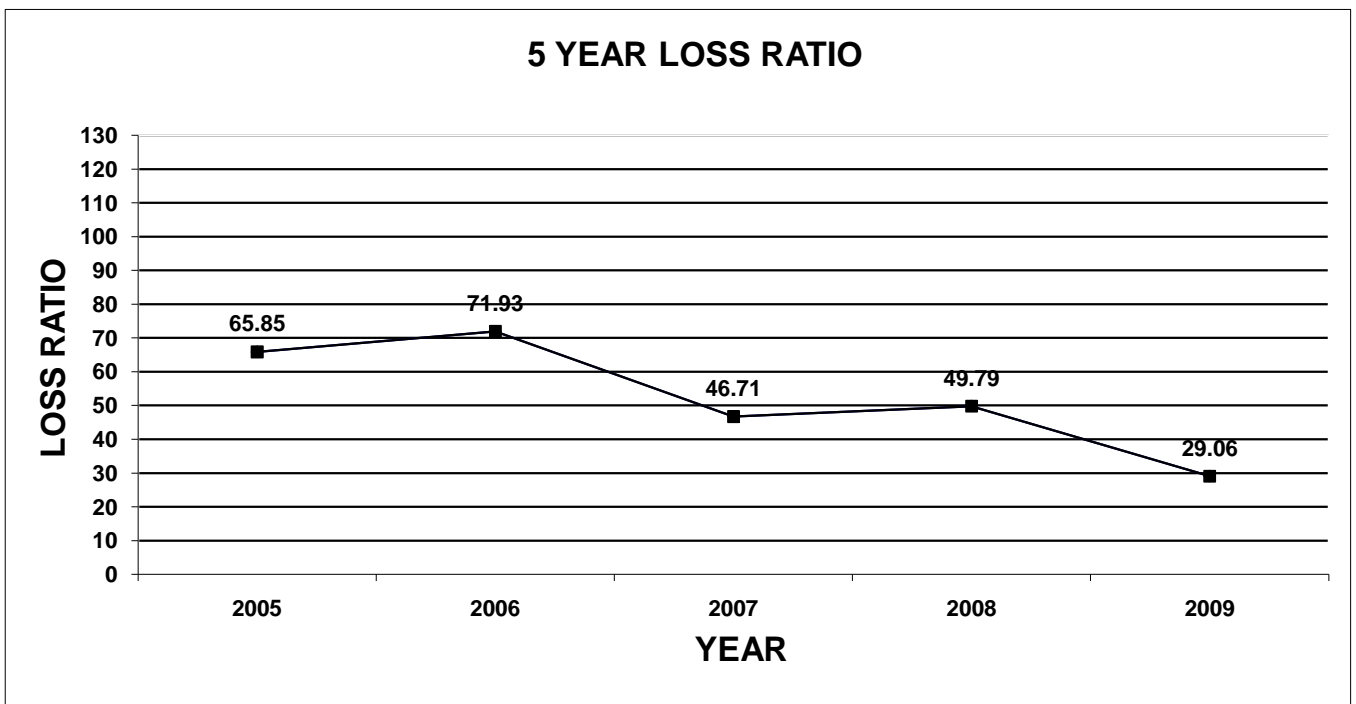
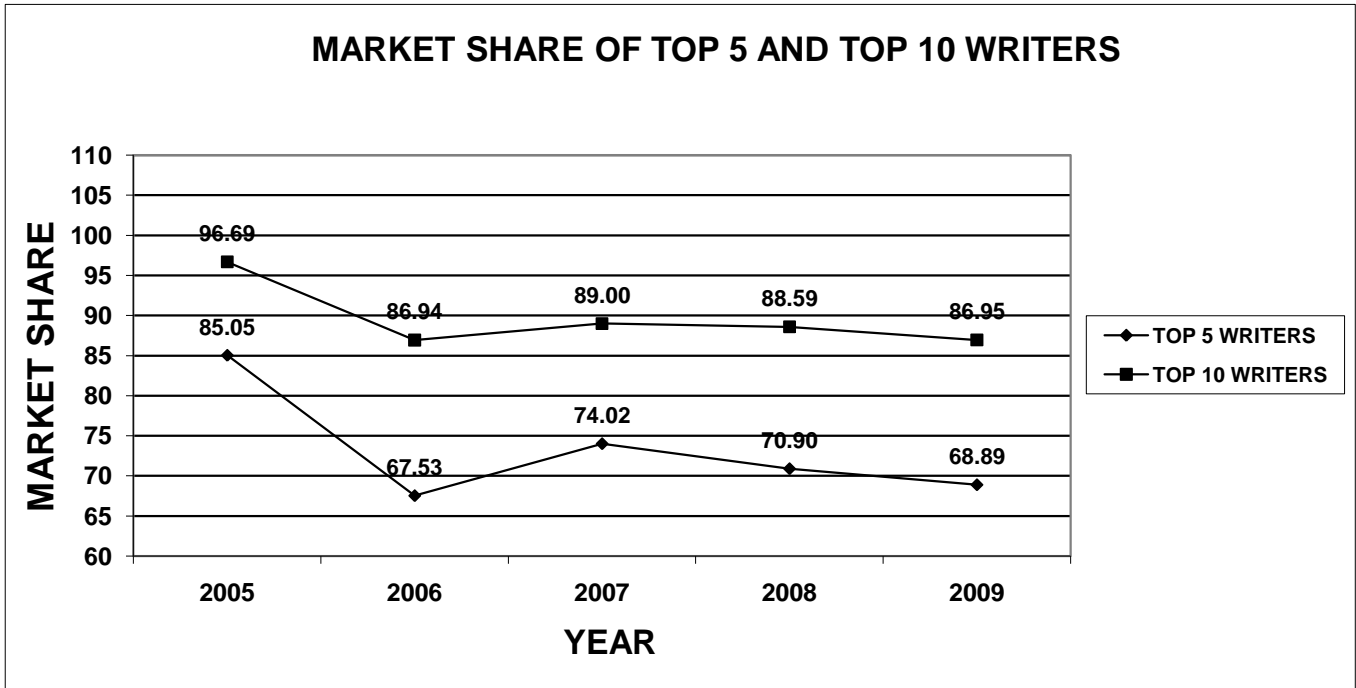
5 YEAR LOSS RATIO



2009 PROPERTY/CASUALTY INSURANCE
TOTALS BY LINE OF BUSINESS - PROFESSIONAL LIABILITY (excluding Lawyers Malpractice & Real Estate Malpractice)

OBS	COMPANY NAME	MARKET SHARE	DIRECT PREMIUMS WRITTEN	DIRECT PREMIUMS EARNED	DIRECT LOSSES PAID	DIRECT LOSSES INCURRED	LOSS RATIO
1	FEDERAL INSURANCE COMPANY	34.59%	\$22,513,885	\$23,932,696	\$1,471,353	\$3,185,347	13.31%
2	XL SPECIALTY INSURANCE COMPANY	12.83%	\$8,349,735	\$9,172,474	\$5,191,750	-\$285,466	-3.11%
3	ST PAUL MERCURY INSURANCE COMPANY	9.91%	\$6,451,164	\$7,214,220	\$386,233	\$1,156,622	16.03%
4	EXECUTIVE RISK INDEMNITY INC	7.13%	\$4,643,690	\$4,905,463	\$6,428,886	\$1,475,518	30.08%
5	ST PAUL FIRE & MARINE INSURANCE COMPANY	4.42%	\$2,879,132	\$4,032,696	\$897,806	\$2,403,140	59.59%
6	GREAT AMERICAN INSURANCE COMPANY	4.41%	\$2,872,813	\$2,861,721	\$422,987	\$282,468	9.87%
7	NATIONAL UNION FIRE INSURANCE COMPANY OF PI	3.89%	\$2,532,486	\$1,418,723	\$14,658	\$8,012,786	564.79%
8	ARCH INSURANCE COMPANY	3.70%	\$2,407,672	\$2,269,499	\$0	\$0	0.00%
9	WESTPORT INSURANCE CORPORATION	3.60%	\$2,343,561	\$2,425,775	\$583,753	\$650,996	26.84%
10	BCS INSURANCE COMPANY	2.46%	\$1,598,993	\$1,575,946	\$0	\$22,321	1.42%
11	UNITED STATES LIABILITY INSURANCE COMPANY	2.18%	\$1,416,629	\$1,402,287	-\$465	\$212,586	15.16%
12	LIBERTY MUTUAL INSURANCE COMPANY	1.82%	\$1,185,988	\$1,442,124	\$0	\$0	0.00%
13	KANSAS BANKERS SURETY COMPANY THE	1.44%	\$938,355	\$953,056	\$864,235	\$1,233,415	129.42%
14	CONTINENTAL CASUALTY COMPANY	1.18%	\$767,319	\$859,462	\$0	-\$221,957	-25.83%
15	OLD REPUBLIC INSURANCE COMPANY	1.07%	\$694,533	\$694,510	\$16,310	\$53,217	7.66%
16	CAMICO MUTUAL INSURANCE COMPANY	0.93%	\$607,843	\$723,405	\$45,749	\$162,514	22.47%
17	DARWIN NATIONAL ASSURANCE COMPANY	0.93%	\$602,577	\$419,737	\$0	\$52,115	12.42%
18	PROGRESSIVE CASUALTY INSURANCE COMPANY	0.73%	\$473,775	\$405,097	\$2,138	\$53,558	13.22%
19	ST PAUL GUARDIAN INSURANCE COMPANY	0.52%	\$340,224	\$260,550	\$203,809	\$205,000	78.68%
20	GREENWICH INSURANCE COMPANY	0.44%	\$288,492	\$423,313	\$270,000	\$721,690	170.49%
21	IRONSHORE INDEMNITY INC	0.43%	\$278,911	\$113,262	\$0	\$49,991	44.14%
22	FARM BUREAU TOWN & COUNTRY INS CO OF MO	0.26%	\$172,294	\$173,137	\$350,224	\$139,343	80.48%
23	TRAVELERS CASUALTY AND SURETY COMPANY	0.23%	\$151,825	\$169,505	\$0	\$0	0.00%
24	AMERICAN CASUALTY COMPANY OF READING PENN	0.23%	\$150,356	\$185,978	\$0	\$0	0.00%
25	TRAVELERS PROPERTY CASUALTY COMPANY OF A	0.16%	\$103,810	\$27,043	\$0	\$0	0.00%
26	FIRST SPECIALTY INSURANCE CORPORATION	0.14%	\$88,374	\$81,086	\$0	\$19,240	23.73%
27	WESTERN SURETY COMPANY	0.12%	\$75,510	\$78,730	\$10,884	\$44,976	57.13%
28	PROGRESSIVE NORTHWESTERN INSURANCE COMF	0.07%	\$44,727	\$23,330	\$0	\$9,251	39.65%
29	WAUSAU BUSINESS INSURANCE COMPANY	0.04%	\$23,232	\$20,175	\$0	\$0	0.00%
30	UNIVERSAL SURETY OF AMERICA	0.03%	\$22,161	\$20,771	\$0	-\$159	-0.77%
31	LIBERTY MUTUAL FIRE INSURANCE COMPANY	0.03%	\$17,361	\$16,473	\$0	\$0	0.00%
32	MARKEL INSURANCE COMPANY	0.03%	\$17,107	\$28,915	\$0	-\$37,201	-128.66%
33	ST PAUL PROTECTIVE INSURANCE COMPANY	0.01%	\$7,866	\$10,930	\$0	\$5,298	48.47%
34	LM INSURANCE CORPORATION	0.01%	\$6,505	\$8,002	\$0	\$0	0.00%
35	WAUSAU UNDERWRITERS INSURANCE COMPANY	0.01%	\$6,100	\$12,160	\$0	\$0	0.00%
36	NEW HAMPSHIRE INSURANCE COMPANY	0.01%	\$5,125	\$4,211	\$0	\$17,436	414.06%
37	LIBERTY INSURANCE CORPORATION	0.00%	\$2,599	\$3,700	\$0	\$0	0.00%
38	EMPLOYERS INSURANCE COMPANY OF WAUSAU	0.00%	\$1,770	\$1,444	\$0	\$0	0.00%
39	FIRST LIBERTY INSURANCE CORP THE	0.00%	\$738	\$71	\$0	\$0	0.00%
40	CONTINENTAL INSURANCE COMPANY THE	0.00%	\$140	\$0	\$11,071	\$0	N/A
41	SURETY BONDING COMPANY OF AMERICA	0.00%	\$130	\$8,208	\$8,500	\$5,495	66.95%
42	SAVERS PROPERTY & CASUALTY INSURANCE COM	0.00%	\$84	\$177	\$0	\$0	0.00%
43	TRANSPORTATION INSURANCE COMPANY	0.00%	\$49	\$38	\$0	\$0	0.00%
44	AMERICAN AUTOMOBILE INSURANCE COMPANY	0.00%	\$0	\$0	\$35,000	-\$7,488	N/A
45	AMERICAN HOME ASSURANCE COMPANY	0.00%	\$0	\$0	\$7,363	\$43,439	N/A
46	FIDELITY AND GUARANTY INSURANCE COMPANY	0.00%	\$0	\$0	\$0	-\$18,137	N/A
47	FIREMANS FUND INSURANCE COMPANY	0.00%	\$0	\$0	\$210,113	-\$14,898	N/A
48	GRANITE STATE INSURANCE COMPANY	0.00%	\$0	\$0	\$0	\$0	N/A
49	GREAT AMERICAN ALLIANCE INSURANCE COMPAN	0.00%	\$0	\$0	\$0	-\$4,095	N/A
50	ULLICO CASUALTY COMPANY	0.00%	\$0	\$249	\$20,275	-\$14,406	-5785.54%
51	UNITED STATES FIDELITY & GUARANTY COMPANY	0.00%	\$0	\$0	\$0	\$1,795	N/A
52	VIGILANT INSURANCE COMPANY	0.00%	\$0	\$0	\$0	-\$6,617	N/A
53	XL INSURANCE AMERICA INC	0.00%	\$0	\$0	\$0	\$2,301	N/A
54	ARROWOOD INDEMNITY COMPANY	0.00%	-\$308	\$9,491	\$596,973	\$259,299	2732.05%
TOTAL		100.00%	\$65,085,332	\$68,389,840	\$18,049,605	\$19,870,733	29.06%

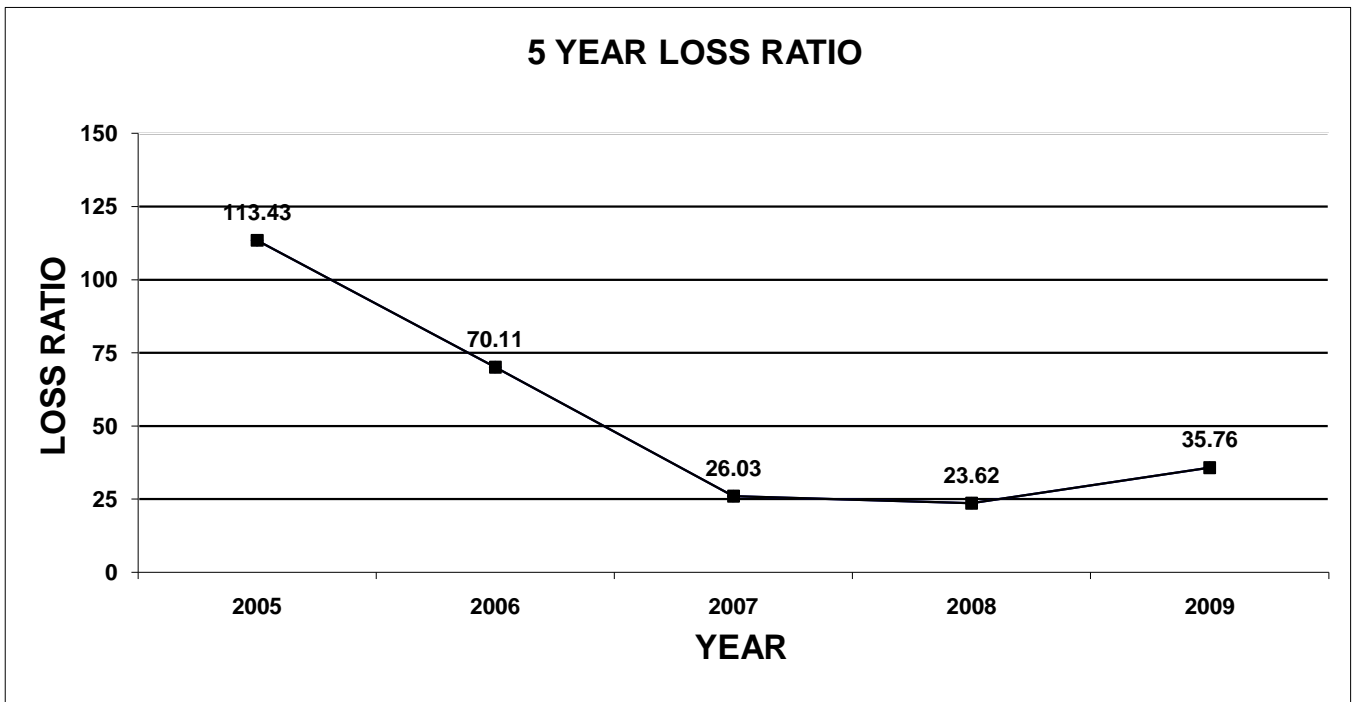
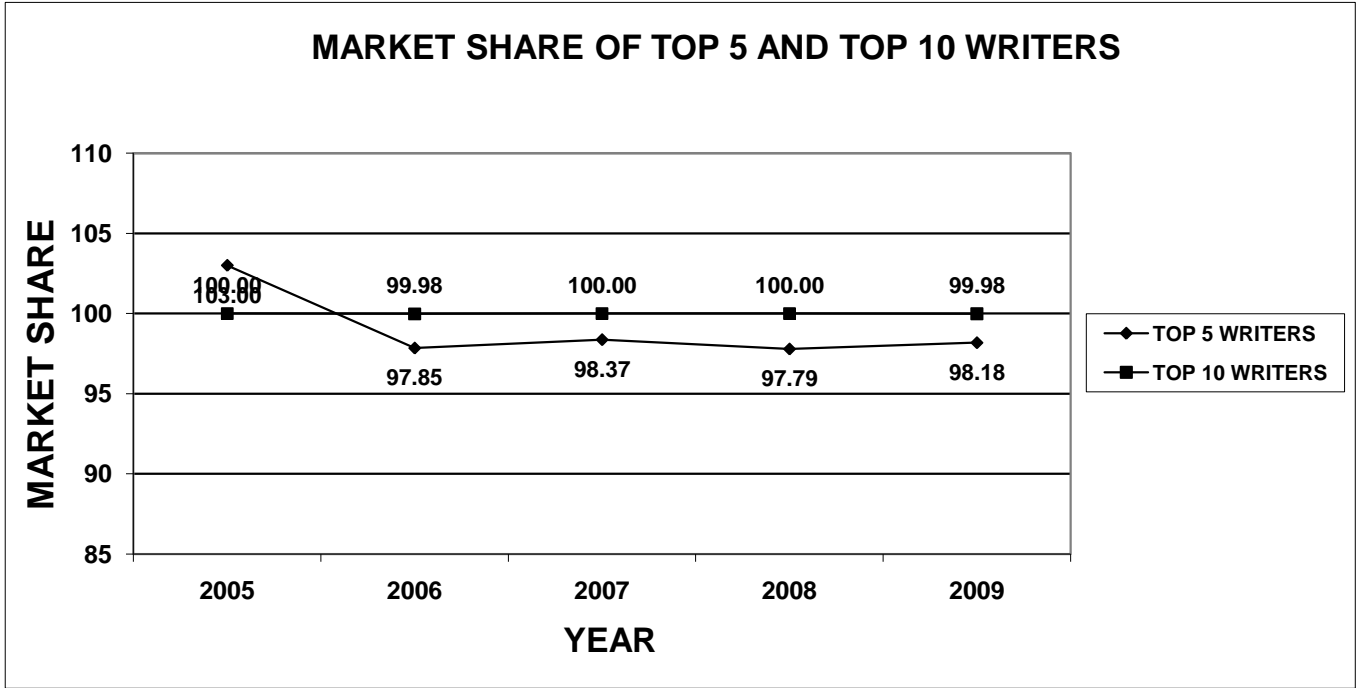
**MISSOURI PROFESSIONAL LIABILITY INSURANCE
(Excluding Lawyers Malpractice & Real Estate Malpractice)**



**2009 PROPERTY/CASUALTY INSURANCE
TOTALS BY LINE OF BUSINESS - LAWYERS MALPRACTICE**

OBS	COMPANY NAME	MARKET SHARE	DIRECT PREMIUMS WRITTEN	DIRECT PREMIUMS EARNED	DIRECT LOSSES PAID	DIRECT LOSSES INCURRED	LOSS RATIO
1	BAR PLAN MUTUAL INSURANCE COMPANY THE	73.20%	\$11,309,827	\$11,857,676	\$3,533,716	\$5,547,678	46.79%
2	PROFESSIONALS DIRECT INSURANCE COMPANY	13.13%	\$2,028,813	\$1,752,308	\$81,667	\$170,321	9.72%
3	CONTINENTAL CASUALTY COMPANY	8.83%	\$1,364,166	\$1,077,528	\$202,819	\$506,668	47.02%
4	TWIN CITY FIRE INSURANCE COMPANY	2.02%	\$312,058	\$298,912	\$0	-\$5	0.00%
5	WESTPORT INSURANCE CORPORATION	1.00%	\$154,334	\$159,748	\$0	\$42,871	26.84%
6	ST PAUL FIRE & MARINE INSURANCE COMPANY	0.99%	\$152,412	\$334,549	\$252,352	\$238,909	71.41%
7	GREENWICH INSURANCE COMPANY	0.38%	\$58,973	\$62,325	\$0	\$11,240	18.03%
8	MEDMARC CASUALTY INSURANCE COMPANY	0.20%	\$30,492	\$36,897	\$0	-\$11,571	-31.36%
9	MINNESOTA LAWYERS MUTUAL INSURANCE COMP/	0.16%	\$24,571	\$52,408	\$0	-\$57,339	-109.41%
10	GREAT AMERICAN INSURANCE COMPANY	0.07%	\$11,515	\$54,391	-\$517,968	-\$829,332	-1524.76%
11	ST PAUL GUARDIAN INSURANCE COMPANY	0.02%	\$2,567	\$5,753	\$2,393	\$30,000	521.47%
12	GREAT AMERICAN ASSURANCE COMPANY	0.00%	\$0	\$0	\$0	\$419	N/A
13	GREAT AMERICAN INSURANCE COMPANY OF NEW \	0.00%	\$0	\$0	\$0	\$6,359	N/A
14	GREAT AMERICAN SPIRIT INSURANCE COMPANY	0.00%	\$0	\$0	\$0	\$75	N/A
15	ILLINOIS NATIONAL INSURANCE COMPANY	0.00%	\$0	\$0	-\$42,400	-\$42,400	N/A
16	INTERLEX INSURANCE COMPANY	0.00%	\$0	\$0	\$12,500	\$0	N/A
17	NCMIC INSURANCE COMPANY	0.00%	\$0	\$0	\$0	-\$2,032	N/A
	TOTAL	100.00%	\$15,449,728	\$15,692,495	\$3,525,079	\$5,611,861	35.76%

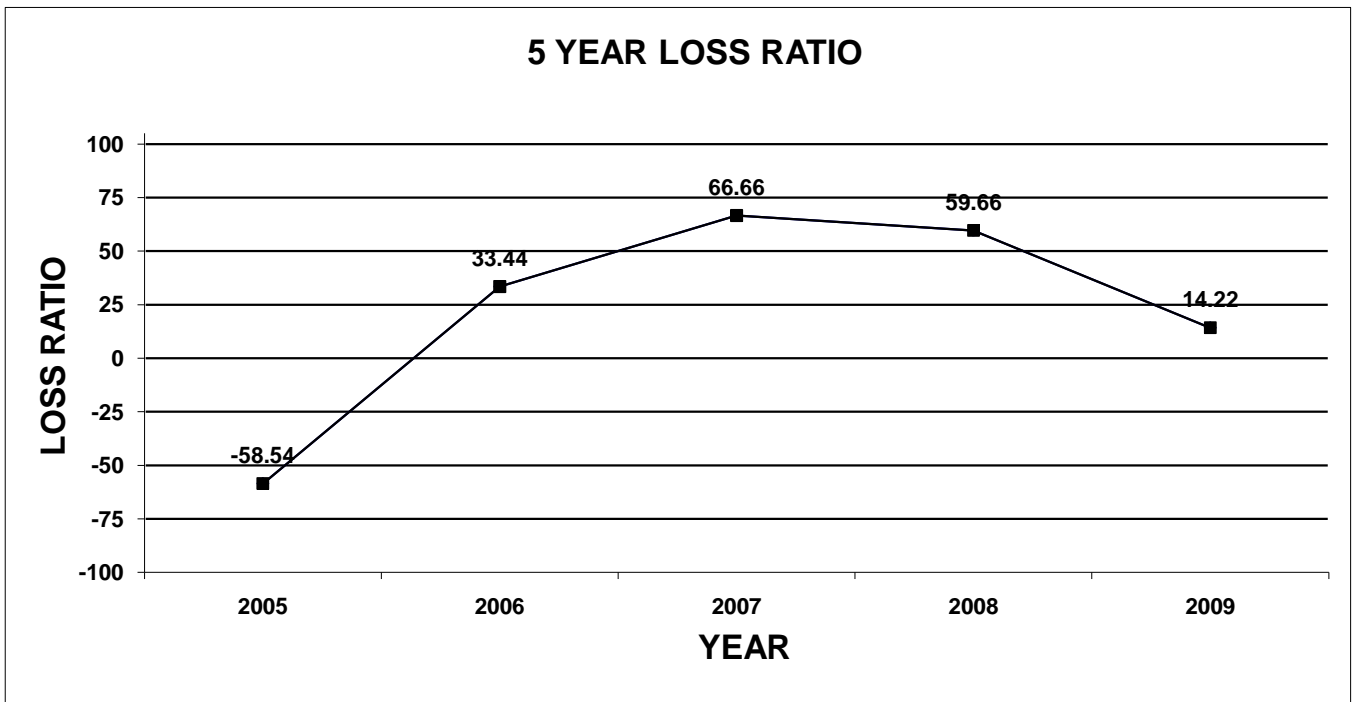
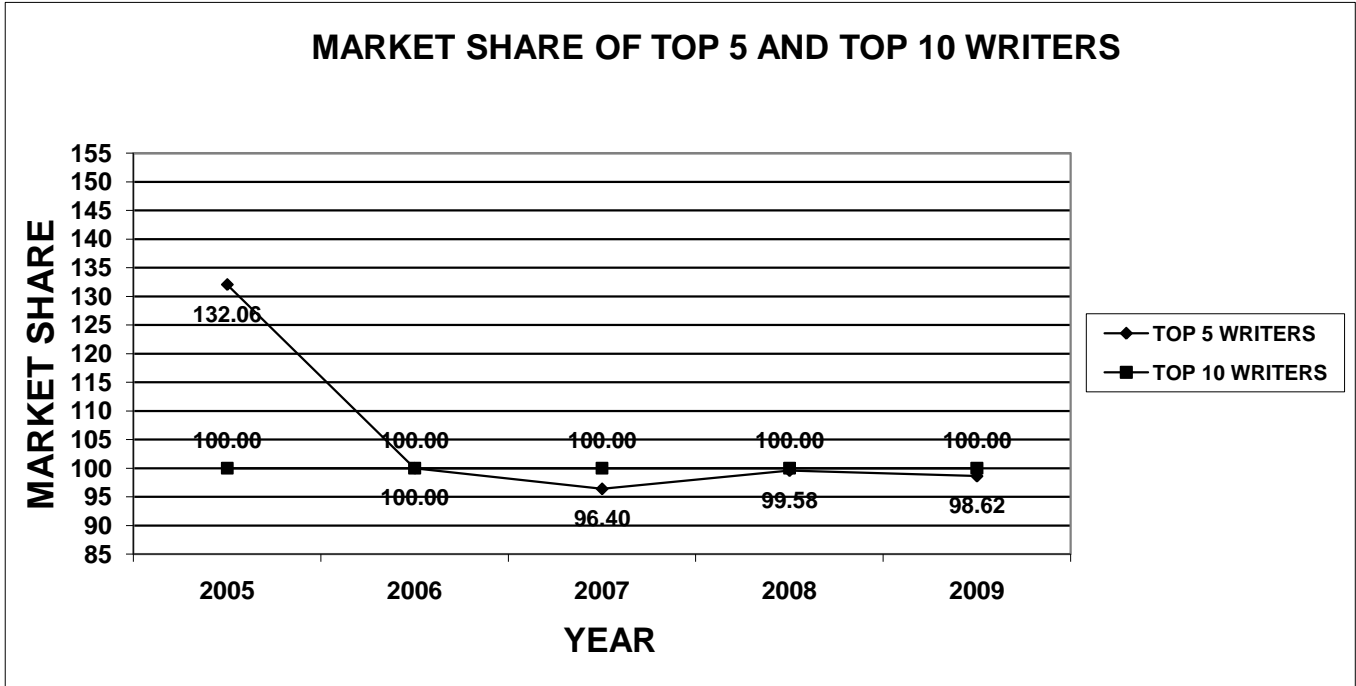
MISSOURI LAWYERS MALPRACTICE INSURANCE



**2009 PROPERTY/CASUALTY INSURANCE
TOTALS BY LINE OF BUSINESS - REAL ESTATE MALPRACTICE**

OBS	COMPANY NAME	MARKET SHARE	DIRECT PREMIUMS WRITTEN	DIRECT PREMIUMS EARNED	DIRECT LOSSES PAID	DIRECT LOSSES INCURRED	LOSS RATIO
1	CONTINENTAL CASUALTY COMPANY	77.13%	\$1,069,783	\$1,122,600	\$684,034	-\$199,715	-17.79%
2	GREENWICH INSURANCE COMPANY	7.82%	\$108,522	\$116,947	\$0	\$120,447	102.99%
3	TWIN CITY FIRE INSURANCE COMPANY	7.22%	\$100,208	\$120,045	\$12,000	\$11,996	9.99%
4	UNITED STATES LIABILITY INSURANCE COMPANY	4.69%	\$65,051	\$74,024	\$64,000	\$85,663	115.72%
5	ST PAUL FIRE & MARINE INSURANCE COMPANY	1.75%	\$24,267	\$200,552	\$48,563	\$214,456	106.93%
6	DELOS INSURANCE COMPANY	1.38%	\$19,171	\$16,427	\$0	\$1,925	11.72%
	TOTAL	100.00%	\$1,387,002	\$1,650,595	\$808,597	\$234,772	14.22%

MISSOURI REAL ESTATE MALPRACTICE INSURANCE

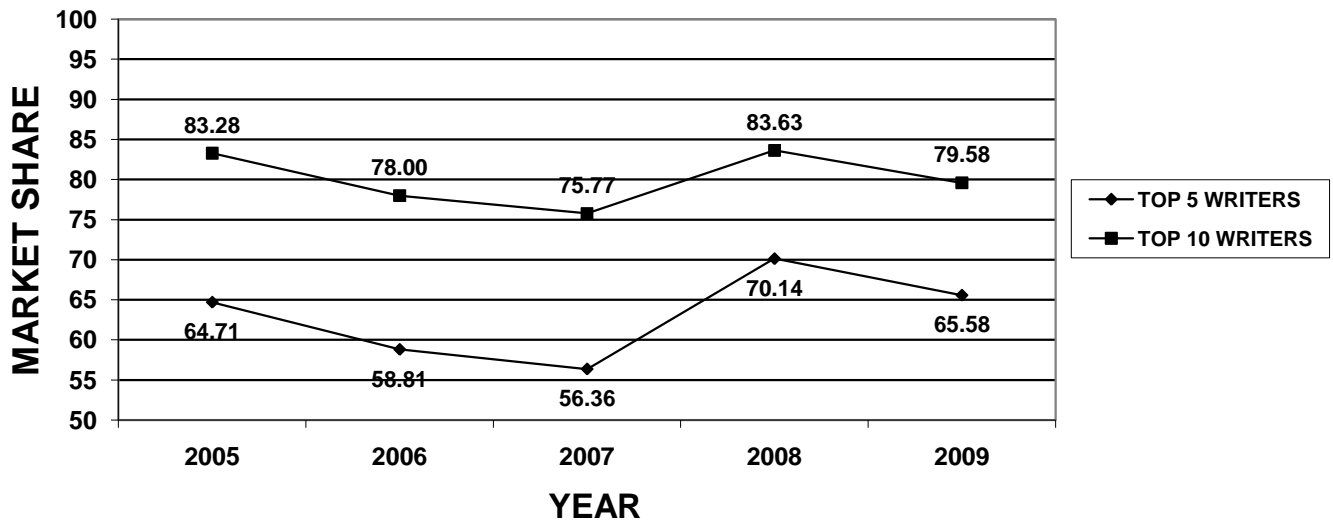


**2009 PROPERTY/CASUALTY INSURANCE
TOTALS BY LINE OF BUSINESS - UMBRELLA**

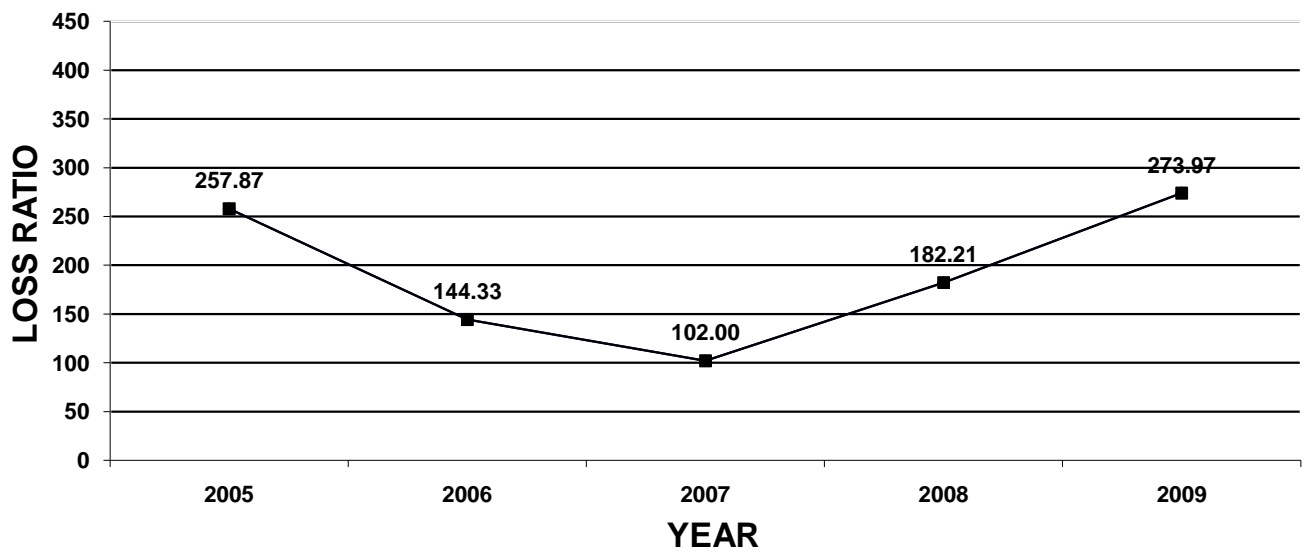
OBS	COMPANY NAME	MARKET SHARE	DIRECT PREMIUMS WRITTEN	DIRECT PREMIUMS EARNED	DIRECT LOSSES PAID	DIRECT LOSSES INCURRED	LOSS RATIO
1	NATIONAL UNION FIRE INSURANCE COMPANY OF PIT	29.51%	\$13,388,227	\$11,669,906	\$900,395	\$64,250,894	550.57%
2	FEDERAL INSURANCE COMPANY	13.50%	\$6,122,720	\$6,462,488	\$0	-\$1,534,643	-23.75%
3	HARTFORD CASUALTY INSURANCE CO	8.02%	\$3,636,532	\$3,670,544	\$1,000,000	\$417,634	11.38%
4	COMMERCE AND INDUSTRY INSURANCE CO	7.67%	\$3,481,518	\$3,312,062	\$0	\$9,361,887	282.66%
5	CONTINENTAL CASUALTY COMPANY	6.88%	\$3,120,876	\$3,096,736	\$0	-\$6	0.00%
6	AUTO OWNERS INSURANCE COMPANY	3.62%	\$1,643,915	\$1,692,604	\$1,100,000	\$675,189	39.89%
7	FEDERATED MUTUAL INSURANCE COMPANY	2.90%	\$1,316,484	\$1,503,989	\$2,487,845	\$2,496,419	165.99%
8	LIBERTY MUTUAL FIRE INSURANCE COMPANY	2.65%	\$1,204,091	\$1,522,956	\$0	-\$337,795	-22.18%
9	CONTINENTAL WESTERN INSURANCE COMPANY	2.59%	\$1,173,030	\$1,248,229	\$0	\$3	0.00%
10	OHIO CASUALTY INSURANCE COMPANY	2.24%	\$1,013,945	\$1,166,275	\$0	-\$915,660	-78.51%
11	TWIN CITY FIRE INSURANCE COMPANY	2.08%	\$945,733	\$967,035	\$16,401	\$1,879,123	194.32%
12	FARM BUREAU TOWN & COUNTRY INS CO OF MO	2.03%	\$921,372	\$887,759	\$1,756,116	\$2,266,651	255.32%
13	FEDERATED SERVICE INSURANCE COMPANY	1.89%	\$857,813	\$920,254	\$720,000	-\$450,667	-48.97%
14	AMERICAN NATIONAL PROPERTY & CASUALTY COMI	1.46%	\$663,550	\$667,676	\$1,061,882	-\$429,718	-64.36%
15	LIBERTY MUTUAL INSURANCE COMPANY	1.32%	\$600,643	\$686,067	\$111,500	\$3,667,110	534.51%
16	NEW HAMPSHIRE INSURANCE COMPANY	1.18%	\$535,794	\$350,841	\$0	\$651,705	185.76%
17	ARGONAUT GREAT CENTRAL INSURANCE CO	1.14%	\$515,147	\$613,818	\$0	\$3,493,729	569.18%
18	OWNERS INSURANCE COMPANY	1.08%	\$491,705	\$434,307	\$0	\$996,921	229.54%
19	SELECTIVE INSURANCE COMPANY OF SOUTH CAROI	1.04%	\$470,882	\$444,146	\$0	\$85,679	19.29%
20	EMPLOYERS INSURANCE COMPANY OF WAUSAU	0.89%	\$405,033	\$412,748	\$0	\$11,177,945	2708.18%
21	MIDWESTERN INDEMNITY COMPANY THE	0.84%	\$382,581	\$421,066	\$17,215	-\$208,170	-49.44%
22	PHARMACISTS MUTUAL INSURANCE COMPANY	0.80%	\$362,793	\$355,323	\$0	\$8,310	2.34%
23	UNITED STATES LIABILITY INSURANCE COMPANY	0.63%	\$285,964	\$263,188	\$0	\$99,998	37.99%
24	ARCH INSURANCE COMPANY	0.61%	\$277,730	\$261,793	\$0	\$0	0.00%
25	ILLINOIS NATIONAL INSURANCE COMPANY	0.58%	\$263,093	\$358,508	\$0	\$2,578,441	719.21%
26	HANOVER INSURANCE COMPANY THE	0.54%	\$244,037	\$211,508	\$0	\$41,068	19.42%
27	TRANSPORTATION INSURANCE COMPANY	0.42%	\$191,625	\$208,208	\$0	\$1,628,367	782.09%
28	SAVERS PROPERTY & CASUALTY INSURANCE COMP	0.33%	\$148,454	\$157,542	\$0	\$0	0.00%
29	HARTFORD FIRE INSURANCE COMPANY	0.26%	\$117,625	\$128,449	\$207,648	\$72,270	56.26%
30	AMERICAN CASUALTY COMPANY OF READING PENN:	0.19%	\$87,836	\$112,569	\$0	\$0	0.00%
31	SELECTIVE INSURANCE COMPANY OF THE SOUTHEA	0.19%	\$87,570	\$47,243	\$0	\$11,431	24.20%
32	MARKEL INSURANCE COMPANY	0.18%	\$82,876	\$172,643	\$0	\$53,870	31.20%
33	NATIONAL FIRE INSURANCE COMPANY OF HARTFOR	0.12%	\$52,910	\$45,832	\$0	\$0	0.00%
34	GRANITE STATE INSURANCE COMPANY	0.11%	\$51,257	\$34,962	\$0	\$117,262	335.40%
35	SELECTIVE INSURANCE COMPANY OF AMERICA	0.10%	\$45,515	\$7,450	\$0	\$2,052	27.54%
36	PACIFIC INDEMNITY COMPANY	0.09%	\$42,658	\$42,341	\$0	\$31,693	74.85%
37	SENTINEL INSURANCE COMPANY LTD	0.08%	\$36,962	\$3,270	\$0	\$915	27.98%
38	STAR INSURANCE COMPANY	0.06%	\$25,137	\$15,547	\$0	\$0	0.00%
39	COLUMBIA MUTUAL INSURANCE COMPANY	0.04%	\$19,834	\$19,713	\$0	\$0	0.00%
40	WESTPORT INSURANCE CORPORATION	0.04%	\$16,881	\$16,265	\$2,368	\$40,584	249.52%
41	HARTFORD ACCIDENT & INDEMNITY CO	0.03%	\$12,226	\$9,176	\$0	-\$5,114	-55.73%
42	WEST AMERICAN INSURANCE COMPANY	0.02%	\$9,562	\$10,591	\$0	-\$4,654	-43.94%
43	PROPERTY & CASUALTY INSURANCE COMPANY OF I	0.01%	\$5,896	\$6,173	\$0	-\$709	-11.49%
44	HARTFORD UNDERWRITERS INSURANCE COMPANY	0.01%	\$4,891	\$5,458	\$0	-\$7,756	-142.10%
45	VALLEY FORGE INSURANCE COMPANY	0.01%	\$3,200	\$2,512	\$0	\$0	0.00%
46	AMERICAN HOME ASSURANCE COMPANY	0.00%	\$963	\$963	\$2,468,072	\$5,615,977	583175.18%
47	CITIZENS INSURANCE COMPANY OF AMERICA	0.00%	\$425	\$152	\$0	\$0	0.00%
48	AMERICAN FIRE & CASUALTY COMPANY	0.00%	\$238	\$237	\$0	\$0	0.00%
49	CHARTIS PROPERTY CASUALTY COMPANY	0.00%	\$0	\$0	\$0	\$0	N/A
50	CONTINENTAL INSURANCE COMPANY THE	0.00%	\$0	\$14,781	\$0	\$0	0.00%
51	FIRST LIBERTY INSURANCE CORP THE	0.00%	\$0	\$18	\$0	\$579	3216.67%
52	GREENWICH INSURANCE COMPANY	0.00%	\$0	\$25,486	\$0	\$14,911,684	58509.31%
53	HARTFORD INSURANCE COMPANY OF MIDWEST THE	0.00%	\$0	\$0	\$0	\$1,700	N/A
54	INSURANCE COMPANY OF THE STATE OF PENNSYLV	0.00%	\$0	\$0	\$217,525	\$0	N/A
55	LIBERTY INSURANCE CORPORATION	0.00%	\$0	\$500	\$0	\$198,018	39603.60%
56	LM INSURANCE CORPORATION	0.00%	\$0	\$71	\$0	\$36,181	50959.15%
57	WAUSAU BUSINESS INSURANCE COMPANY	0.00%	\$0	\$554	\$0	\$80,229	14481.77%
58	WAUSAU UNDERWRITERS INSURANCE COMPANY	0.00%	\$0	-\$659	\$0	\$44,457	-6746.13%
59	WESCO INSURANCE COMPANY	0.00%	\$0	\$38,150	\$0	\$43,724	114.61%
60	UNION INSURANCE COMPANY	-0.01%	-\$6,178	\$219,278	\$0	-\$483	-0.22%
TOTAL		100.00%	\$45,363,571	\$44,947,301	\$12,066,967	\$123,144,324	273.97%

MISSOURI UMBRELLA INSURANCE

MARKET SHARE OF TOP 5 AND TOP 10 WRITERS



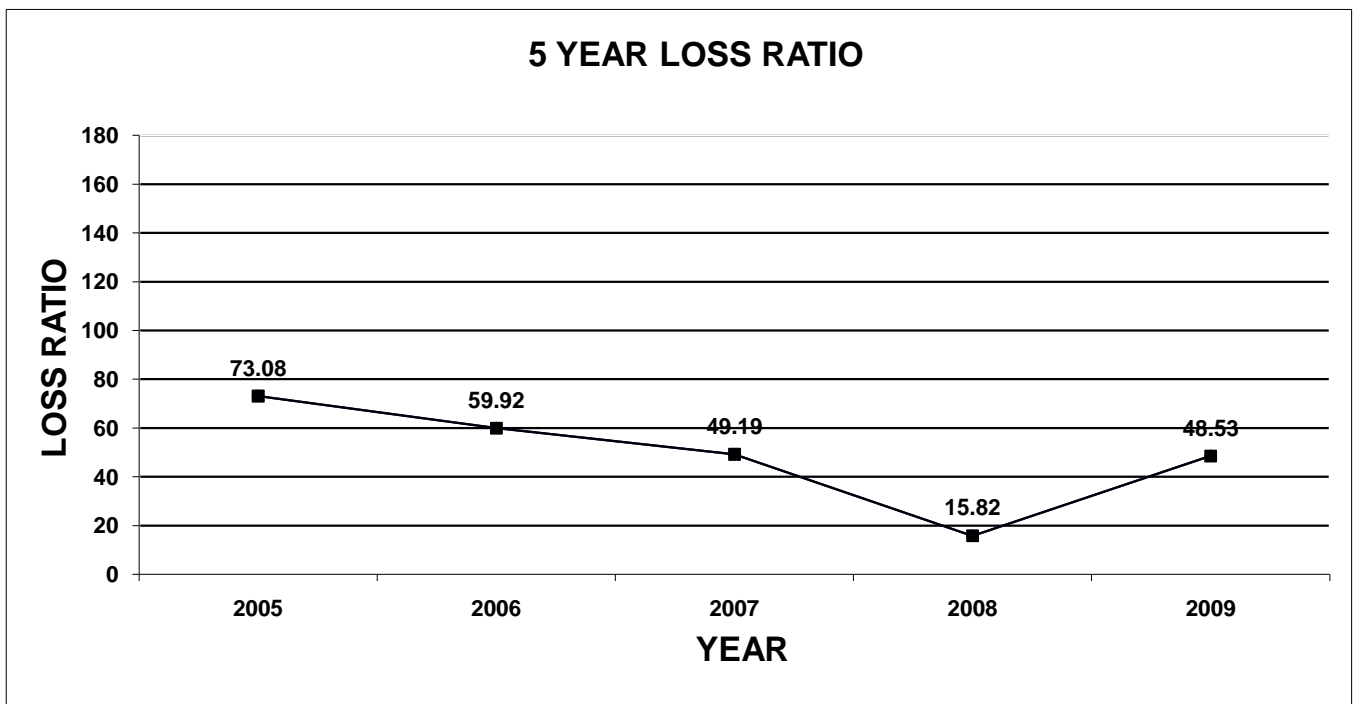
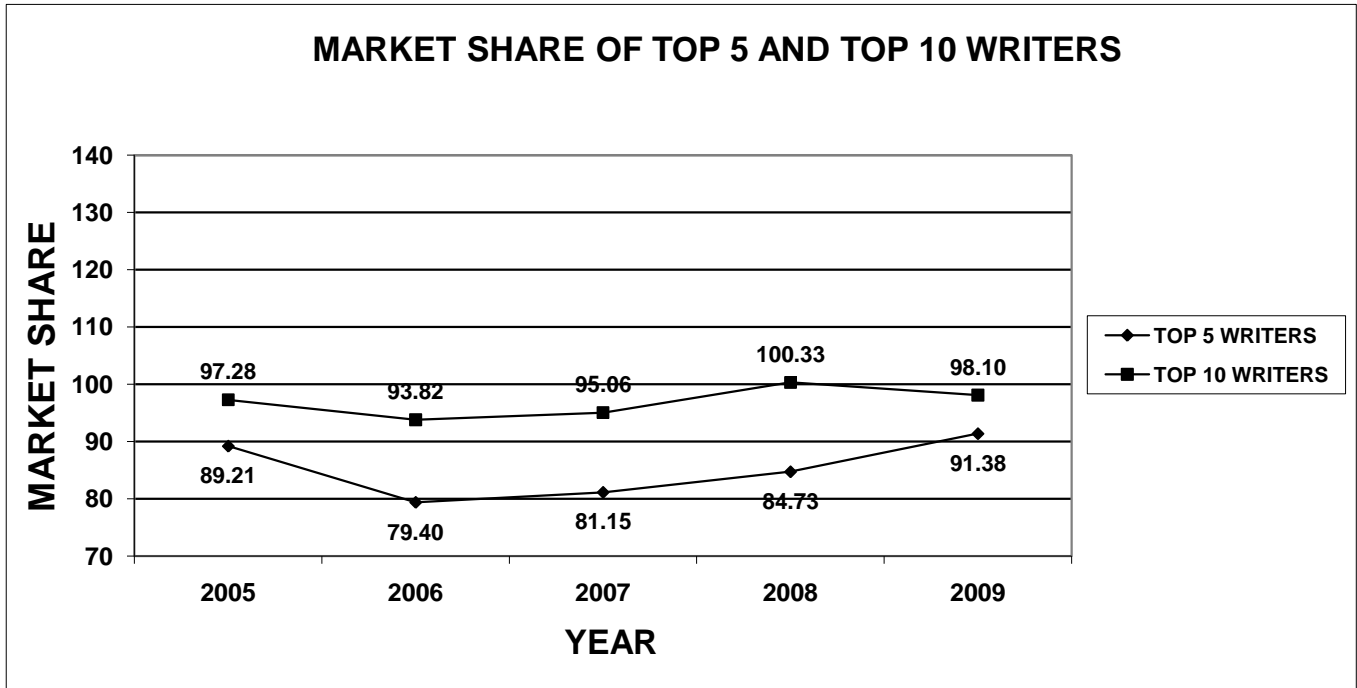
5 YEAR LOSS RATIO



**2009 PROPERTY/CASUALTY INSURANCE
TOTALS BY LINE OF BUSINESS - OTHER SPECIFIC**

OBS	COMPANY NAME	MARKET SHARE	DIRECT PREMIUMS WRITTEN	DIRECT PREMIUMS EARNED	DIRECT LOSSES PAID	DIRECT LOSSES INCURRED	LOSS RATIO
1	MIDWEST EMPLOYERS CASUALTY COMPANY	60.93%	\$5,460,589	\$5,512,739	\$2,169,339	\$2,359,352	42.80%
2	COFACE NORTH AMERICA INSURANCE COMPANY	11.69%	\$1,047,460	\$532,750	\$495,427	\$705,715	132.47%
3	COURTESY INSURANCE COMPANY	10.67%	\$956,652	\$810,226	\$466,970	\$484,352	59.78%
4	STATE NATIONAL INSURANCE COMPANY INC	5.23%	\$468,446	\$341,124	\$4,165	\$4,965	1.46%
5	ALLSTATE PROPERTY & CASUALTY INSURANCE COI	2.87%	\$257,169	\$272,580	\$0	\$0	0.00%
6	OHIO INDEMNITY COMPANY	2.42%	\$217,092	\$137,628	\$107,677	\$106,129	77.11%
7	ARAG INSURANCE COMPANY	1.18%	\$105,898	\$105,898	\$36,391	\$33,667	31.79%
8	AVEMCO INSURANCE COMPANY	1.11%	\$99,414	\$114,674	\$0	-\$54,513	-47.54%
9	ESURANCE INSURANCE COMPANY	1.10%	\$98,146	\$98,146	\$0	\$0	0.00%
10	GRAY INSURANCE COMPANY THE	0.91%	\$81,411	\$81,411	\$0	\$0	0.00%
11	CPA INSURANCE COMPANY	0.88%	\$78,980	\$79,017	\$12,521	\$2,795	3.54%
12	EXCESS SHARE INSURANCE CORPORATION	0.31%	\$27,769	\$27,769	\$0	\$0	0.00%
13	AMERICAN BANKERS INSURANCE COMPANY OF FLO	0.31%	\$27,563	\$146,603	\$15,000	\$19,629	13.39%
14	ALLSTATE INDEMNITY COMPANY	0.25%	\$22,389	\$24,521	\$0	\$0	0.00%
15	CENTRAL STATES INDEMNITY COMPANY OF OMAHA	0.24%	\$21,248	\$21,480	\$41,008	\$31,946	148.72%
16	ALLSTATE INSURANCE COMPANY	0.15%	\$13,312	\$13,738	\$0	\$0	0.00%
17	CENTURION CASUALTY COMPANY	0.13%	\$12,017	\$12,017	\$415	\$1,415	11.77%
18	AMERICAN RELIABLE INSURANCE COMPANY	0.04%	\$3,645	\$3,805	\$0	\$4,747	124.76%
19	NORTH AMERICAN SPECIALTY INSURANCE COMPAN	0.00%	\$0	\$0	\$71,598	\$122,228	N/A
20	UNITED FINANCIAL CASUALTY COMPANY	0.00%	\$0	\$2	\$0	-\$5	-250.00%
21	AMERICAN NATIONAL PROPERTY & CASUALTY COMI	-0.41%	-\$36,586	\$553,369	\$616,127	\$492,063	88.92%
	TOTAL	100.00%	\$8,962,614	\$8,889,497	\$4,036,638	\$4,314,485	48.53%

MISSOURI OTHER SPECIFIC INSURANCE

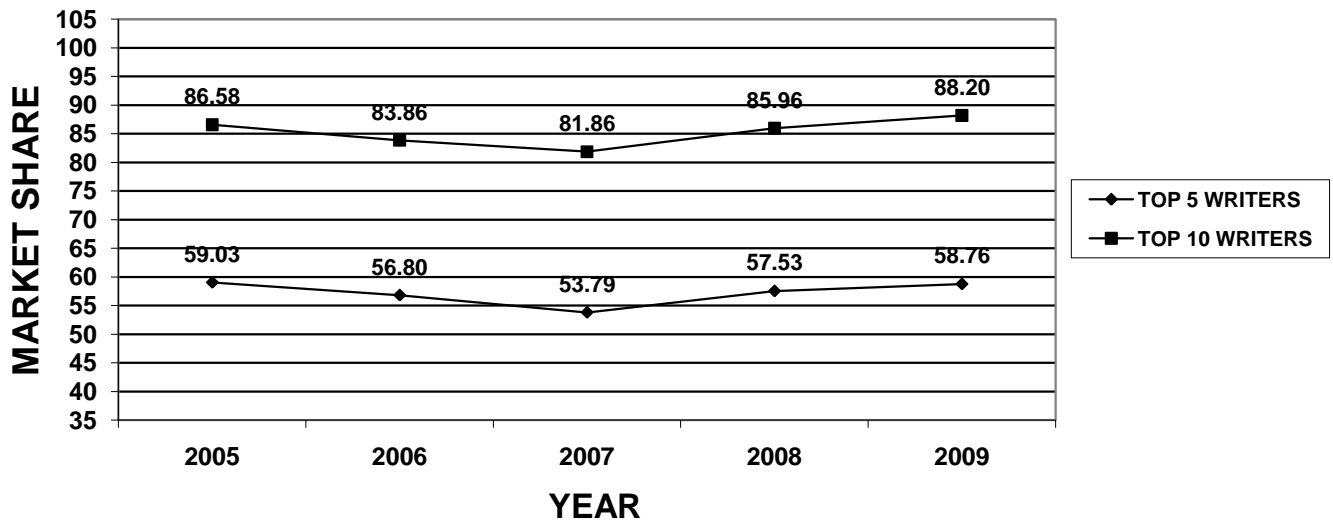


**2009 PROPERTY/CASUALTY INSURANCE
TOTALS BY LINE OF BUSINESS - NATIONAL FLOOD INSURANCE PROGRAM**

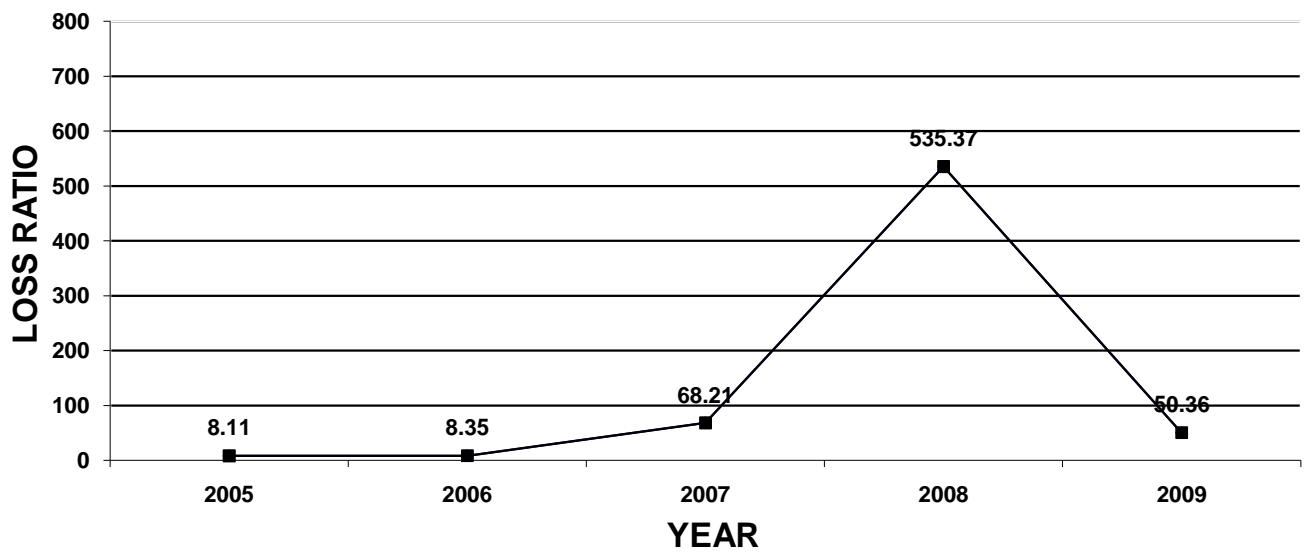
OBS	COMPANY NAME	MARKET SHARE	DIRECT PREMIUMS WRITTEN	DIRECT PREMIUMS EARNED	DIRECT LOSSES PAID	DIRECT LOSSES INCURRED	LOSS RATIO
1	STATE FARM FIRE AND CASUALTY COMPANY	12.73%	\$2,065,593	\$2,029,115	\$926,603	\$530,042	26.12%
2	FIDELITY NATIONAL PROPERTY AND CASUALTY INSU	12.30%	\$1,996,217	\$1,973,902	\$2,490,210	\$1,601,183	81.12%
3	AMERICAN BANKERS INSURANCE COMPANY OF FLO	12.26%	\$1,989,980	\$1,908,669	\$1,356,846	\$371,099	19.44%
4	HARTFORD INSURANCE COMPANY OF MIDWEST THE	10.84%	\$1,759,782	\$1,784,072	\$2,724,060	\$2,724,060	152.69%
5	STANDARD FIRE INSURANCE COMPANY	10.63%	\$1,725,647	\$1,758,796	\$4,485,594	\$1,360,394	77.35%
6	AMERICAN FAMILY MUTUAL INSURANCE COMPANY	9.49%	\$1,540,241	\$1,511,556	\$1,808,411	-\$324,527	-21.47%
7	SELECTIVE INSURANCE COMPANY OF THE SOUTHEA	6.62%	\$1,074,987	\$934,880	\$708,432	-\$328,914	-35.18%
8	FIRE INSURANCE EXCHANGE	6.08%	\$986,517	\$989,740	\$530,309	\$640,726	64.74%
9	ALLSTATE INSURANCE COMPANY	3.69%	\$599,505	\$631,710	\$791,078	-\$107,402	-17.00%
10	AUTO OWNERS INSURANCE COMPANY	3.55%	\$576,175	\$538,443	\$632,257	\$478,537	88.87%
11	PHILADELPHIA INDEMNITY INSURANCE COMPANY	2.43%	\$393,601	\$400,819	\$204,773	\$205,400	51.25%
12	CORNERSTONE NATIONAL INSURANCE COMPANY	1.98%	\$322,047	\$320,476	\$0	\$0	0.00%
13	USAA GENERAL INDEMNITY COMPANY	1.58%	\$255,858	\$237,669	\$181,137	\$73,174	30.79%
14	NATIONWIDE MUTUAL FIRE INSURANCE COMPANY	1.09%	\$177,224	\$177,416	\$237,674	\$404,600	228.05%
15	LIBERTY MUTUAL FIRE INSURANCE COMPANY	0.72%	\$116,153	\$113,148	\$41,663	\$69,896	61.77%
16	NEW HAMPSHIRE INSURANCE COMPANY	0.64%	\$104,077	\$104,077	\$0	\$4,811	4.62%
17	NATIONAL LLOYDS INSURANCE COMPANY	0.61%	\$99,403	\$80,227	\$49,100	\$41,516	51.75%
18	AMERICAN NATIONAL PROPERTY & CASUALTY COMI	0.59%	\$96,211	\$91,128	\$84,466	\$84,466	92.69%
19	HARTFORD UNDERWRITERS INSURANCE COMPANY	0.51%	\$82,343	\$446,750	\$101,242	\$101,242	22.66%
20	21ST CENTURY NATIONAL INSURANCE COMPANY	0.46%	\$74,836	\$76,615	\$77,621	\$77,620	101.31%
21	FOREMOST INSURANCE COMPANY	0.35%	\$56,064	\$57,894	\$49,397	\$22,142	38.25%
22	FIRST AMERICAN PROPERTY & CASUALTY INSURAN	0.20%	\$31,702	\$17,005	\$0	\$0	0.00%
23	HARLEYSVILLE MUTUAL INSURANCE CO	0.18%	\$29,993	\$32,727	\$350,302	\$88,602	270.73%
24	CIVIC PROPERTY & CASUALTY CO	0.18%	\$29,661	\$29,673	\$89,679	\$78,309	263.91%
25	METROPOLITAN PROPERTY & CASUALTY INSURANC	0.17%	\$27,329	\$27,666	\$63,259	-\$14,241	-51.47%
26	CENTURY-NATIONAL INSURANCE COMPANY	0.04%	\$6,139	\$5,717	\$2,636	\$2,636	46.11%
27	SERVICE INSURANCE COMPANY	0.04%	\$5,782	\$5,782	\$0	\$0	0.00%
28	NATIONAL INTERSTATE INSURANCE COMPANY	0.02%	\$3,165	\$3,274	\$522	\$479	14.63%
29	FIDELITY AND DEPOSIT COMPANY MARYLAND	0.01%	\$1,849	\$1,747	\$0	-\$183	-10.48%
30	PENNSYLVANIA LUMBERMENS MUTUAL INSURANCE	0.01%	\$1,243	\$1,114	\$0	\$0	0.00%
31	RURAL COMMUNITY INSURANCE COMPANY	0.00%	\$728	\$728	\$0	\$0	0.00%
32	STATE AUTO PROPERTY & CASUALTY INSURANCE C	0.00%	\$183	\$0	\$0	\$0	N/A
33	COLONIAL AMERICAN CASUALTY AND SURETY C	0.00%	\$0	\$240	\$0	-\$43	-17.92%
34	HARTFORD FIRE INSURANCE COMPANY	0.00%	\$0	\$0	\$20,128	\$20,128	N/A
35	NORTH POINTE INSURANCE COMPANY	0.00%	-\$72	\$971	\$0	\$0	0.00%
TOTAL		100.00%	\$16,230,163	\$16,293,746	\$18,007,399	\$8,205,752	50.36%

MISSOURI NATIONAL FLOOD INSURANCE PROGRAM

MARKET SHARE OF TOP 5 AND TOP 10 WRITERS



5 YEAR LOSS RATIO

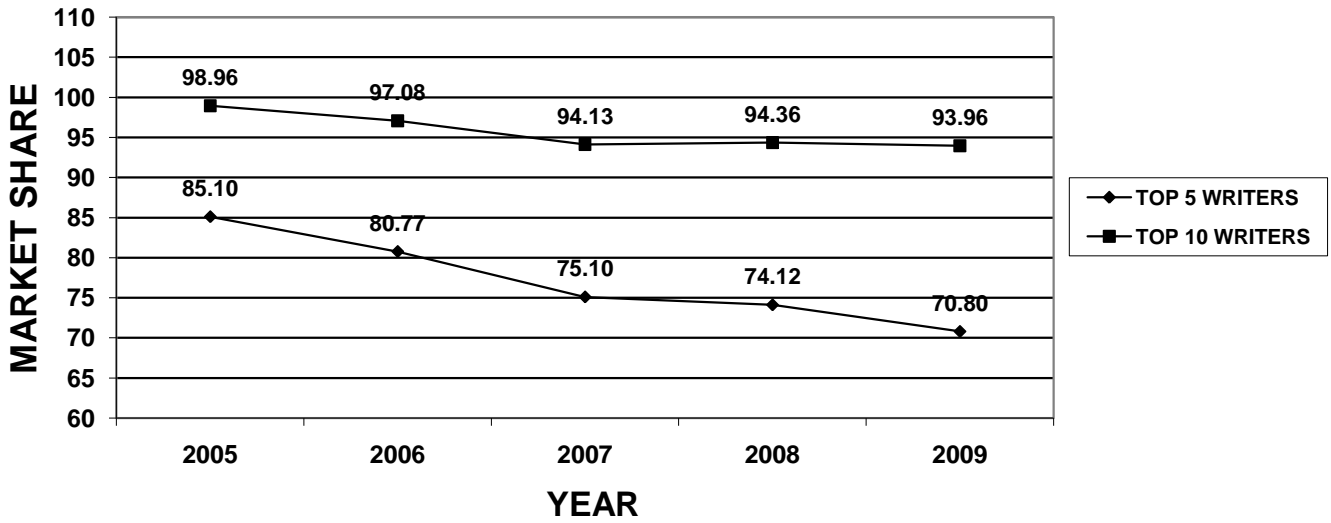


**2009 PROPERTY/CASUALTY INSURANCE
TOTALS BY LINE OF BUSINESS - FEDERAL CROP INSURANCE CORPORATION**

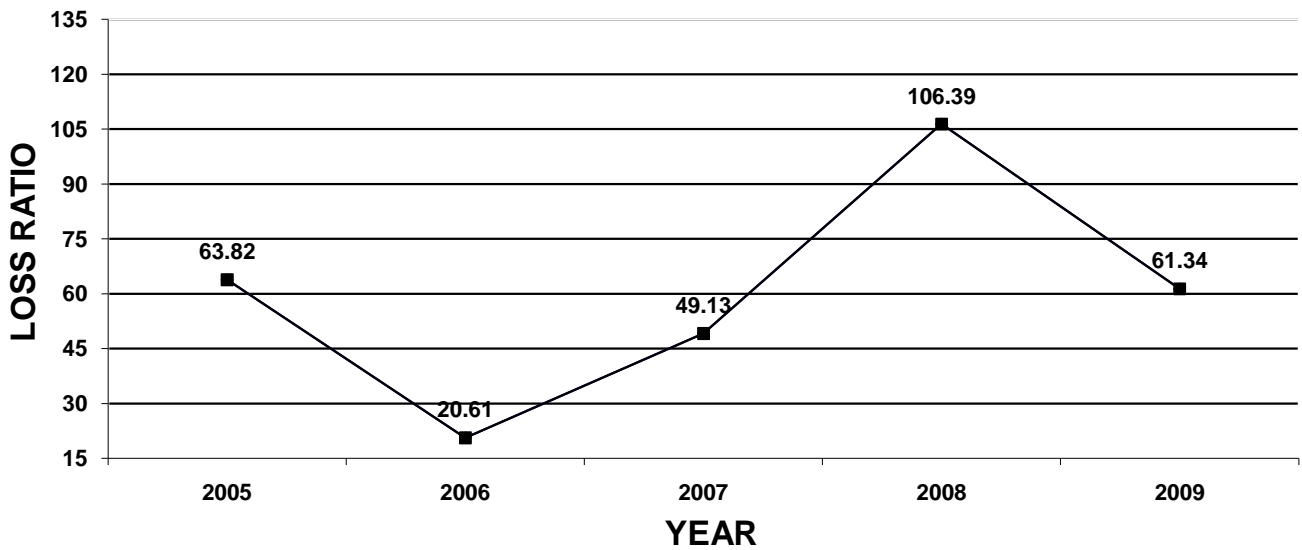
OBS	COMPANY NAME	MARKET SHARE	DIRECT PREMIUMS WRITTEN	DIRECT PREMIUMS EARNED	DIRECT LOSSES PAID	DIRECT LOSSES INCURRED	LOSS RATIO
1	GREAT AMERICAN INSURANCE COMPANY OF NEW YI	24.71%	\$45,085,370	\$46,112,700	\$58,359,848	\$39,586,127	85.85%
2	RURAL COMMUNITY INSURANCE COMPANY	16.09%	\$29,363,720	\$30,175,601	\$23,823,477	\$5,190,953	17.20%
3	AGRI GENERAL INSURANCE COMPANY	12.71%	\$23,186,310	\$23,366,608	\$21,995,742	\$13,111,795	56.11%
4	NAU COUNTRY INSURANCE COMPANY	8.70%	\$15,883,963	\$16,515,547	\$15,414,850	\$8,975,957	54.35%
5	FARMERS MUTUAL HAIL INSURANCE COMPANY OF K	8.59%	\$15,675,834	\$15,986,676	\$14,709,816	\$9,997,718	62.54%
6	AMERICAN AGRI-BUSINESS INSURANCE COMPANY	8.52%	\$15,541,705	\$15,946,962	\$17,710,948	\$6,496,051	40.74%
7	AUSTIN MUTUAL INSURANCE COMPANY	4.84%	\$8,834,611	\$8,834,611	\$6,994,074	\$6,994,074	79.17%
8	PRODUCERS AGRICULTURE INSURANCE COMPANY	4.09%	\$7,456,539	\$7,444,791	\$1,242,597	\$2,771,894	37.23%
9	INSURANCE COMPANY OF THE STATE OF PENNSYLV	3.63%	\$6,623,524	\$6,757,997	\$2,121,648	\$6,763,462	100.08%
10	AMERICAN AGRICULTURAL INSURANCE CO	2.09%	\$3,806,840	\$3,806,840	\$1,479,632	\$1,479,632	38.87%
11	AMERICAN ALTERNATIVE INSURANCE CORPORATIO	1.98%	\$3,616,880	\$3,616,880	\$7,309,163	\$7,966,399	220.26%
12	STONINGTON INSURANCE COMPANY	1.89%	\$3,442,859	\$3,421,925	\$2,768,488	\$1,120,284	32.74%
13	FIREMANS FUND INSURANCE COMPANY	1.34%	\$2,441,919	\$2,440,157	\$0	\$577,938	23.68%
14	GREAT AMERICAN INSURANCE COMPANY	0.46%	\$846,803	\$264,625	\$0	\$1,344,881	508.22%
15	GREENWICH INSURANCE COMPANY	0.23%	\$428,223	\$428,223	\$298,217	\$311,407	72.72%
16	STATE FARM FIRE AND CASUALTY COMPANY	0.15%	\$269,014	\$272,443	\$104,641	\$104,641	38.41%
17	WESTFIELD INSURANCE COMPANY	-0.02%	-\$31,555	-\$31,555	\$4,542,908	\$911,402	-2888.30%
TOTAL		100.00%	\$182,472,559	\$185,361,031	\$178,876,049	\$113,704,615	61.34%

MISSOURI FEDERAL CROP INSURANCE CORPORATION

MARKET SHARE OF TOP 5 AND TOP 10 WRITERS



5 YEAR LOSS RATIO



**TOTAL
MEDICAL MALPRACTICE
INSURANCE**

**2009 PROPERTY/CASUALTY INSURANCE
TOTAL MEDICAL MALPRACTICE**

OBS	COMPANY NAME	MARKET SHARE	DIRECT PREMIUMS WRITTEN	DIRECT PREMIUMS EARNED	DIRECT LOSSES PAID	DIRECT LOSSES INCURRED	LOSS RATIO
1	MISSOURI PROFESSIONALS MUTUAL	25.22%	\$40,216,180	\$40,139,829	\$15,606,373	\$7,951,924	19.81%
2	MISSOURI HOSPITAL PLAN	16.87%	\$26,009,839	\$26,858,077	\$6,856,427	\$5,113,971	19.04%
3	PROASSURANCE INDEMNITY COMPANY INC	9.01%	\$13,786,445	\$14,342,207	\$3,577,722	\$821,016	5.72%
4	MEDICAL PROTECTIVE COMPANY	8.55%	\$13,626,054	\$13,609,574	\$3,803,072	\$3,052,572	22.43%
5	MEDICAL LIABILITY ALLIANCE	6.66%	\$11,270,921	\$10,603,057	\$3,467,500	\$959,504	9.05%
6	PHYSICIANS PROFESSIONAL INDEMNITY ASSOCIATIC	4.68%	\$7,174,481	\$7,457,509	\$4,315,718	\$3,667,718	49.18%
7	MISSOURI DOCTORS MUTUAL INSURANCE COMPANY	3.31%	\$5,190,744	\$5,272,060	\$725,000	\$1,327,952	25.19%
8	INTERMED INSURANCE COMPANY	3.53%	\$4,855,334	\$5,615,880	\$4,498,717	\$1,678,379	29.89%
9	PREFERRED PROFESSIONAL INSURANCE COMPANY	2.83%	\$3,929,030	\$4,497,182	\$0	\$1,103,989	24.55%
10	DOCTORS COMPANY AN INTERINS EXCHANGE	2.54%	\$3,745,831	\$4,036,133	\$3,570,552	-\$2,837,126	-70.29%
11	AMERICAN CASUALTY COMPANY OF READING PENN:	1.94%	\$3,042,127	\$3,080,404	\$162,445	\$554,112	17.99%
12	PREFERRED PHYSICIANS MEDICAL RRG INC	1.78%	\$2,814,352	\$2,831,042	\$0	\$4,506,290	159.17%
13	PROFESSIONAL LIABILITY INSURANCE COMPANY OF	1.69%	\$2,494,568	\$2,687,691	\$2,420,945	\$976,441	36.33%
14	GALEN INSURANCE COMPANY	1.50%	\$2,397,356	\$2,395,570	\$0	\$894,040	37.32%
15	KANSAS MEDICAL MUTUAL INSURANCE COMPANY	1.39%	\$2,216,520	\$2,216,520	\$321,000	\$567,996	25.63%
16	NATIONAL UNION FIRE INSURANCE COMPANY OF PIT	1.19%	\$1,649,507	\$1,896,434	\$329,208	\$346,684	18.28%
17	PODIATRY INSURANCE COMPANY OF AMERICA	0.94%	\$1,492,232	\$1,500,671	\$1,010,000	\$1,381,956	92.09%
18	PROFESSIONAL SOLUTIONS INSURANCE COMPANY	0.66%	\$1,395,130	\$1,057,690	\$352,000	\$408,297	38.60%
19	NCMIC INSURANCE COMPANY	0.86%	\$1,375,244	\$1,369,576	\$397,000	\$245,804	17.95%
20	MEDICUS INSURANCE COMPANY	0.67%	\$1,231,375	\$1,063,369	\$0	\$497,150	46.75%
21	PHYSICIANS INSURANCE MUTUAL	0.83%	\$1,121,808	\$1,326,431	\$0	\$596,894	45.00%
22	ACE AMERICAN INSURANCE COMPANY	0.54%	\$1,026,720	\$861,508	\$575,000	\$306,559	35.58%
23	CHICAGO INSURANCE COMPANY	0.56%	\$909,545	\$894,733	\$589,000	-\$43,948	-4.91%
24	KEYSTONE MUTUAL INSURANCE COMPANY	0.27%	\$640,620	\$422,368	\$0	\$0	0.00%
25	PHARMACISTS MUTUAL INSURANCE COMPANY	0.27%	\$466,113	\$434,235	\$2,202	\$55,990	12.89%
26	CHURCH MUTUAL INSURANCE COMPANY	0.21%	\$332,871	\$336,828	\$0	-\$31,685	-9.41%
27	DARWIN NATIONAL ASSURANCE COMPANY	0.20%	\$321,867	\$325,977	\$0	-\$12,408	-3.81%
28	CINCINNATI INSURANCE COMPANY THE	0.20%	\$238,293	\$319,667	\$999,156	\$154,372	48.29%
29	CONTINENTAL CASUALTY COMPANY	0.18%	\$225,759	\$282,671	\$252,978	\$338,209	119.65%
30	ONEBEACON INSURANCE COMPANY	0.11%	\$175,208	\$173,894	\$0	\$40,185	23.11%
31	FORTRESS INSURANCE COMPANY	0.10%	\$154,302	\$159,709	\$147,448	\$88,996	55.72%
32	AMERICAN ALTERNATIVE INSURANCE CORPORATIOI	0.05%	\$108,508	\$87,247	\$515,000	-\$152,253	-174.51%
33	STATE FARM FIRE AND CASUALTY COMPANY	0.05%	\$86,444	\$86,265	\$0	\$857	0.99%
34	AMERICAN HOME ASSURANCE COMPANY	0.05%	\$81,784	\$81,970	\$0	\$44,050	53.74%
35	PACO ASSURANCE COMPANY INC	0.04%	\$63,105	\$57,983	\$0	-\$16,336	-28.17%
36	GRANITE STATE INSURANCE COMPANY	0.04%	\$62,672	\$60,422	\$0	-\$180,907	-299.41%
37	EMPIRE FIRE AND MARINE INSURANCE CO	0.01%	\$20,890	\$14,641	\$0	\$2,547	17.40%
38	ISMIE MUTUAL INSURANCE COMPANY	0.01%	\$20,057	\$20,528	\$100,000	\$2,009	9.79%
39	DENTISTS BENEFITS INSURANCE COMPANY	0.01%	\$12,432	\$13,014	\$0	\$0	0.00%
40	AMERICAN INSURANCE COMPANY THE	0.00%	\$2,174	\$5,032	\$7,971	\$4,652	92.45%
41	ZURICH AMERICAN INSURANCE COMPANY	0.10%	\$1,620	\$161,184	-\$200,000	-\$204,094	-126.62%
42	NATIONAL CASUALTY COMPANY	0.00%	\$0	\$5,396	\$0	\$6,096	112.97%
43	SAVERS PROPERTY & CASUALTY INSURANCE COMP	0.00%	\$0	\$0	\$0	\$0	N/A
44	BANKERS STANDARD INSURANCE COMPANY	0.00%	\$0	\$0	\$0	-\$1,020	N/A
45	TRAVELERS CASUALTY AND SURETY COMPANY	0.00%	\$0	\$0	\$0	\$11,124	N/A
46	STANDARD FIRE INSURANCE COMPANY	0.00%	\$0	\$0	\$0	\$501	N/A
47	AMCO INSURANCE COMPANY	0.00%	\$0	\$0	\$0	\$5,313	N/A
48	AMERICAN ECONOMY INSURANCE COMPANY	0.00%	\$0	\$0	\$0	-\$2,178	N/A
49	AMERICAN STATES INSURANCE COMPANY	0.00%	\$0	\$0	\$0	-\$569	N/A
50	NATIONAL FIRE INSURANCE COMPANY OF HARTFOR	0.00%	\$0	\$0	\$0	-\$5,026	N/A
51	TRANSPORTATION INSURANCE COMPANY	0.00%	\$0	\$0	\$200,000	-\$517,408	N/A
52	ACE FIRE UNDERWRITERS INSURANCE COMPANY	0.00%	\$0	\$0	\$0	\$3,286	N/A
53	NORTH RIVER INSURANCE COMPANY THE	0.00%	\$0	\$0	\$0	-\$69	N/A
54	UNITED STATES FIRE INSURANCE COMPANY	0.00%	\$0	\$0	\$0	-\$669	N/A
55	WESTCHESTER FIRE INSURANCE COMPANY	0.00%	\$0	\$0	\$0	\$8	N/A
56	MID CENTURY INSURANCE COMPANY	0.00%	\$0	\$0	\$1,262,500	-\$257,601	N/A
57	TRUCK INSURANCE EXCHANGE	0.00%	\$0	\$0	\$0	-\$1,739,052	N/A
58	AMERICAN AUTOMOBILE INSURANCE COMPANY	0.00%	\$0	\$0	\$0	\$18	N/A
59	ASSOCIATED INDEMNITY CORPORATION	0.00%	\$0	\$0	\$0	-\$28	N/A
60	FIREMANS FUND INSURANCE COMPANY	0.00%	\$0	\$0	\$0	\$62,016	N/A

**2009 PROPERTY/CASUALTY INSURANCE
TOTAL MEDICAL MALPRACTICE**

OBS	COMPANY NAME	MARKET SHARE	DIRECT PREMIUMS WRITTEN	DIRECT PREMIUMS EARNED	DIRECT LOSSES PAID	DIRECT LOSSES INCURRED	LOSS RATIO
61	NATIONAL SURETY CORPORATION	0.00%	\$0	\$0	\$0	-\$27	N/A
62	INSURANCE COMPANY OF NORTH AMERICA	0.00%	\$0	\$0	\$0	-\$178	N/A
63	PACIFIC EMPLOYERS INSURANCE COMPANY	0.00%	\$0	\$0	\$0	-\$117,553	N/A
64	AMERICAN MOTORISTS INSURANCE COMPANY	0.00%	\$0	\$0	\$0	\$0	N/A
65	LUMBERMENS MUTUAL CASUALTY COMPANY	0.00%	\$0	\$0	\$0	-\$3	N/A
66	ARROWOOD INDEMNITY COMPANY	0.00%	\$0	\$0	\$0	-\$10,401	N/A
67	GENERAL INSURANCE COMPANY OF AMERICA	0.00%	\$0	\$0	\$0	-\$1,541	N/A
68	ST PAUL FIRE & MARINE INSURANCE COMPANY	0.00%	\$0	\$0	\$0	-\$776,484	N/A
69	ST PAUL GUARDIAN INSURANCE COMPANY	0.00%	\$0	\$0	\$0	\$2	N/A
70	ST PAUL MERCURY INSURANCE COMPANY	0.00%	\$0	\$0	\$0	\$12,237	N/A
71	TIG INDEMNITY COMPANY	0.00%	\$0	\$0	\$0	-\$2,389	N/A
72	TIG INSURANCE COMPANY	0.00%	\$0	\$0	\$0	\$380,719	N/A
73	TRAVELERS INDEMNITY COMPANY	0.00%	\$0	\$0	\$0	-\$99,711	N/A
74	TRAVELERS PROPERTY CASUALTY COMPANY OF AN	0.00%	\$0	\$0	\$0	-\$315	N/A
75	NORTH AMERICAN SPECIALTY INSURANCE COMPAN'	0.00%	\$0	\$0	\$675,250	\$246,887	N/A
76	FIRST SPECIALTY INSURANCE CORPORATION	0.00%	\$0	\$0	\$0	-\$90,748	N/A
77	EXECUTIVE RISK INDEMNITY INC	0.00%	\$0	\$0	\$15,000,000	\$14,606,158	N/A
78	CONTINENTAL INSURANCE COMPANY THE	0.00%	\$0	\$0	\$0	-\$400,668	N/A
79	OHIC INSURANCE COMPANY	0.00%	\$0	\$0	\$0	\$5,761	N/A
80	AMERICAN HEALTHCARE INDEMNITY COMPANY	0.00%	\$0	\$0	\$0	\$13	N/A
81	WESTPORT INSURANCE CORPORATION	0.00%	\$0	\$0	\$0	-\$18,647	N/A
82	NOVA CASUALTY COMPANY	0.00%	\$0	\$0	\$0	\$0	N/A
83	GULF UNDERWRITERS INSURANCE COMPANY	0.00%	\$0	\$0	\$0	\$33	N/A
84	HEALTH CARE INDEMNITY INC	0.33%	-\$118,677	\$527,661	\$5,324,250	\$1,512,346	286.61%
TOTAL		100.00%	\$155,867,385	\$159,189,839	\$76,864,434	\$47,022,591	29.54%

**TOTAL
HOMEOWNERS
INSURANCE**

**2009 PROPERTY/CASUALTY INSURANCE
TOTAL HOMEOWNERS**

OBS	COMPANY NAME	MARKET SHARE	DIRECT PREMIUMS WRITTEN	DIRECT PREMIUMS EARNED	DIRECT LOSSES PAID	DIRECT LOSSES INCURRED	LOSS RATIO
1	STATE FARM FIRE AND CASUALTY COMPANY	28.00%	\$375,510,013	\$358,535,116	\$223,984,420	\$213,120,461	59.44%
2	AMERICAN FAMILY MUTUAL INSURANCE COMPANY	17.16%	\$230,139,084	\$225,328,691	\$148,400,512	\$139,063,139	61.72%
3	SHELTER MUTUAL INSURANCE COMPANY	5.98%	\$80,234,019	\$76,630,940	\$55,075,403	\$48,558,529	63.37%
4	ALLSTATE PROPERTY & CASUALTY INSURANCE COMPAN'	2.79%	\$37,412,942	\$34,911,592	\$22,712,542	\$20,186,304	57.82%
5	AUTO CLUB FAMILY INSURANCE COMPANY	2.73%	\$36,598,503	\$34,338,333	\$19,053,243	\$16,969,849	49.42%
6	MID CENTURY INSURANCE COMPANY	2.72%	\$36,503,321	\$38,152,825	\$17,532,293	\$14,462,941	37.91%
7	FARMERS INSURANCE EXCHANGE	2.52%	\$33,813,242	\$26,752,967	\$16,095,704	\$17,591,680	65.76%
8	FARM BUREAU TOWN & COUNTRY INS CO OF MO	2.48%	\$33,233,900	\$31,591,609	\$26,826,697	\$27,214,054	86.14%
9	SAFECO INSURANCE COMPANY OF AMERICA	2.44%	\$32,770,901	\$33,262,875	\$15,513,511	\$15,027,924	45.18%
10	TRAVELERS HOME AND MARINE INSURANCE COMPANY TH	2.44%	\$32,663,687	\$24,848,976	\$13,346,438	\$15,531,560	62.50%
11	FIRE INSURANCE EXCHANGE	1.90%	\$25,497,576	\$26,189,282	\$14,227,217	\$13,893,264	53.05%
12	ALLSTATE INDEMNITY COMPANY	1.65%	\$22,189,529	\$22,454,495	\$12,147,706	\$9,092,430	40.49%
13	LIBERTY MUTUAL FIRE INSURANCE COMPANY	1.64%	\$22,047,205	\$21,541,956	\$11,533,182	\$11,285,581	52.39%
14	UNITED SERVICES AUTOMOBILE ASSOCIATION	1.60%	\$21,477,212	\$19,298,341	\$13,314,949	\$12,568,517	65.13%
15	STANDARD FIRE INSURANCE COMPANY	1.46%	\$19,551,366	\$21,258,175	\$9,720,173	\$8,266,932	38.89%
16	ALLSTATE INSURANCE COMPANY	1.27%	\$16,991,628	\$17,378,385	\$9,422,411	\$9,343,372	53.76%
17	NATIONWIDE AFFINITY INSURANCE COMPANY OF AMERIC/	1.22%	\$16,396,041	\$12,952,942	\$9,933,564	\$10,667,730	82.36%
18	AMCO INSURANCE COMPANY	1.16%	\$15,494,673	\$16,235,323	\$10,385,095	\$9,549,239	58.82%
19	COUNTRY MUTUAL INSURANCE COMPANY	0.89%	\$11,898,162	\$11,206,439	\$5,058,367	\$5,265,013	46.98%
20	USAA CASUALTY INSURANCE COMPANY	0.85%	\$11,451,695	\$10,110,061	\$6,120,787	\$5,848,346	57.85%
21	AUTO OWNERS INSURANCE COMPANY	0.84%	\$11,238,431	\$11,052,384	\$9,781,028	\$9,787,317	88.55%
22	MIDWESTERN INDEMNITY COMPANY THE	0.83%	\$11,178,955	\$11,813,523	\$7,043,173	\$8,048,849	68.13%
23	PROPERTY & CASUALTY INSURANCE COMPANY OF HARTF	0.81%	\$10,902,865	\$10,265,608	\$5,610,687	\$6,519,565	63.51%
24	AMERICAN NATIONAL PROPERTY & CASUALTY COMPANY	0.79%	\$10,623,410	\$9,659,382	\$6,078,992	\$5,607,478	58.05%
25	CAMERON MUTUAL INSURANCE COMPANY	0.78%	\$10,442,127	\$10,675,285	\$10,452,911	\$9,824,617	92.03%
26	AMERICAN AUTOMOBILE INSURANCE COMPANY	0.66%	\$8,893,140	\$9,302,635	\$10,343,799	\$12,200,731	131.15%
27	HOMESITE INDEMNITY COMPANY	0.59%	\$7,933,867	\$7,012,891	\$5,411,686	\$6,627,479	94.50%
28	HARTFORD UNDERWRITERS INSURANCE COMPANY	0.58%	\$7,731,651	\$7,988,248	\$3,764,938	\$3,338,707	41.80%
29	STATE AUTO PROPERTY & CASUALTY INSURANCE COMP/	0.56%	\$7,507,208	\$6,486,827	\$2,962,788	\$3,301,038	50.89%
30	GREAT NORTHERN INSURANCE COMPANY	0.53%	\$7,117,395	\$7,486,873	\$7,034,708	\$7,868,786	105.10%
31	ALLIED PROPERTY & CASUALTY INSURANCE COMPANY	0.53%	\$7,078,995	\$7,580,827	\$6,237,638	\$6,668,317	87.96%
32	LITITZ MUTUAL INSURANCE COMPANY	0.49%	\$6,621,783	\$6,822,233	\$6,301,973	\$5,637,905	82.64%
33	ELECTRIC INSURANCE COMPANY	0.48%	\$6,414,882	\$5,296,141	\$2,914,553	\$2,748,838	51.90%
34	METROPOLITAN PROPERTY & CASUALTY INSURANCE COI	0.37%	\$5,014,997	\$4,929,024	\$2,805,575	\$2,193,073	44.49%
35	CINCINNATI INSURANCE COMPANY THE	0.34%	\$4,603,542	\$4,345,169	\$2,417,665	\$2,630,531	60.54%
36	SENTRY INSURANCE A MUTUAL COMPANY	0.33%	\$4,425,950	\$3,040,489	\$2,359,204	\$3,248,283	106.83%
37	OWNERS INSURANCE COMPANY	0.32%	\$4,301,565	\$3,574,458	\$3,160,823	\$3,171,056	88.71%
38	NATIONWIDE INSURANCE COMPANY OF AMERICA	0.31%	\$4,096,267	\$3,628,163	\$2,117,944	\$1,958,522	53.98%
39	SENTINEL INSURANCE COMPANY LTD	0.27%	\$3,684,903	\$3,190,861	\$1,720,983	\$2,483,684	77.84%
40	NATIONAL SURETY CORPORATION	0.27%	\$3,610,308	\$2,608,247	\$1,071,703	\$778,210	29.84%
41	ECONOMY PREMIER ASSURANCE COMPANY	0.26%	\$3,489,005	\$3,633,304	\$2,214,506	\$2,195,916	60.44%
42	LIBERTY INSURANCE CORPORATION	0.26%	\$3,476,769	\$1,173,753	\$309,874	\$602,677	51.35%
43	FOREMOST INSURANCE COMPANY	0.24%	\$3,219,060	\$3,075,425	\$1,544,885	\$1,737,009	56.48%
44	ALLIANCE INSURANCE COMPANY INC	0.24%	\$3,179,693	\$2,840,751	\$3,011,966	\$3,335,722	117.42%
45	COLUMBIA NATIONAL INSURANCE COMPANY	0.23%	\$3,120,499	\$3,093,111	\$3,812,926	\$3,460,968	111.89%
46	FIREMANS FUND INSURANCE COMPANY	0.22%	\$2,909,030	\$3,150,166	\$2,540,444	\$1,537,233	48.80%
47	GUIDEONE MUTUAL INSURANCE COMPANY	0.21%	\$2,807,954	\$2,818,238	\$1,845,091	\$1,193,555	42.35%
48	21ST CENTURY NORTH AMERICA INSURANCE COMPANY	0.21%	\$2,762,803	\$2,912,824	\$1,485,603	\$1,872,598	64.29%
49	FIDELITY NATIONAL INSURANCE COMPANY	0.21%	\$2,752,511	\$2,799,323	\$1,758,569	\$1,059,187	37.84%
50	ACUITY A MUTUAL INSURANCE COMPANY	0.20%	\$2,739,280	\$2,428,565	\$697,871	\$551,824	22.72%
51	UNITRIN PREFERRED INSURANCE COMPANY	0.19%	\$2,551,432	\$2,472,804	\$1,754,067	\$2,388,605	96.59%
52	VIGILANT INSURANCE COMPANY	0.18%	\$2,477,231	\$2,776,613	\$2,333,656	\$2,231,551	80.37%
53	FARMERS ALLIANCE MUTUAL INSURANCE COMPANY	0.17%	\$2,264,164	\$2,095,917	\$3,131,899	\$3,474,131	165.76%
54	PACIFIC INDEMNITY COMPANY	0.16%	\$2,208,696	\$2,384,043	\$8,632,140	\$8,890,488	372.92%
55	MILLERS FIRST INSURANCE COMANY	0.15%	\$2,043,068	\$2,033,707	\$637,884	\$852,092	41.90%
56	AMICA MUTUAL INSURANCE COMPANY	0.15%	\$1,958,112	\$1,791,545	\$1,781,643	\$1,630,374	91.00%
57	COLUMBIA MUTUAL INSURANCE COMPANY	0.14%	\$1,853,611	\$1,906,891	\$1,586,463	\$1,511,008	79.24%
58	AUTOMOBILE INS CO OF HARTFORD CT	0.14%	\$1,820,508	\$1,973,083	\$1,916,107	\$1,851,004	93.81%
59	IDS PROPERTY CASUALTY INSURANCE COMPANY	0.13%	\$1,804,362	\$1,648,732	\$1,046,539	\$1,137,617	69.00%
60	ENCOMPASS INDEMNITY COMPANY	0.13%	\$1,769,093	\$2,118,200	\$2,184,422	\$1,476,790	69.72%

**2009 PROPERTY/CASUALTY INSURANCE
TOTAL HOMEOWNERS**

OBS	COMPANY NAME	MARKET SHARE	DIRECT PREMIUMS WRITTEN	DIRECT PREMIUMS EARNED	DIRECT LOSSES PAID	DIRECT LOSSES INCURRED	LOSS RATIO
61	METROPOLITAN GROUP PROPERTY & CASUALTY INSURAI	0.13%	\$1,683,894	\$1,680,466	\$446,887	\$300,174	17.86%
62	MILLERS CLASSIFIED INSURANCE COMPANY	0.12%	\$1,624,922	\$1,633,048	\$424,655	\$427,916	26.20%
63	FEDERAL INSURANCE COMPANY	0.12%	\$1,557,669	\$1,536,167	\$1,420,013	\$1,547,217	100.72%
64	BANKERS STANDARD INSURANCE COMPANY	0.11%	\$1,486,210	\$1,002,642	\$308,395	\$447,103	44.59%
65	SECURA SUPREME INSURANCE COMPANY	0.11%	\$1,470,791	\$1,562,302	\$349,904	\$298,939	19.13%
66	TEACHERS INSURANCE COMPANY	0.10%	\$1,397,799	\$1,305,738	\$818,717	\$985,129	75.45%
67	CHUBB NATIONAL INSURANCE COMPANY	0.10%	\$1,365,068	\$1,199,969	\$346,081	\$145,656	12.14%
68	ARMED FORCES INSURANCE EXCHANGE	0.10%	\$1,348,111	\$1,318,103	\$992,013	\$997,240	75.66%
69	FARM BUREAU NEW HORIZONS INSURANCE COMPANY OF	0.09%	\$1,197,256	\$1,047,479	\$380,378	\$637,586	60.87%
70	AMERICAN INSURANCE COMPANY THE	0.09%	\$1,145,401	\$1,216,946	\$227,135	\$175,949	14.46%
71	UNITED FIRE AND CASUALTY COMPANY	0.08%	\$1,092,162	\$966,532	\$1,113,093	\$851,216	88.07%
72	DEPOSITORS INSURANCE COMPANY	0.08%	\$1,041,974	\$1,151,465	\$1,197,702	\$1,430,584	124.24%
73	GARRISON PROPERTY AND CASUALTY INSURANCE COMP	0.07%	\$938,919	\$737,964	\$374,882	\$486,174	65.88%
74	AMERICAN BANKERS INSURANCE COMPANY OF FLORIDA	0.07%	\$885,786	\$1,230,678	\$588,806	\$498,122	40.48%
75	TRAVELERS INDEMNITY COMPANY OF AMERICA	0.06%	\$862,903	\$900,729	\$214,121	\$157,885	17.53%
76	CIVIC PROPERTY & CASUALTY CO	0.06%	\$861,163	\$978,120	\$171,176	\$163,896	16.76%
77	USAA GENERAL INDEMNITY COMPANY	0.06%	\$774,848	\$549,607	\$269,813	\$386,717	70.36%
78	TRAVELERS PROPERTY CASUALTY INSURANCE COMPAN	0.06%	\$756,712	\$588,193	\$142,187	\$163,512	27.80%
79	ENCOMPASS INSURANCE COMPANY OF AMERICA	0.06%	\$740,840	\$896,236	\$316,148	\$134,219	14.98%
80	HARTFORD CASUALTY INSURANCE CO	0.05%	\$737,079	\$838,789	\$350,061	\$227,213	27.09%
81	CALIFORNIA CASUALTY INDEMNITY EXCHANGE	0.05%	\$709,876	\$876,282	\$684,229	\$647,645	73.91%
82	AMERICAN NATIONAL GENERAL INSURANCE COMPANY	0.05%	\$673,017	\$494,426	\$417,179	\$434,077	87.79%
83	WEST AMERICAN INSURANCE COMPANY	0.05%	\$666,151	\$713,624	\$843,894	\$686,179	96.15%
84	AMERICAN SOUTHERN HOME INSURANCE COMPANY	0.05%	\$642,741	\$405,008	\$263,117	\$297,574	73.47%
85	KEMPER INDEPENDENCE INSURANCE COMPANY	0.05%	\$606,601	\$640,315	\$227,678	\$181,968	28.42%
86	UNION INSURANCE COMPANY OF PROVIDENCE	0.04%	\$573,676	\$516,082	\$453,918	\$518,404	100.45%
87	AMERICAN MODERN SELECT INSURANCE COMPANY	0.04%	\$565,308	\$429,228	\$315,923	\$410,364	95.61%
88	GUIDEONE AMERICA INSURANCE COMPANY	0.04%	\$541,310	\$415,428	\$205,027	\$204,810	49.30%
89	PHARMACISTS MUTUAL INSURANCE COMPANY	0.03%	\$424,286	\$430,225	\$288,145	\$301,620	70.11%
90	AMERICAN SECURITY INSURANCE COMPANY	0.03%	\$421,608	\$417,743	\$480,668	\$527,120	126.18%
91	DIAMOND STATE INSURANCE COMPANY	0.03%	\$417,997	\$369,347	\$57,153	\$373,231	101.05%
92	NATIONAL LLOYDS INSURANCE COMPANY	0.03%	\$412,219	\$415,028	\$352,287	\$248,547	59.89%
93	CHARTIS PROPERTY CASUALTY COMPANY	0.03%	\$399,506	\$48,264	\$0	\$8,688	18.00%
94	AMERICAN FIRE & CASUALTY COMPANY	0.03%	\$343,977	\$358,221	\$174,334	\$160,061	44.68%
95	HORACE MANN INSURANCE COMPANY	0.03%	\$341,369	\$332,690	\$89,778	\$70,548	21.21%
96	SECURA INSURANCE A MUTUAL COMPANY	0.02%	\$328,424	\$399,277	\$41,117	\$56,770	14.22%
97	EMCASCO INSURANCE COMPANY	0.02%	\$306,257	\$267,731	\$64,924	\$25,311	9.45%
98	EMPIRE FIRE AND MARINE INSURANCE CO	0.02%	\$279,346	\$268,726	\$0	-\$18,558	-6.91%
99	BALBOA INSURANCE COMPANY	0.02%	\$278,327	\$746,673	\$1,339,073	\$1,467,027	196.48%
100	CALIFORNIA CASUALTY GENERAL INSURANCE COMPANY	0.02%	\$270,981	\$35,749	\$5,870	\$10,370	29.01%
101	AMERICAN MODERN HOME INSURANCE CO	0.02%	\$244,563	\$186,585	\$61,638	\$38,472	20.62%
102	AMERICAN HALLMARK INSURANCE COMPANY OF TEXAS	0.02%	\$219,942	\$62,422	\$18,790	\$18,790	30.10%
103	AMERICAN RELIABLE INSURANCE COMPANY	0.02%	\$213,568	\$205,796	\$141,752	\$111,536	54.20%
104	TWIN CITY FIRE INSURANCE COMPANY	0.01%	\$181,556	\$202,220	\$79,699	\$77,542	38.35%
105	ROCKFORD MUTUAL INSURANCE COMPANY	0.01%	\$171,774	\$150,044	\$197,836	\$186,836	124.52%
106	STANDARD GUARANTY INSURANCE COMPANY	0.01%	\$163,613	\$156,597	\$22,187	\$51,569	32.93%
107	CHURCH MUTUAL INSURANCE COMPANY	0.01%	\$141,830	\$141,261	\$192,850	\$179,956	127.39%
108	MUTUALAID EXCHANGE	0.01%	\$129,675	\$130,075	\$59,299	\$24,805	19.07%
109	AEGIS SECURITY INSURANCE COMPANY	0.01%	\$112,847	\$123,943	\$390,072	\$217,853	175.77%
110	UNITRIN DIRECT PROPERTY & CASUALTY COMPANY	0.01%	\$101,803	\$40,964	\$47,799	\$55,638	135.82%
111	HARTFORD ACCIDENT & INDEMNITY CO	0.01%	\$95,729	\$99,775	\$67,066	\$56,923	57.05%
112	GUIDEONE SPECIALTY MUTUAL INSURANCE COMPANY	0.01%	\$75,046	\$58,589	\$4,507	\$6,068	10.36%
113	OHIO CASUALTY INSURANCE COMPANY	0.01%	\$69,742	\$69,996	\$30,009	\$14,930	21.33%
114	EMPLOYERS MUTUAL CASUALTY COMPANY	0.01%	\$68,452	\$67,087	\$24,070	-\$219,366	-326.99%
115	MERASTAR INSURANCE COMPANY	0.00%	\$60,607	\$55,644	\$27,991	\$34,951	62.81%
116	FIRST AMERICAN PROPERTY & CASUALTY INSURANCE CO	0.00%	\$59,255	\$56,499	\$34,425	\$15,865	28.08%
117	HARTFORD FIRE INSURANCE COMPANY	0.00%	\$52,843	\$61,325	\$20,152	\$20,152	32.86%
118	FIDELITY AND DEPOSIT COMPANY MARYLAND	0.00%	\$44,269	\$37,356	\$3,728	\$3,728	9.98%
119	MIDDLESEX INSURANCE COMPANY	0.00%	\$38,666	\$1,151,227	\$1,077,519	\$1,119,776	97.27%

**2009 PROPERTY/CASUALTY INSURANCE
TOTAL HOMEOWNERS**

OBS	COMPANY NAME	MARKET SHARE	DIRECT PREMIUMS WRITTEN	DIRECT PREMIUMS EARNED	DIRECT LOSSES PAID	DIRECT LOSSES INCURRED	LOSS RATIO
120	NEIGHBORHOOD SPIRIT PROPERTY & CASUALTY COMPAN	0.00%	\$34,814	\$50,719	\$5,193	\$5,217	10.29%
121	ASSOCIATED INDEMNITY CORPORATION	0.00%	\$31,558	\$32,050	\$37,695	-\$27,888	-87.01%
122	MASSACHUSETTS BAY INSURANCE COMPANY	0.00%	\$29,816	\$42,058	\$251,193	\$248,688	591.30%
123	NATIONAL CASUALTY COMPANY	0.00%	\$26,302	\$30,956	\$4,960	\$9,099	29.39%
124	RANCHERS AND FARMERS INSURANCE COMPANY	0.00%	\$25,170	\$12,017	\$930	\$930	7.74%
125	AFFILIATED FM INSURANCE COMPANY	0.00%	\$20,763	\$20,155	\$0	\$0	0.00%
126	MARKEL AMERICAN INSURANCE COMPANY	0.00%	\$19,847	\$17,449	\$8,734	\$9,932	56.92%
127	AMERICAN FAMILY HOME INSURANCE COMPANY	0.00%	\$12,623	\$7,496	\$1,539	\$2,407	32.11%
128	CITIZENS INSURANCE COMPANY OF AMERICA	0.00%	\$11,419	\$22,237	\$25,498	\$498	2.24%
129	HANOVER INSURANCE COMPANY THE	0.00%	\$9,016	\$19,701	\$1,950	\$1,950	9.90%
130	EXACT PROPERTY & CASUALTY	0.00%	\$8,558	\$17,197	\$90,240	\$89,114	518.20%
131	MFS MUTUAL INSURANCE COMPANY	0.00%	\$5,497	\$5,641	\$2,313	\$2,313	41.00%
132	WESTFIELD INSURANCE COMPANY	0.00%	\$2,629	\$2,271	\$51,947	\$52,208	2298.90%
133	FEDERATED MUTUAL INSURANCE COMPANY	0.00%	\$0	\$0	\$0	-\$1,282	N/A
134	AMTRUST INSURANCE COMPANY OF KANSAS INC	0.00%	\$0	\$0	\$0	-\$314	N/A
135	UNITRIN AUTO AND HOME INSURANCE COMPANY	0.00%	\$0	\$0	\$0	-\$4	N/A
136	ZURICH AMERICAN INSURANCE COMPANY	0.00%	\$0	\$0	\$0	-\$228	N/A
137	ASSURANCE COMPANY OF AMERICA	0.00%	\$0	-\$3	\$0	-\$75	2500.00%
138	MARYLAND CASUALTY COMPANY	0.00%	\$0	\$0	\$0	-\$51	N/A
139	NATIONAL UNION FIRE INSURANCE COMPANY OF PITTSBU	0.00%	\$0	\$0	\$896,411	\$896,411	N/A
140	AMERISURE INSURANCE COMPANY	0.00%	\$0	\$0	\$9,800	-\$40,200	N/A
141	AMERICAN ECONOMY INSURANCE COMPANY	0.00%	\$0	\$0	\$0	-\$50	N/A
142	AMERICAN STATES INSURANCE COMPANY	0.00%	\$0	\$0	\$2,473	\$2,464	N/A
143	AMERICAN STATES INSURANCE COMPANY OF TEXAS	0.00%	\$0	\$0	-\$150	-\$169	N/A
144	SECURITY NATIONAL INSURANCE COMPANY	0.00%	\$0	\$0	-\$1,748	-\$4,013	N/A
145	TRINITY UNIVERSAL INSURANCE COMPANY	0.00%	\$0	\$0	\$0	-\$140	N/A
146	CALIFORNIA CASUALTY INSURANCE COMPANY	0.00%	\$0	\$0	\$0	\$178	N/A
147	AMERICAN CASUALTY COMPANY OF READING PENNSYLV/	0.00%	\$0	\$0	\$10,000	\$8,147	N/A
148	CONTINENTAL CASUALTY COMPANY	0.00%	\$0	\$0	\$0	\$2,052	N/A
149	BANKERS STANDARD FIRE & MARINE CO	0.00%	\$0	\$0	\$0	-\$1	N/A
150	ONEBEACON AMERICA INSURANCE COMPANY	0.00%	\$0	\$0	\$0	\$72,227	N/A
151	EMPLOYERS FIRE INSURANCE COMPANY	0.00%	\$0	\$0	\$0	\$1,356	N/A
152	NORTH RIVER INSURANCE COMPANY THE	0.00%	\$0	\$0	\$0	-\$105	N/A
153	UNITED STATES FIRE INSURANCE COMPANY	0.00%	\$0	\$0	\$0	-\$128	N/A
154	PENNSYLVANIA GENERAL INSURANCE COMPANY	0.00%	\$0	\$0	\$5,206	\$6,070	N/A
155	ONEBEACON INSURANCE COMPANY	0.00%	\$0	\$0	\$0	\$62	N/A
156	INSURANCE COMPANY OF NORTH AMERICA	0.00%	\$0	\$0	\$0	-\$7	N/A
157	PACIFIC EMPLOYERS INSURANCE COMPANY	0.00%	\$0	\$0	\$0	-\$562	N/A
158	AGCS MARINE INSURANCE COMPANY	0.00%	\$0	\$0	\$0	\$27	N/A
159	ECONOMY FIRE & CASUALTY COMPANY	0.00%	\$0	\$0	\$0	-\$2,784	N/A
160	NATIONAL GENERAL INSURANCE COMPANY	0.00%	\$0	\$0	-\$45	-\$45	N/A
161	NATIONWIDE MUTUAL FIRE INSURANCE COMPANY	0.00%	\$0	\$0	\$0	\$2,197	N/A
162	NATIONWIDE MUTUAL INSURANCE COMPANY	0.00%	\$0	\$0	\$44,677	-\$28,439	N/A
163	PEERLESS INSURANCE COMPANY	0.00%	\$0	\$0	\$0	\$88,169	N/A
164	GENERAL CASUALTY COMPANY OF WISCONSIN	0.00%	\$0	\$0	\$0	\$3,430	N/A
165	FIRST NATIONAL INSURANCE COMPANY OF AMERICA	0.00%	\$0	\$0	\$0	-\$904	N/A
166	GENERAL INSURANCE COMPANY OF AMERICA	0.00%	\$0	\$0	\$0	-\$5,867	N/A
167	ST PAUL GUARDIAN INSURANCE COMPANY	0.00%	\$0	\$0	\$0	-\$108,270	N/A
168	STATE AUTOMOBILE MUTUAL INSURANCE COMPANY	0.00%	\$0	\$0	\$21,860	\$21,860	N/A
169	STATE FARM GENERAL INSURANCE COMPANY	0.00%	\$0	\$0	-\$303	-\$303	N/A
170	CHARTER OAK FIRE INSURANCE CO THE	0.00%	\$0	\$0	\$0	\$64	N/A
171	PHOENIX INSURANCE COMPANY THE	0.00%	\$0	\$0	\$5,855	\$2,705	N/A
172	TRAVELERS INDEMNITY COMPANY	0.00%	\$0	\$0	\$0	\$56	N/A
173	TRAVELERS PROPERTY CASUALTY COMPANY OF AMERIC	0.00%	\$0	\$0	\$0	\$100	N/A
174	TRAVELERS INDEMNITY COMPANY OF CONNECTICUT	0.00%	\$0	\$0	\$0	\$100	N/A
175	FIDELITY & GUARANTY INSURANCE UNDERWRITERS	0.00%	\$0	\$0	\$0	-\$6	N/A
176	UNITED STATES FIDELITY & GUARANTY COMPANY	0.00%	\$0	\$0	\$0	-\$11,279	N/A
177	AMEX ASSURANCE COMPANY	0.00%	\$0	\$0	-\$2,375	-\$32,345	N/A
178	LM PROPERTY AND CASUALTY INSURANCE COMPANY	0.00%	\$0	\$0	-\$88,343	-\$88,344	N/A

**2009 PROPERTY/CASUALTY INSURANCE
TOTAL HOMEOWNERS**

OBS	COMPANY NAME	MARKET SHARE	DIRECT PREMIUMS WRITTEN	DIRECT PREMIUMS EARNED	DIRECT LOSSES PAID	DIRECT LOSSES INCURRED	LOSS RATIO
179	FIRST LIBERTY INSURANCE CORP THE	0.00%	\$0	\$0	\$0	-\$5	N/A
180	CONTINENTAL INSURANCE COMPANY THE	0.00%	\$0	\$0	\$1,854	\$1,854	N/A
181	ALLIANZ GLOBAL RISKS US INSURANCE COMPANY	0.00%	\$0	\$0	\$0	\$12	N/A
182	FIDELITY AND GUARANTY INSURANCE COMPANY	0.00%	\$0	\$0	\$0	-\$16,532	N/A
183	AMERICAN STATES PREFERRED INSURANCE COMPANY	0.00%	\$0	\$0	-\$97	-\$196	N/A
184	HARTFORD INSURANCE COMPANY OF MIDWEST THE	0.00%	\$0	\$0	\$4,239	\$6,980	N/A
185	BEAZLEY INSURANCE COMPANY INC	0.00%	\$0	\$0	\$0	-\$3,423	N/A
186	ECONOMY PREFERRED INSURANCE COMPANY	0.00%	\$0	\$0	\$0	-\$11,301	N/A
187	TRAVELERS PERSONAL INSURANCE COMPANY	0.00%	\$0	\$0	\$0	-\$4	N/A
188	INDEMNITY INSURANCE COMPANY OF NORTH AMERICA	0.00%	\$0	\$0	\$0	-\$113	N/A
189	LM INSURANCE CORPORATION	0.00%	-\$82	-\$82	\$0	-\$2	2.44%
190	TIG INSURANCE COMPANY	0.00%	\$0	\$0	\$0	-\$677	N/A
TOTAL		100.00%	\$1,341,160,015	\$1,283,124,093	\$824,872,916	\$791,383,248	61.68%

**TOTAL
PRIVATE PASSENGER
AUTO INSURANCE**

**2009 PROPERTY/CASUALTY INSURANCE
TOTAL PRIVATE PASSENGER AUTO**

OBS	COMPANY NAME	MARKET SHARE	DIRECT PREMIUMS WRITTEN	DIRECT PREMIUMS EARNED	DIRECT LOSSES PAID	DIRECT LOSSES INCURRED	LOSS RATIO
1	STATE FARM MUTUAL AUTOMOBILE INSURANCE COMPANY	21.28%	\$601,086,761	\$596,225,029	\$381,970,832	\$385,480,223	64.65%
2	AMERICAN FAMILY MUTUAL INSURANCE COMPANY	15.23%	\$430,259,732	\$428,292,328	\$254,243,727	\$267,197,422	62.39%
3	SHELTER MUTUAL INSURANCE COMPANY	5.30%	\$149,804,322	\$148,424,091	\$92,424,617	\$99,312,276	66.91%
4	FARMERS INSURANCE COMPANY INC	4.69%	\$132,343,897	\$135,796,227	\$66,741,484	\$63,348,739	46.65%
5	SAFECO INSURANCE COMPANY OF ILLINOIS	3.56%	\$100,500,964	\$104,633,367	\$52,596,021	\$51,281,195	49.01%
6	AUTOMOBILE CLUB INTER-INSURANCE EXCHANGE	3.29%	\$92,974,085	\$89,344,932	\$52,555,338	\$55,130,120	61.70%
7	PROGRESSIVE PREFERRED INSURANCE COMPANY	3.13%	\$88,362,524	\$85,219,822	\$46,927,320	\$52,746,076	61.89%
8	PROGRESSIVE DIRECT INSURANCE COMPANY	2.25%	\$63,547,774	\$59,660,049	\$30,896,217	\$36,405,242	61.02%
9	FARM BUREAU TOWN & COUNTRY INS CO OF MO	2.03%	\$57,437,888	\$56,722,357	\$34,720,002	\$35,833,184	63.17%
10	GEICO GENERAL INS CO	2.01%	\$56,850,132	\$55,824,394	\$33,870,586	\$36,119,376	64.70%
11	ALLIED PROPERTY & CASUALTY INSURANCE COMPANY	1.77%	\$50,079,326	\$47,773,855	\$24,451,190	\$29,162,102	61.04%
12	TRAVELERS HOME AND MARINE INSURANCE COMPANY THE	1.71%	\$48,426,332	\$45,447,768	\$22,517,936	\$26,139,901	57.52%
13	AMERICAN STANDARD INSURANCE COMPANY OF WISCONSI	1.70%	\$48,104,492	\$49,668,952	\$38,479,127	\$36,581,209	73.65%
14	STATE FARM FIRE AND CASUALTY COMPANY	1.63%	\$45,972,818	\$45,987,721	\$32,953,866	\$34,155,515	74.27%
15	ALLSTATE FIRE AND CASUALTY INSURANCE COMPANY	1.39%	\$39,360,020	\$38,618,785	\$17,306,503	\$18,672,717	48.35%
16	UNITED SERVICES AUTOMOBILE ASSOCIATION	1.37%	\$38,635,613	\$37,862,916	\$23,921,435	\$23,241,831	61.38%
17	ALLSTATE INSURANCE COMPANY	1.26%	\$35,721,402	\$36,797,944	\$17,705,309	\$16,925,895	46.00%
18	ALLSTATE PROPERTY & CASUALTY INSURANCE COMPANY	1.26%	\$35,588,563	\$37,610,215	\$19,499,278	\$16,642,881	44.25%
19	GEICO INDEMNITY COMPANY	1.21%	\$34,105,429	\$33,752,078	\$18,078,422	\$20,472,693	60.66%
20	LIBERTY MUTUAL FIRE INSURANCE COMPANY	1.16%	\$32,807,252	\$31,174,673	\$14,969,259	\$18,492,992	59.32%
21	PROGRESSIVE NORTHWESTERN INSURANCE COMPANY	0.92%	\$26,101,807	\$24,170,250	\$12,991,118	\$13,770,876	56.97%
22	NATIONWIDE AFFINITY INSURANCE COMPANY OF AMERICA	0.86%	\$24,391,421	\$24,191,069	\$13,309,823	\$14,425,220	59.63%
23	USAA CASUALTY INSURANCE COMPANY	0.84%	\$23,723,378	\$23,235,002	\$14,063,097	\$14,580,856	62.75%
24	MID CENTURY INSURANCE COMPANY	0.78%	\$22,131,307	\$23,744,448	\$15,508,977	\$14,476,852	60.97%
25	GOVERNMENT EMPLOYEES INSURANCE CO	0.78%	\$21,935,418	\$21,527,076	\$12,988,303	\$13,922,004	64.67%
26	MIDWESTERN INDEMNITY COMPANY THE	0.64%	\$18,186,427	\$20,297,394	\$11,431,748	\$12,961,980	63.86%
27	TWIN CITY FIRE INSURANCE COMPANY	0.64%	\$18,162,239	\$16,258,365	\$9,319,761	\$10,881,444	66.93%
28	SAFE AUTO INSURANCE COMPANY	0.63%	\$17,927,980	\$15,749,607	\$8,277,537	\$12,052,481	76.53%
29	PROGRESSIVE MAX INSURANCE COMPANY	0.61%	\$17,286,291	\$17,844,781	\$11,277,311	\$10,608,528	59.45%
30	CAMERON MUTUAL INSURANCE COMPANY	0.60%	\$16,928,940	\$17,553,731	\$11,986,046	\$11,770,864	67.06%
31	AMERICAN NATIONAL PROPERTY & CASUALTY COMPANY	0.59%	\$16,744,503	\$16,548,580	\$10,927,386	\$12,243,787	73.99%
32	CORNERSTONE NATIONAL INSURANCE COMPANY	0.51%	\$14,476,080	\$14,763,747	\$8,649,202	\$8,208,147	55.60%
33	ESURANCE INSURANCE COMPANY	0.50%	\$14,225,734	\$14,363,726	\$7,892,834	\$7,169,894	49.92%
34	COLUMBIA MUTUAL INSURANCE COMPANY	0.50%	\$14,023,759	\$13,818,169	\$7,802,891	\$9,176,192	66.41%
35	BRISTOL WEST INSURANCE COMPANY	0.46%	\$12,900,729	\$11,287,708	\$4,783,988	\$6,359,294	56.34%
36	HARTFORD UNDERWRITERS INSURANCE COMPANY	0.45%	\$12,747,708	\$13,476,604	\$7,219,929	\$7,758,071	57.57%
37	HARTFORD INSURANCE COMPANY OF MIDWEST THE	0.44%	\$12,436,994	\$12,013,196	\$7,057,365	\$9,185,618	76.46%
38	DAIRYLAND INSURANCE COMPANY	0.40%	\$11,330,338	\$12,287,716	\$6,879,287	\$5,116,437	41.64%
39	PROPERTY & CASUALTY INSURANCE COMPANY OF HARTFC	0.37%	\$10,414,600	\$11,106,006	\$6,424,763	\$6,956,546	62.64%
40	VIKING INSURANCE COMPANY OF WISCONSIN	0.37%	\$10,354,165	\$9,176,768	\$4,271,302	\$4,909,010	53.49%
41	NATIONWIDE INSURANCE COMPANY OF AMERICA	0.34%	\$9,585,340	\$9,272,554	\$5,820,427	\$7,419,723	80.02%
42	COUNTRY PREFERRED INSURANCE COMPANY	0.32%	\$9,059,857	\$8,816,648	\$4,496,867	\$5,070,497	57.51%
43	AFFIRMATIVE INSURANCE COMPANY	0.30%	\$8,569,055	\$8,798,892	\$6,659,888	\$5,134,775	58.36%
44	MERIDIAN SECURITY INSURANCE COMPANY	0.29%	\$8,284,103	\$6,535,430	\$2,891,851	\$4,260,556	65.19%
45	AUTO CLUB FAMILY INSURANCE COMPANY	0.29%	\$8,166,370	\$10,490,263	\$7,483,329	\$6,651,742	63.41%
46	CAMERON NATIONAL INSURANCE COMPANY	0.27%	\$7,611,717	\$7,206,581	\$3,879,771	\$4,070,487	56.48%
47	ELECTRIC INSURANCE COMPANY	0.26%	\$7,379,990	\$5,728,833	\$2,448,400	\$2,708,600	47.28%
48	ALLSTATE INDEMNITY COMPANY	0.25%	\$7,143,201	\$7,118,236	\$5,240,976	\$4,907,610	68.94%
49	OWNERS INSURANCE COMPANY	0.25%	\$7,046,508	\$6,294,303	\$3,855,341	\$4,752,344	75.50%
50	AUTO OWNERS INSURANCE COMPANY	0.23%	\$6,418,358	\$6,252,870	\$3,541,814	\$3,703,507	59.23%
51	21ST CENTURY CENTENNIAL INSURANCE COMPANY	0.23%	\$6,409,423	\$5,761,721	\$3,169,594	\$4,246,025	73.69%
52	21ST CENTURY NORTH AMERICA INSURANCE COMPANY	0.21%	\$5,943,474	\$4,385,850	\$1,283,760	\$2,086,144	47.57%
53	MENDOTA INSURANCE COMPANY	0.20%	\$5,681,267	\$5,492,792	\$2,908,341	\$3,221,107	58.64%
54	DIRECT GENERAL INSURANCE COMPANY	0.20%	\$5,529,517	\$5,009,467	\$3,213,116	\$3,619,098	72.25%
55	USAA GENERAL INDEMNITY COMPANY	0.19%	\$5,434,437	\$4,911,568	\$3,661,396	\$4,312,689	87.81%
56	COUNTRY MUTUAL INSURANCE COMPANY	0.18%	\$4,947,064	\$4,911,512	\$3,196,565	\$3,164,520	64.43%
57	NATIONAL GENERAL INSURANCE COMPANY	0.17%	\$4,891,055	\$5,046,433	\$3,787,121	\$3,552,537	70.40%
58	METROPOLITAN GROUP PROPERTY & CASUALTY INSURANC	0.17%	\$4,819,316	\$4,978,685	\$2,317,018	\$2,104,383	42.27%
59	TRADERS INSURANCE COMPANY	0.15%	\$4,349,988	\$4,277,018	\$2,318,794	\$2,749,119	64.28%
60	HAULERS INSURANCE COMPANY INC	0.15%	\$4,349,279	\$4,233,456	\$3,112,420	\$3,303,598	78.04%

**2009 PROPERTY/CASUALTY INSURANCE
TOTAL PRIVATE PASSENGER AUTO**

OBS	COMPANY NAME	MARKET SHARE	DIRECT PREMIUMS WRITTEN	DIRECT PREMIUMS EARNED	DIRECT LOSSES PAID	DIRECT LOSSES INCURRED	LOSS RATIO
61	ACUITY A MUTUAL INSURANCE COMPANY	0.15%	\$4,304,188	\$4,002,915	\$2,378,903	\$1,941,037	48.49%
62	UNIVERSAL CASUALTY COMPANY	0.15%	\$4,261,069	\$6,816,672	\$4,624,809	\$6,636,004	97.35%
63	METROPOLITAN PROPERTY & CASUALTY INSURANCE COMF	0.15%	\$4,224,236	\$4,303,667	\$2,255,194	\$2,612,903	60.71%
64	FINANCIAL INDEMNITY COMPANY	0.15%	\$4,208,719	\$5,295,633	\$4,786,080	\$3,515,483	66.38%
65	FOREMOST INSURANCE COMPANY	0.15%	\$4,113,848	\$3,998,281	\$2,663,192	\$2,744,769	68.65%
66	SHELTER GENERAL INSURANCE COMPANY	0.14%	\$4,082,334	\$4,077,021	\$2,802,138	\$2,295,755	56.31%
67	YOUNG AMERICA INSURANCE COMPANY	0.14%	\$3,829,634	\$3,870,062	\$2,579,914	\$2,372,284	61.30%
68	SENTRY INSURANCE A MUTUAL COMPANY	0.13%	\$3,807,913	\$3,153,006	\$1,462,830	\$1,245,208	39.49%
69	GMAC INSURANCE COMPANY ONLINE INC	0.13%	\$3,603,508	\$3,445,742	\$3,294,208	\$3,329,284	96.62%
70	FIREMANS FUND INSURANCE COMPANY	0.12%	\$3,477,696	\$3,694,029	\$1,776,687	\$115,903	3.14%
71	STATE AUTO PROPERTY & CASUALTY INSURANCE COMPAN	0.12%	\$3,407,885	\$3,541,989	\$2,346,495	\$1,454,254	41.06%
72	IDS PROPERTY CASUALTY INSURANCE COMPANY	0.12%	\$3,398,867	\$3,312,273	\$1,836,839	\$2,305,011	69.59%
73	ALFA VISION INSURANCE CORPORATION	0.12%	\$3,373,861	\$3,555,946	\$1,725,876	\$1,222,755	34.39%
74	FIRST ACCEPTANCE INSURANCE COMPANY INC	0.12%	\$3,297,322	\$3,419,422	\$2,004,368	\$1,319,593	38.59%
75	GRINNELL MUTUAL REINSURANCE COMPANY	0.12%	\$3,289,514	\$3,392,365	\$1,677,047	\$1,048,529	30.91%
76	PROGRESSIVE CLASSIC INSURANCE COMPANY	0.12%	\$3,266,213	\$5,308,000	\$3,350,081	\$2,214,137	41.71%
77	UNITRIN PREFERRED INSURANCE COMPANY	0.11%	\$3,124,312	\$3,134,037	\$1,991,739	\$2,611,037	83.31%
78	CINCINNATI INSURANCE COMPANY THE	0.11%	\$3,095,000	\$2,771,107	\$1,647,442	\$1,587,967	57.30%
79	GRINNELL SELECT INSURANCE COMPANY	0.11%	\$3,009,673	\$2,821,264	\$1,620,512	\$2,079,528	73.71%
80	CONSUMERS INSURANCE USA INC	0.10%	\$2,836,782	\$2,853,963	\$2,670,514	\$2,174,311	76.19%
81	CALIFORNIA CASUALTY GENERAL INSURANCE COMPANY OI	0.10%	\$2,812,677	\$2,741,714	\$1,646,068	\$1,919,642	70.02%
82	GUIDEONE AMERICA INSURANCE COMPANY	0.10%	\$2,787,198	\$2,712,292	\$1,311,656	\$1,317,097	48.56%
83	AMICA MUTUAL INSURANCE COMPANY	0.10%	\$2,699,664	\$2,457,355	\$1,497,003	\$1,079,515	43.93%
84	VICTORIA AUTOMOBILE INSURANCE COMPANY	0.10%	\$2,696,766	\$3,050,165	\$1,949,153	\$1,828,118	59.94%
85	GARRISON PROPERTY AND CASUALTY INSURANCE COMPAI	0.09%	\$2,518,680	\$2,210,465	\$1,645,214	\$1,883,561	85.21%
86	MILLERS FIRST INSURANCE COMANY	0.08%	\$2,293,053	\$2,278,852	\$1,430,022	\$1,191,531	52.29%
87	MILLERS CLASSIFIED INSURANCE COMPANY	0.08%	\$2,289,728	\$2,287,870	\$1,362,645	\$1,568,913	68.58%
88	ALFA SPECIALTY INSURANCE CORPORATION	0.08%	\$2,281,403	\$1,506,554	\$353,731	\$801,625	53.21%
89	SECURA SUPREME INSURANCE COMPANY	0.08%	\$2,132,501	\$2,324,826	\$1,912,185	\$913,494	39.29%
90	HORACE MANN PROPERTY & CASUALTY INSURANCE COMP.	0.07%	\$2,109,148	\$2,011,562	\$1,404,931	\$1,159,552	57.64%
91	TRAVELERS PROPERTY CASUALTY INSURANCE COMPANY	0.07%	\$2,084,286	\$1,907,673	\$1,068,637	\$1,189,566	62.36%
92	UNITRIN DIRECT PROPERTY & CASUALTY COMPANY	0.07%	\$2,064,810	\$2,424,828	\$1,724,746	\$1,285,810	53.03%
93	ESSENTIA INSURANCE COMPANY	0.07%	\$1,965,249	\$1,861,663	\$488,613	\$473,798	25.45%
94	HALLMARK INSURANCE COMPANY	0.07%	\$1,964,002	\$1,644,602	\$678,784	\$1,110,620	67.53%
95	INSUREMAX INSURANCE COMPANY	0.07%	\$1,929,657	\$1,546,960	\$803,237	\$1,011,282	65.37%
96	FIDELITY NATIONAL INSURANCE COMPANY	0.07%	\$1,886,090	\$1,786,705	\$1,510,488	\$1,241,058	69.46%
97	FIRST LIBERTY INSURANCE CORP THE	0.07%	\$1,881,028	\$1,699,910	\$699,136	\$947,879	55.76%
98	21ST CENTURY NATIONAL INSURANCE COMPANY	0.07%	\$1,876,556	\$2,003,491	\$2,212,338	\$1,004,535	50.14%
99	ECONOMY PREMIER ASSURANCE COMPANY	0.07%	\$1,858,196	\$1,980,388	\$1,295,859	\$1,364,406	68.90%
100	DIRECT NATIONAL INSURANCE COMPANY	0.06%	\$1,770,310	\$1,898,936	\$1,666,520	\$1,197,827	63.08%
101	OMNI INDEMNITY COMPANY	0.06%	\$1,754,168	\$1,555,460	\$953,589	\$1,010,115	64.94%
102	AMERICAN NATIONAL GENERAL INSURANCE COMPANY	0.06%	\$1,732,221	\$1,617,621	\$901,351	\$934,648	57.78%
103	ENCOMPASS INDEMNITY COMPANY	0.06%	\$1,654,876	\$2,283,378	\$1,929,430	\$1,862,220	81.56%
104	AMERICAN SERVICE INSURANCE COMPANY	0.06%	\$1,627,242	\$1,291,876	\$925,572	\$1,136,731	87.99%
105	SAGAMORE INSURANCE COMPANY	0.06%	\$1,607,048	\$1,334,502	\$676,635	\$646,346	48.43%
106	EQUITY INSURANCE COMPANY	0.06%	\$1,575,050	\$983,792	\$434,328	\$908,809	92.38%
107	WORKMENS AUTO INSURANCE COMPANY	0.06%	\$1,557,885	\$1,343,952	\$499,733	\$685,139	50.98%
108	TRAVELERS PERSONAL INSURANCE COMPANY	0.05%	\$1,450,488	\$2,357,207	\$3,244,757	\$2,347,997	99.61%
109	RESPONSE WORLDWIDE INSURANCE COMPANY	0.05%	\$1,350,546	\$1,435,965	\$1,092,022	\$1,250,947	87.12%
110	GUIDEONE ELITE INSURANCE COMPANY	0.05%	\$1,315,800	\$1,362,075	\$1,102,987	\$1,004,361	73.74%
111	MIDDLESEX INSURANCE COMPANY	0.05%	\$1,281,949	\$1,928,453	\$1,305,993	\$1,235,858	64.09%
112	21ST CENTURY PREMIER INSURANCE COMPANY	0.04%	\$1,228,910	\$1,406,535	\$1,024,790	\$723,123	51.41%
113	AMCO INSURANCE COMPANY	0.04%	\$1,121,118	\$962,241	\$1,902,540	\$432,631	44.96%
114	TRUMBULL INSURANCE COMPANY	0.04%	\$1,077,836	\$197,763	\$80,135	\$165,899	83.89%
115	METROPOLITAN DIRECT PROPERTY AND CASUALTY INSUR	0.04%	\$1,075,259	\$1,143,297	\$735,998	\$587,339	51.37%
116	INSURANCE COMPANY OF THE STATE OF PENNSYLVANIA	0.04%	\$1,017,635	\$2,287,966	\$2,715,775	\$1,623,814	70.97%
117	PRIDE NATIONAL INSURANCE COMPANY	0.04%	\$1,016,849	\$530,118	\$175,516	\$352,240	66.45%
118	GEICO CASUALTY COMPANY	0.04%	\$995,997	\$1,114,145	\$991,150	\$580,772	52.13%
119	PROGRESSIVE CASUALTY INSURANCE COMPANY	0.03%	\$968,896	\$1,615,040	\$1,189,191	\$921,931	57.08%

**2009 PROPERTY/CASUALTY INSURANCE
TOTAL PRIVATE PASSENGER AUTO**

OBS	COMPANY NAME	MARKET SHARE	DIRECT PREMIUMS WRITTEN	DIRECT PREMIUMS EARNED	DIRECT LOSSES PAID	DIRECT LOSSES INCURRED	LOSS RATIO
120	GREAT NORTHERN INSURANCE COMPANY	0.03%	\$967,550	\$1,107,031	\$678,865	\$568,068	51.31%
121	KEMPER INDEPENDENCE INSURANCE COMPANY	0.03%	\$939,041	\$1,016,058	\$821,593	\$235,193	23.15%
122	INFINITY AUTO INSURANCE COMPANY	0.03%	\$925,545	\$1,247,401	\$945,697	\$188,325	15.10%
123	UNITED FIRE AND CASUALTY COMPANY	0.03%	\$907,110	\$785,781	\$376,835	\$536,370	68.26%
124	PERMANENT GENERAL ASSURANCE CORPORATION	0.03%	\$870,326	\$627,338	\$167,113	\$206,665	32.94%
125	CHARTIS PROPERTY CASUALTY COMPANY	0.03%	\$830,716	\$487,579	\$186,721	\$153,453	31.47%
126	FARMERS ALLIANCE MUTUAL INSURANCE COMPANY	0.03%	\$769,216	\$756,821	\$465,712	\$457,492	60.45%
127	BANKERS STANDARD INSURANCE COMPANY	0.03%	\$755,716	\$516,711	\$126,401	\$162,471	31.44%
128	WEST AMERICAN INSURANCE COMPANY	0.03%	\$751,150	\$798,281	\$649,472	\$552,355	69.19%
129	PROGRESSIVE SPECIALTY INSURANCE COMPANY	0.03%	\$750,333	\$1,223,981	\$852,344	\$638,639	52.18%
130	VIGILANT INSURANCE COMPANY	0.03%	\$748,551	\$843,486	\$362,035	\$261,170	30.96%
131	CHARTER INDEMNITY COMPANY	0.03%	\$740,941	\$685,238	\$408,101	\$404,206	58.99%
132	RESPONSE INSURANCE COMPANY	0.03%	\$737,794	\$709,049	\$440,672	\$518,253	73.09%
133	NATIONAL SURETY CORPORATION	0.03%	\$730,864	\$616,254	\$159,879	\$207,059	33.60%
134	STATE AUTO NATIONAL INSURANCE COMPANY	0.03%	\$728,525	\$666,843	\$426,673	\$435,387	65.29%
135	CHUBB NATIONAL INSURANCE COMPANY	0.02%	\$704,465	\$644,357	\$173,135	\$262,580	40.75%
136	PHILADELPHIA INDEMNITY INSURANCE COMPANY	0.02%	\$695,662	\$660,556	\$371,627	\$391,191	59.22%
137	FEDERAL INSURANCE COMPANY	0.02%	\$694,198	\$746,448	\$675,278	\$609,802	81.69%
138	NATIONAL GENERAL ASSURANCE COMPANY	0.02%	\$686,513	\$726,336	\$524,177	\$243,026	33.46%
139	INFINITY ASSURANCE INSURANCE COMPANY	0.02%	\$664,793	\$814,031	\$936,421	\$431,039	52.95%
140	INFINITY INDEMNITY INSURANCE COMPANY	0.02%	\$661,038	\$713,836	\$435,215	\$412,284	57.76%
141	AMERICAN HOME ASSURANCE COMPANY	0.02%	\$640,134	\$1,345,146	\$1,531,629	\$664,765	49.42%
142	TEACHERS INSURANCE COMPANY	0.02%	\$625,708	\$630,691	\$473,630	\$414,895	65.78%
143	PHARMACISTS MUTUAL INSURANCE COMPANY	0.02%	\$571,001	\$566,969	\$243,047	\$276,831	48.83%
144	NEW SOUTH INSURANCE COMPANY	0.02%	\$549,685	\$647,975	\$629,889	\$313,259	48.34%
145	ENCOMPASS INSURANCE COMPANY OF AMERICA	0.02%	\$541,003	\$724,894	\$392,501	\$114,576	15.81%
146	ALPHA PROPERTY & CASUALTY INSURANCE CO	0.02%	\$536,396	\$643,868	\$614,143	\$183,240	28.46%
147	MIC GENERAL INSURANCE CORPORATION	0.02%	\$522,766	\$597,254	\$174,080	\$167,047	27.97%
148	COUNTRY CASUALTY INSURANCE COMPANY	0.02%	\$522,300	\$532,493	\$309,604	\$261,282	49.07%
149	GUIDEONE MUTUAL INSURANCE COMPANY	0.02%	\$515,121	\$548,263	\$283,031	\$70,321	12.83%
150	TRAVELERS COMMERCIAL INSURANCE COMPANY	0.02%	\$501,262	\$806,150	\$670,366	\$296,964	36.84%
151	21ST CENTURY INSURANCE COMPANY	0.02%	\$500,536	\$614,782	\$488,985	\$376,653	61.27%
152	1ST AUTO & CASUALTY INSURANCE COMPANY	0.02%	\$485,824	\$382,675	\$203,750	\$339,473	88.71%
153	NATIONAL UNION FIRE INSURANCE COMPANY OF PITTSBUR	0.02%	\$482,729	\$1,006,838	\$1,375,675	\$979,437	97.28%
154	TRAVCO INSURANCE COMPANY	0.02%	\$474,554	\$669,652	\$322,261	\$293,604	43.84%
155	HARTFORD FIRE INSURANCE COMPANY	0.02%	\$469,978	\$565,609	\$515,098	\$320,903	56.74%
156	21ST CENTURY ADVANTAGE INSURANCE COMPANY	0.02%	\$467,356	\$769,523	\$250,531	\$426,939	55.48%
157	AMERICAN MODERN HOME INSURANCE CO	0.02%	\$452,509	\$380,249	\$201,185	\$274,827	72.28%
158	AMERICAN HALLMARK INSURANCE COMPANY OF TEXAS	0.01%	\$414,380	\$394,005	\$262,996	\$302,088	76.67%
159	AMERICAN BANKERS INSURANCE COMPANY OF FLORIDA	0.01%	\$414,162	\$410,961	\$110,791	\$33,194	8.08%
160	PACIFIC INDEMNITY COMPANY	0.01%	\$406,522	\$447,022	\$226,632	\$562,686	125.87%
161	SENTINEL INSURANCE COMPANY LTD	0.01%	\$388,360	\$317,336	\$162,191	\$248,072	78.17%
162	FARMERS UNION COOPERATIVE INSURANCE COMPANY	0.01%	\$351,638	\$345,640	\$132,791	\$131,077	37.92%
163	ARMED FORCES INSURANCE EXCHANGE	0.01%	\$322,408	\$269,391	\$142,826	\$248,527	92.26%
164	PHOENIX INSURANCE COMPANY THE	0.01%	\$311,668	\$416,267	\$95,441	\$8,349	2.01%
165	AIU INSURANCE COMPANY	0.01%	\$307,539	\$724,951	\$1,062,270	\$146,735	20.24%
166	EMCASCO INSURANCE COMPANY	0.01%	\$304,039	\$197,209	\$67,030	\$64,352	32.63%
167	LYNDON SOUTHERN INSURANCE COMPANY	0.01%	\$301,526	\$291,019	\$107,134	\$115,812	39.80%
168	METROPOLITAN CASUALTY INSURANCE COMPANY	0.01%	\$301,283	\$310,700	\$150,039	\$131,073	42.19%
169	HARTFORD ACCIDENT & INDEMNITY CO	0.01%	\$287,598	\$303,389	\$181,777	\$87,758	28.93%
170	NATIONAL INTERSTATE INSURANCE COMPANY	0.01%	\$281,073	\$298,447	\$394,404	\$371,847	124.59%
171	CHARTIS CASUALTY COMPANY	0.01%	\$270,244	\$884,037	\$1,832,147	\$74,194	8.39%
172	MARKEL AMERICAN INSURANCE COMPANY	0.01%	\$250,072	\$287,029	\$230,750	\$129,783	45.22%
173	MERASTAR INSURANCE COMPANY	0.01%	\$231,485	\$236,641	\$93,011	\$97,531	41.21%
174	LIBERTY INSURANCE CORPORATION	0.01%	\$212,549	\$244,713	\$87,054	\$56,861	23.24%
175	AUTOMOBILE INS CO OF HARTFORD CT	0.01%	\$210,318	\$288,843	\$121,303	\$151,348	52.40%
176	OMNI INSURANCE COMPANY	0.01%	\$206,116	\$262,755	\$311,346	-\$58,971	-22.44%
177	AMERICAN MODERN SELECT INSURANCE COMPANY	0.01%	\$204,625	\$209,811	\$92,526	-\$43,711	-20.83%
178	AMERICAN FIRE & CASUALTY COMPANY	0.01%	\$163,087	\$174,082	\$66,203	\$74,701	42.91%

2009 PROPERTY/CASUALTY INSURANCE
TOTAL PRIVATE PASSENGER AUTO

OBS	COMPANY NAME	MARKET SHARE	DIRECT PREMIUMS WRITTEN	DIRECT PREMIUMS EARNED	DIRECT LOSSES PAID	DIRECT LOSSES INCURRED	LOSS RATIO
179	ROCKFORD MUTUAL INSURANCE COMPANY	0.01%	\$147,001	\$116,084	\$34,990	\$41,591	35.83%
180	INFINITY INSURANCE COMPANY	0.01%	\$143,300	\$211,367	\$52,502	\$55,154	26.09%
181	AMERICAN FAMILY HOME INSURANCE COMPANY	0.00%	\$135,398	\$407,516	\$372,818	\$254,208	62.38%
182	WESTERN AGRICULTURAL INSURANCE COMPANY	0.00%	\$132,603	\$186,292	\$221,279	\$150,920	81.01%
183	METROPOLITAN GENERAL INSURANCE COMPANY	0.00%	\$131,196	\$134,888	\$28,221	\$13,018	9.65%
184	SECURA INSURANCE A MUTUAL COMPANY	0.00%	\$126,808	\$127,934	\$171,910	\$1,667	1.30%
185	HORACE MANN INSURANCE COMPANY	0.00%	\$125,589	\$102,868	\$42,148	\$33,593	32.66%
186	MERITPLAN INSURANCE COMPANY	0.00%	\$116,462	\$136,146	\$230,051	\$121,032	88.90%
187	DEERBROOK INSURANCE COMPANY	0.00%	\$96,429	\$133,818	\$133,796	\$158,521	118.46%
188	TRAVELERS INDEMNITY COMPANY OF AMERICA	0.00%	\$78,696	\$135,972	\$44,221	\$47,885	35.22%
189	AMERICAN SAFETY CASUALTY INSURANCE COMPANY	0.00%	\$77,858	\$14,025	\$0	\$0	0.00%
190	AMERICAN RELIABLE INSURANCE COMPANY	0.00%	\$77,253	\$78,236	\$35,307	\$45,218	57.80%
191	FOREMOST SIGNATURE INSURANCE COMPANY	0.00%	\$73,603	\$73,442	\$31,373	\$30,330	41.30%
192	INTEGON NATIONAL INSURANCE COMPANY	0.00%	\$55,453	\$62,577	\$57,595	\$12,299	19.65%
193	GUIDEONE SPECIALTY MUTUAL INSURANCE COMPANY	0.00%	\$50,713	\$50,498	\$94,950	\$126,220	249.95%
194	DEPOSITORS INSURANCE COMPANY	0.00%	\$47,952	\$43,465	\$1,029,200	\$47,309	108.84%
195	EMPLOYERS MUTUAL CASUALTY COMPANY	0.00%	\$46,140	\$40,986	\$53,634	\$48,740	118.92%
196	AMERICAN SECURITY INSURANCE COMPANY	0.00%	\$42,807	\$53,804	\$8,247	\$6,582	12.23%
197	STANDARD FIRE INSURANCE COMPANY	0.00%	\$40,637	\$51,125	\$9,874	-\$9,361	-18.31%
198	HARTFORD CASUALTY INSURANCE CO	0.00%	\$39,309	\$13,544	\$14,736	\$11,300	83.43%
199	INTEGON GENERAL INSURANCE CORPORATION	0.00%	\$35,340	\$38,774	\$11,253	\$13,911	35.88%
200	BALBOA INSURANCE COMPANY	0.00%	\$35,273	\$281,487	\$244,624	\$458,517	162.89%
201	TRIUMPH CASUALTY COMPANY	0.00%	\$35,252	\$26,206	\$19,239	\$20,474	78.13%
202	INTEGON INDEMNITY CORPORATION	0.00%	\$33,734	\$40,628	\$5,753	\$3,186	7.84%
203	OHIO CASUALTY INSURANCE COMPANY	0.00%	\$32,072	\$37,670	\$33,376	\$29,215	77.56%
204	SAFECO INSURANCE COMPANY OF AMERICA	0.00%	\$25,540	\$27,879	\$198,380	-\$217,513	-780.20%
205	NORTHBROOK INDEMNITY COMPANY	0.00%	\$18,031	\$21,976	\$18,203	\$31,606	143.82%
206	COMPANION PROPERTY AND CASUALTY INSURANCE COMP.	0.00%	\$10,891	\$3,340	\$0	\$0	0.00%
207	PACIFIC SPECIALTY INSURANCE COMPANY	0.00%	\$10,840	\$13,362	\$6,044	\$3,336	24.97%
208	HANOVER INSURANCE COMPANY THE	0.00%	\$8,635	\$9,110	\$4,992	\$2,509	27.54%
209	VICTORIA FIRE & CASUALTY COMPANY	0.00%	\$8,123	\$9,675	\$28,903	\$5,396	55.77%
210	CITIZENS INSURANCE COMPANY OF AMERICA	0.00%	\$5,802	\$10,736	\$755	\$755	7.03%
211	MASSACHUSETTS BAY INSURANCE COMPANY	0.00%	\$4,681	\$5,859	\$0	\$0	0.00%
212	AEGIS SECURITY INSURANCE COMPANY	0.00%	\$2,922	\$2,907	\$4,857	\$4,857	167.08%
213	NEW HAMPSHIRE INSURANCE COMPANY	0.00%	\$2,593	-\$306	\$0	-\$1	0.33%
214	ALLMERICA FINANCIAL BENEFIT INSURANCE COMPANY	0.00%	\$763	\$763	\$0	\$0	0.00%
215	NATIONWIDE MUTUAL INSURANCE COMPANY	0.00%	\$433	\$433	\$75,632	-\$94,358	-21791.69%
216	WESTERN GENERAL INSURANCE COMPANY INC	0.00%	\$345	\$345	\$0	\$0	0.00%
217	TRAVELERS INDEMNITY COMPANY	0.00%	\$334	\$803	\$23,526	\$1,366	170.11%
218	AMERICAN AUTOMOBILE INSURANCE COMPANY	0.00%	\$30	\$30	\$442,224	-\$98,267	-327556.67%
219	ONEBEACON INSURANCE COMPANY	0.00%	\$18	\$191	-\$6,455	-\$2,895	-1515.71%
220	ZURICH AMERICAN INSURANCE COMPANY	0.00%	\$3	-\$6	\$8,416	-\$36,261	604350.00%
221	HISCOX INSURANCE COMPANY INC	0.00%	\$0	\$0	\$5,500	-\$9,500	N/A
222	GREAT AMERICAN CONTEMPORARY INSURANCE COMPANY	0.00%	\$0	\$0	\$0	-\$52	N/A
223	NATIONWIDE ASSURANCE COMPANY	0.00%	\$0	\$0	-\$38	-\$38	N/A
224	ARCH INSURANCE COMPANY	0.00%	\$0	\$0	-\$3,253	-\$3,253	N/A
225	FOREMOST PROPERTY AND CASUALTY INSURANCE COMPA	0.00%	\$0	\$0	\$0	-\$5	N/A
226	PROGRESSIVE ADVANCED INSURANCE COMPANY	0.00%	\$0	\$0	\$0	-\$2,706	N/A
227	AMERICA FIRST INSURANCE COMPANY	0.00%	\$0	\$0	\$0	\$621	N/A
228	FEDERATED MUTUAL INSURANCE COMPANY	0.00%	\$0	\$0	\$99,598	\$7,103	N/A
229	FOUNDERS INSURANCE COMPANY	0.00%	\$0	\$0	-\$200	-\$200	N/A
230	PENNSYLVANIA NATIONAL MUTUAL CASUALTY INSURANCE	0.00%	\$0	\$0	-\$50	-\$50	N/A
231	AMTRUST INSURANCE COMPANY OF KANSAS INC	0.00%	\$0	\$0	\$0	-\$2,760	N/A
232	GREAT AMERICAN INSURANCE COMPANY	0.00%	\$0	\$76	\$2,908	\$12,932	17015.79%
233	GENERAL CASUALTY INSURANCE COMPANY	0.00%	\$0	\$0	-\$2,181	-\$6,665	N/A
234	TRAVELERS CASUALTY INSURANCE COMPANY OF AMERICA	0.00%	\$0	\$0	\$0	\$0	N/A
235	ALLIANCE INSURANCE COMPANY INC	0.00%	\$0	-\$25	\$0	\$0	0.00%
236	ASSURANCE COMPANY OF AMERICA	0.00%	\$0	\$0	-\$82	-\$601	N/A
237	NORTHERN INSURANCE COMPANY OF NEW YORK	0.00%	\$0	\$0	\$0	-\$759	N/A

2009 PROPERTY/CASUALTY INSURANCE
TOTAL PRIVATE PASSENGER AUTO

OBS	COMPANY NAME	MARKET SHARE	DIRECT PREMIUMS WRITTEN	DIRECT PREMIUMS EARNED	DIRECT LOSSES PAID	DIRECT LOSSES INCURRED	LOSS RATIO
238	COMMERCE AND INDUSTRY INSURANCE CO	0.00%	\$0	\$3	\$0	\$0	0.00%
239	AMERICAN ECONOMY INSURANCE COMPANY	0.00%	\$0	\$0	\$2,895	-\$26,619	N/A
240	AMERICAN STATES INSURANCE COMPANY	0.00%	\$0	\$0	-\$1,391	-\$5,783	N/A
241	ARGONAUT INSURANCE COMPANY	0.00%	\$0	\$0	\$0	-\$8,389	N/A
242	SECURITY NATIONAL INSURANCE COMPANY	0.00%	\$0	\$0	\$91,532	\$46,553	N/A
243	TRINITY UNIVERSAL INSURANCE COMPANY	0.00%	\$0	\$0	\$25,103	-\$30,193	N/A
244	CALIFORNIA CASUALTY INDEMNITY EXCHANGE	0.00%	\$0	\$0	\$323,165	\$78,058	N/A
245	CALIFORNIA CASUALTY INSURANCE COMPANY	0.00%	\$0	\$0	\$0	\$38	N/A
246	CONTINENTAL CASUALTY COMPANY	0.00%	\$0	\$0	\$0	\$7,644	N/A
247	NATIONAL FIRE INSURANCE COMPANY OF HARTFORD	0.00%	\$0	\$0	\$0	\$1	N/A
248	VALLEY FORGE INSURANCE COMPANY	0.00%	\$0	\$0	\$8,982	\$238	N/A
249	NORTH RIVER INSURANCE COMPANY THE	0.00%	\$0	\$0	\$0	-\$1,599	N/A
250	UNITED STATES FIRE INSURANCE COMPANY	0.00%	\$0	\$0	\$0	-\$1,379	N/A
251	EMPIRE FIRE AND MARINE INSURANCE CO	0.00%	\$0	\$18	\$0	-\$1,423	-7905.56%
252	INFINITY CASUALTY INSURANCE COMPANY	0.00%	\$0	\$0	\$1	-\$16,415	N/A
253	ASSOCIATED INDEMNITY CORPORATION	0.00%	\$0	\$0	\$80,900	-\$1	N/A
254	GREAT AMERICAN INSURANCE COMPANY OF NEW YORK	0.00%	\$0	\$0	\$0	-\$273	N/A
255	ACE AMERICAN INSURANCE COMPANY	0.00%	\$0	\$0	\$0	-\$1,885	N/A
256	PACIFIC EMPLOYERS INSURANCE COMPANY	0.00%	\$0	\$0	\$0	\$15	N/A
257	AGCS MARINE INSURANCE COMPANY	0.00%	\$0	\$0	\$0	-\$445,707	N/A
258	AMERICAN MOTORISTS INSURANCE COMPANY	0.00%	\$0	\$0	-\$500	-\$69,536	N/A
259	LUMBERMENS MUTUAL CASUALTY COMPANY	0.00%	\$0	\$0	\$0	\$5	N/A
260	NATIONWIDE GENERAL INSURANCE COMPANY	0.00%	\$0	\$0	\$0	\$2	N/A
261	NATIONWIDE MUTUAL FIRE INSURANCE COMPANY	0.00%	\$0	\$0	\$0	\$1,179	N/A
262	GRANITE STATE INSURANCE COMPANY	0.00%	\$0	\$1	\$0	\$0	0.00%
263	REGENT INSURANCE COMPANY	0.00%	\$0	\$0	\$0	-\$439	N/A
264	ARROWOOD INDEMNITY COMPANY	0.00%	\$0	\$0	\$0	-\$359	N/A
265	FIRST NATIONAL INSURANCE COMPANY OF AMERICA	0.00%	\$0	\$0	-\$336	\$71,010	N/A
266	GENERAL INSURANCE COMPANY OF AMERICA	0.00%	\$0	\$0	-\$400	\$9,747	N/A
267	SAFECO NATIONAL INSURANCE COMPANY	0.00%	\$0	\$0	\$58,715	-\$103,461	N/A
268	ST PAUL FIRE & MARINE INSURANCE COMPANY	0.00%	\$0	\$0	\$0	\$2	N/A
269	ST PAUL GUARDIAN INSURANCE COMPANY	0.00%	\$0	\$0	\$0	-\$5,216	N/A
270	ST PAUL MERCURY INSURANCE COMPANY	0.00%	\$0	\$0	\$0	-\$125	N/A
271	STATE AUTOMOBILE MUTUAL INSURANCE COMPANY	0.00%	\$0	\$0	\$0	\$0	N/A
272	NAU COUNTRY INSURANCE COMPANY	0.00%	\$0	\$0	-\$1,250	-\$1,260	N/A
273	TIG INSURANCE COMPANY	0.00%	\$0	\$0	\$0	-\$3,262	N/A
274	CHARTER OAK FIRE INSURANCE CO THE	0.00%	\$0	\$0	-\$720	\$1,138	N/A
275	TRAVELERS PROPERTY CASUALTY COMPANY OF AMERICA	0.00%	\$0	\$0	\$42,483	\$68,836	N/A
276	FIDELITY & GUARANTY INSURANCE UNDERWRITERS	0.00%	\$0	\$0	\$0	-\$1,407	N/A
277	UNITED STATES FIDELITY & GUARANTY COMPANY	0.00%	\$0	\$0	\$0	-\$548	N/A
278	WARNER INSURANCE COMPANY	0.00%	\$0	\$0	-\$3,480	-\$3,072	N/A
279	GREAT AMERICAN ASSURANCE COMPANY	0.00%	\$0	\$5,614	\$0	-\$5,563	-99.09%
280	GREAT AMERICAN ALLIANCE INSURANCE COMPANY	0.00%	\$0	\$0	\$0	-\$275	N/A
281	AMEX ASSURANCE COMPANY	0.00%	\$0	\$0	\$16,500	-\$51,493	N/A
282	NATIONAL INSURANCE ASSOCIATION	0.00%	\$0	\$0	\$50,740	\$31,108	N/A
283	FEDERATED SERVICE INSURANCE COMPANY	0.00%	\$0	\$0	\$7,750	-\$7,188	N/A
284	AMERICAN MANUFACTURERS MUTUAL INSURANCE COMPAN	0.00%	\$0	\$0	\$0	\$1	N/A
285	PLAZA INSURANCE COMPANY	0.00%	\$0	\$0	\$6,038	-\$77,686	N/A
286	GREAT AMERICAN SECURITY INSURANCE COMPANY	0.00%	\$0	\$0	\$0	-\$327	N/A
287	INFINITY SPECIALTY INSURANCE COMPANY	0.00%	\$0	\$0	-\$538	-\$538	N/A
288	HERITAGE CASUALTY INSURANCE COMPANY	0.00%	\$0	\$0	\$80,125	-\$10,367	N/A
289	LM PROPERTY AND CASUALTY INSURANCE COMPANY	0.00%	\$0	\$0	-\$375	-\$781	N/A
290	GREAT AMERICAN SPIRIT INSURANCE COMPANY	0.00%	\$0	\$0	\$0	-\$154	N/A
291	CONTINENTAL INSURANCE COMPANY THE	0.00%	\$0	\$0	\$116,851	\$1,478	N/A
292	ALLIANZ GLOBAL RISKS US INSURANCE COMPANY	0.00%	\$0	\$0	\$0	-\$27	N/A
293	FIDELITY AND GUARANTY INSURANCE COMPANY	0.00%	\$0	\$0	\$0	-\$2	N/A
294	LM GENERAL INSURANCE COMPANY	0.00%	\$0	\$0	\$0	\$0	N/A
295	INFINITY PREMIER INSURANCE COMPANY	0.00%	\$0	\$0	-\$400	-\$400	N/A
296	AMERICAN STATES PREFERRED INSURANCE COMPANY	0.00%	\$0	\$0	\$7,346	-\$66,870	N/A

**2009 PROPERTY/CASUALTY INSURANCE
TOTAL PRIVATE PASSENGER AUTO**

OBS	COMPANY NAME	MARKET SHARE	DIRECT PREMIUMS WRITTEN	DIRECT PREMIUMS EARNED	DIRECT LOSSES PAID	DIRECT LOSSES INCURRED	LOSS RATIO
297	PRAETORIAN INSURANCE COMPANY	0.00%	\$0	\$2	\$0	\$0	0.00%
298	BEAZLEY INSURANCE COMPANY INC	0.00%	\$0	\$0	-\$1,433	-\$14,725	N/A
299	NATIONWIDE PROPERTY & CASUALTY INSURANCE COMPAN	0.00%	\$0	\$0	\$32,082	\$23,102	N/A
300	ECONOMY PREFERRED INSURANCE COMPANY	0.00%	\$0	\$0	\$0	\$5,840	N/A
301	TRUSTGARD INSURANCE COMPANY	0.00%	\$0	\$0	\$76,399	\$56,399	N/A
302	VIRGINIA SURETY COMPANY INC	0.00%	\$0	\$908	\$1,163	\$1,163	128.08%
303	UNIVERSAL UNDERWRITERS INS CO	0.00%	\$0	\$0	\$0	-\$278	N/A
304	FARMINGTON CASUALTY COMPANY	0.00%	\$0	\$0	\$0	\$0	N/A
305	INDEMNITY INSURANCE COMPANY OF NORTH AMERICA	0.00%	\$0	\$0	\$0	\$46	N/A
306	GENERAL CASUALTY COMPANY OF WISCONSIN	0.00%	-\$2	-\$2	\$3,709	\$47,788	-2389400.00%
307	MARYLAND CASUALTY COMPANY	0.00%	-\$4	-\$4	-\$2	-\$38	950.00%
308	FIDELITY AND DEPOSIT COMPANY MARYLAND	0.00%	-\$4	-\$4	-\$2	-\$3	75.00%
309	AMERICAN CASUALTY COMPANY OF READING PENNSYLVAN	0.00%	-\$5	-\$5	-\$2	-\$3	60.00%
310	LIBERTY MUTUAL INSURANCE COMPANY	0.00%	-\$11	\$225	\$151	-\$481	-213.78%
311	ECONOMY FIRE & CASUALTY COMPANY	0.00%	-\$50	-\$6	-\$1	-\$1,763	29383.33%
312	MOTORS INSURANCE CORPORATION	0.00%	-\$59	-\$49	-\$3	-\$55	112.24%
313	GATEWAY INSURANCE COMPANY	0.00%	-\$250	-\$194	\$151,905	-\$133,939	69040.72%
314	INFINITY STANDARD INSURANCE COMPANY	0.00%	-\$274	-\$36	\$67,995	\$29,610	-82250.00%
315	PEERLESS INSURANCE COMPANY	0.00%	-\$514	-\$280	\$555	\$2,219	-792.50%
316	EMPLOYERS FIRE INSURANCE COMPANY	0.00%	-\$559	-\$576	-\$253	\$93	-16.15%
317	TOKIO MARINE & NICHIDO FIRE INSURANCE CO LTD	0.00%	-\$624	\$1,794	\$0	-\$4,084	-227.65%
318	PENNSYLVANIA GENERAL INSURANCE COMPANY	0.00%	-\$939	-\$939	\$192,601	\$87,622	-9331.42%
319	ILLINOIS NATIONAL INSURANCE COMPANY	0.00%	-\$2,332	\$17,726	\$220,824	\$41,286	232.91%
TOTAL		100.00%	\$2,824,652,648	\$2,807,501,540	\$1,673,553,485	\$1,716,047,558	61.12%

**TOTAL
COMMERCIAL AUTO
INSURANCE**

2009 PROPERTY/CASUALTY INSURANCE
TOTAL COMMERCIAL AUTO

OBS	COMPANY NAME	MARKET SHARE	DIRECT PREMIUMS WRITTEN	DIRECT PREMIUMS EARNED	DIRECT LOSSES PAID	DIRECT LOSSES INCURRED	LOSS RATIO
1	GREAT WEST CASUALTY COMPANY	4.47%	\$19,599,921	\$20,511,097	\$11,882,647	\$10,062,736	49.06%
2	ACE AMERICAN INSURANCE COMPANY	3.13%	\$13,710,440	\$14,076,160	\$304,770	\$917,861	6.52%
3	CINCINNATI INSURANCE COMPANY THE	3.08%	\$13,529,327	\$13,440,759	\$5,753,753	\$7,423,037	55.23%
4	STATE FARM MUTUAL AUTOMOBILE INSURANCE COMI	2.73%	\$11,956,483	\$12,226,389	\$7,881,249	\$9,183,518	75.11%
5	ARTISAN AND TRUCKERS CASUALTY COMPANY	2.67%	\$11,713,741	\$11,004,331	\$4,158,565	\$6,569,396	59.70%
6	CONTINENTAL WESTERN INSURANCE COMPANY	2.54%	\$11,146,733	\$12,320,682	\$7,964,058	\$4,876,117	39.58%
7	AMERICAN FAMILY MUTUAL INSURANCE COMPANY	2.53%	\$11,104,333	\$11,219,858	\$5,837,840	\$7,015,474	62.53%
8	SENTRY SELECT INSURANCE COMPANY	2.33%	\$10,217,193	\$11,750,957	\$8,918,737	\$11,705,106	99.61%
9	NATIONWIDE MUTUAL INSURANCE COMPANY	2.24%	\$9,843,151	\$10,843,057	\$7,638,305	\$4,073,044	37.56%
10	TRAVELERS PROPERTY CASUALTY COMPANY OF AME	2.08%	\$9,112,402	\$9,505,161	\$4,626,908	\$4,274,217	44.97%
11	NORTHLAND INSURANCE COMPANY	2.07%	\$9,079,161	\$8,477,932	\$4,779,120	\$2,268,999	26.76%
12	EMPIRE FIRE AND MARINE INSURANCE CO	1.96%	\$8,581,419	\$10,915,354	\$23,623,567	\$21,539,376	197.33%
13	ZURICH AMERICAN INSURANCE COMPANY	1.93%	\$8,453,246	\$7,559,659	\$15,771,489	\$8,201,447	108.49%
14	OWNERS INSURANCE COMPANY	1.83%	\$8,013,343	\$7,962,201	\$4,583,288	\$5,398,861	67.81%
15	DISCOVER PROPERTY AND CASUALTY INSURANCE CO	1.81%	\$7,956,915	\$8,570,935	\$2,890,232	\$2,080,567	24.27%
16	ACUITY A MUTUAL INSURANCE COMPANY	1.66%	\$7,270,697	\$7,313,568	\$2,320,731	\$4,741,771	64.84%
17	UNITED FIRE AND CASUALTY COMPANY	1.57%	\$6,903,037	\$7,036,319	\$3,731,495	\$4,928,758	70.05%
18	PHILADELPHIA INDEMNITY INSURANCE COMPANY	1.49%	\$6,529,055	\$6,502,150	\$1,460,583	\$4,682,239	72.01%
19	VANLINER INSURANCE COMPANY	1.46%	\$6,414,399	\$6,706,885	\$2,237,533	\$1,262,550	18.82%
20	LIBERTY MUTUAL FIRE INSURANCE COMPANY	1.46%	\$6,404,256	\$7,406,489	\$3,550,883	\$1,534,202	20.71%
21	CHARTER OAK FIRE INSURANCE CO THE	1.45%	\$6,373,934	\$6,113,848	\$2,819,612	\$3,783,125	61.88%
22	UNITED FINANCIAL CASUALTY COMPANY	1.38%	\$6,056,043	\$6,898,086	\$3,074,570	\$1,638,826	23.76%
23	CONSUMERS INSURANCE USA INC	1.30%	\$5,707,976	\$5,806,040	\$4,259,397	\$6,455,933	111.19%
24	AUTO OWNERS INSURANCE COMPANY	1.19%	\$5,236,510	\$5,497,276	\$5,453,994	\$2,544,059	46.28%
25	NATIONAL INTERSTATE INSURANCE COMPANY	1.17%	\$5,147,354	\$4,748,714	\$2,239,252	\$931,714	19.62%
26	STATE NATIONAL INSURANCE COMPANY INC	1.12%	\$4,909,546	\$3,511,387	\$1,120,471	\$1,860,750	52.99%
27	UNIVERSAL UNDERWRITERS INS CO	1.04%	\$4,565,870	\$4,944,038	\$2,468,924	\$896,159	18.13%
28	SECURA INSURANCE A MUTUAL COMPANY	1.04%	\$4,542,909	\$4,292,008	\$2,895,503	\$2,419,506	56.37%
29	FEDERATED MUTUAL INSURANCE COMPANY	1.01%	\$4,445,729	\$4,651,408	\$3,588,098	\$2,489,826	53.53%
30	SAVERS PROPERTY & CASUALTY INSURANCE COMPAI	1.00%	\$4,382,102	\$4,613,781	\$1,491,409	\$1,699,812	36.84%
31	NATIONAL UNION FIRE INSURANCE COMPANY OF PITT:	0.99%	\$4,348,502	\$3,875,128	\$3,113,247	\$4,041,196	104.29%
32	MOTORS INSURANCE CORPORATION	0.96%	\$4,227,595	\$4,227,598	\$2,549,184	\$2,622,119	62.02%
33	GENERAL CASUALTY COMPANY OF WISCONSIN	0.94%	\$4,143,738	\$4,340,770	\$3,451,800	\$3,601,352	82.97%
34	FARM BUREAU TOWN & COUNTRY INS CO OF MO	0.94%	\$4,106,445	\$4,060,435	\$2,160,193	\$3,313,573	81.61%
35	GREAT AMERICAN ASSURANCE COMPANY	0.78%	\$3,432,472	\$3,605,622	\$1,173,899	\$1,678,588	46.55%
36	INSURANCE COMPANY OF THE STATE OF PENNSYLVIA	0.74%	\$3,241,273	\$5,135,762	\$2,145,385	\$3,414,709	66.49%
37	SHELTER GENERAL INSURANCE COMPANY	0.74%	\$3,232,087	\$3,260,535	\$1,002,699	\$453,763	13.92%
38	COLUMBIA MUTUAL INSURANCE COMPANY	0.70%	\$3,069,835	\$3,092,995	\$1,293,988	\$1,681,837	54.38%
39	CAROLINA CASUALTY INSURANCE COMPANY	0.69%	\$3,013,223	\$4,743,892	\$3,443,378	\$3,103,752	65.43%
40	MIDWESTERN INDEMNITY COMPANY THE	0.68%	\$2,979,056	\$3,114,881	\$1,878,866	\$1,239,705	39.80%
41	AMERISURE INSURANCE COMPANY	0.62%	\$2,708,835	\$2,811,082	\$624,511	\$960,517	34.17%
42	EMPLOYERS MUTUAL CASUALTY COMPANY	0.61%	\$2,673,075	\$2,783,614	\$1,727,688	\$1,641,179	58.96%
43	OAK RIVER INSURANCE COMPANY	0.61%	\$2,656,303	\$2,978,937	\$1,136,997	\$361,059	12.12%
44	GRINNELL MUTUAL REINSURANCE COMPANY	0.59%	\$2,578,043	\$2,660,847	\$1,032,289	\$1,116,074	41.94%
45	NATIONWIDE AGRIBUSINESS INSURANCE COMPANY	0.58%	\$2,524,677	\$2,532,039	\$457,463	\$1,187,731	46.91%
46	NETHERLANDS INSURANCE COMPANY THE	0.57%	\$2,494,467	\$2,433,964	\$849,976	\$3,138,028	128.93%
47	AMCO INSURANCE COMPANY	0.57%	\$2,482,920	\$2,717,223	\$905,914	\$1,080,337	39.76%
48	NATIONAL CASUALTY COMPANY	0.56%	\$2,442,863	\$2,398,034	\$878,258	\$779,867	32.52%
49	CAMERON MUTUAL INSURANCE COMPANY	0.55%	\$2,429,063	\$2,538,598	\$887,433	\$1,016,115	40.03%
50	HARTFORD UNDERWRITERS INSURANCE COMPANY	0.55%	\$2,422,934	\$2,637,183	\$1,376,613	\$1,124,204	42.63%
51	PEERLESS INDEMNITY INSURANCE COMPANY	0.51%	\$2,251,136	\$1,708,105	\$533,678	\$847,034	49.59%
52	TRAVELERS INDEMNITY COMPANY	0.51%	\$2,236,217	\$2,113,912	\$480,887	\$327,939	15.51%
53	NEW HAMPSHIRE INSURANCE COMPANY	0.49%	\$2,131,171	\$2,422,816	\$1,304,815	\$1,304,875	53.86%
54	SENTINEL INSURANCE COMPANY LTD	0.48%	\$2,118,793	\$1,841,368	\$553,817	\$824,754	44.79%
55	NATIONAL INDEMNITY COMPANY	0.48%	\$2,114,732	\$2,210,319	\$1,689,127	\$1,534,022	69.40%
56	AMERICAN STATES INSURANCE COMPANY	0.48%	\$2,104,483	\$2,317,712	\$2,626,629	\$1,607,792	69.37%
57	AMERICAN ALTERNATIVE INSURANCE CORPORATION	0.47%	\$2,070,750	\$2,064,245	\$1,425,540	\$1,890,568	91.59%
58	ADDISON INSURANCE COMPANY	0.47%	\$2,070,060	\$2,065,789	\$2,132,569	\$1,741,840	84.32%
59	CHURCH MUTUAL INSURANCE COMPANY	0.45%	\$1,968,494	\$1,936,925	\$1,317,701	\$988,790	51.05%
60	STATE AUTO PROPERTY & CASUALTY INSURANCE CO	0.45%	\$1,960,421	\$2,006,328	\$416,687	\$589,959	29.40%
61	LANCER INSURANCE COMPANY	0.43%	\$1,906,214	\$1,772,505	\$360,646	\$387,611	21.87%
62	HAWKEYE SECURITY INSURANCE COMPANY	0.43%	\$1,899,200	\$2,055,586	\$1,683,158	\$930,626	45.27%

2009 PROPERTY/CASUALTY INSURANCE
TOTAL COMMERCIAL AUTO

OBS	COMPANY NAME	MARKET SHARE	DIRECT PREMIUMS WRITTEN	DIRECT PREMIUMS EARNED	DIRECT LOSSES PAID	DIRECT LOSSES INCURRED	LOSS RATIO
63	FEDERATED SERVICE INSURANCE COMPANY	0.42%	\$1,844,930	\$1,873,129	\$537,400	\$1,210,808	64.64%
64	HARTFORD FIRE INSURANCE COMPANY	0.41%	\$1,817,550	\$2,535,007	\$1,426,145	\$1,641,826	64.77%
65	TRUCK INSURANCE EXCHANGE	0.41%	\$1,805,613	\$1,812,926	\$562,883	\$594,823	32.81%
66	EVEREST NATIONAL INSURANCE COMPANY	0.40%	\$1,753,623	\$1,513,537	-\$60,391	\$909,624	60.10%
67	NAVIGATORS INSURANCE COMPANY	0.40%	\$1,748,362	\$1,732,287	\$506,950	\$1,930,991	111.47%
68	CANAL INSURANCE COMPANY	0.40%	\$1,740,281	\$2,559,793	\$4,340,603	\$2,429,876	94.92%
69	ST PAUL FIRE & MARINE INSURANCE COMPANY	0.39%	\$1,718,443	\$1,803,112	\$580,885	\$1,430,417	79.33%
70	HAULERS INSURANCE COMPANY INC	0.39%	\$1,700,823	\$1,664,680	\$791,961	\$1,008,399	60.58%
71	AMERISURE MUTUAL INSURANCE COMPANY	0.39%	\$1,690,405	\$1,747,065	\$1,103,173	\$722,784	41.37%
72	CUMIS INSURANCE SOCIETY INC	0.38%	\$1,682,639	\$1,212,722	\$492,021	\$355,797	29.34%
73	EMCASCO INSURANCE COMPANY	0.38%	\$1,665,291	\$1,456,216	\$393,684	\$666,520	45.77%
74	GATEWAY INSURANCE COMPANY	0.37%	\$1,631,829	\$1,577,411	\$441,863	\$499,469	31.66%
75	FEDERAL INSURANCE COMPANY	0.37%	\$1,620,534	\$1,784,850	\$544,171	\$622,031	34.85%
76	NATIONAL LIABILITY & FIRE INSURANCE COMPANY	0.36%	\$1,590,223	\$1,596,152	\$581,258	-\$333,653	-20.90%
77	ACCEPTANCE CASUALTY INSURANCE CO	0.36%	\$1,571,333	\$1,881,868	\$1,293,537	\$2,474,815	131.51%
78	WAUSAU UNDERWRITERS INSURANCE COMPANY	0.35%	\$1,540,855	\$998,744	\$285,775	\$208,851	20.91%
79	ARCH INSURANCE COMPANY	0.34%	\$1,512,339	\$1,546,202	\$418,846	\$931,616	60.25%
80	ALLSTATE INSURANCE COMPANY	0.33%	\$1,467,441	\$1,205,891	\$830,833	\$507,927	42.12%
81	BITUMINOUS CASUALTY CORPORATION	0.32%	\$1,401,150	\$1,451,973	\$635,340	\$347,123	23.91%
82	SELECTIVE INSURANCE COMPANY OF SOUTH CAROLIA	0.31%	\$1,368,959	\$1,254,924	\$329,768	\$1,313,315	104.65%
83	CHEROKEE INSURANCE COMPANY	0.31%	\$1,356,071	\$1,836,454	\$1,150,546	\$2,463,863	134.16%
84	PEERLESS INSURANCE COMPANY	0.30%	\$1,323,638	\$1,473,688	\$1,086,308	\$708,476	48.08%
85	PHOENIX INSURANCE COMPANY THE	0.30%	\$1,314,445	\$1,119,837	\$212,486	\$357,624	31.94%
86	TWIN CITY FIRE INSURANCE COMPANY	0.30%	\$1,312,485	\$1,673,281	\$234,433	\$746,916	44.64%
87	REGENT INSURANCE COMPANY	0.29%	\$1,275,583	\$1,066,743	\$658,491	\$1,055,710	98.97%
88	CHRYSLER INSURANCE COMPANY	0.29%	\$1,273,777	\$1,312,342	\$594,191	\$468,497	35.70%
89	MAXUM CASUALTY INSURANCE COMPANY	0.28%	\$1,217,115	\$1,005,631	\$350,560	\$538,096	53.51%
90	VICTORIA FIRE & CASUALTY COMPANY	0.27%	\$1,205,248	\$832,673	\$295,390	\$450,506	54.10%
91	CONTINENTAL CASUALTY COMPANY	0.27%	\$1,200,814	\$1,685,754	\$2,010,606	-\$538,636	-31.95%
92	GENERAL INSURANCE COMPANY OF AMERICA	0.27%	\$1,197,467	\$1,467,107	\$451,917	\$117,830	8.03%
93	HARTFORD CASUALTY INSURANCE CO	0.27%	\$1,186,322	\$1,208,806	\$416,841	\$435,612	36.04%
94	CONTINENTAL INSURANCE COMPANY THE	0.26%	\$1,137,327	\$1,019,500	\$460,546	\$983,317	96.45%
95	SENTRY INSURANCE A MUTUAL COMPANY	0.25%	\$1,083,335	\$1,156,464	\$696,232	\$365,244	31.58%
96	ONEBEACON AMERICA INSURANCE COMPANY	0.24%	\$1,063,572	\$983,847	\$304,071	\$263,981	26.83%
97	COMMERCE AND INDUSTRY INSURANCE CO	0.24%	\$1,051,409	\$906,277	\$539,085	\$393,778	43.45%
98	ARGONAUT MIDWEST INSURANCE COMPANY	0.24%	\$1,047,261	\$992,790	\$132,667	\$450,667	45.39%
99	STATE FARM FIRE AND CASUALTY COMPANY	0.24%	\$1,044,153	\$1,087,030	\$395,374	\$391,435	36.01%
100	UNIVERSAL UNDERWRITERS OF TEXAS INSURANCE CO	0.23%	\$1,027,903	\$766,990	\$168,564	\$273,152	35.61%
101	AMERICAN GUARANTEE & LIABILITY INSURANCE COMPANY	0.23%	\$1,006,449	\$1,323,407	\$298,864	\$940,732	71.08%
102	SHELTER MUTUAL INSURANCE COMPANY	0.23%	\$1,004,904	\$1,016,343	\$756,329	\$569,246	56.01%
103	PRAETORIAN INSURANCE COMPANY	0.23%	\$999,645	\$624,504	-\$35,262	\$11,915	1.91%
104	FIRST GUARD INSURANCE COMPANY	0.22%	\$947,171	\$947,171	\$352,449	\$374,598	39.55%
105	NATIONAL AMERICAN INSURANCE COMPANY	0.21%	\$937,621	\$996,608	\$420,573	\$446,910	44.84%
106	FEDERATED RURAL ELECTRIC INSURANCE EXCHANGE	0.21%	\$923,275	\$890,715	\$292,723	\$433,718	48.69%
107	GREAT NORTHERN INSURANCE COMPANY	0.21%	\$905,242	\$906,872	\$239,189	\$249,219	27.48%
108	NORTHFIELD INSURANCE COMPANY	0.20%	\$893,757	\$988,101	\$267,230	\$200,352	20.28%
109	SPARTA INSURANCE COMPANY	0.20%	\$888,896	\$676,660	\$82,854	\$382,124	56.47%
110	FARMERS INSURANCE EXCHANGE	0.20%	\$883,213	\$927,853	\$429,952	\$350,461	37.77%
111	AMERICAN ECONOMY INSURANCE COMPANY	0.20%	\$864,291	\$880,550	\$196,652	-\$18,635	-2.12%
112	OLD REPUBLIC INSURANCE COMPANY	0.19%	\$820,858	\$825,374	\$109,156	-\$54,820	-6.64%
113	INDIANA LUMBERMENS MUTUAL INSURANCE COMPANY	0.18%	\$807,456	\$845,500	\$641,057	\$188,047	22.24%
114	GUIDEONE MUTUAL INSURANCE COMPANY	0.18%	\$798,996	\$776,528	\$245,642	\$857,181	110.39%
115	VALLEY FORGE INSURANCE COMPANY	0.18%	\$793,646	\$711,392	\$109,764	\$141,243	19.85%
116	HARCO NATIONAL INSURANCE COMPANY	0.18%	\$791,984	\$1,723,228	\$2,644,370	\$1,591,261	92.34%
117	GREAT AMERICAN INSURANCE COMPANY	0.18%	\$791,254	\$594,952	\$607,499	\$88,083	14.81%
118	SAGAMORE INSURANCE COMPANY	0.18%	\$776,513	\$922,591	\$193,886	\$248,344	26.92%
119	TRAVELERS INDEMNITY COMPANY OF AMERICA	0.17%	\$738,073	\$750,019	\$133,096	\$266,759	35.57%
120	BALBOA INSURANCE COMPANY	0.16%	\$719,514	\$1,845,249	\$848,984	\$685,422	37.15%
121	OCCIDENTAL FIRE & CASUALTY COMPANY OF NORTH CAROLINA	0.16%	\$705,255	\$1,010,052	\$1,958,065	\$647,392	64.09%
122	MID CENTURY INSURANCE COMPANY	0.16%	\$704,896	\$587,753	\$228,455	\$277,458	47.21%
123	FIRST NATIONAL INSURANCE COMPANY OF AMERICA	0.16%	\$695,247	\$1,072,167	\$430,676	\$285,610	26.64%
124	LIBERTY INSURANCE CORPORATION	0.16%	\$690,588	\$527,712	\$132,223	\$530,307	100.49%

2009 PROPERTY/CASUALTY INSURANCE
TOTAL COMMERCIAL AUTO

OBS	COMPANY NAME	MARKET SHARE	DIRECT PREMIUMS WRITTEN	DIRECT PREMIUMS EARNED	DIRECT LOSSES PAID	DIRECT LOSSES INCURRED	LOSS RATIO
125	BROTHERHOOD MUTUAL INSURANCE CO	0.15%	\$667,575	\$704,848	\$259,563	\$439,221	62.31%
126	NATIONAL FIRE INSURANCE COMPANY OF HARTFORD	0.15%	\$660,376	\$704,457	\$283,431	\$478,343	67.90%
127	GRANITE STATE INSURANCE COMPANY	0.15%	\$642,367	\$732,233	\$422,849	\$304,532	41.59%
128	EMPLOYERS INSURANCE COMPANY OF WAUSAU	0.15%	\$639,868	\$656,865	\$34,033	\$68,473	10.42%
129	OHIO CASUALTY INSURANCE COMPANY	0.14%	\$632,196	\$801,605	\$140,571	\$58,999	7.36%
130	TRANSGUARD INSURANCE COMPANY OF AMERICA INC	0.14%	\$609,242	\$610,291	\$123,707	\$31,172	5.11%
131	PENNSYLVANIA LUMBERMENS MUTUAL INSURANCE C	0.14%	\$608,507	\$691,812	\$547,646	\$28,458	4.11%
132	STRATFORD INSURANCE COMPANY	0.14%	\$601,608	\$661,100	\$375,034	\$261,817	39.60%
133	NATIONAL CONTINENTAL INSURANCE COMPANY	0.13%	\$589,882	\$356,409	\$11,796	\$410,479	115.17%
134	STAR INSURANCE COMPANY	0.13%	\$589,850	\$477,529	\$193,619	\$307,484	64.39%
135	EMPLOYERS FIRE INSURANCE COMPANY	0.13%	\$580,856	\$666,599	\$147,352	\$546,297	81.95%
136	NATIONAL SPECIALTY INSURANCE COMPANY	0.13%	\$579,981	\$587,473	\$169,254	\$234,783	39.96%
137	REDLAND INSURANCE COMPANY	0.13%	\$567,184	\$939,412	\$423,294	\$209,110	22.26%
138	WESTCHESTER FIRE INSURANCE COMPANY	0.13%	\$563,619	\$545,088	\$0	-\$78,479	-14.40%
139	TRANSPORTATION INSURANCE COMPANY	0.13%	\$563,605	\$812,266	\$130,535	\$131,827	16.23%
140	CRUM & FORSTER INDEMNITY COMPANY	0.12%	\$542,247	\$438,149	\$50,529	\$119,169	27.20%
141	BITUMINOUS FIRE AND MARINE INS CO	0.12%	\$525,087	\$490,748	\$204,689	\$253,263	51.61%
142	FARMLAND MUTUAL INSURANCE COMPANY	0.12%	\$523,262	\$510,177	\$138,270	\$178,773	35.04%
143	TOKIO MARINE & NICHIDO FIRE INSURANCE CO LTD	0.12%	\$517,508	\$520,771	\$189,023	-\$283,495	-54.44%
144	QBE INSURANCE CORPORATION	0.12%	\$506,769	\$293,454	\$49,526	\$112,643	38.39%
145	PENN MILLERS INSURANCE COMPANY	0.11%	\$504,505	\$387,288	\$62,151	\$131,619	33.98%
146	AMERICAN SERVICE INSURANCE COMPANY	0.11%	\$502,980	\$522,484	\$260,472	\$402,561	77.05%
147	MARYLAND CASUALTY COMPANY	0.11%	\$483,635	\$516,603	\$717,957	\$446,467	86.42%
148	LIBERTY MUTUAL INSURANCE COMPANY	0.11%	\$476,221	\$569,196	\$2,035,759	\$207,636	36.48%
149	TRAVELERS CASUALTY INSURANCE COMPANY OF AMI	0.11%	\$474,148	\$104,027	\$32,788	\$63,241	60.79%
150	ST PAUL MERCURY INSURANCE COMPANY	0.11%	\$470,345	\$455,482	\$95,489	-\$183,769	-40.35%
151	AMERICAN AUTOMOBILE INSURANCE COMPANY	0.10%	\$456,240	\$334,751	\$65,932	\$80,537	24.06%
152	WEST AMERICAN INSURANCE COMPANY	0.10%	\$431,925	\$537,035	\$214,853	\$160,862	29.95%
153	UNITED STATES FIRE INSURANCE COMPANY	0.10%	\$425,932	\$635,916	\$1,343,451	\$1,210,858	190.41%
154	RLI INSURANCE COMPANY	0.10%	\$420,145	\$520,818	\$28,977	\$94,237	18.09%
155	INDEMNITY INSURANCE COMPANY OF NORTH AMERIC	0.10%	\$417,290	\$364,671	\$139,177	\$22,894	6.28%
156	PHARMACISTS MUTUAL INSURANCE COMPANY	0.09%	\$402,195	\$413,651	\$232,801	\$247,431	59.82%
157	VICTORIA AUTOMOBILE INSURANCE COMPANY	0.09%	\$397,999	\$582,688	\$275,491	\$155,029	26.61%
158	ILLINOIS NATIONAL INSURANCE COMPANY	0.09%	\$393,878	\$427,881	\$133,783	\$39,748	9.29%
159	WAUSAU BUSINESS INSURANCE COMPANY	0.08%	\$372,220	\$439,042	\$173,720	\$91,459	20.83%
160	WESTFIELD INSURANCE COMPANY	0.08%	\$371,928	\$396,377	\$83,642	\$277,097	69.91%
161	ARGONAUT GREAT CENTRAL INSURANCE CO	0.08%	\$365,964	\$374,708	\$475,952	\$372,678	99.46%
162	AMERICAN NATIONAL PROPERTY & CASUALTY COMPA	0.08%	\$365,016	\$359,905	\$148,864	\$448,865	124.72%
163	HUDSON INSURANCE COMPANY	0.08%	\$348,117	\$348,117	-\$4,064	\$69,996	20.11%
164	ELECTRIC INSURANCE COMPANY	0.08%	\$335,615	\$335,910	\$23,123	-\$14,155	-4.21%
165	AMERICAN CASUALTY COMPANY OF READING PENNSY	0.08%	\$329,524	\$343,000	\$260,769	-\$595,490	-173.61%
166	AMERICAN FIRE & CASUALTY COMPANY	0.07%	\$317,857	\$402,711	\$318,218	\$246,977	61.33%
167	FARMERS ALLIANCE MUTUAL INSURANCE COMPANY	0.07%	\$310,644	\$326,540	\$69,253	\$49,003	15.01%
168	SAFETY NATIONAL CASUALTY CORPORATION	0.07%	\$308,748	\$38,911	\$0	\$50,106	128.77%
169	INTREPID INSURANCE COMPANY	0.07%	\$299,199	\$491,578	\$111,450	\$163,391	33.24%
170	DELOS INSURANCE COMPANY	0.07%	\$288,236	\$205,079	\$31,452	\$114,032	55.60%
171	PLAZA INSURANCE COMPANY	0.07%	\$287,658	\$135,919	\$100,860	\$159,486	117.34%
172	HARLEYSVILLE INSURANCE COMPANY	0.06%	\$270,750	\$259,341	\$52,795	\$82,292	31.73%
173	T H E INSURANCE COMPANY	0.06%	\$269,107	\$267,604	\$65,456	\$89,891	33.59%
174	SENTRY CASUALTY COMPANY	0.06%	\$268,765	\$287,704	\$156,560	\$621,221	215.92%
175	ALLSTATE INDEMNITY COMPANY	0.06%	\$257,775	\$643,880	\$1,386,637	\$1,173,854	182.31%
176	ZURICH AMERICAN INSURANCE COMPANY OF ILLINOIS	0.05%	\$233,867	\$333,636	\$128,239	-\$603,813	-180.98%
177	MASSACHUSETTS BAY INSURANCE COMPANY	0.05%	\$231,009	\$228,594	\$67,274	\$92,736	40.57%
178	SELECTIVE INSURANCE COMPANY OF THE SOUTHEAS	0.05%	\$213,567	\$186,888	\$63,766	\$142,108	76.04%
179	ST PAUL PROTECTIVE INSURANCE COMPANY	0.05%	\$203,740	\$215,153	\$56,728	\$125,192	58.19%
180	RIVERPORT INSURANCE COMPANY	0.05%	\$202,164	\$226,895	\$24,661	\$87,499	38.56%
181	SCOTTSDALE INDEMNITY COMPANY	0.04%	\$192,656	\$109,817	\$17,329	\$51,530	46.92%
182	FIREMANS FUND INSURANCE COMPANY	0.04%	\$186,886	\$211,957	\$202,185	\$239,248	112.88%
183	UNION INSURANCE COMPANY OF PROVIDENCE	0.04%	\$184,893	\$137,424	\$82,219	\$121,087	88.11%
184	21ST CENTURY NATIONAL INSURANCE COMPANY	0.04%	\$177,717	\$255,080	\$260,245	-\$21,033	-8.25%
185	KNIGHTBROOK INSURANCE COMPANY	0.04%	\$176,988	\$43,236	\$12,172	\$29,687	68.66%

2009 PROPERTY/CASUALTY INSURANCE
TOTAL COMMERCIAL AUTO

OBS	COMPANY NAME	MARKET SHARE	DIRECT PREMIUMS WRITTEN	DIRECT PREMIUMS EARNED	DIRECT LOSSES PAID	DIRECT LOSSES INCURRED	LOSS RATIO
186	PROPERTY & CASUALTY INSURANCE COMPANY OF HA	0.04%	\$166,256	\$164,126	\$77,984	\$61,511	37.48%
187	ST PAUL GUARDIAN INSURANCE COMPANY	0.04%	\$158,587	\$146,047	\$54,007	\$48,146	32.97%
188	CASTLEPOINT NATIONAL INSURANCE COMPANY	0.04%	\$157,936	\$145,924	\$1,550,320	\$178,962	122.64%
189	HANOVER INSURANCE COMPANY THE	0.04%	\$156,242	\$119,320	\$22,202	\$59,542	49.90%
190	WESCO INSURANCE COMPANY	0.03%	\$150,247	\$281,701	\$106,548	\$369,759	131.26%
191	LM INSURANCE CORPORATION	0.03%	\$144,014	\$226,388	\$47,008	\$24,923	11.01%
192	FLORISTS MUTUAL INSURANCE COMPANY	0.03%	\$143,167	\$144,450	\$32,919	\$30,096	20.83%
193	ALPHA PROPERTY & CASUALTY INSURANCE CO	0.03%	\$142,856	\$270,336	\$159,495	\$301,767	111.63%
194	SOMPO JAPAN INSURANCE COMPANY OF AMERICA	0.03%	\$135,510	\$133,519	\$16,944	\$5,911	4.43%
195	COOPERATIVE MUTUAL INSURANCE COMPANY	0.03%	\$135,129	\$124,343	\$14,239	\$8,786	7.07%
196	TOWER INSURANCE COMPANY OF NEW YORK	0.03%	\$134,613	\$72,186	\$0	\$13,408	18.57%
197	CITIZENS INSURANCE COMPANY OF AMERICA	0.03%	\$134,060	\$109,662	\$37,423	\$120,109	109.53%
198	XL SPECIALTY INSURANCE COMPANY	0.03%	\$132,899	\$167,181	\$778,944	-\$52,192	-31.22%
199	WEST BEND MUTUAL INSURANCE COMPANY	0.03%	\$121,675	\$31,273	\$8,128	\$10,132	32.40%
200	BANCINSURE INC	0.03%	\$116,282	\$110,923	\$50,171	\$50,170	45.23%
201	LIBERTY INSURANCE UNDERWRITERS INC.	0.03%	\$115,973	\$83,467	\$0	\$55,339	66.30%
202	ASSURANCE COMPANY OF AMERICA	0.03%	\$115,577	\$89,577	\$2,580	\$13,813	15.42%
203	AMERICAN FARMERS & RANCHERS INSURANCE COMP.	0.03%	\$111,051	\$108,261	\$7,694	-\$42,730	-39.47%
204	AMERICAN MODERN HOME INSURANCE CO	0.03%	\$111,027	\$111,027	\$45,402	\$59,924	53.97%
205	TOWER NATIONAL INSURANCE COMPANY	0.03%	\$110,012	\$102,477	\$750	\$16,150	15.76%
206	MITSUI SUMITOMO INSURANCE COMPANY OF AMERICA	0.02%	\$106,644	\$99,187	\$100,704	-\$167,164	-168.53%
207	SELECTIVE INSURANCE COMPANY OF AMERICA	0.02%	\$98,131	\$16,682	\$7,927	\$10,779	64.61%
208	GREENWICH INSURANCE COMPANY	0.02%	\$96,919	\$89,292	-\$5,863	-\$320,630	-359.08%
209	OHIO SECURITY INSURANCE COMPANY	0.02%	\$96,198	\$103,251	\$36,823	\$36,414	35.27%
210	ALLMERICA FINANCIAL BENEFIT INSURANCE COMPAN	0.02%	\$92,019	\$56,210	\$25,948	\$30,966	55.09%
211	GOVERNMENT EMPLOYEES INSURANCE CO	0.02%	\$91,855	\$49,476	\$11,945	\$24,525	49.57%
212	NORTH RIVER INSURANCE COMPANY THE	0.02%	\$91,579	\$64,023	\$71,306	\$63,381	99.00%
213	NATIONAL SURETY CORPORATION	0.02%	\$90,102	\$74,037	\$56,252	\$1,874	2.53%
214	MARKEL AMERICAN INSURANCE COMPANY	0.02%	\$88,642	\$98,806	\$4,219	\$19,555	19.79%
215	MID-CONTINENT CASUALTY COMPANY	0.02%	\$87,301	\$120,450	\$57,843	-\$72,602	-60.28%
216	NATIONAL TRUST INSURANCE COMPANY	0.02%	\$87,249	\$74,998	\$28,321	\$32,458	43.28%
217	AMERICAN INSURANCE COMPANY THE	0.02%	\$78,655	\$72,591	\$519,856	\$142,905	196.86%
218	OLD REPUBLIC GENERAL INSURANCE CORPORATION	0.02%	\$77,158	\$90,578	\$20,647	\$41,802	46.15%
219	STONINGTON INSURANCE COMPANY	0.02%	\$74,616	\$304,248	\$129,092	-\$187,178	-61.52%
220	AXIS INSURANCE COMPANY	0.02%	\$71,571	\$55,565	\$5,078	\$35,813	64.45%
221	INFINITY AUTO INSURANCE COMPANY	0.02%	\$70,387	\$73,118	\$37,552	\$42,850	58.60%
222	MITSUI SUMITOMO INSURANCE USA INC	0.02%	\$68,312	\$58,917	\$16,029	\$23,304	39.55%
223	FIRST LIBERTY INSURANCE CORP THE	0.02%	\$67,686	\$68,473	\$14,377	\$23,700	34.61%
224	NOVA CASUALTY COMPANY	0.02%	\$67,602	\$42,942	\$3,193	\$10,183	23.71%
225	STATE AUTOMOBILE MUTUAL INSURANCE COMPANY	0.02%	\$66,866	\$87,352	\$48,568	-\$17,096	-19.57%
226	GREAT DIVIDE INSURANCE COMPANY	0.02%	\$65,892	\$73,126	\$16,747	\$36,556	49.99%
227	NATIONAL FARMERS UNION PROPERTY & CASUALTY C	0.01%	\$65,161	\$64,738	\$66,541	\$101,891	157.39%
228	WESTPORT INSURANCE CORPORATION	0.01%	\$57,937	\$69,041	\$2,722,961	\$2,529,706	3664.06%
229	GREAT AMERICAN ALLIANCE INSURANCE COMPANY	0.01%	\$56,736	\$139,273	\$41,542	\$27,257	19.57%
230	SECURITY NATIONAL INSURANCE COMPANY	0.01%	\$55,245	\$61,527	\$1,780	-\$38,198	-62.08%
231	ACE PROPERTY AND CASUALTY INSURANCE COMPAN	0.01%	\$50,701	\$63,486	\$113,991	-\$137,278	-216.23%
232	TRAVELERS CASUALTY AND SURETY COMPANY	0.01%	\$47,427	\$47,427	\$4	\$34,366	72.46%
233	AMERICAN SOUTHERN INSURANCE COMPANY	0.01%	\$45,530	\$33,444	\$6,743	\$1,487	4.45%
234	HARTFORD ACCIDENT & INDEMNITY CO	0.01%	\$45,466	\$46,337	\$4,733	\$4,835	10.43%
235	PENNSYLVANIA GENERAL INSURANCE COMPANY	0.01%	\$43,950	\$211,509	\$77,562	\$100,452	47.49%
236	PREFERRED PROFESSIONAL INSURANCE COMPANY	0.01%	\$41,396	\$46,247	\$10,779	\$8,084	17.48%
237	AMTRUST INSURANCE COMPANY OF KANSAS INC	0.01%	\$40,222	\$38,782	\$20,203	\$7,838	20.21%
238	COUNTRY MUTUAL INSURANCE COMPANY	0.01%	\$38,831	\$42,946	\$15,755	\$32,307	75.23%
239	PENNSYLVANIA MANUFACTURERS ASSOCIATION INSU	0.01%	\$38,577	\$32,823	\$24,293	\$21,081	64.23%
240	ACE FIRE UNDERWRITERS INSURANCE COMPANY	0.01%	\$34,736	\$54,193	\$19,482	\$119,244	220.04%
241	NORTHERN INSURANCE COMPANY OF NEW YORK	0.01%	\$29,702	\$31,559	-\$511,171	-\$530,419	-1680.72%
242	MARKEL INSURANCE COMPANY	0.01%	\$29,686	\$43,564	\$7,500	-\$9,060	-20.80%
243	SENECA INSURANCE COMPANY INC	0.01%	\$25,488	\$25,661	\$2,685	\$9,102	35.47%
244	NORTH AMERICAN ELITE INSURANCE COMPANY	0.01%	\$23,411	\$21,930	\$23,222	\$56,625	258.21%
245	FCCI INSURANCE COMPANY	0.01%	\$23,405	\$12,387	\$0	\$626	5.05%
246	1ST AUTO & CASUALTY INSURANCE COMPANY	0.01%	\$22,283	\$17,632	\$61,884	\$64,384	365.15%

2009 PROPERTY/CASUALTY INSURANCE
TOTAL COMMERCIAL AUTO

OBS	COMPANY NAME	MARKET SHARE	DIRECT PREMIUMS WRITTEN	DIRECT PREMIUMS EARNED	DIRECT LOSSES PAID	DIRECT LOSSES INCURRED	LOSS RATIO
247	STARR INDEMNITY & LIABILITY COMPANY	0.01%	\$22,088	\$6,483	\$0	\$3,482	53.71%
248	INTEGON NATIONAL INSURANCE COMPANY	0.00%	\$21,458	\$30,301	\$0	\$0	0.00%
249	AMERICAN RELIABLE INSURANCE COMPANY	0.00%	\$20,315	\$19,368	\$1,752	\$354	1.83%
250	GREAT AMERICAN INSURANCE COMPANY OF NEW YOF	0.00%	\$18,983	\$9,072	\$0	-\$9,265	-102.13%
251	XL INSURANCE AMERICA INC	0.00%	\$17,468	\$19,461	\$0	\$2,086	10.72%
252	DIAMOND STATE INSURANCE COMPANY	0.00%	\$17,320	\$2,562	\$0	\$1,211	47.27%
253	AMERICAN STANDARD INSURANCE COMPANY OF WISC	0.00%	\$15,000	\$17,965	\$26,081	\$26,081	145.18%
254	PROTECTIVE INSURANCE COMPANY	0.00%	\$14,857	\$14,857	\$1,907	\$37,707	253.80%
255	STARNET INSURANCE COMPANY	0.00%	\$14,729	\$12,881	\$31,533	\$34,525	268.03%
256	MID-CONTINENT ASSURANCE COMPANY	0.00%	\$12,348	\$13,489	\$0	\$0	0.00%
257	PENNSYLVANIA MANUFACTURERS INDEMNITY COMPA	0.00%	\$9,536	\$6,283	\$0	\$537	8.55%
258	AUSTIN MUTUAL INSURANCE COMPANY	0.00%	\$8,844	\$4,936	\$0	\$0	0.00%
259	AGRI GENERAL INSURANCE COMPANY	0.00%	\$7,734	\$2,176	\$363	\$363	16.68%
260	ROCKFORD MUTUAL INSURANCE COMPANY	0.00%	\$7,008	\$6,283	\$0	\$5,500	87.54%
261	COMPANION PROPERTY AND CASUALTY INSURANCE C	0.00%	\$6,936	\$2,052	\$0	\$692	33.72%
262	CENTURY-NATIONAL INSURANCE COMPANY	0.00%	\$6,638	\$4,440	\$0	-\$188	-4.23%
263	CAPITOL INDEMNITY CORPORATION	0.00%	\$6,361	\$2,631	\$5	\$1,070	40.67%
264	ULLICO CASUALTY COMPANY	0.00%	\$6,172	\$5,758	\$0	-\$24,677	-428.57%
265	MERIDIAN CITIZENS MUTUAL INSURANCE COMPANY	0.00%	\$4,534	\$1,994	\$0	\$381	19.11%
266	SAFECO INSURANCE COMPANY OF AMERICA	0.00%	\$4,169	\$7,155	\$23	-\$30,358	-424.29%
267	ASSOCIATED INDEMNITY CORPORATION	0.00%	\$2,531	\$1,080	\$0	-\$2,028	-187.78%
268	SOUTHERN INSURANCE COMPANY	0.00%	\$2,199	\$11,594	\$37,280	\$49,916	430.53%
269	UTICA MUTUAL INSURANCE COMPANY	0.00%	\$2,144	\$9,258	-\$4,335	-\$12,045	-130.10%
270	REPUBLIC WESTERN INSURANCE COMPANY	0.00%	\$2,000	\$2,000	\$0	-\$90,416	-4520.80%
271	DEPOSITORS INSURANCE COMPANY	0.00%	\$1,787	\$2,437	\$646	\$851	34.92%
272	PACIFIC INDEMNITY COMPANY	0.00%	\$1,651	\$1,725	\$0	-\$769	-44.58%
273	ALLIED PROPERTY & CASUALTY INSURANCE COMPAN	0.00%	\$1,641	\$1,641	-\$833	-\$833	-50.76%
274	ONEBEACON INSURANCE COMPANY	0.00%	\$1,031	\$2,001	\$11	\$8,324	415.99%
275	ARGONAUT INSURANCE COMPANY	0.00%	\$1,010	\$1,210	\$128	-\$42,957	-3550.17%
276	AMERICAN HARDWARE MUTUAL INSURANCE COMPAN'	0.00%	\$958	\$958	\$0	\$136	14.20%
277	UNION INSURANCE COMPANY	0.00%	\$923	\$268	\$0	\$0	0.00%
278	TRIANGLE INSURANCE COMPANY INC	0.00%	\$501	\$252	\$0	\$0	0.00%
279	CHARTIS CASUALTY COMPANY	0.00%	\$493	\$697	\$0	-\$12,803	-1836.87%
280	SECURA SUPREME INSURANCE COMPANY	0.00%	\$0	\$0	\$0	-\$19	N/A
281	AMERICAN EQUITY SPECIALTY INSURANCE COMPANY	0.00%	\$0	\$0	\$41,000	-\$33,001	N/A
282	FIRST FINANCIAL INSURANCE COMPANY	0.00%	\$0	\$0	\$0	\$0	N/A
283	GENERALI U S BRANCH	0.00%	\$0	\$0	\$0	\$119	N/A
284	TITAN INDEMNITY COMPANY	0.00%	\$0	\$0	\$0	\$17,765	N/A
285	MILLERS FIRST INSURANCE COMANY	0.00%	\$0	\$0	\$0	\$0	N/A
286	PENNSYLVANIA NATIONAL MUTUAL CASUALTY INSUR/	0.00%	\$0	\$0	\$1	-\$59	N/A
287	ENCOMPASS INDEMNITY COMPANY	0.00%	\$0	\$16	\$0	\$0	0.00%
288	BANKERS STANDARD INSURANCE COMPANY	0.00%	\$0	\$0	\$0	-\$3,920	N/A
289	AUTOMOBILE INS CO OF HARTFORD CT	0.00%	\$0	\$0	\$0	-\$1	N/A
290	STANDARD FIRE INSURANCE COMPANY	0.00%	\$0	\$0	\$0	-\$235	N/A
291	TRINITY UNIVERSAL INSURANCE COMPANY	0.00%	\$0	\$0	\$0	-\$1,040	N/A
292	VIGILANT INSURANCE COMPANY	0.00%	\$0	\$91	\$0	-\$544	-597.80%
293	CLARENDON NATIONAL INSURANCE COMPANY	0.00%	\$0	\$0	\$9,744	-\$5,860	N/A
294	21ST CENTURY PREMIER INSURANCE COMPANY	0.00%	\$0	\$0	\$0	\$10	N/A
295	CAMDEN FIRE INSURANCE ASSOCIATION THE	0.00%	\$0	\$0	-\$967	-\$967	N/A
296	INSURANCE COMPANY OF NORTH AMERICA	0.00%	\$0	\$1,801	\$11,939	\$31,427	1744.98%
297	PACIFIC EMPLOYERS INSURANCE COMPANY	0.00%	\$0	\$172	\$0	-\$182,865	-106316.86%
298	CHICAGO INSURANCE COMPANY	0.00%	\$0	\$0	\$0	-\$55	N/A
299	AGCS MARINE INSURANCE COMPANY	0.00%	\$0	\$0	\$28,682	-\$130,861	N/A
300	LUMBERMENS MUTUAL CASUALTY COMPANY	0.00%	\$0	\$0	\$0	-\$18,601	N/A
301	LUMBERMENS UNDERWRITING ALLIANCE	0.00%	\$0	\$0	\$0	-\$4,422	N/A
302	NATIONWIDE MUTUAL FIRE INSURANCE COMPANY	0.00%	\$0	\$0	\$0	\$9	N/A
303	YORK INSURANCE COMPANY	0.00%	\$0	\$0	\$0	-\$1	N/A
304	ARROWOOD INDEMNITY COMPANY	0.00%	\$0	\$0	\$15,211	-\$8,723	N/A
305	CLEARWATER INSURANCE COMPANY	0.00%	\$0	\$0	\$14,000	\$2,576	N/A
306	TIG INSURANCE COMPANY	0.00%	\$0	\$0	\$293	\$21,349	N/A
307	FIDELITY & GUARANTY INSURANCE UNDERWRITERS	0.00%	\$0	\$0	\$0	\$12,316	N/A
308	TRUMBULL INSURANCE COMPANY	0.00%	\$0	\$0	\$0	\$398,591	N/A

2009 PROPERTY/CASUALTY INSURANCE
TOTAL COMMERCIAL AUTO

OBS	COMPANY NAME	MARKET SHARE	DIRECT PREMIUMS WRITTEN	DIRECT PREMIUMS EARNED	DIRECT LOSSES PAID	DIRECT LOSSES INCURRED	LOSS RATIO
309	ATLANTIC SPECIALTY INSURANCE COMPANY	0.00%	\$0	\$0	-\$1,600	-\$72,598	N/A
310	NORTH POINTE INSURANCE COMPANY	0.00%	\$0	\$0	\$0	-\$35	N/A
311	INSURANCE COMPANY OF THE WEST	0.00%	\$0	\$0	\$0	-\$94	N/A
312	AMERICAN MANUFACTURERS MUTUAL INSURANCE CC	0.00%	\$0	\$0	\$0	\$8,954	N/A
313	CAPITAL CITY INSURANCE COMPANY INC	0.00%	\$0	\$0	\$0	\$0	N/A
314	TRAVELERS CASUALTY AND SURETY COMPANY OF AN	0.00%	\$0	\$0	-\$74	-\$1,318	N/A
315	PENN AMERICA INSURANCE COMPANY	0.00%	\$0	\$0	\$0	\$203	N/A
316	FIRST SPECIALTY INSURANCE CORPORATION	0.00%	\$0	\$0	\$0	\$58	N/A
317	ALLIANZ GLOBAL RISKS US INSURANCE COMPANY	0.00%	\$0	\$0	\$0	\$531	N/A
318	FIDELITY AND GUARANTY INSURANCE COMPANY	0.00%	\$0	\$0	\$62,426	\$37,589	N/A
319	TRAVELERS COMMERCIAL INSURANCE COMPANY	0.00%	\$0	\$0	\$0	\$26	N/A
320	TRAVELERS CASUALTY COMPANY OF CONNECTICUT	0.00%	\$0	\$0	\$0	\$0	N/A
321	NORTHBROOK INDEMNITY COMPANY	0.00%	\$0	\$0	\$0	\$53	N/A
322	MANUFACTURERS ALLIANCE INSURANCE COMPANY	0.00%	\$0	\$0	\$0	-\$159	N/A
323	NATIONWIDE PROPERTY & CASUALTY INSURANCE CO	0.00%	\$0	\$0	-\$7	\$46	N/A
324	MIC PROPERTY AND CASUALTY INSURANCE CORPOR/	0.00%	\$0	\$0	-\$297	-\$297	N/A
325	WHITE MOUNTAINS REINSURANCE COMPANY OF AMEF	0.00%	\$0	\$0	\$0	\$139	N/A
326	GENESIS INSURANCE COMPANY	0.00%	\$0	\$0	\$66,244	-\$185,756	N/A
327	AMERICAN BUSN & PERSONAL INS MUTUAL INC	0.00%	\$0	\$0	\$1,010	\$1,010	N/A
328	VIRGINIA SURETY COMPANY INC	0.00%	\$0	\$0	\$0	-\$12,322	N/A
329	UNITED NATIONAL SPECIALTY INSURANCE COMPANY	0.00%	\$0	\$0	\$0	-\$1,875	N/A
330	FARMINGTON CASUALTY COMPANY	0.00%	\$0	\$0	\$0	-\$82	N/A
331	ATHENA ASSURANCE COMPANY	0.00%	\$0	\$0	\$0	\$3,321	N/A
332	GULF UNDERWRITERS INSURANCE COMPANY	0.00%	\$0	\$0	\$0	-\$2	N/A
333	PROGRESSIVE NORTHWESTERN INSURANCE COMPAN	0.00%	\$0	\$0	\$139,800	\$125,905	N/A
334	PROGRESSIVE CLASSIC INSURANCE COMPANY	0.00%	\$0	\$0	\$0	-\$8,862	N/A
335	COLUMBIA INSURANCE COMPANY	0.00%	-\$4	-\$3	\$0	-\$27	900.00%
336	ALEA NORTH AMERICA INSURANCE COMPANY	0.00%	-\$16	-\$12	\$24	-\$4,548	37900.00%
337	GEICO GENERAL INS CO	0.00%	-\$53	-\$258	\$13,681	-\$5,469	2119.77%
338	NATIONWIDE INSURANCE COMPANY OF AMERICA	0.00%	-\$64	-\$64	-\$40	-\$40	62.50%
339	INFINITY STANDARD INSURANCE COMPANY	0.00%	-\$67	\$29,318	\$8,056	-\$6,114	-20.85%
340	FIDELITY AND DEPOSIT COMPANY MARYLAND	0.00%	-\$244	\$5,614	\$39	-\$33,329	-593.68%
341	AUTOMOBILE CLUB INTER-INSURANCE EXCHANGE	0.00%	-\$344	-\$241	-\$3	-\$240	99.59%
342	PROGRESSIVE CASUALTY INSURANCE COMPANY	0.00%	-\$942	-\$775	\$84,432	-\$192,563	24846.84%
343	FAIRMONT SPECIALTY INSURANCE COMPANY	0.00%	-\$964	-\$964	\$94	-\$77,688	8058.92%
344	UNITED SERVICES AUTOMOBILE ASSOCIATION	0.00%	-\$1,758	-\$1,231	-\$43	-\$1,162	94.39%
345	GEICO INDEMNITY COMPANY	0.00%	-\$2,432	-\$1,708	\$5,726	\$14,012	-820.37%
346	CHARTIS PROPERTY CASUALTY COMPANY	0.00%	-\$2,565	\$6,464	\$0	-\$1,823	-28.20%
347	COLONIAL AMERICAN CASUALTY AND SURETY C	0.00%	-\$4,210	\$7,440	\$4,607	-\$226	-3.04%
348	HARTFORD INSURANCE COMPANY OF MIDWEST THE	0.00%	-\$7,513	-\$2,233	\$3,367	\$2,830	-126.74%
349	UNITED STATES FIDELITY & GUARANTY COMPANY	0.00%	-\$10,829	-\$4,681	\$15,078	-\$38,156	815.12%
350	AMERICAN GENERAL INDEMNITY COMPANY	-0.01%	-\$22,154	-\$22,154	\$0	\$0	0.00%
351	UNIVERSAL CASUALTY COMPANY	-0.01%	-\$23,002	\$162,545	\$78,819	\$180,888	111.28%
352	TRAVELERS INDEMNITY COMPANY OF CONNECTICUT	-0.05%	-\$214,039	-373589	1277731	1375339	-368.14%
353	AMERICAN HOME ASSURANCE COMPANY	-0.10%	-\$446,839	-\$365,138	\$533,650	-\$1,017,602	278.69%
354	AMERICAN ZURICH INSURANCE COMPANY	-0.14%	-\$615,424	-\$1,050,451	\$137,284	\$291,074	-27.71%
TOTAL		100.00%	\$438,717,522	\$454,480,308	\$266,425,043	\$251,609,726	55.36%

**TOTALS ALL BUSINESS
IN MISSOURI**

**2009 PROPERTY/CASUALTY INSURANCE
TOTALS ALL BUSINESS IN MISSOURI**

COMPANY NAME	MARKET SHARE	DIRECT PREMIUMS WRITTEN	DIRECT PREMIUMS EARNED	DIRECT LOSSES PAID	DIRECT LOSSES INCURRED	LOSS RATIO
AMERICAN FAMILY MUTUAL INSURANCE COMPANY	9.60%	\$826,536,068	\$820,736,568	\$510,582,096	\$506,654,888	61.73%
STATE FARM MUTUAL AUTOMOBILE INSURANCE COMPANY	7.50%	\$645,419,395	\$635,738,021	\$415,337,218	\$420,673,168	66.17%
STATE FARM FIRE AND CASUALTY COMPANY	6.25%	\$538,302,800	\$520,717,700	\$304,042,123	\$292,173,733	56.11%
SHELTER MUTUAL INSURANCE COMPANY	3.42%	\$294,289,115	\$288,438,825	\$186,101,933	\$186,237,990	64.57%
CONTINENTAL INSURANCE COMPANY THE	2.24%	\$192,516,454	\$196,212,884	\$108,292,739	\$92,612,046	47.20%
NATIONAL UNION FIRE INSURANCE COMPANY OF PITTSBUR	1.82%	\$156,306,179	\$159,049,596	\$67,833,596	\$56,300,617	35.40%
FARM BUREAU TOWN & COUNTRY INS CO OF MO	1.55%	\$133,589,382	\$130,129,233	\$100,796,976	\$108,296,095	83.22%
FARMERS INSURANCE COMPANY INC	1.54%	\$132,343,898	\$135,796,226	\$66,741,485	\$63,348,739	46.65%
MISSOURI EMPLOYERS MUTUAL INSURANCE COMPANY	1.28%	\$110,134,841	\$112,084,535	\$61,932,563	\$55,698,793	49.69%
SAFECO INSURANCE COMPANY OF ILLINOIS	1.17%	\$100,500,964	\$104,633,367	\$52,596,021	\$51,281,195	49.01%
AUTOMOBILE CLUB INTER-INSURANCE EXCHANGE	1.08%	\$93,341,693	\$89,744,922	\$52,555,335	\$55,129,880	61.43%
ACE PROPERTY AND CASUALTY INSURANCE COMPANY	1.05%	\$90,070,135	\$83,354,691	\$77,835,929	\$71,220,004	85.44%
LIBERTY MUTUAL FIRE INSURANCE COMPANY	1.04%	\$89,551,511	\$88,849,233	\$53,251,412	\$46,820,290	52.70%
PROGRESSIVE PREFERRED INSURANCE COMPANY	1.04%	\$89,288,515	\$85,955,991	\$47,487,714	\$53,493,406	62.23%
TRAVELERS HOME AND MARINE INSURANCE COMPANY THE	0.98%	\$84,635,116	\$73,250,888	\$36,273,282	\$42,359,522	57.83%
FEDERAL INSURANCE COMPANY	0.93%	\$80,350,752	\$83,185,329	\$26,390,621	\$24,147,994	29.03%
ACE AMERICAN INSURANCE COMPANY	0.89%	\$76,970,089	\$78,180,310	\$26,205,194	\$53,802,794	68.82%
CINCINNATI INSURANCE COMPANY THE	0.89%	\$76,871,969	\$74,811,239	\$36,694,942	\$29,697,495	39.70%
ALLSTATE PROPERTY & CASUALTY INSURANCE COMPANY	0.86%	\$74,280,816	\$73,806,769	\$42,631,902	\$37,276,976	50.51%
ZURICH AMERICAN INSURANCE COMPANY	0.85%	\$72,950,561	\$73,783,614	\$78,403,913	\$59,260,712	80.32%
MID CENTURY INSURANCE COMPANY	0.81%	\$70,045,375	\$72,615,359	\$37,955,816	\$32,339,954	44.54%
CONTINENTAL CASUALTY COMPANY	0.77%	\$66,651,731	\$63,289,869	\$44,940,144	\$41,952,154	66.29%
UNITED SERVICES AUTOMOBILE ASSOCIATION	0.76%	\$65,357,886	\$62,139,371	\$40,027,254	\$37,877,191	60.96%
PROGRESSIVE DIRECT INSURANCE COMPANY	0.74%	\$63,547,774	\$59,660,049	\$30,896,217	\$36,405,242	61.02%
ALLSTATE INSURANCE COMPANY	0.69%	\$59,538,963	\$61,264,084	\$31,147,510	\$27,435,062	44.78%
ALLIED PROPERTY & CASUALTY INSURANCE COMPANY	0.69%	\$58,959,569	\$57,110,788	\$31,185,722	\$36,327,724	63.61%
GEICO GENERAL INS CO	0.66%	\$56,850,079	\$55,824,136	\$33,884,267	\$36,113,907	64.69%
TRAVELERS PROPERTY CASUALTY COMPANY OF AMERICA	0.66%	\$56,410,747	\$58,496,574	\$23,525,659	\$15,650,502	26.75%
SAFECO INSURANCE COMPANY OF AMERICA	0.60%	\$51,819,959	\$53,320,134	\$20,235,250	\$17,411,101	32.65%
GREAT AMERICAN INSURANCE COMPANY OF NEW YORK	0.60%	\$51,543,670	\$52,986,860	\$61,123,992	\$41,752,775	78.80%
AUTO CLUB FAMILY INSURANCE COMPANY	0.56%	\$48,495,589	\$48,238,110	\$26,753,792	\$23,833,854	49.41%
AMERICAN STANDARD INSURANCE COMPANY OF WISCONSI	0.56%	\$48,119,492	\$49,686,917	\$38,505,208	\$36,607,290	73.68%
CAMERON MUTUAL INSURANCE COMPANY	0.54%	\$46,237,258	\$47,044,989	\$34,435,656	\$31,706,709	67.40%
PHILADELPHIA INDEMNITY INSURANCE COMPANY	0.53%	\$45,898,945	\$43,385,855	\$16,023,342	\$23,332,981	53.78%
FACTORY MUTUAL INSURANCE COMPANY	0.53%	\$45,509,885	\$48,659,332	\$57,019,440	\$56,160,936	115.42%
MIDWESTERN INDEMNITY COMPANY THE	0.52%	\$44,599,533	\$48,019,714	\$27,894,092	\$28,516,376	59.38%
AMCO INSURANCE COMPANY	0.51%	\$44,159,745	\$47,351,850	\$26,729,750	\$26,855,563	56.71%
FARMERS INSURANCE EXCHANGE	0.51%	\$43,602,620	\$36,356,557	\$20,015,200	\$20,934,992	57.58%
HARTFORD UNDERWRITERS INSURANCE COMPANY	0.50%	\$42,711,072	\$44,710,827	\$22,422,257	\$22,062,165	49.34%
NATIONWIDE AFFINITY INSURANCE COMPANY OF AMERICA	0.49%	\$42,568,426	\$38,538,615	\$23,325,948	\$25,261,030	65.55%
AUTO OWNERS INSURANCE COMPANY	0.49%	\$41,962,540	\$42,601,347	\$31,843,099	\$29,343,159	68.88%
OWNERS INSURANCE COMPANY	0.48%	\$41,241,393	\$40,353,132	\$25,157,673	\$30,817,461	76.37%
OLD REPUBLIC INSURANCE COMPANY	0.47%	\$40,360,363	\$40,652,416	\$60,047,208	\$60,073,284	147.77%
MISSOURI PROFESSIONALS MUTUAL	0.47%	\$40,216,180	\$40,139,829	\$15,606,373	\$7,951,924	19.81%
ALLSTATE FIRE AND CASUALTY INSURANCE COMPANY	0.46%	\$39,360,020	\$38,618,785	\$17,306,503	\$18,672,717	48.35%
ANTHEM INSURANCE COMPANIES INC	0.45%	\$38,390,747	\$32,514,869	\$27,816,853	\$27,541,196	84.70%
FEDERATED MUTUAL INSURANCE COMPANY	0.44%	\$37,515,550	\$39,323,818	\$27,945,640	\$19,198,241	48.82%
USAA CASUALTY INSURANCE COMPANY	0.43%	\$36,864,665	\$34,964,184	\$20,751,386	\$20,997,800	60.06%
VISION SERVICE PLAN INSURANCE COMPANY	0.43%	\$36,747,624	\$36,747,624	\$29,641,930	\$29,797,833	81.09%
ALLSTATE INDEMNITY COMPANY	0.42%	\$36,373,485	\$37,481,900	\$21,822,192	\$18,260,185	48.72%
AMERICAN NATIONAL PROPERTY & CASUALTY COMPANY	0.42%	\$35,781,096	\$35,118,146	\$23,981,282	\$22,861,053	65.10%
COLUMBIA MUTUAL INSURANCE COMPANY	0.40%	\$34,217,144	\$34,035,898	\$20,019,206	\$21,437,092	62.98%
GEICO INDEMNITY COMPANY	0.40%	\$34,102,997	\$33,750,370	\$18,084,148	\$20,486,705	60.70%
TWIN CITY FIRE INSURANCE COMPANY	0.39%	\$33,640,196	\$33,714,152	\$12,761,011	\$14,131,306	41.92%
HARTFORD CASUALTY INSURANCE CO	0.38%	\$32,991,345	\$32,729,025	\$18,180,788	\$25,011,322	76.42%
UNITED FIRE AND CASUALTY COMPANY	0.38%	\$32,787,487	\$33,375,692	\$13,901,856	\$17,960,292	53.81%
STANDARD FIRE INSURANCE COMPANY	0.38%	\$32,353,264	\$34,421,396	\$17,436,673	\$14,304,402	41.56%
TRAVELERS CASUALTY AND SURETY COMPANY OF AMERIC	0.37%	\$32,043,500	\$28,154,307	\$5,589,041	\$4,741,658	16.84%
TRAVELERS INDEMNITY COMPANY	0.36%	\$31,005,504	\$30,606,086	\$16,186,829	\$19,203,394	62.74%
CONTINENTAL WESTERN INSURANCE COMPANY	0.36%	\$30,800,403	\$33,996,447	\$19,663,787	\$19,278,611	56.71%

**2009 PROPERTY/CASUALTY INSURANCE
TOTALS ALL BUSINESS IN MISSOURI**

COMPANY NAME	MARKET SHARE	DIRECT PREMIUMS WRITTEN	DIRECT PREMIUMS EARNED	DIRECT LOSSES PAID	DIRECT LOSSES INCURRED	LOSS RATIO
FIRE INSURANCE EXCHANGE	0.36%	\$30,762,221	\$31,489,963	\$16,602,568	\$16,416,881	52.13%
PROGRESSIVE NORTHWESTERN INSURANCE COMPANY	0.35%	\$30,211,442	\$28,341,311	\$14,717,733	\$15,489,023	54.65%
ACUITY A MUTUAL INSURANCE COMPANY	0.34%	\$29,450,048	\$29,537,879	\$12,931,601	\$16,261,813	55.05%
NATIONWIDE MUTUAL INSURANCE COMPANY	0.34%	\$29,374,493	\$31,740,680	\$18,820,873	\$13,993,311	44.09%
RURAL COMMUNITY INSURANCE COMPANY	0.34%	\$29,364,448	\$30,176,329	\$23,823,477	\$5,190,953	17.20%
MISSOURI HOSPITAL PLAN	0.32%	\$27,242,375	\$28,038,458	\$6,975,208	\$5,250,453	18.73%
HARTFORD FIRE INSURANCE COMPANY	0.31%	\$26,913,247	\$29,885,248	\$15,589,759	\$20,030,103	67.02%
INSURANCE COMPANY OF THE STATE OF PENNSYLVANIA	0.30%	\$26,244,037	\$43,876,732	\$15,387,185	\$27,903,660	63.60%
MORTGAGE GUARANTY INSURANCE CORPORATION	0.30%	\$26,027,880	\$27,392,641	\$28,118,438	\$23,283,744	85.00%
TRAVELERS INDEMNITY COMPANY OF AMERICA	0.30%	\$25,912,913	\$26,189,358	\$8,106,915	\$15,886,568	60.66%
GREAT WEST CASUALTY COMPANY	0.30%	\$25,756,079	\$26,846,439	\$15,441,441	\$13,725,851	51.13%
LIBERTY MUTUAL INSURANCE COMPANY	0.29%	\$25,260,008	\$24,871,085	\$13,247,993	\$12,548,251	50.45%
STATE AUTO PROPERTY & CASUALTY INSURANCE COMPAN	0.28%	\$24,145,702	\$23,515,267	\$9,199,017	\$10,777,030	45.83%
AGRI GENERAL INSURANCE COMPANY	0.28%	\$24,060,814	\$24,215,362	\$23,016,873	\$14,132,926	58.36%
PROPERTY & CASUALTY INSURANCE COMPANY OF HARTFC	0.27%	\$22,940,119	\$22,979,460	\$12,340,346	\$13,805,945	60.08%
NEW HAMPSHIRE INSURANCE COMPANY	0.26%	\$22,500,938	\$28,843,541	\$18,334,853	\$22,594,886	78.34%
GOVERNMENT EMPLOYEES INSURANCE CO	0.26%	\$22,239,591	\$21,786,876	\$13,000,248	\$13,746,124	63.09%
AMERICAN GUARANTEE & LIABILITY INSURANCE COMPANY	0.26%	\$22,204,727	\$23,642,318	\$3,473,610	\$23,473,590	99.29%
LIBERTY INSURANCE CORPORATION	0.25%	\$21,669,277	\$21,174,495	\$11,294,680	\$11,741,871	55.45%
FARMERS MUTUAL HAIL INSURANCE COMPANY OF IOWA	0.24%	\$20,827,960	\$21,138,815	\$16,492,846	\$11,780,748	55.73%
FIREMANS FUND INSURANCE COMPANY	0.24%	\$20,717,255	\$21,366,488	\$8,219,367	-\$2,077,057	-9.72%
AMERICAN SECURITY INSURANCE COMPANY	0.24%	\$20,480,759	\$20,063,231	\$8,501,221	\$7,854,167	39.15%
CHURCH MUTUAL INSURANCE COMPANY	0.23%	\$20,141,871	\$19,629,039	\$19,440,371	\$15,459,512	78.76%
PHOENIX INSURANCE COMPANY THE	0.23%	\$20,050,120	\$17,346,599	\$4,676,125	\$8,907,192	51.35%
NETHERLANDS INSURANCE COMPANY THE	0.23%	\$19,475,930	\$19,460,640	\$12,646,801	\$17,920,351	92.09%
GREAT NORTHERN INSURANCE COMPANY	0.23%	\$19,447,081	\$20,832,121	\$10,633,667	\$10,029,380	48.14%
SECURA INSURANCE A MUTUAL COMPANY	0.22%	\$19,337,441	\$20,057,545	\$13,638,465	\$12,531,400	62.48%
ST PAUL FIRE & MARINE INSURANCE COMPANY	0.22%	\$19,098,719	\$21,221,403	\$9,203,300	\$16,065,826	75.71%
ACCIDENT FUND INSURANCE COMPANY OF AMERICA	0.22%	\$18,975,297	\$19,942,132	\$10,083,818	\$8,853,248	44.39%
ILLINOIS NATIONAL INSURANCE COMPANY	0.22%	\$18,829,511	\$8,241,410	\$2,725,114	\$3,439,008	41.73%
COMMERCE AND INDUSTRY INSURANCE CO	0.22%	\$18,680,632	\$24,296,853	\$15,916,353	\$11,637,007	47.90%
CHARTER OAK FIRE INSURANCE CO THE	0.22%	\$18,660,013	\$17,607,124	\$4,045,197	\$7,010,164	39.81%
COUNTRY MUTUAL INSURANCE COMPANY	0.21%	\$18,416,187	\$17,576,489	\$8,441,188	\$8,577,410	48.80%
HARTFORD INSURANCE COMPANY OF MIDWEST THE	0.21%	\$18,262,816	\$18,720,100	\$11,867,538	\$13,244,265	70.75%
PROGRESSIVE MAX INSURANCE COMPANY	0.21%	\$18,199,646	\$18,696,569	\$11,754,841	\$11,124,035	59.50%
SAVERS PROPERTY & CASUALTY INSURANCE COMPANY	0.21%	\$18,019,274	\$18,992,224	\$11,412,646	\$11,786,114	62.06%
ELECTRIC INSURANCE COMPANY	0.21%	\$18,006,062	\$14,930,124	\$6,625,407	\$6,603,522	44.23%
VANLINER INSURANCE COMPANY	0.21%	\$17,954,786	\$20,124,167	\$10,874,069	\$6,899,868	34.29%
SAFE AUTO INSURANCE COMPANY	0.21%	\$17,927,980	\$15,749,607	\$8,277,537	\$12,052,481	76.53%
AMERISURE INSURANCE COMPANY	0.21%	\$17,762,033	\$18,303,082	\$6,529,370	\$2,810,165	15.35%
UNITED GUARANTY RESIDENTIAL INSURANCE COMPANY	0.20%	\$16,806,291	\$16,791,278	\$10,090,439	\$30,345,935	180.72%
GRINNELL MUTUAL REINSURANCE COMPANY	0.19%	\$16,503,010	\$17,003,155	\$9,025,619	\$8,930,692	52.52%
FOREMOST INSURANCE COMPANY	0.19%	\$16,352,022	\$15,646,093	\$6,940,137	\$7,364,223	47.07%
CATERPILLAR INSURANCE COMPANY	0.19%	\$16,278,572	\$14,726,706	\$14,592,211	\$17,838,805	121.13%
NAU COUNTRY INSURANCE COMPANY	0.19%	\$16,102,753	\$16,734,337	\$15,489,655	\$9,052,352	54.09%
AMERICAN AGRI-BUSINESS INSURANCE COMPANY	0.19%	\$15,962,402	\$16,367,659	\$17,819,430	\$6,670,663	40.76%
GENWORTH MORTGAGE INSURANCE CORPORATION	0.18%	\$15,752,899	\$16,363,864	\$14,318,851	\$22,542,730	137.76%
SENTRY INSURANCE A MUTUAL COMPANY	0.18%	\$15,557,515	\$13,984,552	\$8,533,096	\$8,996,204	64.33%
AMERICAN ALTERNATIVE INSURANCE CORPORATION	0.17%	\$14,941,840	\$14,716,871	\$18,199,491	\$18,911,314	128.50%
TRAVELERS COMMERCIAL CASUALTY COMPANY	0.17%	\$14,860,759	\$17,388,215	\$12,757,569	-\$4,135,441	-23.78%
CORNERSTONE NATIONAL INSURANCE COMPANY	0.17%	\$14,798,127	\$15,084,223	\$8,649,202	\$8,208,147	54.42%
WESTPORT INSURANCE CORPORATION	0.17%	\$14,759,778	\$15,603,711	\$15,309,775	\$13,622,599	87.30%
AMERICAN AUTOMOBILE INSURANCE COMPANY	0.17%	\$14,751,907	\$15,305,352	\$11,839,899	\$15,955,852	104.25%
SENTRY SELECT INSURANCE COMPANY	0.17%	\$14,626,570	\$16,500,483	\$12,715,403	\$16,944,904	102.69%
ARCH INSURANCE COMPANY	0.17%	\$14,356,063	\$13,749,499	\$3,006,414	\$3,564,377	25.92%
PMI MORTGAGE INSURANCE COMPANY	0.17%	\$14,327,381	\$13,674,023	\$11,704,791	\$10,450,993	76.43%
ESURANCE INSURANCE COMPANY	0.17%	\$14,323,880	\$14,461,872	\$7,892,834	\$7,169,894	49.58%
UNIVERSAL UNDERWRITERS INS CO	0.17%	\$14,264,034	\$16,041,420	\$9,393,026	\$6,413,187	39.98%
NATIONWIDE INSURANCE COMPANY OF AMERICA	0.17%	\$14,209,875	\$13,399,942	\$8,838,770	\$9,693,391	72.34%

**2009 PROPERTY/CASUALTY INSURANCE
TOTALS ALL BUSINESS IN MISSOURI**

COMPANY NAME	MARKET SHARE	DIRECT PREMIUMS WRITTEN	DIRECT PREMIUMS EARNED	DIRECT LOSSES PAID	DIRECT LOSSES INCURRED	LOSS RATIO
PROASSURANCE INDEMNITY COMPANY INC	0.16%	\$13,814,624	\$14,366,757	\$3,577,722	\$825,317	5.74%
EMPLOYERS MUTUAL CASUALTY COMPANY	0.16%	\$13,813,562	\$14,082,788	\$13,325,251	\$10,523,278	74.72%
HAWKEYE SECURITY INSURANCE COMPANY	0.16%	\$13,707,479	\$14,295,717	\$13,490,141	\$11,505,180	80.48%
MEDICAL PROTECTIVE COMPANY	0.16%	\$13,626,054	\$13,609,574	\$3,803,072	\$3,049,572	22.41%
COLUMBIA NATIONAL INSURANCE COMPANY	0.16%	\$13,615,450	\$13,548,104	\$12,753,060	\$11,803,676	87.12%
STATE NATIONAL INSURANCE COMPANY INC	0.16%	\$13,495,753	\$12,053,838	\$4,876,904	\$5,502,782	45.65%
AFFILIATED FM INSURANCE COMPANY	0.15%	\$13,305,377	\$12,909,827	\$3,991,093	\$4,482,567	34.72%
AMERISURE MUTUAL INSURANCE COMPANY	0.15%	\$13,179,495	\$14,186,463	\$9,691,129	\$10,044,034	70.80%
BRISTOL WEST INSURANCE COMPANY	0.15%	\$12,900,730	\$11,287,709	\$4,783,988	\$6,359,294	56.34%
FIRSTCOMP INSURANCE COMPANY	0.15%	\$12,882,426	\$11,909,676	\$5,946,840	\$7,604,196	63.85%
REPUBLIC MORTGAGE INSURANCE COMPANY	0.15%	\$12,847,120	\$12,478,522	\$8,819,858	\$15,463,459	123.92%
INDEMNITY INSURANCE COMPANY OF NORTH AMERICA	0.15%	\$12,827,081	\$12,926,097	\$1,826,457	-\$447,711	-3.46%
RADIAN GUARANTY INC	0.15%	\$12,762,929	\$14,016,568	\$14,785,849	\$21,471,596	153.19%
GREAT AMERICAN INSURANCE COMPANY	0.15%	\$12,739,938	\$10,982,802	\$5,477,476	\$1,314,859	11.97%
GENERAL CASUALTY COMPANY OF WISCONSIN	0.15%	\$12,571,947	\$12,948,444	\$8,699,170	\$6,229,557	48.11%
WAUSAU UNDERWRITERS INSURANCE COMPANY	0.15%	\$12,523,262	\$12,213,134	\$7,608,657	\$9,822,932	80.43%
LYNDON PROPERTY INSURANCE COMPANY	0.14%	\$12,468,209	\$20,551,471	\$18,038,244	\$17,344,183	84.39%
SAFETY NATIONAL CASUALTY CORPORATION	0.14%	\$12,431,518	\$11,729,743	\$3,164,681	\$4,129,084	35.20%
AMERICAN BANKERS INSURANCE COMPANY OF FLORIDA	0.14%	\$12,154,021	\$14,833,110	\$7,689,380	\$6,307,644	42.52%
ARTISAN AND TRUCKERS CASUALTY COMPANY	0.14%	\$11,981,240	\$11,248,068	\$4,239,054	\$6,658,245	59.19%
LM INSURANCE CORPORATION	0.14%	\$11,842,858	\$12,555,029	\$7,363,730	\$10,056,006	80.10%
GREAT AMERICAN ASSURANCE COMPANY	0.14%	\$11,806,543	\$12,200,983	\$4,854,044	\$6,273,435	51.42%
AMERICAN ZURICH INSURANCE COMPANY	0.14%	\$11,682,328	\$13,442,521	\$4,184,713	\$9,772,263	72.70%
AMERICAN MODERN HOME INSURANCE CO	0.14%	\$11,646,914	\$11,444,737	\$4,770,044	\$4,853,912	42.41%
EMPIRE FIRE AND MARINE INSURANCE CO	0.13%	\$11,528,213	\$19,556,436	\$24,325,150	\$21,282,071	108.82%
FIRST AMERICAN TITLE INSURANCE COMPANY	0.13%	\$11,382,337	\$11,528,187	\$2,657,114	\$2,150,829	18.66%
NATIONAL SURETY CORPORATION	0.13%	\$11,356,748	\$9,700,680	\$6,746,390	\$7,174,273	73.96%
DAIRYLAND INSURANCE COMPANY	0.13%	\$11,330,338	\$12,287,716	\$6,879,287	\$5,116,437	41.64%
BAR PLAN MUTUAL INSURANCE COMPANY THE	0.13%	\$11,309,827	\$11,857,676	\$3,533,716	\$5,517,640	46.53%
MEDICAL LIABILITY ALLIANCE	0.13%	\$11,272,868	\$10,605,004	\$3,467,500	\$959,504	9.05%
ALLIANZ GLOBAL RISKS US INSURANCE COMPANY	0.13%	\$11,194,991	\$10,524,942	\$2,295,483	-\$216,869	-2.06%
XL SPECIALTY INSURANCE COMPANY	0.13%	\$11,004,243	\$12,572,191	\$6,822,969	-\$1,125,950	-8.96%
NORTHLAND INSURANCE COMPANY	0.13%	\$10,778,369	\$10,052,214	\$5,485,394	\$3,176,445	31.60%
CHICAGO TITLE INSURANCE COMPANY	0.12%	\$10,675,703	\$11,510,948	\$1,042,367	\$1,137,417	9.88%
HARTFORD ACCIDENT & INDEMNITY CO	0.12%	\$10,616,176	\$9,558,522	\$3,321,376	\$3,948,664	41.31%
21ST CENTURY NORTH AMERICA INSURANCE COMPANY	0.12%	\$10,536,901	\$9,566,355	\$2,914,962	\$4,172,503	43.62%
ACCIDENT FUND NATIONAL INSURANCE COMPANY	0.12%	\$10,411,450	\$10,149,294	\$4,035,666	\$9,632,370	94.91%
TRUCK INSURANCE EXCHANGE	0.12%	\$10,377,828	\$10,539,815	\$2,900,637	\$1,567,755	14.87%
VIKING INSURANCE COMPANY OF WISCONSIN	0.12%	\$10,354,165	\$9,176,768	\$4,271,302	\$4,909,010	53.49%
SENTINEL INSURANCE COMPANY LTD	0.12%	\$10,054,015	\$8,398,646	\$3,336,181	\$5,309,220	63.22%
AUSTIN MUTUAL INSURANCE COMPANY	0.12%	\$9,997,544	\$9,374,573	\$7,273,322	\$7,297,849	77.85%
MIDWEST BUILDERS' CASUALTY MUTUAL COMPANY	0.11%	\$9,870,644	\$9,870,644	\$7,267,524	\$5,362,225	54.32%
METROPOLITAN PROPERTY & CASUALTY INSURANCE COMI	0.11%	\$9,812,159	\$9,811,272	\$5,185,593	\$4,828,186	49.21%
DEPOSITORS INSURANCE COMPANY	0.11%	\$9,670,549	\$10,346,082	\$6,194,507	\$6,445,242	62.30%
ST PAUL MERCURY INSURANCE COMPANY	0.11%	\$9,609,477	\$10,125,062	\$1,219,305	\$2,786,191	27.52%
AMERICAN HOME ASSURANCE COMPANY	0.11%	\$9,498,395	\$12,150,860	\$31,666,596	\$3,095,325	25.47%
MERITPLAN INSURANCE COMPANY	0.11%	\$9,482,226	\$5,927,158	\$1,475,016	\$1,673,793	28.24%
WESTCHESTER FIRE INSURANCE COMPANY	0.11%	\$9,480,500	\$8,888,809	\$3,245,558	\$4,894,524	55.06%
DISCOVER PROPERTY AND CASUALTY INSURANCE COMPA	0.11%	\$9,467,111	\$10,552,145	\$4,876,604	\$8,816,097	83.55%
AMERICAN STATES INSURANCE COMPANY	0.11%	\$9,411,319	\$10,730,704	\$10,744,099	-\$5,167,656	-48.16%
COUNTRY PREFERRED INSURANCE COMPANY	0.11%	\$9,059,857	\$8,816,648	\$4,496,867	\$5,070,497	57.51%
CONSUMERS INSURANCE USA INC	0.11%	\$9,040,800	\$9,116,653	\$7,301,144	\$8,830,880	96.87%
NATIONAL FIRE INSURANCE COMPANY OF HARTFORD	0.10%	\$8,939,819	\$8,913,022	\$6,069,927	\$7,320,904	82.14%
SHELTER GENERAL INSURANCE COMPANY	0.10%	\$8,872,246	\$8,982,425	\$4,698,221	\$3,673,234	40.89%
MIDWEST EMPLOYERS CASUALTY COMPANY	0.10%	\$8,802,784	\$7,653,689	\$2,365,786	\$3,467,363	45.30%
NATIONWIDE AGRIBUSINESS INSURANCE COMPANY	0.10%	\$8,800,942	\$8,842,144	\$3,806,919	\$5,837,645	66.02%
PEERLESS INSURANCE COMPANY	0.10%	\$8,751,363	\$8,704,184	\$4,262,403	\$5,839,955	67.09%
TRAVELERS CASUALTY INSURANCE COMPANY OF AMERICA	0.10%	\$8,652,412	\$5,937,035	\$1,700,134	\$3,425,725	57.70%
TRAVELERS INDEMNITY COMPANY OF CONNECTICUT	0.10%	\$8,586,874	\$8,820,741	\$4,547,002	\$4,001,740	45.37%

**2009 PROPERTY/CASUALTY INSURANCE
TOTALS ALL BUSINESS IN MISSOURI**

COMPANY NAME	MARKET SHARE	DIRECT PREMIUMS WRITTEN	DIRECT PREMIUMS EARNED	DIRECT LOSSES PAID	DIRECT LOSSES INCURRED	LOSS RATIO
AFFIRMATIVE INSURANCE COMPANY	0.10%	\$8,569,055	\$8,798,892	\$6,659,888	\$5,134,775	58.36%
FIDELITY AND DEPOSIT COMPANY MARYLAND	0.10%	\$8,554,601	\$9,507,141	\$2,699,503	\$555,098	5.84%
PEERLESS INDEMNITY INSURANCE COMPANY	0.10%	\$8,477,032	\$6,588,378	\$6,276,532	\$8,911,661	135.26%
WESTERN SURETY COMPANY	0.10%	\$8,443,095	\$8,907,684	\$786,963	\$767,448	8.62%
ADDISON INSURANCE COMPANY	0.10%	\$8,397,342	\$8,496,892	\$5,852,400	\$5,675,097	66.79%
MERIDIAN SECURITY INSURANCE COMPANY	0.10%	\$8,377,161	\$6,625,562	\$2,897,418	\$4,286,439	64.70%
LITITZ MUTUAL INSURANCE COMPANY	0.10%	\$8,259,333	\$8,457,469	\$7,309,993	\$6,694,817	79.16%
FARMERS ALLIANCE MUTUAL INSURANCE COMPANY	0.10%	\$8,251,674	\$7,918,501	\$7,340,606	\$7,290,341	92.07%
EMCASCO INSURANCE COMPANY	0.09%	\$8,075,527	\$6,710,408	\$2,923,172	\$3,369,777	50.22%
HOMESITE INDEMNITY COMPANY	0.09%	\$8,063,032	\$7,089,202	\$5,411,686	\$6,627,479	93.49%
BITUMINOUS CASUALTY CORPORATION	0.09%	\$7,961,080	\$8,341,941	\$3,550,325	\$2,706,720	32.45%
GUIDEONE MUTUAL INSURANCE COMPANY	0.09%	\$7,884,993	\$7,828,972	\$3,169,115	\$3,522,249	44.99%
RSUI INDEMNITY COMPANY	0.09%	\$7,733,772	\$8,005,275	\$217,369	\$431,758	5.39%
PRODUCERS AGRICULTURE INSURANCE COMPANY	0.09%	\$7,728,956	\$7,717,208	\$1,357,575	\$2,886,872	37.41%
STARNET INSURANCE COMPANY	0.09%	\$7,726,823	\$7,174,288	\$1,197,380	\$2,378,166	33.15%
CAMERON NATIONAL INSURANCE COMPANY	0.09%	\$7,611,717	\$7,206,581	\$3,879,771	\$4,070,487	56.48%
AXIS INSURANCE COMPANY	0.09%	\$7,422,253	\$6,896,993	\$2,967,693	\$5,908,192	85.66%
ARGONAUT GREAT CENTRAL INSURANCE CO	0.09%	\$7,326,759	\$8,458,002	\$5,520,398	\$9,667,868	114.30%
EMPLOYERS INSURANCE COMPANY OF WAUSAU	0.08%	\$7,309,212	\$7,074,746	\$8,676,007	\$7,299,532	103.18%
CINCINNATI CASUALTY COMPANY THE	0.08%	\$7,223,539	\$7,684,730	\$4,120,460	\$5,918,238	77.01%
VIGILANT INSURANCE COMPANY	0.08%	\$7,192,529	\$8,078,132	\$4,179,029	\$3,971,446	49.16%
PHYSICIANS PROFESSIONAL INDEMNITY ASSOCIATION	0.08%	\$7,174,481	\$7,457,509	\$4,315,718	\$3,667,718	49.18%
VALLEY FORGE INSURANCE COMPANY	0.08%	\$7,042,896	\$6,947,862	\$2,985,489	\$3,442,109	49.54%
ONEBEACON AMERICA INSURANCE COMPANY	0.08%	\$6,892,723	\$6,956,402	\$2,153,241	\$4,000,815	57.51%
STEWART TITLE GUARANTY COMPANY	0.08%	\$6,891,611	\$6,586,899	\$1,739,249	\$1,636,584	24.85%
BROTHERHOOD MUTUAL INSURANCE CO	0.08%	\$6,820,712	\$7,054,705	\$4,320,116	\$2,995,025	42.45%
SELECTIVE INSURANCE COMPANY OF SOUTH CAROLINA	0.08%	\$6,683,672	\$6,490,946	\$5,080,588	\$6,000,588	92.45%
GUARANTEE INSURANCE COMPANY	0.08%	\$6,620,201	\$7,439,137	\$3,955,526	\$3,361,878	45.19%
METROPOLITAN GROUP PROPERTY & CASUALTY INSURANCE COMPANY	0.08%	\$6,585,311	\$6,742,065	\$2,774,116	\$2,409,843	35.74%
AMERICAN ECONOMY INSURANCE COMPANY	0.08%	\$6,551,430	\$7,297,600	\$4,313,982	\$1,274,919	17.47%
QBE INSURANCE CORPORATION	0.08%	\$6,545,885	\$4,995,929	\$2,454,365	\$3,084,580	61.74%
PROGRESSIVE CASUALTY INSURANCE COMPANY	0.08%	\$6,536,919	\$7,486,110	\$5,805,910	\$5,517,093	73.70%
USAA GENERAL INDEMNITY COMPANY	0.08%	\$6,529,268	\$5,741,008	\$4,125,048	\$4,790,109	83.44%
AMERICAN INSURANCE COMPANY THE	0.08%	\$6,522,166	\$6,219,852	\$7,623,423	\$4,633,163	74.49%
AMERICAN CASUALTY COMPANY OF READING PENNSYLVANIA	0.08%	\$6,489,894	\$6,568,651	\$1,771,141	\$397,572	6.05%
21ST CENTURY CENTENNIAL INSURANCE COMPANY	0.08%	\$6,464,946	\$6,115,761	\$3,259,142	\$4,088,613	66.85%
FEDERATED SERVICE INSURANCE COMPANY	0.08%	\$6,460,502	\$6,643,785	\$4,763,205	\$4,264,070	64.18%
REGENT INSURANCE COMPANY	0.07%	\$6,359,259	\$5,642,194	\$2,026,188	\$3,984,119	70.61%
NATIONAL INTERSTATE INSURANCE COMPANY	0.07%	\$6,337,966	\$5,949,753	\$3,081,550	\$1,840,009	30.93%
OAK RIVER INSURANCE COMPANY	0.07%	\$6,222,483	\$6,742,511	\$3,213,633	\$2,471,447	36.65%
NAVIGATORS INSURANCE COMPANY	0.07%	\$6,216,809	\$5,455,852	\$534,190	\$2,946,722	54.01%
HAULERS INSURANCE COMPANY INC	0.07%	\$6,193,843	\$6,034,627	\$3,975,240	\$4,382,856	72.63%
OHIO CASUALTY INSURANCE COMPANY	0.07%	\$6,137,550	\$7,003,479	\$2,816,274	-\$26,376	-0.38%
UNITED FINANCIAL CASUALTY COMPANY	0.07%	\$6,093,390	\$6,938,051	\$3,072,707	\$1,637,451	23.60%
PHARMACISTS MUTUAL INSURANCE COMPANY	0.07%	\$6,092,083	\$6,122,833	\$1,976,792	\$2,073,539	33.87%
ECONOMY PREMIER ASSURANCE COMPANY	0.07%	\$6,070,087	\$6,387,180	\$3,576,462	\$3,559,124	55.72%
NATIONAL CASUALTY COMPANY	0.07%	\$6,036,443	\$6,680,138	\$2,793,296	\$2,315,750	34.67%
OLD REPUBLIC NATIONAL TITLE INSURANCE COMPANY	0.07%	\$6,017,740	\$6,032,879	\$3,436,682	\$3,515,267	58.27%
UNITRIN PREFERRED INSURANCE COMPANY	0.07%	\$5,984,055	\$5,903,529	\$3,753,611	\$5,015,645	84.96%
WAUSAU BUSINESS INSURANCE COMPANY	0.07%	\$5,957,510	\$6,492,936	\$4,652,738	\$3,579,931	55.14%
GUIDEONE ELITE INSURANCE COMPANY	0.07%	\$5,850,363	\$5,622,972	\$3,667,928	\$2,987,662	53.13%
MENDOTA INSURANCE COMPANY	0.07%	\$5,681,267	\$5,492,792	\$2,908,341	\$3,221,107	58.64%
DIRECT GENERAL INSURANCE COMPANY	0.06%	\$5,529,517	\$5,009,467	\$3,213,116	\$3,619,098	72.25%
EMPLOYERS FIRE INSURANCE COMPANY	0.06%	\$5,468,012	\$5,591,634	\$1,873,806	\$3,518,536	62.93%
IDS PROPERTY CASUALTY INSURANCE COMPANY	0.06%	\$5,325,015	\$5,070,953	\$2,883,378	\$3,442,628	67.89%
MISSOURI DOCTORS MUTUAL INSURANCE COMPANY	0.06%	\$5,190,744	\$5,272,060	\$725,000	\$1,327,952	25.19%
FIDELITY NATIONAL INSURANCE COMPANY	0.06%	\$5,076,552	\$4,973,546	\$3,382,493	\$2,247,528	45.19%
AMICA MUTUAL INSURANCE COMPANY	0.06%	\$5,067,215	\$4,634,377	\$3,314,765	\$3,017,281	65.11%
CUMIS INSURANCE SOCIETY INC	0.06%	\$5,050,086	\$4,773,559	\$2,069,769	\$1,323,839	27.73%

**2009 PROPERTY/CASUALTY INSURANCE
TOTALS ALL BUSINESS IN MISSOURI**

COMPANY NAME	MARKET SHARE	DIRECT PREMIUMS WRITTEN	DIRECT PREMIUMS EARNED	DIRECT LOSSES PAID	DIRECT LOSSES INCURRED	LOSS RATIO
ASSURANCE COMPANY OF AMERICA	0.06%	\$4,988,663	\$5,339,566	\$3,545,299	\$4,396,775	82.34%
PACIFIC INDEMNITY COMPANY	0.06%	\$4,932,239	\$5,600,635	\$10,003,145	\$10,676,132	190.62%
NATIONAL GENERAL INSURANCE COMPANY	0.06%	\$4,891,055	\$5,046,433	\$3,787,076	\$3,552,492	70.40%
INTERMED INSURANCE COMPANY	0.06%	\$4,855,334	\$5,615,880	\$4,498,717	\$1,678,379	29.89%
ALLIED WORLD NATIONAL ASSURANCE COMPANY	0.06%	\$4,848,453	\$4,501,339	\$0	\$2,590,997	57.56%
FOREMOST SIGNATURE INSURANCE COMPANY	0.06%	\$4,834,397	\$4,789,792	\$4,069,930	\$4,044,956	84.45%
EXECUTIVE RISK INDEMNITY INC	0.06%	\$4,807,721	\$5,043,850	\$21,428,499	\$16,070,867	318.62%
FIRST COLONIAL INSURANCE COMPANY	0.06%	\$4,787,224	\$5,058,957	\$4,179,654	\$4,217,112	83.36%
UNITED STATES FIRE INSURANCE COMPANY	0.05%	\$4,729,793	\$5,897,514	\$5,591,465	\$4,163,269	70.59%
AMERICAN INTERSTATE INSURANCE COMPANY	0.05%	\$4,729,158	\$5,483,709	\$2,617,771	\$860,865	15.70%
FARMINGTON CASUALTY COMPANY	0.05%	\$4,729,156	\$4,927,823	\$2,013,195	\$4,505,899	91.44%
GRANITE STATE INSURANCE COMPANY	0.05%	\$4,726,285	\$4,961,725	\$1,464,040	-\$2,151,839	-43.37%
MILLERS FIRST INSURANCE COMANY	0.05%	\$4,691,397	\$4,657,058	\$2,152,443	\$1,950,265	41.88%
EVEREST NATIONAL INSURANCE COMPANY	0.05%	\$4,656,969	\$4,404,675	\$388,414	\$2,165,899	49.17%
AUTOMOBILE INS CO OF HARTFORD CT	0.05%	\$4,637,504	\$4,633,113	\$2,764,726	\$3,019,460	65.17%
U S SPECIALTY INSURANCE COMPANY	0.05%	\$4,572,718	\$4,687,003	\$1,098,735	-\$2,047,052	-43.68%
FEDERATED RURAL ELECTRIC INSURANCE EXCHANGE	0.05%	\$4,558,953	\$4,512,766	\$1,732,236	\$2,722,668	60.33%
DELOS INSURANCE COMPANY	0.05%	\$4,460,933	\$4,262,928	\$3,516,610	\$3,000,043	70.38%
TRADERS INSURANCE COMPANY	0.05%	\$4,349,988	\$4,277,018	\$2,318,794	\$2,749,119	64.28%
STONINGTON INSURANCE COMPANY	0.05%	\$4,299,430	\$4,690,855	\$3,073,602	\$930,163	19.83%
PREFERRED PROFESSIONAL INSURANCE COMPANY	0.05%	\$4,292,878	\$4,902,469	\$358,150	\$1,439,792	29.37%
MOTORS INSURANCE CORPORATION	0.05%	\$4,250,312	\$4,290,443	\$2,549,181	\$2,627,081	61.23%
RLI INSURANCE COMPANY	0.05%	\$4,245,552	\$4,955,009	\$3,121,734	\$6,842,462	138.09%
UNIVERSAL CASUALTY COMPANY	0.05%	\$4,235,993	\$6,976,593	\$4,804,715	\$6,814,852	97.68%
HANOVER INSURANCE COMPANY THE	0.05%	\$4,209,993	\$4,559,006	\$2,562,348	\$2,152,256	47.21%
FINANCIAL INDEMNITY COMPANY	0.05%	\$4,208,719	\$5,295,633	\$4,786,080	\$3,515,483	66.38%
MICHIGAN MILLERS MUTUAL INSURANCE COMPANY	0.05%	\$4,141,203	\$5,131,792	\$2,653,577	\$1,890,534	36.84%
ZENITH INSURANCE COMPANY	0.05%	\$4,128,569	\$4,371,566	\$3,597,623	\$1,605,141	36.72%
COMMONWEALTH LAND TITLE INSURANCE COMPANY	0.05%	\$4,098,756	\$4,514,512	\$3,288,338	\$1,843,681	40.84%
BALBOA INSURANCE COMPANY	0.05%	\$4,031,675	\$6,464,874	\$3,650,823	\$3,616,758	55.94%
MILLERS CLASSIFIED INSURANCE COMPANY	0.05%	\$4,026,167	\$4,033,950	\$1,792,867	\$2,002,135	49.63%
XL INSURANCE AMERICA INC	0.05%	\$4,024,473	\$4,605,876	\$472,099	\$1,009,335	21.91%
UNITED WISCONSIN INSURANCE COMPANY	0.05%	\$4,021,631	\$4,075,605	\$2,580,228	\$3,899,032	95.67%
CHUBB INDEMNITY INSURANCE COMPANY	0.05%	\$3,984,821	\$3,987,605	\$1,052,834	\$1,938,704	48.62%
AMERICAN AGRICULTURAL INSURANCE CO	0.05%	\$3,949,415	\$3,949,415	\$1,604,428	\$1,602,998	40.59%
GREAT DIVIDE INSURANCE COMPANY	0.05%	\$3,929,243	\$3,755,800	\$1,299,424	\$1,499,184	39.92%
OLD RELIABLE CASUALTY COMPANY	0.05%	\$3,894,358	\$3,923,358	\$2,442,446	\$2,211,692	56.37%
BCS INSURANCE COMPANY	0.04%	\$3,871,481	\$3,849,766	\$1,654,222	\$1,594,651	41.42%
SECURA SUPREME INSURANCE COMPANY	0.04%	\$3,851,546	\$4,146,173	\$2,297,079	\$1,227,224	29.60%
YOUNG AMERICA INSURANCE COMPANY	0.04%	\$3,829,634	\$3,870,062	\$2,579,914	\$2,372,284	61.30%
WEST AMERICAN INSURANCE COMPANY	0.04%	\$3,804,035	\$4,343,348	\$4,023,285	\$650,426	14.98%
CAROLINA CASUALTY INSURANCE COMPANY	0.04%	\$3,803,978	\$6,486,703	\$4,459,636	\$3,934,044	60.65%
GUIDEONE AMERICA INSURANCE COMPANY	0.04%	\$3,776,831	\$3,631,317	\$1,541,140	\$1,714,274	47.21%
ASSURED GUARANTY CORP	0.04%	\$3,772,481	\$198,155	\$0	\$0	0.00%
FIRST LIBERTY INSURANCE CORP THE	0.04%	\$3,751,697	\$3,473,473	\$1,085,434	\$1,817,790	52.33%
DOCTORS COMPANY AN INTERINS EXCHANGE	0.04%	\$3,745,831	\$4,036,133	\$3,570,552	-\$2,837,126	-70.29%
TRANSPORTATION INSURANCE COMPANY	0.04%	\$3,713,884	\$3,898,633	\$5,822,246	\$1,178,858	30.24%
TRAVELERS CASUALTY AND SURETY COMPANY	0.04%	\$3,677,005	\$3,802,799	\$3,390,491	\$661,008	17.38%
LAWYERS TITLE INSURANCE CORPORATION	0.04%	\$3,607,022	\$3,791,846	\$2,422,792	\$966,469	25.49%
GMAC INSURANCE COMPANY ONLINE INC	0.04%	\$3,603,508	\$3,445,742	\$3,294,208	\$3,329,284	96.62%
GARRISON PROPERTY AND CASUALTY INSURANCE COMPAI	0.04%	\$3,577,374	\$3,040,523	\$2,048,933	\$2,384,795	78.43%
AMERICAN FAMILY HOME INSURANCE COMPANY	0.04%	\$3,565,367	\$3,743,865	\$2,143,532	\$1,834,174	48.99%
ENCOMPASS INDEMNITY COMPANY	0.04%	\$3,552,349	\$4,554,585	\$4,237,722	\$3,443,708	75.61%
ZURICH AMERICAN INSURANCE COMPANY OF ILLINOIS	0.04%	\$3,480,825	\$3,663,791	\$2,708,998	\$3,002,937	81.96%
CHARTIS PROPERTY CASUALTY COMPANY	0.04%	\$3,464,204	\$3,230,396	\$139,430	\$118,766	3.68%
WESCO INSURANCE COMPANY	0.04%	\$3,436,989	\$3,867,914	\$1,164,729	\$1,612,157	41.68%
ALLIANCE INSURANCE COMPANY INC	0.04%	\$3,390,550	\$3,040,264	\$3,050,120	\$3,377,377	111.09%
ALFA VISION INSURANCE CORPORATION	0.04%	\$3,373,861	\$3,555,946	\$1,725,876	\$1,222,755	34.39%
GREENWICH INSURANCE COMPANY	0.04%	\$3,372,026	\$5,315,734	\$4,204,314	\$14,299,701	269.01%

**2009 PROPERTY/CASUALTY INSURANCE
TOTALS ALL BUSINESS IN MISSOURI**

COMPANY NAME	MARKET SHARE	DIRECT PREMIUMS WRITTEN	DIRECT PREMIUMS EARNED	DIRECT LOSSES PAID	DIRECT LOSSES INCURRED	LOSS RATIO
FIRST NATIONAL INSURANCE COMPANY OF AMERICA	0.04%	\$3,367,884	\$4,169,974	\$1,025,500	\$33,176	0.80%
FIDELITY NATIONAL TITLE INSURANCE CO	0.04%	\$3,357,636	\$3,443,109	\$510,793	-\$233,944	-6.79%
AGENTS NATIONAL TITLE INSURANCE COMPANY	0.04%	\$3,327,388	\$2,509,752	\$183,212	\$344,987	13.75%
FIRST ACCEPTANCE INSURANCE COMPANY INC	0.04%	\$3,307,594	\$3,432,405	\$2,004,368	\$1,319,593	38.45%
CINCINNATI INDEMNITY COMPANY INC	0.04%	\$3,302,369	\$3,582,293	\$1,564,178	\$3,812,501	106.43%
PROGRESSIVE CLASSIC INSURANCE COMPANY	0.04%	\$3,266,409	\$5,308,407	\$3,350,081	\$2,205,300	41.54%
AMERICAN MODERN SELECT INSURANCE COMPANY	0.04%	\$3,240,136	\$2,606,481	\$1,467,001	\$1,349,389	51.77%
MARYLAND CASUALTY COMPANY	0.04%	\$3,169,448	\$3,802,672	\$3,079,244	\$3,645,411	95.86%
VICTORIA AUTOMOBILE INSURANCE COMPANY	0.04%	\$3,094,765	\$3,632,853	\$2,224,644	\$1,983,147	54.59%
CALIFORNIA CASUALTY GENERAL INSURANCE COMPANY O	0.04%	\$3,092,821	\$2,778,822	\$1,651,938	\$1,930,012	69.45%
SELECTIVE INSURANCE COMPANY OF THE SOUTHEAST	0.04%	\$3,082,716	\$2,523,605	\$1,369,420	\$739,770	29.31%
UNITED STATES FIDELITY & GUARANTY COMPANY	0.04%	\$3,066,993	\$3,031,357	\$3,308,839	\$2,035,185	67.14%
CHUBB NATIONAL INSURANCE COMPANY	0.04%	\$3,066,341	\$2,748,636	\$638,003	\$564,368	20.53%
NATIONAL LIABILITY & FIRE INSURANCE COMPANY	0.04%	\$3,043,887	\$3,445,292	\$878,368	\$103,723	3.01%
GRINNELL SELECT INSURANCE COMPANY	0.03%	\$3,009,710	\$2,821,280	\$1,620,512	\$2,079,528	73.71%
PENNSYLVANIA LUMBERMENS MUTUAL INSURANCE COMP	0.03%	\$3,007,394	\$3,774,523	\$1,591,413	\$1,381,985	36.61%
BANKERS STANDARD INSURANCE COMPANY	0.03%	\$3,001,186	\$2,055,194	\$546,364	\$791,192	38.50%
UNIVERSAL UNDERWRITERS OF TEXAS INSURANCE COMPA	0.03%	\$2,996,719	\$2,150,633	\$1,317,726	\$1,452,171	67.52%
NATIONAL INDEMNITY COMPANY	0.03%	\$2,963,240	\$3,603,363	\$3,799,659	\$3,259,880	90.47%
LIBERTY INSURANCE UNDERWRITERS INC.	0.03%	\$2,932,074	\$3,757,108	\$5,353,907	\$2,392,148	63.67%
TRAVELERS PROPERTY CASUALTY INSURANCE COMPANY	0.03%	\$2,910,391	\$2,552,376	\$1,213,800	\$1,357,880	53.20%
JEFFERSON INSURANCE COMPANY	0.03%	\$2,890,695	\$2,767,553	\$857,504	\$930,261	33.61%
MARKEL AMERICAN INSURANCE COMPANY	0.03%	\$2,857,800	\$2,965,150	\$800,191	\$283,009	9.54%
MARKEL INSURANCE COMPANY	0.03%	\$2,818,237	\$3,377,410	\$1,254,493	\$2,002,961	59.30%
FARMLAND MUTUAL INSURANCE COMPANY	0.03%	\$2,818,108	\$2,845,679	\$837,998	\$1,246,923	43.82%
PREFERRED PHYSICIANS MEDICAL RRG INC	0.03%	\$2,814,352	\$2,831,042	\$0	\$4,506,290	159.17%
HALLMARK INSURANCE COMPANY	0.03%	\$2,806,432	\$2,211,534	\$1,444,928	\$1,380,122	62.41%
GUIDEONE SPECIALTY MUTUAL INSURANCE COMPANY	0.03%	\$2,790,366	\$2,835,055	\$1,858,454	\$3,775,791	133.18%
HARTFORD STEAM BOILER INSPECTION & INS	0.03%	\$2,777,906	\$2,100,968	\$6,053,688	\$280,453	13.35%
PENN MILLERS INSURANCE COMPANY	0.03%	\$2,754,463	\$2,157,878	\$772,159	\$2,925,956	135.59%
MISSOURI PROPERTY INSURANCE PLACEMENT FACILITY	0.03%	\$2,733,983	\$2,710,879	\$2,157,259	\$2,182,800	80.52%
BEAZLEY INSURANCE COMPANY INC	0.03%	\$2,720,717	\$2,524,012	\$112,056	\$4,589,687	181.84%
UNITED STATES LIABILITY INSURANCE COMPANY	0.03%	\$2,701,905	\$2,683,037	\$245,958	\$705,542	26.30%
STAR INSURANCE COMPANY	0.03%	\$2,683,601	\$2,624,508	\$1,786,160	\$2,013,095	76.70%
PRAETORIAN INSURANCE COMPANY	0.03%	\$2,653,158	\$2,524,909	\$313,327	-\$364,227	-14.43%
GENERAL INSURANCE COMPANY OF AMERICA	0.03%	\$2,619,535	\$3,096,864	\$1,382,697	\$98,279	3.17%
NOVA CASUALTY COMPANY	0.03%	\$2,570,610	\$1,513,349	\$179,857	\$882,722	58.33%
PROFESSIONAL LIABILITY INSURANCE COMPANY OF AMERI	0.03%	\$2,494,568	\$2,687,691	\$2,349,279	\$300,382	11.18%
INDIANA LUMBERMENS MUTUAL INSURANCE COMPANY	0.03%	\$2,467,349	\$2,645,294	\$3,139,961	\$2,199,844	83.16%
CATLIN INSURANCE COMPANY INC	0.03%	\$2,437,035	\$1,387,329	\$3,050	\$512,440	36.94%
SAGAMORE INSURANCE COMPANY	0.03%	\$2,432,727	\$2,320,074	\$1,182,137	\$889,697	38.35%
AMERICAN NATIONAL GENERAL INSURANCE COMPANY	0.03%	\$2,428,855	\$2,133,241	\$1,318,530	\$1,368,725	64.16%
TOKIO MARINE & NICHIDO FIRE INSURANCE CO LTD	0.03%	\$2,409,690	\$2,873,886	\$1,400,620	\$161,757	5.63%
ACCIDENT FUND GENERAL INSURANCE COMPANY	0.03%	\$2,405,615	\$2,291,007	\$564,001	\$677,829	29.59%
GALEN INSURANCE COMPANY	0.03%	\$2,397,356	\$2,395,570	\$0	\$894,040	37.32%
HUDSON INSURANCE COMPANY	0.03%	\$2,394,779	\$2,151,739	-\$1,596	\$339,074	15.76%
LANCER INSURANCE COMPANY	0.03%	\$2,355,846	\$2,286,290	\$712,828	\$555,954	24.32%
NORTHERN ASSURANCE COMPANY OF AMERICA	0.03%	\$2,342,373	\$2,537,909	\$1,381,107	-\$676,996	-26.68%
AMERICAN ROAD INSURANCE COMPANY	0.03%	\$2,296,730	\$2,533,271	\$1,049,311	\$1,039,271	41.02%
STARR INDEMNITY & LIABILITY COMPANY	0.03%	\$2,294,898	\$666,687	\$27,927	\$1,296,366	194.45%
ALFA SPECIALTY INSURANCE CORPORATION	0.03%	\$2,281,403	\$1,506,554	\$353,731	\$801,625	53.21%
CENTRAL STATES INDEMNITY COMPANY OF OMAHA	0.03%	\$2,257,966	\$2,297,979	\$944,742	\$926,303	40.31%
KANSAS MEDICAL MUTUAL INSURANCE COMPANY	0.03%	\$2,216,520	\$2,216,520	\$321,000	\$567,996	25.63%
UNITRIN DIRECT PROPERTY & CASUALTY COMPANY	0.03%	\$2,169,842	\$2,466,904	\$1,772,545	\$1,341,448	54.38%
UTICA MUTUAL INSURANCE COMPANY	0.03%	\$2,157,177	\$2,181,241	\$277,323	-\$635,996	-29.16%
CMG MORTGAGE INSURANCE COMPANY	0.02%	\$2,135,456	\$2,171,831	\$871,141	\$1,391,212	64.06%
AMERICAN SERVICE INSURANCE COMPANY	0.02%	\$2,130,222	\$1,814,360	\$1,186,044	\$1,539,292	84.84%
21ST CENTURY NATIONAL INSURANCE COMPANY	0.02%	\$2,129,109	\$2,335,186	\$2,550,204	\$1,061,122	45.44%
NORTH AMERICAN SPECIALTY INSURANCE COMPANY	0.02%	\$2,121,824	\$2,238,188	\$1,311,684	\$212,526	9.50%

**2009 PROPERTY/CASUALTY INSURANCE
TOTALS ALL BUSINESS IN MISSOURI**

COMPANY NAME	MARKET SHARE	DIRECT PREMIUMS WRITTEN	DIRECT PREMIUMS EARNED	DIRECT LOSSES PAID	DIRECT LOSSES INCURRED	LOSS RATIO
PROTECTIVE INSURANCE COMPANY	0.02%	\$2,118,165	\$2,118,716	\$4,198,689	-\$208,820	-9.86%
TEACHERS INSURANCE COMPANY	0.02%	\$2,114,187	\$2,021,252	\$1,294,202	\$1,402,976	69.41%
HORACE MANN PROPERTY & CASUALTY INSURANCE COMP	0.02%	\$2,109,148	\$2,011,562	\$1,404,931	\$1,159,552	57.64%
ACE FIRE UNDERWRITERS INSURANCE COMPANY	0.02%	\$2,056,857	\$2,053,808	\$4,482,404	-\$3,191,673	-155.40%
PROFESSIONALS DIRECT INSURANCE COMPANY	0.02%	\$2,028,813	\$1,752,308	\$81,667	\$170,321	9.72%
EMPLOYERS ASSURANCE COMPANY	0.02%	\$2,023,603	\$1,674,704	\$1,050,034	\$1,831,448	109.36%
AMEX ASSURANCE COMPANY	0.02%	\$2,020,336	\$2,037,814	\$427,698	\$456,093	22.38%
ARMED FORCES INSURANCE EXCHANGE	0.02%	\$2,014,453	\$1,913,775	\$1,195,390	\$1,311,902	68.55%
CANAL INSURANCE COMPANY	0.02%	\$2,008,808	\$2,903,983	\$4,552,068	\$2,622,691	90.31%
FIDELITY NATIONAL PROPERTY AND CASUALTY INSURANCE	0.02%	\$2,006,938	\$1,984,623	\$2,498,935	\$1,611,799	81.21%
SENTRY CASUALTY COMPANY	0.02%	\$2,004,471	\$1,911,863	\$193,708	\$1,471,333	76.96%
ESSENTIA INSURANCE COMPANY	0.02%	\$2,003,439	\$1,893,308	\$488,613	\$474,728	25.07%
AMBAC ASSURANCE CORPORATION	0.02%	\$1,988,122	\$6,162,011	\$0	\$0	0.00%
BITUMINOUS FIRE AND MARINE INS CO	0.02%	\$1,987,461	\$1,938,069	\$502,254	\$758,432	39.13%
FOREMOST PROPERTY AND CASUALTY INSURANCE COMPA	0.02%	\$1,983,840	\$1,864,739	\$1,777,653	\$1,798,332	96.44%
STATE AUTOMOBILE MUTUAL INSURANCE COMPANY	0.02%	\$1,983,553	\$1,813,519	\$631,751	\$963,182	53.11%
GENERALI U S BRANCH	0.02%	\$1,961,576	\$1,912,337	\$2,632,157	\$1,893,415	99.01%
FARM BUREAU NEW HORIZONS INSURANCE COMPANY OF M	0.02%	\$1,953,964	\$1,684,009	\$898,992	\$1,445,126	85.81%
KEMPER INDEPENDENCE INSURANCE COMPANY	0.02%	\$1,935,062	\$2,101,011	\$1,170,374	\$515,895	24.55%
INSUREMAX INSURANCE COMPANY	0.02%	\$1,929,657	\$1,546,960	\$803,237	\$1,011,282	65.37%
AMERICAN FIRE & CASUALTY COMPANY	0.02%	\$1,857,261	\$2,172,895	\$646,647	-\$788,715	-36.30%
AMERICAN RELIABLE INSURANCE COMPANY	0.02%	\$1,854,345	\$1,841,879	\$846,451	\$991,134	53.81%
CHARTIS CASUALTY COMPANY	0.02%	\$1,825,151	\$2,468,101	\$2,249,809	-\$111,407	-4.51%
MASSACHUSETTS BAY INSURANCE COMPANY	0.02%	\$1,818,758	\$1,749,557	\$892,703	\$1,034,123	59.11%
GATEWAY INSURANCE COMPANY	0.02%	\$1,807,787	\$1,747,408	\$697,181	\$640,529	36.66%
DIRECT NATIONAL INSURANCE COMPANY	0.02%	\$1,770,310	\$1,898,936	\$1,666,520	\$1,197,827	63.08%
KANSAS BANKERS SURETY COMPANY THE	0.02%	\$1,768,036	\$2,166,588	\$1,158,672	\$2,106,682	97.24%
OMNI INDEMNITY COMPANY	0.02%	\$1,754,168	\$1,555,460	\$953,589	\$1,010,115	64.94%
JEWELERS MUTUAL INSURANCE COMPANY	0.02%	\$1,728,187	\$1,664,907	\$733,153	\$776,821	46.66%
SOMPO JAPAN INSURANCE COMPANY OF AMERICA	0.02%	\$1,720,999	\$1,814,015	\$626,131	\$571,270	31.49%
ARGONAUT INSURANCE COMPANY	0.02%	\$1,703,243	\$1,589,287	\$745,755	\$1,012,251	63.69%
CHICAGO INSURANCE COMPANY	0.02%	\$1,684,786	\$1,714,992	\$1,218,627	-\$223,184	-13.01%
BANCINSURE INC	0.02%	\$1,615,363	\$1,494,521	\$735,711	\$747,741	50.03%
TECHNOLOGY INSURANCE COMPANY	0.02%	\$1,603,013	\$1,769,764	\$681,222	\$2,401,055	135.67%
ACCEPTANCE CASUALTY INSURANCE CO	0.02%	\$1,595,736	\$1,916,105	\$1,302,347	\$2,518,761	131.45%
ST PAUL PROTECTIVE INSURANCE COMPANY	0.02%	\$1,595,052	\$1,636,156	\$378,011	\$226,743	13.86%
EULER HERMES AMERICAN CREDIT INDEMNITY COMPANY	0.02%	\$1,582,313	\$1,636,089	\$1,255,553	\$1,397,524	85.42%
EQUITY INSURANCE COMPANY	0.02%	\$1,575,050	\$983,792	\$434,328	\$908,809	92.38%
MITSUI SUMITOMO INSURANCE COMPANY OF AMERICA	0.02%	\$1,560,997	\$1,541,103	\$338,608	\$57,581	3.74%
WORKMENS AUTO INSURANCE COMPANY	0.02%	\$1,557,885	\$1,343,952	\$499,733	\$685,139	50.98%
CHEROKEE INSURANCE COMPANY	0.02%	\$1,552,257	\$2,187,422	\$1,812,306	\$3,144,570	143.76%
ONEBEACON INSURANCE COMPANY	0.02%	\$1,549,365	\$2,636,078	\$3,211,456	\$1,345,553	51.04%
PENNSYLVANIA MANUFACTURERS ASSOCIATION INSURANC	0.02%	\$1,541,265	\$1,597,656	\$617,810	\$746,561	46.73%
CAPITOL INDEMNITY CORPORATION	0.02%	\$1,538,973	\$1,676,517	\$932,991	\$697,987	41.63%
SOUTHERN INSURANCE COMPANY	0.02%	\$1,530,605	\$1,933,755	\$1,996,472	\$2,115,834	109.42%
NATIONAL SPECIALTY INSURANCE COMPANY	0.02%	\$1,511,675	\$1,432,720	\$945,733	\$681,738	47.58%
PODIATRY INSURANCE COMPANY OF AMERICA	0.02%	\$1,495,039	\$1,504,683	\$1,019,021	\$1,381,977	91.85%
NATIONAL LLOYDS INSURANCE COMPANY	0.02%	\$1,471,934	\$1,450,021	\$1,241,036	\$1,161,273	80.09%
WEST BEND MUTUAL INSURANCE COMPANY	0.02%	\$1,464,649	\$390,135	\$20,349	\$251,613	64.49%
TRAVELERS PERSONAL INSURANCE COMPANY	0.02%	\$1,450,488	\$2,357,207	\$3,244,757	\$2,347,993	99.61%
UNION INSURANCE COMPANY OF PROVIDENCE	0.02%	\$1,448,906	\$1,090,042	\$598,343	\$983,815	90.25%
TRUMBULL INSURANCE COMPANY	0.02%	\$1,438,312	\$561,381	\$85,295	\$591,049	105.28%
SPARTA INSURANCE COMPANY	0.02%	\$1,434,552	\$1,041,374	\$86,184	\$621,302	59.66%
ARGONAUT MIDWEST INSURANCE COMPANY	0.02%	\$1,425,127	\$1,334,644	\$293,941	\$799,497	59.90%
STONEBRIDGE CASUALTY INSURANCE COMPANY	0.02%	\$1,396,736	\$1,450,931	\$806,563	\$815,736	56.22%
PROFESSIONAL SOLUTIONS INSURANCE COMPANY	0.02%	\$1,395,130	\$1,057,690	\$352,000	\$408,297	38.60%
NCMIC INSURANCE COMPANY	0.02%	\$1,375,244	\$1,369,576	\$397,000	\$243,584	17.79%
T H E INSURANCE COMPANY	0.02%	\$1,356,072	\$1,346,580	\$260,292	\$708,240	52.60%
RESPONSE WORLDWIDE INSURANCE COMPANY	0.02%	\$1,350,546	\$1,435,966	\$1,092,022	\$1,250,947	87.12%

**2009 PROPERTY/CASUALTY INSURANCE
TOTALS ALL BUSINESS IN MISSOURI**

COMPANY NAME	MARKET SHARE	DIRECT PREMIUMS WRITTEN	DIRECT PREMIUMS EARNED	DIRECT LOSSES PAID	DIRECT LOSSES INCURRED	LOSS RATIO
MID-CONTINENT CASUALTY COMPANY	0.02%	\$1,342,944	\$1,528,968	\$415,348	\$296,565	19.40%
ENCOMPASS INSURANCE COMPANY OF AMERICA	0.02%	\$1,342,796	\$1,705,447	\$720,179	\$264,234	15.49%
CIVIC PROPERTY & CASUALTY CO	0.02%	\$1,327,897	\$1,561,034	\$417,404	\$342,909	21.97%
MIDDLESEX INSURANCE COMPANY	0.02%	\$1,321,795	\$3,117,954	\$2,424,037	\$2,392,244	76.72%
GRANITE RE INC	0.02%	\$1,321,400	\$1,306,122	\$182,812	\$82,236	6.30%
VIRGINIA SURETY COMPANY INC	0.02%	\$1,315,977	\$1,799,856	\$2,341,411	-\$128,125	-7.12%
MAXUM CASUALTY INSURANCE COMPANY	0.02%	\$1,308,691	\$1,080,283	\$417,127	\$594,368	55.02%
CHRYSLER INSURANCE COMPANY	0.02%	\$1,299,522	\$1,341,350	\$664,997	\$538,488	40.15%
WESTERN AGRICULTURAL INSURANCE COMPANY	0.01%	\$1,278,155	\$1,357,842	\$3,204,302	-\$425,060	-31.30%
21ST CENTURY PREMIER INSURANCE COMPANY	0.01%	\$1,266,709	\$1,445,055	\$1,046,356	\$743,216	51.43%
CRUM & FORSTER INDEMNITY COMPANY	0.01%	\$1,254,656	\$1,044,802	\$79,952	\$338,145	32.36%
DIAMOND STATE INSURANCE COMPANY	0.01%	\$1,236,703	\$1,278,277	\$549,180	\$902,987	70.64%
MEDICUS INSURANCE COMPANY	0.01%	\$1,231,375	\$1,063,369	\$0	\$497,150	46.75%
VICTORIA FIRE & CASUALTY COMPANY	0.01%	\$1,213,371	\$842,348	\$324,293	\$455,902	54.12%
COURTESY INSURANCE COMPANY	0.01%	\$1,186,632	\$830,762	\$488,802	\$508,250	61.18%
ST PAUL GUARDIAN INSURANCE COMPANY	0.01%	\$1,185,693	\$1,000,905	\$309,075	\$412,060	41.17%
SCOTTSDALE INDEMNITY COMPANY	0.01%	\$1,181,792	\$623,268	\$37,099	\$278,076	44.62%
GREAT AMERICAN ALLIANCE INSURANCE COMPANY	0.01%	\$1,170,942	\$1,201,009	\$1,041,788	\$730,981	60.86%
NATIONAL AMERICAN INSURANCE COMPANY	0.01%	\$1,168,525	\$1,180,429	\$659,219	\$811,607	68.76%
FIDELITY AND GUARANTY INSURANCE COMPANY	0.01%	\$1,157,983	\$1,327,276	\$163,901	\$692,804	52.20%
CITIZENS INSURANCE COMPANY OF AMERICA	0.01%	\$1,153,169	\$972,888	\$200,850	\$452,634	46.52%
INSURANCE COMPANY OF THE WEST	0.01%	\$1,146,046	\$1,280,015	\$12,275	\$209,512	16.37%
FLORISTS MUTUAL INSURANCE COMPANY	0.01%	\$1,141,026	\$1,097,898	\$1,165,507	\$1,253,780	114.20%
WESTFIELD INSURANCE COMPANY	0.01%	\$1,135,458	\$1,087,667	\$4,894,565	\$1,704,008	156.67%
MERCHANTS BONDING COMPANY (MUTUAL)	0.01%	\$1,125,674	\$1,166,283	\$218,588	\$68,927	5.91%
PHYSICIANS INSURANCE MUTUAL	0.01%	\$1,121,808	\$1,326,431	\$0	\$596,894	45.00%
DEALERS ASSURANCE COMPANY	0.01%	\$1,113,473	\$1,006,758	\$628,571	\$656,899	65.25%
PREMIER GROUP INSURANCE COMPANY	0.01%	\$1,112,733	\$1,112,733	\$290,160	\$306,061	27.51%
BLOOMINGTON COMPENSATION INSURANCE COMPANY	0.01%	\$1,109,119	\$1,056,932	\$137,888	\$1,016,054	96.13%
ATRAIUS TRADE CREDIT INSURANCE INC	0.01%	\$1,099,122	\$1,261,708	\$815,147	-\$178,831	-14.17%
OLD REPUBLIC GENERAL INSURANCE CORPORATION	0.01%	\$1,098,088	\$1,342,890	\$1,177,978	\$2,918,366	217.32%
TICOR TITLE INSURANCE COMPANY	0.01%	\$1,085,597	\$1,148,161	\$136,763	\$269,657	23.49%
METROPOLITAN DIRECT PROPERTY AND CASUALTY INSURANCE COMPANY	0.01%	\$1,075,259	\$1,143,297	\$735,998	\$587,339	51.37%
COFACE NORTH AMERICA INSURANCE COMPANY	0.01%	\$1,047,460	\$532,750	\$495,427	\$705,715	132.47%
NORTH RIVER INSURANCE COMPANY THE	0.01%	\$1,037,044	\$1,372,926	\$2,704,269	\$1,747,996	127.32%
OLD REPUBLIC SURETY COMPANY	0.01%	\$1,028,424	\$1,071,028	\$744,545	\$774,684	72.33%
PRIDE NATIONAL INSURANCE COMPANY	0.01%	\$1,016,849	\$530,118	\$175,516	\$352,240	66.45%
OHIO INDEMNITY COMPANY	0.01%	\$1,001,960	\$986,109	\$109,907	\$115,136	11.68%
HARCO NATIONAL INSURANCE COMPANY	0.01%	\$996,262	\$2,028,542	\$2,710,052	\$1,547,368	76.28%
GEICO CASUALTY COMPANY	0.01%	\$995,997	\$1,114,145	\$991,150	\$580,772	52.13%
INFINITY AUTO INSURANCE COMPANY	0.01%	\$995,932	\$1,320,519	\$983,249	\$231,175	17.51%
PACIFIC EMPLOYERS INSURANCE COMPANY	0.01%	\$995,073	\$954,943	\$125,875	-\$1,431,535	-149.91%
OCCIDENTAL FIRE & CASUALTY COMPANY OF NORTH CAROLINA	0.01%	\$988,351	\$1,334,308	\$2,065,972	\$805,631	60.38%
TRANSGUARD INSURANCE COMPANY OF AMERICA INC	0.01%	\$972,967	\$1,004,635	\$115,908	\$298,758	29.74%
NEW YORK MARINE & GENERAL INSURANCE COMPANY	0.01%	\$961,532	\$862,532	\$81,675	\$340,189	39.44%
FIRST GUARD INSURANCE COMPANY	0.01%	\$947,171	\$947,171	\$352,449	\$374,598	39.55%
RIVERPORT INSURANCE COMPANY	0.01%	\$936,823	\$1,042,078	\$251,190	\$285,274	27.38%
COOPERATIVE MUTUAL INSURANCE COMPANY	0.01%	\$932,686	\$912,655	\$5,490,639	\$5,551,231	608.25%
DARWIN NATIONAL ASSURANCE COMPANY	0.01%	\$924,444	\$745,714	\$0	\$39,707	5.32%
INTERNATIONAL FIDELITY INSURANCE COMPANY	0.01%	\$924,410	\$881,908	\$36,810	\$30,327	3.44%
OLD UNITED CASUALTY COMPANY	0.01%	\$922,769	\$1,003,375	\$614,052	\$554,726	55.29%
TICOR TITLE INSURANCE COMPANY OF FLORIDA	0.01%	\$905,797	\$954,964	\$205,547	\$61,925	6.48%
NORTHFIELD INSURANCE COMPANY	0.01%	\$896,459	\$1,004,830	\$384,549	\$248,554	24.74%
GENERAL REINSURANCE CORPORATION	0.01%	\$895,188	\$905,664	\$610,285	\$3,044,980	336.22%
CONTINENTAL INDEMNITY COMPANY	0.01%	\$886,499	\$886,499	\$346,248	\$729,767	82.32%
AMTRUST INSURANCE COMPANY OF KANSAS INC	0.01%	\$877,481	\$523,947	\$349,250	\$430,386	82.14%
SEABRIGHT INSURANCE COMPANY	0.01%	\$875,984	\$665,330	\$498,945	\$593,462	89.20%
MIDWEST INSURANCE COMPANY	0.01%	\$870,773	\$955,079	\$193,211	\$276,724	28.97%
PERMANENT GENERAL ASSURANCE CORPORATION	0.01%	\$870,326	\$627,338	\$167,113	\$206,665	32.94%

**2009 PROPERTY/CASUALTY INSURANCE
TOTALS ALL BUSINESS IN MISSOURI**

COMPANY NAME	MARKET SHARE	DIRECT PREMIUMS WRITTEN	DIRECT PREMIUMS EARNED	DIRECT LOSSES PAID	DIRECT LOSSES INCURRED	LOSS RATIO
COMPANION PROPERTY AND CASUALTY INSURANCE COMP	0.01%	\$831,689	\$633,022	\$52,282	\$58,563	9.25%
NORTHERN INSURANCE COMPANY OF NEW YORK	0.01%	\$824,706	\$1,000,821	\$890,906	\$1,196,715	119.57%
CASTLEPOINT NATIONAL INSURANCE COMPANY	0.01%	\$809,949	\$441,706	\$1,957,938	\$719,861	162.97%
NATIONAL FARMERS UNION PROPERTY & CASUALTY COMP	0.01%	\$768,851	\$742,313	\$234,354	\$249,081	33.55%
BERKSHIRE HATHAWAY ASSURANCE CORPORATION	0.01%	\$765,240	-\$2,086,791	\$0	\$0	0.00%
HARLEYSVILLE INSURANCE COMPANY	0.01%	\$761,342	\$708,198	\$426,890	\$730,982	103.22%
PROGRESSIVE SPECIALTY INSURANCE COMPANY	0.01%	\$750,345	\$1,223,995	\$852,344	\$638,639	52.18%
AXIS REINSURANCE COMPANY	0.01%	\$741,617	\$1,271,574	\$1,501,828	-\$1,597,942	-125.67%
AMERICAN SENTINEL INSURANCE COMPANY	0.01%	\$741,356	\$748,081	\$555,144	\$453,771	60.66%
CHARTER INDEMNITY COMPANY	0.01%	\$740,941	\$685,238	\$408,101	\$404,206	58.99%
RESPONSE INSURANCE COMPANY	0.01%	\$737,794	\$709,047	\$440,672	\$518,253	73.09%
CALIFORNIA CASUALTY INDEMNITY EXCHANGE	0.01%	\$736,443	\$908,773	\$1,020,202	\$738,511	81.26%
STATE AUTO NATIONAL INSURANCE COMPANY	0.01%	\$728,525	\$666,843	\$426,673	\$435,387	65.29%
TRIAD GUARANTY INSURANCE CORPORATION	0.01%	\$721,752	\$782,684	\$310,255	\$607,232	77.58%
GENERAL STAR NATIONAL INS CO	0.01%	\$705,709	\$678,616	\$1,304,775	\$60,774	8.96%
EVERGREEN NATIONAL INDEMNITY COMPANY	0.01%	\$704,331	\$804,162	\$102,252	-\$15,981	-1.99%
VALIANT INSURANCE COMPANY	0.01%	\$701,986	\$434,789	\$0	\$207,254	47.67%
SOUTHERN PIONEER PROPERTY AND CASUALTY INSURANC	0.01%	\$700,861	\$699,397	\$370,078	\$511,753	73.17%
NORTH POINTE INSURANCE COMPANY	0.01%	\$698,522	\$718,925	\$186,940	\$205,657	28.61%
AMERICAN HALLMARK INSURANCE COMPANY OF TEXAS	0.01%	\$687,432	\$477,184	\$294,073	\$333,165	69.82%
NATIONAL GENERAL ASSURANCE COMPANY	0.01%	\$686,513	\$726,336	\$524,177	\$243,026	33.46%
ALPHA PROPERTY & CASUALTY INSURANCE CO	0.01%	\$679,252	\$914,204	\$773,638	\$485,007	53.05%
ACIG INSURANCE COMPANY	0.01%	\$678,432	\$678,432	\$75,360	\$334,523	49.31%
AMERICAN CONTRACTORS INDEMNITY COMPANY	0.01%	\$666,743	\$438,495	-\$134,507	\$138,052	31.48%
AVEMCO INSURANCE COMPANY	0.01%	\$664,799	\$704,976	\$855,154	\$1,093,438	155.10%
INFINITY ASSURANCE INSURANCE COMPANY	0.01%	\$664,793	\$814,031	\$936,421	\$431,039	52.95%
INFINITY INDEMNITY INSURANCE COMPANY	0.01%	\$661,038	\$713,836	\$435,215	\$412,284	57.76%
STRATFORD INSURANCE COMPANY	0.01%	\$657,297	\$709,349	\$387,197	\$274,933	38.76%
NATIONAL TRUST INSURANCE COMPANY	0.01%	\$654,894	\$525,541	\$91,652	\$445,641	84.80%
CONTRACTORS BONDING & INSURANCE COMPANY	0.01%	\$648,653	\$587,782	\$0	\$74,260	12.63%
AMERICAN SOUTHERN HOME INSURANCE COMPANY	0.01%	\$642,741	\$405,008	\$263,117	\$297,574	73.47%
KEYSTONE MUTUAL INSURANCE COMPANY	0.01%	\$640,620	\$422,368	\$0	\$0	0.00%
LEXON INSURANCE COMPANY	0.01%	\$640,384	\$494,468	\$0	\$44,730	9.05%
BAR PLAN SURETY AND FIDELITY COMPANY, THE	0.01%	\$639,949	\$628,858	\$256,259	\$186,237	29.62%
SENECA INSURANCE COMPANY INC	0.01%	\$635,897	\$642,115	\$44,356	\$7,102	1.11%
AMERICAN FEDERATED INSURANCE COMPANY	0.01%	\$609,934	\$302,766	\$39,792	\$42,402	14.00%
CAMICO MUTUAL INSURANCE COMPANY	0.01%	\$607,843	\$723,405	\$45,749	\$162,514	22.47%
VERLAN FIRE INSURANCE COMPANY	0.01%	\$604,882	\$574,135	\$218,500	\$1,091,944	190.19%
GREAT AMERICAN SPIRIT INSURANCE COMPANY	0.01%	\$604,178	\$583,521	\$60,394	\$109,600	18.78%
ROCKFORD MUTUAL INSURANCE COMPANY	0.01%	\$602,966	\$568,437	\$359,684	\$348,785	61.36%
NATIONAL CONTINENTAL INSURANCE COMPANY	0.01%	\$589,882	\$356,409	\$11,796	\$410,479	115.17%
LUMBERMENS UNDERWRITING ALLIANCE	0.01%	\$586,604	\$597,598	\$680,662	-\$683,696	-114.41%
SECURITY NATIONAL INSURANCE COMPANY	0.01%	\$584,221	\$617,058	\$650,981	-\$100,497	-16.29%
PLAZA INSURANCE COMPANY	0.01%	\$582,403	\$428,621	\$318,589	\$359,491	83.87%
COMMONWEALTH INSURANCE COMPANY OF AMERICA	0.01%	\$578,876	\$711,039	\$653,638	\$659,808	92.79%
HOUSING AUTHORITY PROPERTY INSURANCE A MUTUAL CC	0.01%	\$567,734	\$611,573	\$110,782	\$516,324	84.43%
COMPANION COMMERCIAL INSURANCE COMPANY	0.01%	\$564,322	\$358,277	\$28,405	\$156,289	43.62%
AXA ART INSURANCE CORPORATION	0.01%	\$555,117	\$562,253	\$38,089	\$70,299	12.50%
HORACE MANN INSURANCE COMPANY	0.01%	\$552,358	\$524,200	\$182,785	\$95,399	18.20%
NEW SOUTH INSURANCE COMPANY	0.01%	\$549,685	\$647,975	\$629,889	\$313,259	48.34%
REDLAND INSURANCE COMPANY	0.01%	\$535,772	\$925,547	\$466,516	\$204,856	22.13%
PLATTE RIVER INSURANCE COMPANY	0.01%	\$534,796	\$510,664	\$170,681	\$77,854	15.25%
FINANCIAL SECURITY ASSURANCE INC	0.01%	\$533,113	\$1,769,883	\$0	\$0	0.00%
MEDMARC CASUALTY INSURANCE COMPANY	0.01%	\$528,702	\$448,624	-\$1,000	\$286,815	63.93%
MIC GENERAL INSURANCE CORPORATION	0.01%	\$522,766	\$597,254	\$174,080	\$167,047	27.97%
COUNTRY CASUALTY INSURANCE COMPANY	0.01%	\$522,300	\$532,493	\$309,604	\$261,282	49.07%
TRITON INSURANCE COMPANY	0.01%	\$519,267	\$769,803	\$671,266	\$886,091	115.11%
BERKLEY REGIONAL INSURANCE COMPANY	0.01%	\$517,212	\$438,433	\$0	\$126	0.03%
1ST AUTO & CASUALTY INSURANCE COMPANY	0.01%	\$513,640	\$404,664	\$265,634	\$403,857	99.80%

**2009 PROPERTY/CASUALTY INSURANCE
TOTALS ALL BUSINESS IN MISSOURI**

COMPANY NAME	MARKET SHARE	DIRECT PREMIUMS WRITTEN	DIRECT PREMIUMS EARNED	DIRECT LOSSES PAID	DIRECT LOSSES INCURRED	LOSS RATIO
FIRST MARINE INSURANCE COMPANY	0.01%	\$513,099	\$585,315	\$320,543	\$183,806	31.40%
TRAVELERS COMMERCIAL INSURANCE COMPANY	0.01%	\$501,262	\$806,150	\$670,366	\$294,298	36.51%
21ST CENTURY INSURANCE COMPANY	0.01%	\$500,536	\$614,782	\$488,985	\$376,653	61.27%
ALLIANT NATIONAL TITLE INSURANCE COMPANY	0.01%	\$488,899	\$432,443	\$1,025	\$1,025	0.24%
ULLICO CASUALTY COMPANY	0.01%	\$488,722	\$419,059	\$244,787	\$308,926	73.72%
GENERAL CASUALTY INSURANCE COMPANY	0.01%	\$487,535	\$486,698	\$255,654	-\$1,729	-0.36%
WASHINGTON INTERNATIONAL INSURANCE COMPANY	0.01%	\$486,325	\$535,936	\$97,137	\$491,672	91.74%
TOWER INSURANCE COMPANY OF NEW YORK	0.01%	\$478,446	\$357,247	\$7,469	\$117,507	32.89%
TRAVCO INSURANCE COMPANY	0.01%	\$474,554	\$669,652	\$322,261	\$293,604	43.84%
AIU INSURANCE COMPANY	0.01%	\$468,322	\$885,735	\$1,453,992	\$440,148	49.69%
21ST CENTURY ADVANTAGE INSURANCE COMPANY	0.01%	\$467,356	\$769,523	\$250,531	\$426,939	55.48%
SECURIAN CASUALTY COMPANY	0.01%	\$463,592	\$330,098	\$194,189	\$222,501	67.40%
DALLAS NATIONAL INSURANCE COMPANY	0.01%	\$459,374	\$467,032	\$133,267	\$347,838	74.48%
NATIONAL LAND TITLE INSURANCE COMPANY	0.01%	\$456,834	\$420,856	\$45,777	\$53,101	12.62%
DIAMOND INSURANCE COMPANY	0.01%	\$448,035	\$380,823	\$111,479	\$140,415	36.87%
DAKOTA HOMESTEAD TITLE INSURANCE COMPANY	0.01%	\$445,549	\$0	\$0	\$0	N/A
MUTUALAID EXCHANGE	0.01%	\$443,336	\$445,998	\$242,982	\$256,478	57.51%
SELECTIVE INSURANCE COMPANY OF AMERICA	0.01%	\$441,703	\$85,282	\$139,985	\$193,119	226.45%
FCCI INSURANCE COMPANY	0.01%	\$433,946	\$88,141	\$0	\$3,264	3.70%
FOUNDERS INSURANCE COMPANY	0.00%	\$420,245	\$433,243	-\$200	\$126,096	29.11%
INTREPID INSURANCE COMPANY	0.00%	\$418,865	\$723,733	\$111,450	\$162,600	22.47%
WORK FIRST CASUALTY COMPANY	0.00%	\$411,530	\$434,355	\$81,469	\$266,374	61.33%
LYNDON SOUTHERN INSURANCE COMPANY	0.00%	\$410,116	\$316,761	\$85,584	\$121,190	38.26%
AEGIS SECURITY INSURANCE COMPANY	0.00%	\$409,141	\$416,538	\$543,122	\$320,903	77.04%
STANDARD GUARANTY INSURANCE COMPANY	0.00%	\$406,179	\$398,966	\$114,730	\$274,297	68.75%
FARMERS UNION COOPERATIVE INSURANCE COMPANY	0.00%	\$405,624	\$401,396	\$164,318	\$210,104	52.34%
INDEPENDENCE AMERICAN INSURANCE COMPANY	0.00%	\$402,390	\$402,390	\$77,201	\$171,486	42.62%
AMERICAN COMMERCE INSURANCE COMPANY	0.00%	\$400,347	\$77,273	\$3,596	\$14,802	19.16%
BENCHMARK INSURANCE COMPANY	0.00%	\$394,064	\$345,788	\$543,137	\$729,751	211.04%
REPUBLIC WESTERN INSURANCE COMPANY	0.00%	\$391,067	\$390,960	\$101,010	-\$794,360	-203.18%
BERKLEY INSURANCE COMPANY	0.00%	\$390,000	\$68,534	\$0	\$47,975	70.00%
ENDURANCE AMERICAN INSURANCE COMPANY	0.00%	\$383,063	\$237,240	\$0	\$135,728	57.21%
COLONIAL AMERICAN CASUALTY AND SURETY C	0.00%	\$367,197	\$509,098	\$121,889	\$154,019	30.25%
DEVELOPERS SURETY AND INDEMNITY COMPANY	0.00%	\$366,571	\$404,719	\$1,836	-\$296,934	-73.37%
MANUFACTURERS ALLIANCE INSURANCE COMPANY	0.00%	\$359,658	\$275,033	\$110,804	\$149,419	54.33%
AXA INSURANCE COMPANY	0.00%	\$342,080	\$417,910	\$168,719	\$196,422	47.00%
UNITED GUARANTY MORTGAGE INDEMNITY COMPANY	0.00%	\$337,831	\$338,356	\$22,064	\$352,418	104.16%
MERIDIAN CITIZENS MUTUAL INSURANCE COMPANY	0.00%	\$307,783	\$175,990	\$114,724	\$159,422	90.59%
METROPOLITAN CASUALTY INSURANCE COMPANY	0.00%	\$301,283	\$310,700	\$150,039	\$131,073	42.19%
FIDELITY & GUARANTY INSURANCE UNDERWRITERS	0.00%	\$295,691	\$277,994	\$207,402	\$12,142	4.37%
MERASTAR INSURANCE COMPANY	0.00%	\$292,330	\$292,598	\$121,002	\$132,357	45.24%
MITSUI SUMITOMO INSURANCE USA INC	0.00%	\$287,257	\$282,777	\$39,025	\$156,806	55.45%
DAKOTA TRUCK UNDERWRITERS	0.00%	\$286,247	\$259,039	\$222,512	\$235,534	90.93%
AMERICAN FARMERS & RANCHERS INSURANCE COMPANY	0.00%	\$285,703	\$296,269	\$63,122	-\$33,570	-11.33%
BOND SAFEGUARD INSURANCE COMPANY	0.00%	\$284,919	\$287,484	-\$50,929	\$25,000	8.70%
IRONSHORE INDEMNITY INC	0.00%	\$278,911	\$113,262	\$0	\$49,991	44.14%
KNIGHTBROOK INSURANCE COMPANY	0.00%	\$268,407	\$103,573	\$35,921	\$86,105	83.13%
ALLEGHENY CASUALTY COMPANY	0.00%	\$265,314	\$345,760	\$0	\$8,039	2.33%
HERITAGE INDEMNITY COMPANY	0.00%	\$253,089	\$202,224	\$83,011	\$76,138	37.65%
OHIO SECURITY INSURANCE COMPANY	0.00%	\$247,564	\$314,966	\$56,255	\$42,847	13.60%
BANKERS INSURANCE COMPANY	0.00%	\$246,949	\$244,561	\$141,388	\$141,388	57.81%
AMERICAN COMPENSATION INSURANCE COMPANY	0.00%	\$245,448	\$356,277	\$403,048	\$766,910	215.26%
UNION INSURANCE COMPANY	0.00%	\$245,037	\$508,587	\$50,514	\$213,561	41.99%
AMERICAN SAFETY CASUALTY INSURANCE COMPANY	0.00%	\$244,997	\$160,502	\$1,293	\$63,743	39.71%
PENNSYLVANIA MANUFACTURERS INDEMNITY COMPANY	0.00%	\$220,390	\$375,674	\$167,359	\$263,149	70.05%
HSBC INSURANCE COMPANY OF DELAWARE	0.00%	\$217,600	\$218,027	\$131,225	\$190,284	87.28%
GENWORTH RESIDENTIAL MORTGAGE INSURANCE CORPOF	0.00%	\$211,595	\$322,754	\$189,809	\$977,649	302.91%
OMNI INSURANCE COMPANY	0.00%	\$206,116	\$262,755	\$311,346	-\$58,971	-22.44%
YOSEMITE INSURANCE COMPANY	0.00%	\$204,505	\$296,810	\$238,623	\$253,360	85.36%

**2009 PROPERTY/CASUALTY INSURANCE
TOTALS ALL BUSINESS IN MISSOURI**

COMPANY NAME	MARKET SHARE	DIRECT PREMIUMS WRITTEN	DIRECT PREMIUMS EARNED	DIRECT LOSSES PAID	DIRECT LOSSES INCURRED	LOSS RATIO
GERLING AMERICA INSURANCE COMPANY	0.00%	\$203,085	\$233,611	\$7,500	-\$226,298	-96.87%
SURETEC INSURANCE COMPANY	0.00%	\$202,178	\$64,745	\$0	\$16,186	25.00%
GUARANTEE COMPANY OF NORTH AMERICA USA THE	0.00%	\$198,616	\$289,220	\$0	\$181	0.06%
NATIONAL FIRE AND INDEMNITY EXCHANGE	0.00%	\$195,728	\$200,396	\$64,958	\$91,919	45.87%
MAX AMERICA INSURANCE COMPANY	0.00%	\$195,045	\$41,010	\$1,588	\$13,115	31.98%
CENTURION CASUALTY COMPANY	0.00%	\$192,317	\$192,317	\$19,410	\$72,410	37.65%
MIC PROPERTY AND CASUALTY INSURANCE CORPORATION	0.00%	\$191,128	\$123,690	\$60,183	\$58,746	47.49%
NATIONWIDE MUTUAL FIRE INSURANCE COMPANY	0.00%	\$177,603	\$177,794	\$252,215	\$416,108	234.04%
AMERICAN MERCURY INSURANCE COMPANY	0.00%	\$176,096	\$220,414	\$184,904	\$184,672	83.78%
TOWER NATIONAL INSURANCE COMPANY	0.00%	\$171,820	\$116,165	\$750	\$23,549	20.27%
HOLYOKE MUTUAL INSURANCE COMPANY IN SALEM	0.00%	\$169,110	\$80,955	\$50,000	\$147,000	181.58%
COMPUTER INSURANCE COMPANY	0.00%	\$165,570	\$165,570	\$0	-\$389	-0.23%
GRAY INSURANCE COMPANY THE	0.00%	\$164,889	\$164,889	\$13,080	\$25,032	15.18%
PENNSYLVANIA NATIONAL MUTUAL CASUALTY INSURANCE	0.00%	\$163,373	\$164,456	\$2,751	\$15,102	9.18%
ASSOCIATED INDEMNITY CORPORATION	0.00%	\$162,761	\$211,385	\$295,889	-\$173,972	-82.30%
NATIONAL TITLE INSURANCE OF NEW YORK INC	0.00%	\$159,811	\$159,979	\$0	\$0	0.00%
MBIA INSURANCE CORPORATION	0.00%	\$159,630	\$4,104,172	\$0	\$0	0.00%
UNITED GUARANTY RESIDENTIAL INSURANCE OF NORTH C/	0.00%	\$158,443	\$184,417	\$116,733	\$134,155	72.75%
FORTRESS INSURANCE COMPANY	0.00%	\$154,302	\$159,709	\$147,448	\$88,996	55.72%
IMPERIAL CASUALTY AND INDEMNITY COMPANY	0.00%	\$153,527	\$153,527	\$0	\$20,842	13.58%
DEERFIELD INSURANCE COMPANY	0.00%	\$153,474	\$53,650	\$1,382	\$13,078	24.38%
PROCENTURY INSURANCE COMPANY	0.00%	\$145,595	\$126,097	\$3,354	-\$12,664	-10.04%
INFINITY INSURANCE COMPANY	0.00%	\$143,300	\$211,367	\$52,502	\$55,154	26.09%
UNIVERSAL SURETY COMPANY	0.00%	\$139,112	\$241,207	\$672,972	-\$277,601	-115.09%
METROPOLITAN GENERAL INSURANCE COMPANY	0.00%	\$131,196	\$134,888	\$28,221	\$13,018	9.65%
UNIVERSAL SURETY OF AMERICA	0.00%	\$129,919	\$130,346	\$30,932	\$23,362	17.92%
FIRST SEALORD SURETY INC	0.00%	\$120,448	\$130,452	\$0	-\$2,122	-1.63%
TOYOTA MOTOR INSURANCE COMPANY	0.00%	\$116,282	\$391,574	\$333,856	\$71,583	18.28%
HISCOX INSURANCE COMPANY INC	0.00%	\$108,406	\$109,476	\$83,527	\$23,711	21.66%
ARAG INSURANCE COMPANY	0.00%	\$105,898	\$105,898	\$36,391	\$33,667	31.79%
FIRST AMERICAN PROPERTY & CASUALTY INSURANCE COM	0.00%	\$99,109	\$75,859	\$34,425	\$15,865	20.91%
ROCHE SURETY AND CASUALTY COMPANY INC	0.00%	\$98,358	\$98,358	\$0	\$0	0.00%
DEERBROOK INSURANCE COMPANY	0.00%	\$96,429	\$133,818	\$133,796	\$158,521	118.46%
INVESTORS TITLE INSURANCE COMPANY	0.00%	\$95,919	\$93,015	\$0	\$0	0.00%
DORINCO REINSURANCE COMPANY	0.00%	\$94,915	\$90,448	\$0	\$0	0.00%
GENWORTH HOME EQUITY INSURANCE CORPORATION	0.00%	\$94,273	\$94,273	\$596,206	\$493,910	523.91%
GENERAL FIDELITY INSURANCE COMPANY	0.00%	\$93,175	\$130,955	\$382,426	\$505,685	386.15%
ALLMERICA FINANCIAL BENEFIT INSURANCE COMPANY	0.00%	\$92,782	\$56,973	\$25,948	\$30,966	54.35%
FIRST SPECIALTY INSURANCE CORPORATION	0.00%	\$88,437	\$81,149	\$48,500	-\$187,367	-230.89%
ACCIDENT INSURANCE COMPANY INC	0.00%	\$80,631	\$40,563	\$0	\$11,155	27.50%
CPA INSURANCE COMPANY	0.00%	\$78,980	\$79,017	\$12,521	\$2,795	3.54%
HARLEYSVILLE MUTUAL INSURANCE CO	0.00%	\$78,507	\$180,943	\$796,497	\$284,587	157.28%
CNL/INSURANCE AMERICA INC	0.00%	\$78,234	\$74,921	\$22,156	\$23,323	31.13%
INTEGON NATIONAL INSURANCE COMPANY	0.00%	\$76,911	\$92,878	\$57,595	\$12,299	13.24%
PACO ASSURANCE COMPANY INC	0.00%	\$75,332	\$64,653	\$0	-\$7,528	-11.64%
COMMERCE TITLE INSURANCE COMPANY	0.00%	\$72,920	\$74,500	\$0	\$0	0.00%
INDEPENDENT MUTUAL FIRE INSURANCE COMPANY	0.00%	\$69,562	\$69,896	\$12,295	\$25,135	35.96%
ADVANTAGE WORKERS COMPENSATION INSURANCE COMP	0.00%	\$69,180	\$52,263	\$629	\$4,716	9.02%
OHIO FARMERS INSURANCE COMPANY	0.00%	\$64,122	\$52,132	\$0	\$2,757	5.29%
EASTERN ALLIANCE INSURANCE COMPANY	0.00%	\$55,049	\$31,777	\$0	\$27,199	85.59%
AMERICAN SOUTHERN INSURANCE COMPANY	0.00%	\$53,350	\$57,084	\$6,743	\$3,946	6.91%
LEXINGTON NATIONAL INSURANCE CORPORATION	0.00%	\$52,836	\$61,157	\$0	\$0	0.00%
AMERICAN GUARANTY TITLE INSURANCE COMPANY	0.00%	\$52,699	\$47,743	\$0	\$0	0.00%
NEIGHBORHOOD SPIRIT PROPERTY & CASUALTY COMPANY	0.00%	\$52,529	\$70,086	\$5,193	\$5,257	7.50%
AETNA INSURANCE COMPANY OF CONNECTICUT	0.00%	\$47,913	\$9,294	\$3,394	\$5,728	61.63%
ACSTAR INSURANCE COMPANY	0.00%	\$47,468	\$45,364	\$0	-\$24,179	-53.30%
REPUBLIC INDEMNITY COMPANY OF CALIFORNIA	0.00%	\$45,826	\$45,029	\$136,608	\$354,284	786.79%
INSURANCE COMPANY OF NORTH AMERICA	0.00%	\$44,127	\$33,463	\$962,280	\$541,802	1619.11%
PENNSYLVANIA GENERAL INSURANCE COMPANY	0.00%	\$43,011	\$210,570	\$1,600,806	\$693,107	329.16%

**2009 PROPERTY/CASUALTY INSURANCE
TOTALS ALL BUSINESS IN MISSOURI**

COMPANY NAME	MARKET SHARE	DIRECT PREMIUMS WRITTEN	DIRECT PREMIUMS EARNED	DIRECT LOSSES PAID	DIRECT LOSSES INCURRED	LOSS RATIO
TRANS PACIFIC INSURANCE COMPANY	0.00%	\$40,445	\$28,750	\$0	\$15,416	53.62%
ZALE INDEMNITY COMPANY	0.00%	\$39,791	\$39,791	\$8,749	\$9,829	24.70%
WESTERN INSURANCE COMPANY	0.00%	\$38,474	\$38,474	\$0	\$17,197	44.70%
NORTH AMERICAN ELITE INSURANCE COMPANY	0.00%	\$37,996	\$48,853	\$23,222	\$56,625	115.91%
TRIUMPH CASUALTY COMPANY	0.00%	\$35,981	\$26,634	\$19,239	\$20,494	76.95%
INTEGON GENERAL INSURANCE CORPORATION	0.00%	\$35,340	\$38,774	\$11,253	\$13,911	35.88%
INTEGON INDEMNITY CORPORATION	0.00%	\$33,734	\$40,628	\$5,753	\$3,186	7.84%
MODERN SERVICE INSURANCE COMPANY	0.00%	\$33,630	\$22,419	\$0	\$924	4.12%
COLONIAL SURETY COMPANY	0.00%	\$29,473	\$27,126	\$0	\$708	2.61%
ACCEPTANCE INDEMNITY INSURANCE CO	0.00%	\$29,168	\$28,625	\$0	-\$2,168	-7.57%
EXCESS SHARE INSURANCE CORPORATION	0.00%	\$27,769	\$27,769	\$0	\$0	0.00%
RANCHERS AND FARMERS INSURANCE COMPANY	0.00%	\$25,655	\$12,163	\$930	\$930	7.65%
MINNESOTA LAWYERS MUTUAL INSURANCE COMPANY	0.00%	\$24,571	\$52,408	\$0	-\$57,339	-109.41%
TRIANGLE INSURANCE COMPANY INC	0.00%	\$24,291	\$6,326	\$0	\$0	0.00%
PACIFIC SPECIALTY INSURANCE COMPANY	0.00%	\$21,771	\$25,501	\$6,044	\$3,340	13.10%
NGM INSURANCE COMPANY	0.00%	\$20,488	\$7,685	\$0	\$585	7.61%
ISMIE MUTUAL INSURANCE COMPANY	0.00%	\$20,057	\$20,528	\$100,000	\$2,009	9.79%
HERITAGE CASUALTY INSURANCE COMPANY	0.00%	\$19,496	\$19,496	\$89,722	-\$897	-4.60%
REPUBLIC INDEMNITY COMPANY OF AMERICA	0.00%	\$17,756	\$16,983	\$0	\$6,900	40.63%
GENESIS INSURANCE COMPANY	0.00%	\$17,662	\$477,095	\$1,466,244	\$948,370	198.78%
RLI INDEMNITY COMPANY	0.00%	\$15,800	\$9,817	\$0	-\$3,836	-39.08%
INLAND INSURANCE COMPANY	0.00%	\$15,282	\$52,011	\$0	-\$1,753	-3.37%
PENN AMERICA INSURANCE COMPANY	0.00%	\$15,089	\$14,171	\$0	-\$99,220	-700.16%
UNITED NATIONAL SPECIALTY INSURANCE COMPANY	0.00%	\$14,925	\$5,609	\$0	-\$2,052	-36.58%
SFM MUTUAL INSURANCE COMPANY	0.00%	\$14,875	\$18,751	\$15,628	\$103,058	549.61%
MILWAUKEE CASUALTY INSURANCE CO	0.00%	\$14,246	\$9,447	\$0	\$1,236	13.08%
CENTURY-NATIONAL INSURANCE COMPANY	0.00%	\$12,777	\$10,157	\$2,636	\$2,448	24.10%
AMERICAN HARDWARE MUTUAL INSURANCE COMPANY	0.00%	\$12,712	\$11,991	\$26,161	\$25,468	212.39%
DENTISTS BENEFITS INSURANCE COMPANY	0.00%	\$12,432	\$13,014	\$0	\$0	0.00%
NORTHBROOK INDEMNITY COMPANY	0.00%	\$12,409	\$16,758	\$49,416	\$57,688	344.24%
MID-CONTINENT ASSURANCE COMPANY	0.00%	\$11,149	\$15,817	\$0	-\$554,481	-3505.60%
FINANCIAL PACIFIC INSURANCE COMPANY	0.00%	\$10,545	\$12,496	\$0	\$0	0.00%
ACA FINANCIAL GUARANTY CORPORATION	0.00%	\$9,690	\$203,497	\$0	\$0	0.00%
ATLANTIC SPECIALTY INSURANCE COMPANY	0.00%	\$8,979	\$10,737	\$1,126,203	\$69,612	648.34%
EMPLOYERS SECURITY INSURANCE COMPANY	0.00%	\$8,565	\$41,330	\$23,627	\$9,980	24.15%
EXACT PROPERTY & CASUALTY	0.00%	\$8,558	\$17,197	\$90,240	\$89,114	518.20%
MFS MUTUAL INSURANCE COMPANY	0.00%	\$8,503	\$8,768	\$2,313	\$2,313	26.38%
ALASKA NATIONAL INSURANCE COMPANY	0.00%	\$8,458	-\$29,162	\$406	-\$20,423	70.03%
HANOVER AMERICAN INSURANCE COMPANY THE	0.00%	\$8,405	\$6,682	\$0	\$562	8.41%
SAFETY FIRST INSURANCE COMPANY	0.00%	\$8,212	\$12,114	\$0	-\$62,142	-512.98%
ACCREDITED SURETY AND CASUALTY COMPANY INC	0.00%	\$7,606	\$10,241	\$25,700	\$13,047	127.40%
SERVICE INSURANCE COMPANY	0.00%	\$5,782	\$5,782	\$0	\$0	0.00%
SHELTER REINSURANCE COMPANY	0.00%	\$5,000	\$5,000	\$0	\$0	0.00%
ENTITLE INSURANCE COMPANY	0.00%	\$4,733	\$0	\$0	\$0	N/A
ATHENA ASSURANCE COMPANY	0.00%	\$4,608	\$2,655	\$0	-\$80,063	-3015.56%
GREAT AMERICAN SECURITY INSURANCE COMPANY	0.00%	\$3,649	\$3,504	\$7,500	\$7,173	204.71%
UNIVERSAL FIRE & CASUALTY INSURANCE COMPANY	0.00%	\$3,227	\$3,227	\$0	\$0	0.00%
CORNHUSKER CASUALTY COMPANY	0.00%	\$2,952	\$934	\$0	\$712	76.23%
EMPLOYERS PREFERRED INSURANCE COMPANY	0.00%	\$2,827	\$2,978	\$0	\$921	30.93%
NIPPONKOA INSURANCE COMPANY LIMITED (US BRANCH)	0.00%	\$2,638	\$4,252	\$0	\$892	20.98%
ARWOOD INDEMNITY COMPANY	0.00%	\$2,317	\$24,748	\$15,240,661	\$32,012,566	129354.15%
SECURITY UNION TITLE INSURANCE COMPANY	0.00%	\$2,253	\$11,589	\$87,113	-\$41,593	-358.90%
CRANBROOK INSURANCE COMPANY	0.00%	\$2,240	\$1,265	\$0	\$0	0.00%
AMERICAN MOTORISTS INSURANCE COMPANY	0.00%	\$2,111	\$149,524	\$1,172,385	\$410,906	274.81%
MEMIC INDEMNITY COMPANY	0.00%	\$1,844	\$1,064	\$0	\$691	64.94%
AMERICAN SURETY COMPANY	0.00%	\$1,451	\$1,254	\$0	\$0	0.00%
AMERICAN MANUFACTURERS MUTUAL INSURANCE COMPAI	0.00%	\$1,171	\$1,270	\$1,246,159	\$292,610	23040.16%
GENWORTH RESIDENTIAL MORTGAGE ASSURANCE CORPO	0.00%	\$1,102	\$1,267	\$0	\$0	0.00%
CMG MORTGAGE ASSURANCE COMPANY	0.00%	\$1,078	\$1,078	\$0	\$0	0.00%

**2009 PROPERTY/CASUALTY INSURANCE
TOTALS ALL BUSINESS IN MISSOURI**

COMPANY NAME	MARKET SHARE	DIRECT PREMIUMS WRITTEN	DIRECT PREMIUMS EARNED	DIRECT LOSSES PAID	DIRECT LOSSES INCURRED	LOSS RATIO
TRINITY UNIVERSAL INSURANCE COMPANY	0.00%	\$800	\$1,329	\$84,598	-\$31,583	-2376.45%
MGIC INDEMNITY CORPORATION	0.00%	\$568	\$644	\$0	-\$3,046	-472.98%
SURETY BONDING COMPANY OF AMERICA	0.00%	\$530	\$27,183	\$16,176	\$6,418	23.61%
CALIFORNIA CASUALTY INSURANCE COMPANY	0.00%	\$501	\$500	\$0	\$216	43.20%
SUN SURETY INSURANCE COMPANY	0.00%	\$448	\$448	\$0	\$0	0.00%
WESTERN GENERAL INSURANCE COMPANY INC	0.00%	\$345	\$345	\$0	\$0	0.00%
CLARENDON NATIONAL INSURANCE COMPANY	0.00%	\$297	\$297	\$388,134	\$3,931,865	1323860.27%
AMERICAN PET INSURANCE COMPANY	0.00%	\$246	\$161	\$0	\$39	24.22%
TIG INSURANCE COMPANY	0.00%	\$239	\$239	\$973,627	-\$418,389	-175058.16%
NATIONWIDE PROPERTY & CASUALTY INSURANCE COMPAN	0.00%	\$197	\$197	\$44,208	\$1,438	729.95%
PETROLEUM CASUALTY COMPANY	0.00%	\$121	\$121	\$0	\$0	0.00%
FIRST NONPROFIT INSURANCE COMPANY	0.00%	\$116	\$20	\$0	\$0	0.00%
AMERICA FIRST INSURANCE COMPANY	0.00%	\$95	\$95	\$0	-\$66,312	-69802.11%
EMC PROPERTY & CASUALTY COMPANY	0.00%	\$1	\$1	\$0	\$1	100.00%
ACE INDEMNITY INSURANCE COMPANY	0.00%	\$0	-\$236	\$0	-\$157,779	66855.51%
AGCS MARINE INSURANCE COMPANY	0.00%	\$0	\$0	\$28,682	-\$664,092	N/A
ALLIANZ UNDERWRITERS INSURANCE COMPANY	0.00%	\$0	\$0	\$0	\$559,729	N/A
ALLIED WORLD REINSURANCE COMPANY	0.00%	\$0	\$0	\$287,854	-\$21,627	N/A
AMERICAN BUSN & PERSONAL INS MUTUAL INC	0.00%	\$0	\$0	\$1,010	\$1,010	N/A
AMERICAN CENTENNIAL INSURANCE CO	0.00%	\$0	\$0	\$0	\$10,264	N/A
AMERICAN EMPIRE INSURANCE COMPANY	0.00%	\$0	\$0	\$0	-\$10	N/A
AMERICAN EQUITY SPECIALTY INSURANCE COMPANY	0.00%	\$0	\$0	\$41,000	-\$30,654	N/A
AMERICAN HEALTHCARE INDEMNITY COMPANY	0.00%	\$0	\$0	\$0	\$13	N/A
AMERICAN STATES INSURANCE COMPANY OF TEXAS	0.00%	\$0	\$0	-\$150	-\$169	N/A
AMERICAN STATES PREFERRED INSURANCE COMPANY	0.00%	\$0	\$0	\$7,249	-\$67,040	N/A
ATLANTA INTERNATIONAL INSURANCE CO	0.00%	\$0	\$0	\$0	-\$137,675	N/A
AXA RE PROPERTY AND CASUALTY INSURANCE COMPANY	0.00%	\$0	\$0	\$0	-\$223	N/A
BANKERS STANDARD FIRE & MARINE CO	0.00%	\$0	\$0	\$0	-\$3	N/A
CAMDEN FIRE INSURANCE ASSOCIATION THE	0.00%	\$0	\$0	-\$967	-\$35,875	N/A
CENTRE INSURANCE COMPANY	0.00%	\$0	\$0	\$6,636	-\$12,882	N/A
CIM INSURANCE CORPORATION	0.00%	\$0	\$0	\$0	-\$85	N/A
CLEARWATER INSURANCE COMPANY	0.00%	\$0	\$0	\$14,000	\$2,576	N/A
COMMERCIAL CASUALTY INSURANCE COMPANY	0.00%	\$0	\$0	\$203,881	\$274,596	N/A
ECONOMY PREFERRED INSURANCE COMPANY	0.00%	\$0	\$0	\$0	-\$6,530	N/A
FAIRFIELD INSURANCE COMPANY	0.00%	\$0	\$0	\$78,000	-\$21,778	N/A
FAIRMONT INSURANCE COMPANY	0.00%	\$0	\$0	\$0	\$0	N/A
FAIRMONT PREMIER INSURANCE COMPANY	0.00%	\$0	\$0	-\$74	-\$22,590	N/A
FFG INSURANCE COMPANY	0.00%	\$0	\$15,216	\$5,309	\$5,694	37.42%
FINANCIAL GUARANTY INSURANCE COMPANY	0.00%	\$0	\$681,181	\$0	\$0	0.00%
FIRST FINANCIAL INSURANCE COMPANY	0.00%	\$0	\$0	-\$1,742	-\$2,046	N/A
GRAIN DEALERS MUTUAL INSURANCE CO	0.00%	\$0	\$0	\$12,595	\$495	N/A
GREAT AMERICAN CONTEMPORARY INSURANCE COMPANY	0.00%	\$0	\$0	\$0	-\$52	N/A
GULF UNDERWRITERS INSURANCE COMPANY	0.00%	\$0	\$0	\$0	-\$150,660	N/A
HARBOR POINT REINSURANCE US INC	0.00%	\$0	\$0	\$0	\$0	N/A
HARBOR SPECIALTY INSURANCE COMPANY	0.00%	\$0	\$0	\$2,338	-\$11,684	N/A
INFINITY CASUALTY INSURANCE COMPANY	0.00%	\$0	\$0	\$1	-\$16,415	N/A
INFINITY PREMIER INSURANCE COMPANY	0.00%	\$0	\$0	-\$400	-\$400	N/A
INFINITY SPECIALITY INSURANCE COMPANY	0.00%	\$0	\$0	-\$538	-\$538	N/A
INTERLEX INSURANCE COMPANY	0.00%	\$0	\$0	\$12,500	\$0	N/A
KEMPER CASUALTY INSURANCE COMPANY	0.00%	\$0	\$0	\$0	-\$35	N/A
LM GENERAL INSURANCE COMPANY	0.00%	\$0	\$0	\$0	\$0	N/A
LM PROPERTY AND CASUALTY INSURANCE COMPANY	0.00%	\$0	\$0	-\$88,718	-\$89,125	N/A
NATIONAL INSURANCE ASSOCIATION	0.00%	\$0	\$0	\$50,740	\$31,108	N/A
NATIONAL REINSURANCE CORPORATION THE	0.00%	\$0	\$0	\$0	-\$962,253	N/A
NATIONWIDE ASSURANCE COMPANY	0.00%	\$0	\$0	-\$38	-\$38	N/A
NATIONWIDE GENERAL INSURANCE COMPANY	0.00%	\$0	\$0	\$0	\$2	N/A
NEW ENGLAND INSURANCE COMPANY	0.00%	\$0	\$0	\$0	\$1,992	N/A
NORTH STAR REINSURANCE CORPORATION	0.00%	\$0	\$0	\$0	-\$123,740	N/A
OHIC INSURANCE COMPANY	0.00%	\$0	\$0	\$0	\$5,761	N/A

**2009 PROPERTY/CASUALTY INSURANCE
TOTALS ALL BUSINESS IN MISSOURI**

COMPANY NAME	MARKET SHARE	DIRECT PREMIUMS WRITTEN	DIRECT PREMIUMS EARNED	DIRECT LOSSES PAID	DIRECT LOSSES INCURRED	LOSS RATIO
PROGRESSIVE ADVANCED INSURANCE COMPANY	0.00%	\$0	\$0	\$0	-\$2,706	N/A
PROVIDENCE WASHINGTON INSURANCE COMPANY	0.00%	\$0	\$0	\$0	-\$471	N/A
QUANTA INDEMNITY COMPANY	0.00%	\$0	\$0	\$403,243	-\$218,046	N/A
RADIAN ASSET ASSURANCE INC	0.00%	\$0	\$496,881	\$0	\$0	0.00%
SAFECO NATIONAL INSURANCE COMPANY	0.00%	\$0	\$0	\$58,715	-\$103,462	N/A
ST PAUL MEDICAL LIABILITY INSURANCE COMPANY	0.00%	\$0	\$0	\$0	-\$45,891	N/A
STATE FARM GENERAL INSURANCE COMPANY	0.00%	\$0	\$8	-\$536	-\$536	-6700.00%
STONEWALL INSURANCE COMPANY	0.00%	\$0	\$0	\$85,009	-\$405,176	N/A
TIG INDEMNITY COMPANY	0.00%	\$0	\$0	\$0	\$674,240	N/A
TITAN INDEMNITY COMPANY	0.00%	\$0	\$0	\$0	\$121,960	N/A
TRAVELERS CASUALTY COMPANY OF CONNECTICUT	0.00%	\$0	\$0	\$0	-\$3,197	N/A
TRI STATE INSURANCE COMPANY OF MINNESOTA	0.00%	\$0	\$0	\$5,000	-\$32,355	N/A
TRUSTGARD INSURANCE COMPANY	0.00%	\$0	\$0	\$76,399	\$56,399	N/A
UNITED FIRE & INDEMNITY COMPANY	0.00%	\$0	\$0	\$0	-\$26,200	N/A
UNITRIN AUTO AND HOME INSURANCE COMPANY	0.00%	\$0	\$0	\$0	-\$9	N/A
UPPER HUDSON NATIONAL INSURANCE COMPANY	0.00%	\$0	\$0	-\$179	-\$179	N/A
WARNER INSURANCE COMPANY	0.00%	\$0	\$0	-\$3,480	-\$3,072	N/A
WHITE MOUNTAINS REINSURANCE COMPANY OF AMERICA	0.00%	\$0	\$0	\$871	\$77,781	N/A
YORK INSURANCE COMPANY	0.00%	\$0	\$0	\$0	-\$1	N/A
COLUMBIA INSURANCE COMPANY	0.00%	-\$4	-\$3	\$0	-\$27	900.00%
ALEA NORTH AMERICA INSURANCE COMPANY	0.00%	-\$16	-\$12	\$625,662	-\$548,451	4570425.00%
ECONOMY FIRE & CASUALTY COMPANY	0.00%	-\$50	-\$6	-\$1	-\$37,817	630283.33%
PIONEER GENERAL INSURANCE COMPANY	0.00%	-\$106	-\$94	\$0	-\$419	445.74%
INFINITY STANDARD INSURANCE COMPANY	0.00%	-\$341	\$29,282	\$76,051	\$23,496	80.24%
UNITED SECURITY INSURANCE COMPANY	0.00%	-\$848	\$2,878	\$0	-\$555	-19.28%
FAIRMONT SPECIALTY INSURANCE COMPANY	0.00%	-\$964	-\$964	\$1,450,342	\$185,100	-19201.24%
MONROE GUARANTY INSURANCE COMPANY	0.00%	-\$1,278	\$82,409	\$2,363	\$38,150	46.29%
LUMBERMENS MUTUAL CASUALTY COMPANY	0.00%	-\$20,893	-\$20,624	\$600,300	\$848,473	-4114.01%
AMERICAN GENERAL INDEMNITY COMPANY	0.00%	-\$22,154	-\$2,148	\$0	\$0	0.00%
CAPITAL CITY INSURANCE COMPANY INC	0.00%	-\$51,509	-\$41,494	\$153,286	\$22,502	-54.23%
HEALTH CARE INDEMNITY INC	0.00%	-\$118,677	\$527,661	\$5,324,250	\$1,512,346	286.61%
TOTAL	100.00%	\$8,606,535,255	\$8,611,625,273	\$5,191,864,572	\$5,055,270,625	58.70%

**PROPERTY & CASUALTY
COMPANIES
MAIL ADDRESSES AND
TELEPHONE NUMBERS**

PROPERTY & CASUALTY COMPANIES MAIL ADDRESSES AND TELEPHONE NUMBERS

NAIC CODE	COMPANY NAME	MAIL ADDRESS	CITY	STATE	ZIP	TELEPHONE
44725	1st Auto & Casualty Insurance Company	Po Box 7988	Madison	Wisconsin	53707	608-242-4505
25232	21st Century Advantage Insurance Company	Three Beaver Valley Rd 5th Fl	Wilmington	Delaware	19803-1115	302-252-2000
44245	21st Century Assurance Company	21st Century Plaza 3 Beaver Valley Rd	Wilmington	Delaware	19803-1115	302-252-2000
36404	21st Century Casualty Company	Three Beaver Valley Rd 5th Fl	Wilmington	Delaware	19803	302-252-2000
34789	21st Century Centennial Insurance Company	Three Beaver Valley Rd 5th Fl	Wilmington	Delaware	19803	302-252-2000
12963	21st Century Insurance Company	Three Beaver Valley Rd 5th Fl	Wilmington	Delaware	19803	302-252-2000
36587	21st Century National Insurance Company	Three Beaver Valley Rd 5th Fl	Wilmington	Delaware	19803	302-252-2000
32220	21st Century North America Insurance Company	Three Beaver Valley Rd 5th Fl	Wilmington	Delaware	19803	302-252-2000
20796	21st Century Premier Insurance Company	Three Beaver Valley Rd 5th Fl	Wilmington	Delaware	19803	302-252-2000
22896	Aca Financial Guaranty Corporation	140 Broadway 47th Fl	New York	New York	10005	212-375-2041
10349	Acceptance Casualty Insurance Co	Po Box 10800	Raleigh	North Caro	27605-0800	919-833-1600
20010	Acceptance Indemnity Insurance Co	Po Box 10800	Raleigh	North Caro	27605-0800	919-833-1600
11711	Access Insurance Company	Po Box 250069	Atlanta	Georgia	30341	770-234-3600
12304	Accident Fund General Insurance Company	Po Box 40790	Lansing	Michigan	48901-7990	517-342-4200
10166	Accident Fund Insurance Company Of America	Po Box 40790	Lansing	Michigan	48901-7990	517-342-4200
12305	Accident Fund National Insurance Company	Po Box 40790	Lansing	Michigan	48933	517-342-4200
11573	Accident Insurance Company Inc	131 Dutchman Blvd	Irmco	South Carc	29063	803-754-2942
26379	Accredited Surety And Casualty Company Inc	Po Box 140855	Orlando	Florida	32814-0855	407-629-2131
22667	Ace American Insurance Company	Po Box 1000	Philadelphia	Pennsylvania	19106	215-640-1000
20702	Ace Fire Underwriters Insurance Company	Po Box 1000	Philadelphia	Pennsylvania	19106	215-640-5259
10030	Ace Indemnity Insurance Company	Po Box 1000	Philadelphia	Pennsylvania	19106	215-640-5259
20699	Ace Property And Casualty Insurance Company	Po Box 1000	Philadelphia	Pennsylvania	19106	215-640-5259
19984	Acig Insurance Company	12222 Merit Dr #1660	Dallas	Texas	75251	800-563-6051
22950	Acstar Insurance Company	Po Box 1000	New Britain	Connecticut	06050-2350	312-781-6648
14184	Acuity A Mutual Insurance Company	2800 South Taylor Dr	Sheboygan	Wisconsin	53081-8470	920-458-9131
10324	Addison Insurance Company	Po Box 73909	Cedar Rapids	Iowa	52407-3909	319-399-5723
44318	Admiral Indemnity Company	1255 Caldwell Rd	Cherry Hill	New Jerse	08034	201-342-4211
33987	Advanta Insurance Company	Po Box 429	Spring House	Pennsylvania	19477-0429	215-444-5769
40517	Advantage Workers Compensation Insurance Company	Po Box 571918	Salt Lake City	Utah	84157-1918	888-595-8750
12278	Advantica Insurance Company	12399 Gravois Rd	St Louis	Missouri	63127-1702	314-656-3000
33898	Aegis Security Insurance Company	Po Box 3153	Harrisburg	Pennsylvania	17105	717-657-9671
36153	Aetna Insurance Company Of Connecticut	151 Farmington Ave	Hartford	Connecticut	06156	860-273-7199
10014	Affiliated Fm Insurance Company	Po Box 7500	Johnston	Rhode Isla	02919	401-275-3000
42609	Affirmative Insurance Company	Po Box 9030	Addison	Texas	75001	972-728-6300
22837	Agcs Marine Insurance Company	225 W Washington Street Suite 2000	Chicago	Illinois	60606	312-346-6400
12522	Agents National Title Insurance Company	1207 W Broadway Ste C	Columbia	Missouri	65203	573-442-3351
42757	Agri General Insurance Company	9200 Northpark Dr Ste 350	Johnston	Iowa	50131-3007	515-559-1000
18430	Agricultural Workers Mutual Auto Insurance Company	5500 Lower Birdville Road	Fort Worth	Texas	76117	817-831-9900
34886	Aioi Insurance Company Of America	475 Martingale Rd Ste 330	Schaumburg	Illinois	60173	847-619-4928
19399	Aiu Insurance Company	175 Water Street 24th Fl	New York	New York	10038	212-770-7000
10957	Alamance Insurance Company	238 International Road	Burlington	North Caro	27215-5129	336-586-2500
38733	Alaska National Insurance Company	7001 Jewel Lake Road	Anchorage	Alaska	99502-2825	907-248-2642
24899	Alea North America Insurance Company	55 Capital Blvd	Rocky Hill	Connecticut	06067	860-513-4180
11004	Alfa Specialty Insurance Corporation	Po Box 11000	Montgomery	Alabama	36191-0001	334-613-4289
12188	Alfa Vision Insurance Corporation	2108 East S Blvd	Montgomery	Alabama	36116-2015	334-613-4289
13285	Allegheny Casualty Company	Po Box 1116	Meadville	Pennsylvania	16335-7116	814-336-2521
19186	Alliance Insurance Company Inc	P O Box 1401	Mcperson	Kansas	67460	620-241-2200
12309	Alliant National Title Insurance Company	2101 Pratt Blvd Ste 102	Longmont	Colorado	80501	303-682-9800
35300	Allianz Global Risks Us Insurance Company	225 W Washington St Ste 2000	Chicago	Illinois	60606	312-660-8133
36420	Allianz Underwriters Insurance Company	Po Box 7780	Burbank	California	91510-7780	312-660-8133
11242	Allied Eastern Indemnity Company	Po Box 83777	Lancaster	Pennsylvania	17603	717-396-7095
42579	Allied Property & Casualty Insurance Company	1 Nationwide Plz Dspf-76	Columbus	Ohio	43215	614-249-1545
10690	Allied World National Assurance Company	225 Franklin St 27th Fl	Boston	Massachu	02110	646-794-0500
22730	Allied World Reinsurance Company	225 Franklin St	Boston	Massachu	02110	646-794-0500
41840	Allmerica Financial Benefit Insurance Company	440 Lincoln Street	Worcester	Massachu	01653	508-853-7200
29688	Allstate Fire And Casualty Insurance Company	3075 Sanders Rd #h1a	Northbrook	Illinois	60062	847-402-5000
19240	Allstate Indemnity Company	3075 Sanders Rd #h1a	Northbrook	Illinois	60062	847-402-5000
19232	Allstate Insurance Company	3075 Sanders Rd #h1a	Northbrook	Illinois	60062	847-402-5000
17230	Allstate Property & Casualty Insurance Company	3075 Sanders Rd #h1a	Northbrook	Illinois	60062	847-402-5000
38156	Alpha Property & Casualty Insurance Co	Po Box 223687	Dallas	Texas	75243	972-690-5500
18708	Ambac Assurance Corporation	One State Street Plaza	New York	New York	10004-1538	212-668-0340
19100	Amco Insurance Company	1 Nationwide Plz Dspf-76	Columbus	Ohio	43215	614-249-1545
12696	America First Insurance Company	175 Berkeley St	Boston	Massachu	02116	617-357-9500
12548	American Agri-Business Insurance Company	7101 82nd Street	Lubbock	Texas	79424	806-473-0333
10103	American Agricultural Insurance Co	1501 E Woodfield Rd Ste 300w	Schaumburg	Illinois	60173-5422	847-969-2900
19720	American Alternative Insurance Corporation	555 College Rd East Plz 2	Princeton	New Jerse	08543-5241	609-243-4200
21849	American Automobile Insurance Company	777 San Marin Dr San Marin 2	Navato	California	94998-2000	415-899-2000
10111	American Bankers Insurance Company Of Florida	11222 Quail Roost Drive	Miami	Florida	33157-6596	305-253-2244
40789	American Busn & Personal Ins Mutual Inc	307 N Michigan Ave	Chicago	Illinois	60601-5499	312-346-8100
20427	American Casualty Company Of Reading Pennsylvania	333 S Wabash 28th Fl	Chicago	Illinois	60604	312-822-5000
10391	American Centennial Insurance Co	3501 Silverside Road	Wilmington	Delaware	19810	302-479-2100
19941	American Commerce Insurance Company	211 Main St	Webster	Massachu	43218-2579	508-943-9000
45934	American Compensation Insurance Company	8500 Normandale Lake 1400	Bloomington	Minnesota	55437	952-893-0403
10216	American Contractors Indemnity Company	601 South Figueroa Street Suite 1600	Los Angeles	California	90017	310-649-0990
19690	American Economy Insurance Company	175 Berkeley Street	Boston	Massachu	02116	617-357-9500
37990	American Empire Insurance Company	Po Box 5370	Cincinnati	Ohio	45201	513-369-3000
10819	American Equity Specialty Insurance Company	Po Box 64816	St Paul	Minnesota	55164-0816	860-277-0111
23450	American Family Home Insurance Company	Po Box 5323	Cincinnati	Ohio	45201-5323	800-543-2644
19275	American Family Mutual Insurance Company	6000 American Parkway	Madison	Wisconsin	53783	608-249-2111
37931	American Farmers & Ranchers Insurance Company	3451 E Copper Point Suite 106	Meridian	Idaho	83642	405-218-5548
10170	American Federated Insurance Company	Po Box 321422	Flowood	Mississippi	39232	601-992-6886
24066	American Fire & Casualty Company	175 Berkeley St	Boston	Massachu	02116	617-357-9500
24376	American General Indemnity Company	One Woodfield Lake	Schaumburg	Illinois	60173	847-517-6000

PROPERTY & CASUALTY COMPANIES MAIL ADDRESSES AND TELEPHONE NUMBERS

NAIC CODE	COMPANY NAME	MAIL ADDRESS	CITY	STATE	ZIP	TELEPHONE
31208	American General Property Insurance Company	458n American General Center	Nashville	Tennessee	37250	615-749-1000
26247	American Guarantee & Liability Insurance Company	1400 American Ln T-1 F 19	Schaumburg	Illinois	60196-1056	847-413-5048
51411	American Guaranty Title Insurance Company	400 Second Ave South	Minneapolis	Minnesota	55401	405-942-4848
43494	American Hallmark Insurance Company Of Texas	777 Main St Ste 1000	Fort Worth	Texas	76102	817-348-1600
13331	American Hardware Mutual Insurance Company	471 E Broad St	Columbus	Ohio	43215	614-225-8211
39152	American Healthcare Indemnity Company	185 Greenwood Road	Napa	California	94558	310-492-4752
19380	American Home Assurance Company	175 Water St 18th Fl	New York	New York	10038	212-770-7000
21857	American Insurance Company The	777 San Marin Dr Po Box 777	Novato	California	94998	513-762-5700
31895	American Interstate Insurance Company	2301 Hwy 190 West	Deridder	Louisiana	70634	800-256-9052
30562	American Manufacturers Mutual Insurance Company	1 Kemper Drive	Long Grove	Illinois	60049-0001	847-320-3127
16810	American Mercury Insurance Company	P O Box 728847	Oklahoma City	Oklahoma	73172-8847	405-621-6595
15911	American Mining Insurance Company	3490 Independence Dr	Birmingham	Alabama	35209	205-870-3535
23469	American Modern Home Insurance Co	Po Box 5323	Cincinnati	Ohio	45201-5323	800-543-2644
38652	American Modern Select Insurance Company	Po Box 5323	Cincinnati	Ohio	45201-5323	800-543-2644
22918	American Motorists Insurance Company	1 Kemper Drive	Long Grove	Illinois	60049-0001	847-320-3127
39942	American National General Insurance Company	1949 E Sunshine Corp Ctr	Springfield	Missouri	65899-0001	417-887-4990
28401	American National Property & Casualty Company	1949 E Sunshine Corp Ctr	Springfield	Missouri	65899-0001	417-887-4990
12190	American Pet Insurance Company	1148 Nw Leary Way	Seattle	Washington	98107	888-738-7478
19615	American Reliable Insurance Company	8655 E Via De Ventura	Scottsdale	Arizona	85258	480-483-8666
19631	American Road Insurance Company	The American Road	Dearborn	Michigan	48126-2570	313-337-1102
39969	American Safety Casualty Insurance Company	100 Galleria Parkway S.E. Ste 700	Atlanta	Georgia	30339	770-916-1908
42978	American Security Insurance Company	260 Interstate N Circle Se	Atlanta	Georgia	30339-2210	770-763-1000
17965	American Sentinel Insurance Company	Po Box 3153	Harrisburg	Pennsylvania	17105	717-657-9671
42897	American Service Insurance Company	150 Northwest Point Blvd	Elk Grove Village	Illinois	60007-7986	847-472-6700
41998	American Southern Home Insurance Company	Po Box 5323	Cincinnati	Ohio	45201-5323	800-543-2644
10235	American Southern Insurance Company	Po Box 723030	Atlanta	Georgia	31139-0030	404-266-9599
19283	American Standard Insurance Company Of Wisconsin	6000 American Parkway	Madison	Wisconsin	53783	608-249-2111
19704	American States Insurance Company	175 Berkeley Street	Boston	Massachusetts	02116	617-357-9500
19712	American States Insurance Company Of Texas	175 Berkeley Street	Boston	Massachusetts	02116	617-357-9500
37214	American States Preferred Insurance Company	175 Berkeley Street	Boston	Massachusetts	02116	617-357-9500
40800	American Sterling Insurance Company	28202 Cabot Rd Ste 640	Laguna Niguel	California	92677-1260	949-545-6408
19623	American Summit Insurance Company	Po Box 2650	Waco	Texas	76702-2650	254-399-0626
31380	American Surety Company	3905 Vincennes Road	Indianapolis	Indiana	46268	317-875-8700
40142	American Zurich Insurance Company	1400 American Lane	Schaumburg	Illinois	60196-1056	847-413-5048
27898	Americas Insurance Company	400 Poydras St Ste 2000	New Orleans	Louisiana	70130	504-528-9555
30872	Amerin Guaranty Corporation	1601 Market St	Philadelphia	Pennsylvania	19103	215-231-1225
12504	Ameriprise Insurance Company	3900 Packerland Dr	De Pere	Wisconsin	54115	920-330-5100
19488	Amerisure Insurance Company	Po Box 2060	Farmington Hills	Michigan	48333-2060	248-615-9000
23396	Amerisure Mutual Insurance Company	Po Box 2060	Farmington Hills	Michigan	48333-2060	248-615-9000
11050	Amerisure Partners Insurance Company	26777 Halsted Rd	Farmington Hills	Michigan	48321-3586	248-615-9000
10665	Ameritrust Insurance Corporation	26255 American Drive	Southfield	Michigan	48034	248-358-1100
27928	Amex Assurance Company	Mc 180219 19640 N 31st Ave	Phoenix	Arizona	85027	623-492-3110
42390	Amguard Insurance Company	16 S River St	Wilkes-Barre	Pennsylvania	18703	570-825-9900
19976	Amica Mutual Insurance Company	Po Box 6008	Providence	Rhode Island	02940-6008	800-652-6422
15954	Amtrust Insurance Company Of Kansas Inc	12790 Merit Dr T7/F1 13	Dallas	Texas	75251	214-360-8000
10984	Ansur America Insurance Company	One Mutual Ave	Frankenmuth	Michigan	48787-0001	989-652-6121
28207	Anthem Insurance Companies Inc	120 Monument Circle	Indianapolis	Indiana	46204-4902	317-488-6000
34738	Arag Insurance Company	400 Locust St Ste 480	Des Moines	Iowa	50309	515-246-1200
30830	Arch Indemnity Insurance Company	300 Plaza Three	Jersey City	New Jersey	07311-1107	201-743-4000
11150	Arch Insurance Company	300 Plaza Three	Jersey City	New Jersey	07311-1107	201-743-4000
10348	Arch Reinsurance Company	360 Mt Kemble Avenue	Morristown	New Jersey	07962-1988	973-898-9575
19860	Argonaut Great Central Insurance Co	3625 N Sheridan Road	Peoria	Illinois	61604-1434	309-688-8571
19801	Argonaut Insurance Company	10101 Reunion Place Ste 500	San Antonio	Texas	78216	800-470-7958
19828	Argonaut Midwest Insurance Company	10101 Reunion Place Ste 500	San Antonio	Texas	78216	800-470-7958
41459	Armed Forces Insurance Exchange	550 Eisenhower Rd	Leavenworth	Kansas	66048	913-727-5500
24678	Arrowood Indemnity Company	3600 Arco Corp Dr	Charlotte	North Carolina	28273	704-522-2000
10194	Artisan And Truckers Casualty Company	6300 Wilson Mills Rd	Mayfield Village	Ohio	44143	440-395-4460
21865	Associated Indemnity Corporation	777 San Marin Dr	Novato	California	94998	415-899-2000
19305	Assurance Company Of America	1400 American Ln Tower 1 19th Fl	Schaumburg	Illinois	60196-1056	847-413-5048
11558	Assuranceamerica Insurance Company	5500 Interstate N Parkway #600	Atlanta	Georgia	30328	770-952-0200
30180	Assured Guaranty Corp	31 West 52nd Street	New York	New York	10019	212-974-0100
41769	Athena Assurance Company	Corporate Tax 6pb	Hartford	Connecticut	06183-1190	651-310-7911
20931	Atlanta International Insurance Co	3024 Harney Street	Omaha	Nebraska	68131	718-803-7878
27154	Atlantic Specialty Insurance Company	One Beacon St/Lee W Erickson	Canton	Massachusetts	02021	781-332-7000
25422	Atradius Trade Credit Insurance Inc	230 Schilling Circle Ste 240	Hunt Valley	Maryland	21031-8643	410-568-3862
13412	Austin Mutual Insurance Company	Po Box 1420	Maple Grove	Minnesota	55311	763-657-8600
27235	Auto Club Family Insurance Company	12901 North Forty Dr	St Louis	Missouri	63141	314-523-7350
18988	Auto Owners Insurance Company	Po Box 30660	Lansing	Michigan	48909-8160	517-323-1200
15512	Automobile Club Inter-Insurance Exchange	12901 North Forty Drive	St Louis	Missouri	63141	314-523-7350
19062	Automobile Ins Co Of Hartford Ct	One Tower Square	Hartford	Connecticut	06183	860-277-0111
10367	Avemco Insurance Company	411 Aviation Way	Frederick	Maryland	21701-4799	713-462-1000
10792	Avomark Insurance Company	175 Berkeley Street	Boston	Massachusetts	02116	617-357-9500
29530	Axa Art Insurance Corporation	3 West 35th St 11th Fl	New York	New York	10001	212-415-8421
33022	Axa Insurance Company	17 State St 36th Fl	New York	New York	10004	212-493-9300
16187	Axa Re Property And Casualty Insurance Company	17 State St	New York	New York	10004-1501	212-493-9300
37273	Axis Insurance Company	11680 Great Oaks Way St 500	Alpharetta	Georgia	30022	678-746-9400
20370	Axis Reinsurance Company	11680 Great Oaks Way	Alpharetta	Georgia	30022	212-500-7600
24813	Balboa Insurance Company	Po Box 19702	Irvine	California	92623-9702	949-222-8000
18538	Bancinsure Inc	Po Box 26104	Oklahoma City	Oklahoma	73126	405-290-5678
33162	Bankers Insurance Company	11101 Roosevelt Blvd N	St Petersburg	Florida	33716	727-823-4000
20591	Bankers Standard Fire & Marine Co	Po Box 1000	Philadelphia	Pennsylvania	19106	215-640-5259
18279	Bankers Standard Insurance Company	Po Box 1000	Philadelphia	Pennsylvania	19106	215-640-5259
29513	Bar Plan Mutual Insurance Company The	1717 Hidden Creek Court	St Louis	Missouri	63131	314-965-3333

PROPERTY & CASUALTY COMPANIES MAIL ADDRESSES AND TELEPHONE NUMBERS

NAIC CODE	COMPANY NAME	MAIL ADDRESS	CITY	STATE	ZIP	TELEPHONE
10966	Bar Plan Surety And Fidelity Company, The	1717 Hidden Crk Ct	Town And Country	Missouri	63131	314-965-3333
38245	Bcs Insurance Company	2 Mid Ameri Ca Plaza Suite 200	Oakbrook Terrace	Illinois	60181-4712	630-472-7700
37540	Beazley Insurance Company Inc	30 Batterson Park Road	Farmington	Connecticut	06032	860-677-3700
41394	Benchmark Insurance Company	775 Prairie Center Dr Ste 420	Eden Prairie	Minnesota	55344	952-974-2200
32603	Berkley Insurance Company	475 Steamboat Rd	Greenwich	Connecticut	06830	203-542-3800
38911	Berkley National Insurance Company	122 W Carpener Freeway Ste 350	Irving	Texas	75039	972-719-2400
29580	Berkley Regional Insurance Company	Attn: Financial Reporting-Loree Robinson	Des Moines	Iowa	50306-1594	515-473-3137
13070	Berkshire Hathaway Assurance Corporation	3024 Harney St	Omaha	Nebraska	68131	402-916-3000
20095	Bituminous Casualty Corporation	320 18th St	Rock Island	Illinois	61201-8744	309-786-5401
20109	Bituminous Fire And Marine Ins Co	320 18th St	Rock Island	Illinois	61201-8744	309-732-0409
12311	Bloomington Compensation Insurance Company	8500 Normandale Ake Blvd Ste 1400	Bloomington	Minnesota	55437	952-893-0403
24503	Blue Ridge Insurance Company	One General Dr	Sun Prairie	Wisconsin	53596	608-837-4440
27081	Bond Safeguard Insurance Company	900 S Frontage Rd Suite 250	Woodridge	Illinois	60517-4092	502-253-6500
19658	Bristol West Insurance Company	5990 West Creek Road	Independence	Ohio	44131-2190	950-374-5200
13528	Brotherhood Mutual Insurance Co	P O Box 2227	Fort Wayne	Indiana	46801	260-482-8668
27464	California Casualty & Fire Insurance Company	Po Box M	San Mateo	California	94402-0080	650-574-4000
35955	California Casualty General Insurance Company Of O	Po Box M	San Mateo	California	94402-0080	503-892-3932
20117	California Casualty Indemnity Exchange	Po Box M	San Mateo	California	94402-0080	650-574-4000
20125	California Casualty Insurance Company	Po Box M	San Mateo	California	94402-0080	650-574-4000
38865	California Insurance Company	10805 Old Mill Road	Omaha	Nebraska	68154	402-827-3424
21946	Camden Fire Insurance Association The	One Beacon Street/Lee W Erickson	Canton	Massachu:	02021	781-332-7000
15725	Cameron Mutual Insurance Company	214 E Mcelwain	Cameron	Missouri	64429-1350	816-632-6511
42498	Cameron National Insurance Company	214 E Mcelwain Dr	Cameron	Missouri	64429	816-632-6511
36340	Camico Mutual Insurance Company	1235 Radio Rd	Redwood City	California	94065-1217	650-802-2500
10644	Canal Insurance Company	P O Box 7	Greenville	South Car:	29602-0007	864-242-5365
30589	Capital City Insurance Company Inc	Po Box 212157	Columbia	South Car:	29221	248-359-9949
20877	Capital Markets Assurance Corporation	113 King Street	Armonk	New York	10504	914-273-4545
10472	Capitol Indemnity Corporation	Po Box 5900	Madison	Wisconsin	53705-0900	608-829-4200
21075	Cardif Property And Casualty Insurance Company	Po Box 77-0250	Miami	Florida	33177	305-234-1771
10510	Carolina Casualty Insurance Company	Po Box 2575	Jacksonville	Florida	32203-2575	904-363-0900
40134	Castlepoint National Insurance Company	222 South Riverside Plaza	Chicago	Illinois	60606	312-277-1600
11255	Caterpillar Insurance Company	Po Box 340001	Nashville	Tennessee	37203-0001	615-341-8147
19518	Catlin Insurance Company Inc	3340 Peachtree Rd Ne Ste 2950	Atlanta	Georgia	30326	404-443-5273
11499	Censtat Casualty Company	Po Box 642180	Omaha	Nebraska	68164-8100	402-397-1111
34274	Central States Indemnity Company Of Omaha	Po Box 34350	Omaha	Nebraska	68134-0350	402-997-8000
34649	Centre Insurance Company	One Liberty Plaza	New York	New York	10006-1404	212-859-2640
42765	Centurion Casualty Company	800 Walnut St	Des Moines	Iowa	50309-3636	515-557-7271
26905	Century-National Insurance Company	Po Box 3999	North Hollywood	California	91609	818-760-0880
37524	Charter Indemnity Company	Po Box 223687	Dallas	Texas	75222-3687	972-690-5500
25615	Charter Oak Fire Insurance Co The	One Tower Square	Hartford	Connecticut	06183-9070	860-277-0111
40258	Chartis Casualty Company	175 Water St 18th Fl	New York	New York	10038	212-770-7000
19402	Chartis Property Casualty Company	175 Water Street 18th Fl	New York	New York	10038	212-770-7000
10642	Cherokee Insurance Company	34200 Mound Rd	Sterling Heights	Michigan	48310	800-201-0450
22810	Chicago Insurance Company	777 San Marin Dr	Novato	California	94998	312-346-6400
50229	Chicago Title Insurance Company	601 Riverside Ave	Jacksonville	Florida	32204	904-854-8100
10499	Chrysler Insurance Company	27777 Inkster Rd Cims#405-26-10	Farmington Hills	Michigan	48334-5326	800-782-9164
12777	Chubb Indemnity Insurance Company	15 Mountain View Rd	Warren	New Jersey	07061-1615	908-903-2000
10052	Chubb National Insurance Company	15 Mountain View Rd	Warren	New Jersey	07059	317-321-6000
10669	Church Insurance Co The	445 Fifth Ave	New York	New York	10016	212-592-6331
18767	Church Mutual Insurance Company	Po Box 357	Merrill	Wisconsin	54452-0357	715-539-4808
22004	Cim Insurance Corporation	500 West 5th Street	Winston-Salem	North Caro	27102-3199	248-263-6900
28665	Cincinnati Casualty Company The	Po Box 145496	Cincinnati	Ohio	45250-5496	513-603-5187
23280	Cincinnati Indemnity Company Inc	Po Box 145496	Cincinnati	Ohio	45250-5496	513-870-2000
10677	Cincinnati Insurance Company The	Po Box 145496	Cincinnati	Ohio	45214-5496	513-870-2646
11665	Citizens Insurance Company	Po Box 436149	Louisville	Kentucky	40253-6149	502-244-2420
31534	Citizens Insurance Company Of America	440 Lincoln Street	Worcester	Massachu:	01653	517-546-2160
10315	Civic Property & Casualty Co	Po Box 2478	Los Angeles	California	90051-2478	323-932-3441
20532	Clarendon National Insurance Company	466 Lexington Ave Ste 1900	New York	New York	10017	212-790-9715
25070	Clearwater Insurance Company	300 First Stamford Plc	Stamford	Connecticut	06902	203-977-8082
33480	Clermont Insurance Company	1255 Caldwell Road	Cherry Hill	New Jersey	08034	201-342-4211
29114	Cmg Mortgage Assurance Company	5910 Mineral Pt Rd	Madison	Wisconsin	53705	800-937-2644
40266	Cmg Mortgage Insurance Company	5910 Mineral Point Rd	Madison	Wisconsin	53701-0391	800-937-2644
30112	Cni/Insurance America Inc	Po Box 6097	Macon	Georgia	31208-6097	478-477-0400
31887	Coface North America Insurance Company	575 Boylston Street 6th Floor	Boston	Massachu:	02116	609-469-0469
34347	Colonial American Casualty And Surety C	1400 Amer Ln Tw 1 19th Fl	Schaumburg	Illinois	60196	847-413-5048
10758	Colonial Surety Company	50 Chestnut Ridge Rd	Montvale	New Jersey	07645	201-573-8788
36927	Colony Speciality Insurance Company	Po Box 85122	Richmond	Virginia	23285-5122	804-560-4116
41785	Colorado Casualty Insurance Company	175 Berkeley St Mail Stop 03b	Boston	Massachu:	02117	617-357-9500
27812	Columbia Insurance Company	3024 Harney St	Omaha	Nebraska	68131-3580	402-916-3000
40371	Columbia Mutual Insurance Company	Po Box 618	Columbia	Missouri	65205-0618	573-474-6193
19640	Columbia National Insurance Company	Po Box 618	Columbia	Missouri	65205	573-474-6193
19410	Commerce And Industry Insurance Co	175 Water Street 18th Fl	New York	New York	10038	212-770-7000
50026	Commerce Title Insurance Company	Po Box 199000	Dallas	Texas	75219	214-981-5000
32280	Commercial Casualty Insurance Company	3024 Harney Street	Omaha	Nebraska	68131	203-564-5263
10220	Commonwealth Insurance Company Of America	Po Box 34069	Seattle	Washington	98124	206-382-6670
50083	Commonwealth Land Title Insurance Company	5600 Cox Rd	Glen Allen	Virginia	23060	904-854-8100
10794	Companion Commercial Insurance Company	Po Box 100165	Columbia	South Car:	29202	803-735-0672
12157	Companion Property And Casualty Insurance Company	Po Box 100165	Columbia	South Car:	29202	803-735-0672
34711	Computer Insurance Company	10 Weybosset St, Ste 502	Providence	Rhode Isla	02903-2818	401-431-2920
32190	Constitution Insurance Company	Po Box 8424	Omaha	Nebraska	68108-0424	402-330-6800
10204	Consumers Insurance Usa Inc	Po Box 12269	Murfreesboro	Tennessee	37129	615-896-6133
20443	Continental Casualty Company	333 S Wabash 28fl	Chicago	Illinois	60604	312-822-5000
28258	Continental Indemnity Company	10805 Old Mill Road	Omaha	Nebraska	68154	402-827-3424

PROPERTY & CASUALTY COMPANIES MAIL ADDRESSES AND TELEPHONE NUMBERS

NAIC CODE	COMPANY NAME	MAIL ADDRESS	CITY	STATE	ZIP	TELEPHONE
35289	Continental Insurance Company The	333 S Wabash 28th Fl	Chicago	Illinois	60604	312-822-5000
10804	Continental Western Insurance Company	Attn: Financial Reporting-Loree Robino	Des Moines	Iowa	50306-1594	515-473-3137
37206	Contractors Bonding & Insurance Company	Po Box 9271	Seattle	Washington	98109-0271	206-628-7200
16411	Cooperative Mutual Insurance Company	3905 S 148th St Ste 100	Omaha	Nebraska	16411	402-408-2177
10783	Cornerstone National Insurance Company	Po Box 6040	Columbia	Missouri	65205-6040	573-817-2481
20044	Cornhusker Casualty Company	9290 West Dodge Road Suite 300	Omaha	Nebraska	68114	402-393-7255
20982	Country Casualty Insurance Company	Po Box 2020	Bloomington	Illinois	61702-2020	309-821-3000
20990	Country Mutual Insurance Company	P O Box 2100	Bloomington	Illinois	61701	309-821-3000
21008	Country Preferred Insurance Company	1701 Towanda Avenue	Bloomington	Illinois	61701	309-821-3000
10022	Countryway Insurance Company	Po Box 4851	Syracuse	New York	13221-4851	315-634-5200
26492	Courtesy Insurance Company	190 Nw 12th Ave	Deerfield Beach	Florida	33442	954-429-2103
30082	Cpa Insurance Company	Po Box 250010	W Bloomfield	Michigan	48325-0010	248-539-1675
29033	Cranbrook Insurance Company	30833 Northwestern Hwy Ste 220	Farmington Hills	Michigan	48334	248-538-4530
31348	Crum & Forster Indemnity Company	305 Madison Ave	Morristown	New Jersey	07960	973-490-6929
10847	Cumis Insurance Society Inc	P O Box 1084	Madison	Wisconsin	53701-1084	608-238-5851
21164	Dairyland Insurance Company	1800 North Point Dr	Stevens Point	Wisconsin	54481	715-346-6000
50020	Dakota Homestead Title Insurance Company	315 South Phillips Ave	Sioux Falls	South Dak	57104	605-336-0388
34924	Dakota Truck Underwriters	Po Box 89310	Sioux Falls	South Dak	57109-9310	605-361-4142
32271	Dallas National Insurance Company	14160 Dallas Pkwy Ste 500	Dallas	Texas	75254	800-533-0457
16624	Darwin National Assurance Company	9 Farm Springs Road	Farmington	Connecticut	06032-2571	860-284-1300
16705	Dealers Assurance Company	3518 Riverside Drive	Upper Arlington	Ohio	43221-0185	800-282-8913
37907	Deerbrook Insurance Company	3075 Sanders Rd #h1a	Northbrook	Illinois	60062	847-402-5000
37184	Deerfield Insurance Company	Ten Prkwy N	Deerfield	Illinois	60015	847-572-6000
35408	Delos Insurance Company	120 W 45th St 36th Fl	New York	New York	10036	212-702-3700
18813	Dentists Benefits Insurance Company	10505 Se 17th Ave	Milwaukie	Oregon	97222	503-228-6554
40975	Dentists Insurance Company The	Po Box 1582	Sacramento	California	95812	916-554-5307
42587	Depositors Insurance Company	1 Nationwide Plz Dspf-76	Columbus	Ohio	43215	614-249-1545
12718	Developers Surety And Indemnity Company	17780 Fitch #200	Irvine	California	92614	949-263-3310
10659	Diamond Insurance Company	1051 Perimeter Drive Suite 620	Schaumburg	Illinois	60173-5833	847-230-1331
42048	Diamond State Insurance Company	3 Bala Plz E Ste 300	Bala Cynwyd	Pennsylvania	19004	610-664-1500
42781	Direct General Insurance Company	1281 Murfreesboro Rd	Nashville	Tennessee	37217	615-399-4700
23736	Direct National Insurance Company	1281 Murfreesboro Rd	Nashville	Tennessee	37214	615-399-4700
36463	Discover Property And Casualty Insurance Company	One Tower Square	Hartford	Connecticut	06183	651-310-7911
34495	Doctors Company An Interins Exchange	185 Greenwood Road	Napa	California	94558	707-226-0100
33499	Doranco Reinsurance Company	1320 Waldo Ave Ste 200	Midland	Michigan	48640	989-636-0047
19011	Drivers Insurance Company	3039 Premiere Pkwy Ste 100	Duluth	Georgia	30097	678-474-9004
13019	Eastern Advantage Assurance Company	Po Box 83777	Lancaster	Pennsylvania	17603	717-396-7095
10724	Eastern Alliance Insurance Company	25 Race Ave	Lancaster	Pennsylvania	17603	717-396-7095
14702	Eastguard Insurance Company	16 S River St	Wilkes-Barre	Pennsylvania	18703	570-825-9900
22926	Economy Fire & Casualty Company	Po Box 350	Warick	Rhode Isla	02887	800-638-4208
38067	Economy Preferred Insurance Company	Po Box 350	Warick	Rhode Isla	02887	800-638-4208
40649	Economy Premier Assurance Company	Po Box 350	Warwick	Rhode Isla	02887	800-638-4208
12161	Electric Insurance Company	75 Sam Fonzo Dr	Beverly	Massachusetts	01915	978-921-2080
25186	Emc Property & Casualty Company	Po Box 712	Des Moines	Iowa	50303-0712	515-280-2511
21407	Emcasco Insurance Company	P O Box 712	Des Moines	Iowa	50303-0712	515-280-2511
21326	Empire Fire And Marine Insurance Co	1400 American Lane	Schaumburg	Illinois	60196-1065	847-413-5048
25402	Employers Assurance Company	Po Box 88806	N. Palm Beach	Florida	33408-8806	561-840-7171
20648	Employers Fire Insurance Company	One Beacon Street/Lee W Erickson	Canton	Massachusetts	02021	781-332-7000
21458	Employers Insurance Company Of Wausau	175 Berkley St Mail	Boston	Massachusetts	02117	617-357-9500
21415	Employers Mutual Casualty Company	Po Box 712	Des Moines	Iowa	50303-0712	515-280-2511
10346	Employers Preferred Insurance Company	Po Box 88806	North Palm Beach	Florida	33408-8806	561-840-7171
32005	Employers Security Insurance Company	Po Box 8099	Indianapolis	Indiana	46280-0099	180-084-7099
15130	Encompass Indemnity Company	3075 Sanders Rd Ste H1a	Northbrook	Illinois	60062-7127	847-402-5000
10071	Encompass Insurance Company Of America	3075 Sanders Rd #h1a	Northbrook	Illinois	60062	847-402-5000
10641	Endurance American Insurance Company	767 Third Ave 5th Fl	New York	New York	10017	914-468-8000
11551	Endurance Reinsurance Corporation Of America	333 Westchester Ave	White Plains	New York	10604	914-468-8000
43630	Endurance Risk Solutions Assurance Co	1209 Orange St	Wilmington	Delaware	19801	914-468-8000
51632	Entitle Insurance Company	4600 Rockside Road	Independence	Ohio	44131	216-524-3400
28746	Equity Insurance Company	Po Box 8036	Waco	Texas	76714-8036	254-776-4521
13634	Essent Guaranty Inc	201 King Prussia Road	Radnor	Pennsylvania	19087	610-230-0555
37915	Essentia Insurance Company	One Beacon Street/Lee W Erickson	Canton	Massachusetts	02021	781-332-7000
25712	Esurance Insurance Company	650 Davis Street	San Francisco	California	94111-1904	415-875-4500
21741	Esurance Insurance Company Of New Jersey	650 Davis Street	San Francisco	California	94111-1904	415-875-4500
30210	Esurance Property & Casualty Insurance Company	650 Davis Street	San Francisco	California	94111-1904	415-875-4500
20516	Euler Hermes American Credit Indemnity Company	800 Red Brook Blvd	Owings Mills	Maryland	21117	410-753-0718
10120	Everest National Insurance Company	477 Martinsville Rd	Liberty Corner	New Jersey	07938-0830	908-604-4034
26921	Everest Reinsurance Company	477 Martinsville Rd	Liberty Corner	New Jersey	07938-0830	908-604-4034
12750	Evergreen National Indemnity Company	6140 Parkland Blvd Ste 321	Mayfield Heights	Ohio	44124	440-229-3403
24961	Everspan Financial Guarantee Corp	1 State St Plz 15th Fl	New York	New York	10004-1505	212-668-0340
10318	Exact Property & Casualty	13950 Ramona Ave	Chino	California	91710	323-932-3441
10003	Excess Share Insurance Corporation	5656 Frantz Road	Dublin	Ohio	43017-3519	614-764-1900
35181	Executive Risk Indemnity Inc	15 Mountain View Road	Warren	New Jersey	07061	908-903-2000
21482	Factory Mutual Insurance Company	Po Box 7500	Johnston	Rhode Isla	02919-0500	401-275-3000
44784	Fairfield Insurance Company	120 Long Ridge Road	Stamford	Connecticut	06902	203-328-5000
18864	Fairmont Insurance Company	250 Commercial St Ste 5000	Manchester	New Hamp	03101	603-656-2233
25518	Fairmont Premier Insurance Company	250 Commercial St Ste 5000	Manchester	New Hamp	03101	603-656-2233
24384	Fairmont Specialty Insurance Company	250 Commercial St Ste 5000	Manchester	New Hamp	03101	603-656-2233
12345	Farm Bureau New Horizons Insurance Company Of Miss	Po Box 658	Jefferson City	Missouri	65109-4515	573-893-1400
13773	Farm Bureau Property & Casualty Insurance Company	5400 University Ave Attn Legal/lldc	W Des Moines	Iowa	50265-5997	515-225-5400
26859	Farm Bureau Town & Country Ins Co Of Mo	Po Box 658	Jefferson City	Missouri	65102-0658	573-893-1400
13803	Farm Family Casualty Insurance Company	Po Box 344 656	Albany	New York	12201-0656	518-431-5245
19194	Farmers Alliance Mutual Insurance Company	Po Box 1401	Mcperson	Kansas	67460-2846	620-241-2200
21628	Farmers Insurance Company Inc	17000 W 19th St	Olathe	Kansas	66061	913-564-0401

PROPERTY & CASUALTY COMPANIES MAIL ADDRESSES AND TELEPHONE NUMBERS

NAIC CODE	COMPANY NAME	MAIL ADDRESS	CITY	STATE	ZIP	TELEPHONE
21652	Farmers Insurance Exchange	Po Box 2478 Terminal Annx	Los Angeles	California	90051	323-932-3441
13897	Farmers Mutual Hail Insurance Company Of Iowa	6785 Westown Pkwy	West Des Moines	Iowa	50266-7732	515-282-9104
16381	Farmers Union Cooperative Insurance Company	6785 Westown Parkway	Des Moines	Iowa	50266	515-282-9104
41483	Farmington Casualty Company	One Tower Square	Hartford	Connecticut	06183	860-277-0111
13838	Farmland Mutual Insurance Company	1 Nationwide Plz Dspf-76	Columbus	Ohio	43215	614-249-1545
10178	Fcci Insurance Company	6300 University Prkwy	Sarasota	Florida	34240-8424	800-226-3224
20281	Federal Insurance Company	15 Mountain View Rd	Warren	New Jerse	07059	317-321-6000
13935	Federated Mutual Insurance Company	121 E Park Square	Owatonna	Minnesota	55060-3046	507-455-5200
11118	Federated Rural Electric Insurance Exchange	Po Box 15147	Lenexa	Kansas	66215	913-541-0150
28304	Federated Service Insurance Company	Po Box 328	Owatonna	Minnesota	55060-0328	507-455-5200
43460	Ffg Insurance Company	3333 Lee Parkway Ste 200	Dallas	Texas	75219	214-559-1000
25879	Fidelity & Guaranty Insurance Underwriters	One Tower Square	Hartford	Connecticut	06183-1190	651-310-7911
39306	Fidelity And Deposit Company Maryland	1400 American Ln T1 19th Fl	Schaumburg	Illinois	60196	847-413-5048
35386	Fidelity And Guaranty Insurance Company	One Tower Square	Hartford	Connecticut	06183-1190	651-310-7911
25180	Fidelity National Insurance Company	4905 Belfort Rd Suite 110	Jacksonville	Florida	32256	800-849-6140
16578	Fidelity National Property And Casualty Insurance	601 Riverside Ave Bldg V 2nd Fl	Jacksonville	Florida	32204	800-849-6140
51586	Fidelity National Title Insurance Co	601 Riverside Ave	Jacksonville	Florida	32204	805-696-7000
12815	Financial Guaranty Insurance Company	125 Park Ave	New York	New York	10017	212-312-2716
19852	Financial Indemnity Company	Po Box 223687	Dallas	Texas	75222-3687	972-690-5500
31453	Financial Pacific Insurance Company	Po Box 292220	Sacramento	California	95829-2220	916-630-5000
18287	Financial Security Assurance Inc	31 West 52nd Street	New York	New York	10019	212-339-3492
21660	Fire Insurance Exchange	Po Box 2478 Terminal Annx	Los Angeles	California	90051-2478	323-932-3441
21873	Firemans Fund Insurance Company	777 San Marin Drive	Novato	California	94998-0001	415-899-2000
21784	Firemens Insurance Company Of Washington Dc	4820 Lake Brook Dr Ste 300	Glen Alen	Virginia	23060	804-285-2700
10336	First Acceptance Insurance Company Inc	Po Box 23410	Nashville	Tennessee	37202	615-327-4888
37710	First American Property & Casualty Insurance Compa	Po Box 1679	Santa Ana	California	92702-1679	714-560-7858
50814	First American Title Insurance Company	2 American Way	Santa Ana	California	92707	714-250-3372
29980	First Colonial Insurance Company	1776 American Heritage Life Drive	Jacksonville	Florida	62224	904-992-2985
10351	First Dakota Indemnity Company	Po Box 89310	Sioux Falls	South Dak	57109-9310	605-361-4142
11177	First Financial Insurance Company	238 International Rd	Burlingtoh	North Caro	27215	336-586-2500
10676	First Guard Insurance Company	200 Nokomis Ave S 4th Fl	Venice	Florida	34285	800-521-4287
33588	First Liberty Insurance Corp The	175 Berkeley St Mail Stop 03b	Boston	Massachus	02117	617-357-9500
42722	First Marine Insurance Company	Po Box 5323	Cincinnati	Ohio	45201-5323	800-543-2644
24724	First National Insurance Company Of America	175 Berkeley Street	Boston	Massachus	02116	617-357-9500
10859	First Nonprofit Insurance Company	111 N Canal St #801	Chicago	Illinois	60606	312-627-7726
33383	First Professionals Insurance Company Inc	Po 44033	Jacksonville	Florida	32231-4033	904-360-3297
28519	First Sealord Surety Inc	789 E Lancaster Ave	Villanova	Pennsylva	19085	610-664-2324
34916	First Specialty Insurance Corporation	5200 Metcalf # Opn111	Overland Park	Kansas	66202-1265	913-676-6723
27626	Firstcomp Insurance Company	222 S 15th St #1200	Omaha	Nebraska	68102	402-926-0099
13978	Florists Mutual Insurance Company	#1 Horticultural Lane	Edwardsville	Illinois	62025	618-655-1804
11185	Foremost Insurance Company	Po Box 2450 L/C 1415	Grand Rapids	Michigan	49501-2450	616-956-8476
11800	Foremost Property And Casualty Insurance Company	Po Box 2450 - L/C 1415	Grand Rapids	Michigan	49501-2450	616-956-8476
41513	Foremost Signature Insurance Company	Po Box 2450 - L/C 1415	Grand Rapids	Michigan	49501-2450	616-956-8476
10801	Fortress Insurance Company	6133 N. River Rd Ste 650	Rosemont	Illinois	60018-5173	847-384-0062
10985	Fortuity Insurance Company	One Mutual Ave	Frankenmuth	Michigan	48787-0001	989-652-6121
14249	Founders Insurance Company	1645 E Birchwood Ave	Desplaines	Illinois	60018	847-768-0040
13986	Frankenmuth Mutual Insurance Company	One Mutual Ave	Frankenmuth	Michigan	48787-0001	989-652-6121
22209	Freedom Specialty Insurance Company	One West Nationwide Blvd Dspf-76	Columbus	Ohio	43215	614-249-1545
12361	Galen Insurance Company	6822 Delmar Blvd	St Louis	Missouri	63130	314-721-2366
21253	Garrison Property And Casualty Insurance Company	Po Box 690286	San Antonio	Texas	78269-0286	210-498-8000
28339	Gateway Insurance Company	1401 S Brentwood Blvd Ste 1000	St Louis	Missouri	63144	314-373-3333
41491	Geico Casualty Company	One Geico Plaza	Washington	District Of	20076-0001	301-986-2669
35882	Geico General Ins Co	One Geico Plaza	Washington	District Of	20076-0001	301-986-2669
22055	Geico Indemnity Company	One Geico Plaza	Washington	District Of	20076-0001	301-986-2669
24414	General Casualty Company Of Wisconsin	One General Drive	Sun Prairie	Wisconsin	53596	608-837-4440
18821	General Casualty Insurance Company	One General Drive	Sun Prairie	Wisconsin	53596	608-837-4440
30007	General Fidelity Insurance Company	200 S College Street	Charlotte	North Caro	28255	980-386-3640
24732	General Insurance Company Of America	175 Berkeley Street	Boston	Massachus	02116	617-357-9500
22039	General Reinsurance Corporation	Po Box 10350 Financial Ctr	Stamford	Connecticut	06904-2350	203-328-5000
39322	General Security National Insurance Company	199 Water St	New York	New York	10038	212-884-9087
11967	General Star National Ins Co	120 Long Ridge Road	Stamford	Connecticut	06902	203-328-5700
11231	Generali U S Branch	7 World Trade Center	New York	New York	10007	212-602-7600
38962	Genesis Insurance Company	120 Long Ridge Road	Stamford	Connecticut	06902	203-328-5000
37095	Genworth Financial Assurance Corporation	6601 Six Forks Road	Raleigh	North Caro	27615	919-846-4100
41432	Genworth Home Equity Insurance Corporation	6601 Six Forks Road	Raleigh	North Caro	27615	919-846-4100
38458	Genworth Mortgage Insurance Corporation	Po Box 177800	Raleigh	North Caro	27619	919-846-4100
16675	Genworth Mortgage Insurance Corporation Of North C	Po Box 177800	Raleigh	North Caro	27619-1800	919-846-4100
18759	Genworth Residential Mortgage Assurance Corporatio	8325 Six Forks Road	Raleigh	North Caro	27615	919-846-4100
29823	Genworth Residential Mortgage Insurance Corporatio	Po Box 177800	Raleigh	North Caro	27619	919-846-4100
10799	Geovera Insurance Company	4820 Business Center Dr Ste 200	Fairfield	California	94534-1900	800-785-2658
11282	Germantown Insurance Company	210 S Fourth St	Philadelphia	Pennsylvania	19106-3788	215-627-1752
11044	Gmac Insurance Company Online Inc	Po Box 3199	Winston Salem	North Caro	27102-3199	336-435-2000
22063	Government Employees Insurance Co	One Geico Plaza	Washington	District Of	20076-0001	301-986-2669
22098	Grain Dealers Mutual Insurance Co	Po Box 1747	Indianapolis	Indiana	46206-1747	317-388-4500
43265	Gramercy Insurance Company	5000 Quorum Drive	Dallas	Texas	75254	888-202-0422
10322	Grange Indemnity Insurance Company	Po Box 1218	Columbus	Ohio	43216-1218	614-445-2900
14060	Grange Mutual Casualty Company	Po Box 1218	Columbus	Ohio	43216-1218	614-445-2900
26310	Granite Re Inc	14001 Quailbrook Dr	Oklahoma City	Oklahoma	73134	405-752-2600
23809	Granite State Insurance Company	175 Water Street 18th Fl	New York	New York	10038	212-770-7000
10671	Gray Casualty & Surety Company The	Po Box 6202	Metairie	Louisiana	70009	504-888-7790
36307	Gray Insurance Company The	Po Box 6202	Metairie	Louisiana	70009-6202	504-888-7790
26832	Great American Alliance Insurance Company	Po Box 2575	Cincinnati	Ohio	45201-2575	513-369-5000
26344	Great American Assurance Company	580 Walnut St	Cincinnati	Ohio	45202	513-369-5000

PROPERTY & CASUALTY COMPANIES MAIL ADDRESSES AND TELEPHONE NUMBERS

NAIC CODE	COMPANY NAME	MAIL ADDRESS	CITY	STATE	ZIP	TELEPHONE
10646	Great American Contemporary Insurance Company	580 Walnut Street	Cincinnati	Ohio	45202-3180	513-369-5000
16691	Great American Insurance Company	580 Walnut Street 12th Floor	Cincinnati	Ohio	45202	513-369-5000
22136	Great American Insurance Company Of New York	580 Walnut St	Cincinnati	Ohio	45202	513-369-5000
31135	Great American Security Insurance Company	580 Walnut St Suite 825	Cincinnati	Ohio	45202	513-369-5000
33723	Great American Spirit Insurance Company	580 Walnut St	Cincinnati	Ohio	45202	513-369-5000
25224	Great Divide Insurance Company	7233 E Butherus Dr	Scottsdale	Arizona	85260	480-951-0905
18694	Great Midwest Insurance Company	800 Gessner Ste 600	Houston	Texas	77024	616-541-1500
20303	Great Northern Insurance Company	P O Box 1615	Warren	New Jerse	07061-1615	317-321-6000
26654	Great Northwest Insurance Company	400 Robert Street N St 1100	St Paul	Minnesota	55101	651-325-0060
11371	Great West Casualty Company	Po Box 277	S Sioux City	Nebraska	68776	402-494-2411
22187	Greater New York Mutual Ins Co	200 Madison Ave	New York	New York	10016	212-683-9700
22322	Greenwich Insurance Company	505 Eagleview Boulevard Suite 100	Exton	Pennsylva	19341-0636	203-964-5200
14117	Grinnell Mutual Reinsurance Company	4215 Hwy 146	Grinnell	Iowa	50112-0790	641-269-8000
16144	Grinnell Select Insurance Company	4215 Hwy 146	Grinnell	Iowa	50112-0792	641-269-8000
36650	Guarantee Company Of North America Usa The	25800 Northwestern Highway, Ste 720	Southfield	Michigan	48075-8410	248-281-0281
11398	Guarantee Insurance Company	401 East Las Olas Blvd Ste 1540	Fort Lauderdale	Florida	33180	954-670-2900
42331	Guideone America Insurance Company	1111 Ashworth Rd	W Des Moines	Iowa	50265-3536	515-267-5000
42803	Guideone Elite Insurance Company	1111 Ashworth Road	W Des Moines	Iowa	50265	515-267-5000
15032	Guideone Mutual Insurance Company	1111 Ashworth	W Des Moines	Iowa	50265-3538	515-267-5000
14559	Guideone Specialty Mutual Insurance Company	1111 Ashworth Road	West Des Moines	Iowa	50265-0600	515-267-5000
42811	Gulf Underwriters Insurance Company	One Tower Square	Hartford	Connecticut	06183	860-277-0111
34037	Hallmark Insurance Company	777 Main St Ste 1000	Fort Worth	Texas	76102	817-348-1600
36064	Hanover American Insurance Company The	440 Lincoln St	Worcester	Massachu:	01653	508-853-7200
22292	Hanover Insurance Company The	440 Lincoln Street	Worcester	Massachu:	01653	508-853-7200
10829	Harbor Point Reinsurance Us Inc	4 Essex Avenue	Bernardsville	New Jerse	07924	908-630-2700
21806	Harbor Specialty Insurance Company	466 Lexington Ave Ste 1900	New York	New York	10017	212-790-9715
26433	Harco National Insurance Company	2850 West Golf Road Suite 900	Rolling Meadows	Illinois	60008-4053	847-321-4800
23582	Harleysville Insurance Company	355 Maple Avenue	Harleysville	Pennsylva	19438-2297	215-256-5000
14516	Harleysville Lake States Insurance Company	355 Maple Avenue	Harleysville	Pennsylva	19438-2297	215-256-5000
14168	Harleysville Mutual Insurance Co	355 Maple Avenue	Harleysville	Pennsylva	19438-2297	215-256-5000
35696	Harleysville Preferred Insurance Company	355 Maple Ave	Harleysville	Pennsylva	19438-2297	215-256-5000
26182	Harleysville Worcester Insurance Company	355 Maple Ave	Harleysville	Pennsylva	19438-2297	215-256-5000
22357	Hartford Accident & Indemnity Co	Hartford Plz	Hartford	Connecticut	06115	860-547-5000
29424	Hartford Casualty Insurance Co	Hartford Plaza	Hartford	Connecticut	06115	860-547-5000
19682	Hartford Fire Insurance Company	One Hartford Plaza	Hartford	Connecticut	06155	860-547-5000
37478	Hartford Insurance Company Of Midwest The	Hartford Plaza	Hartford	Connecticut	06155	860-547-5000
11452	Hartford Steam Boiler Inspection & Ins	Po Box 5024	Hartford	Connecticut	06102-5024	860-722-1866
29890	Hartford Steam Boiler Inspection And Insurance Com	Po Box 0299	Hartford	Connecticut	06141-0299	860-722-5057
30104	Hartford Underwriters Insurance Company	One Hartford Plaza	Hartford	Connecticut	06115	860-547-5000
31550	Haulers Insurance Company Inc	Po Box 270	Columbia	Tennessee	38401-0270	931-381-5406
36919	Hawkeye Security Insurance Company	175 Berkeley St Mail Stop 03b	Boston	Massachu:	02117	617-357-9500
36781	Hcc Insurance Company	13403 Nw Frwy	Houston	Texas	77040	713-462-1000
41343	Hdi-Gerling America Insurance Company	150 W Wacker Dr 29th Fl	Chicago	Illinois	60606	312-456-6798
35904	Health Care Indemnity Inc	Po Box 555	Nashville	Tennessee	37203	615-344-5807
32077	Heritage Casualty Insurance Company	200 Martingale Rd	Schaumburg	Illinois	60173-2096	847-706-6805
39527	Heritage Indemnity Company	23 Pasteur	Irvine	California	92618	303-987-5500
35599	Highmark Casualty Insurance Company	120 Fifth Ave Ste P6504	Pittsburgh	Pennsylva	15222-3099	800-328-5433
10068	Hillstar Insurance Company	Po Box 830189	Birmingham	Alabama	35243	205-870-4000
10200	Hiscox Insurance Company Inc	Po Box 520	Geneva	Illinois	60134	630-232-2100
14206	Holyoke Mutual Insurance Company In Salem	Holyoke Square	Salem	Massachu:	01970-6506	309-821-3000
26638	Home-Owners Insurance Company	Po Box 30660	Lansing	Michigan	48909-8160	517-323-1200
20419	Homesite Indemnity Company	99 Bedford St	Boston	Massachu:	02111	617-832-1383
22578	Horace Mann Insurance Company	1 Horace Mann Plaza	Springfield	Illinois	62715-0001	217-789-2500
22756	Horace Mann Property & Casualty Insurance Company	#1 Horace Mann Plaza	Springfield	Illinois	62715	217-789-2500
10069	Housing Authority Property Insurance A Mutual Comp	189 Commerce Court	Chesire	Connecticut	06410	203-272-8220
11206	Housing Enterprise Insurance Company Inc	Po Box 189	Chesire	Connecticut	06410	203-272-8220
38849	Houston General Insurance Company	One Beacon Street B07-11/Lee Erickson	Canton	Massachu:	02021	781-332-7000
28657	Hsbc Insurance Company Of Delaware	200 Somerset Corp Blvd	Bridgewater	New Jerse	08807	201-386-7111
25054	Hudson Insurance Company	300 First Stamford Pl, 6th Fl	Stamford	Connecticut	06902	212-978-2876
29068	Ils Property Casualty Insurance Company	3500 Packerland Dr	Depere	Wisconsin	54115	920-330-5100
15571	Illinois Casualty Company A Mutual Insurance Comp	Po Box 5018	Rock Island	Illinois	61201	309-793-1700
23817	Illinois National Insurance Company	175 Water Street 18th Fl	New York	New York	10038	212-770-7000
11487	Imperial Casualty And Indemnity Company	8000 Warren Pkwy Ste 300	Frisko	Texas	75034	405-843-9909
44369	Imperial Fire And Casualty Insurance Company	Po Box 753	Opelousas	Louisiana	70571-0753	337-942-5691
14257	Imt Insurance Company (Mutual)	Po Box 1336	Des Moines	Iowa	50305-1336	515-327-2894
43575	Indemnity Insurance Company Of North America	Po Box 1000	Philadelphia	Pennsylva	19106	215-640-5259
26581	Independence American Insurance Company	485 Madison Ave 14 Fl	New York	New York	10022	212-355-4141
29831	Independent Mutual Fire Insurance Company	2 East Chase St Mail Stat #55	Baltimore	Maryland	21202	410-385-6990
14265	Indiana Lumbermens Mutual Insurance Company	Po Box 68600	Indianapolis	Indiana	46268-0600	800-428-1441
39497	Infinity Assurance Insurance Company	3700 Colonnade Pkwy 6th Fl	Birmingham	Alabama	35243	205-870-4000
11738	Infinity Auto Insurance Company	3700 Colonnade Pkwy 6th Fl	Birmingham	Alabama	35243	205-870-4000
21792	Infinity Casualty Insurance Company	3700 Colonnade Prkwy	Birmingham	Alabama	35243	205-870-4000
10061	Infinity Indemnity Insurance Company	3700 Colonnade Pkwy 6th Fl	Birmingham	Alabama	35243	205-870-4000
22268	Infinity Insurance Company	Po Box 830189	Birmingham	Alabama	35243	205-870-4000
37001	Infinity Premier Insurance Company	3700 Colonnade Parkway	Birmingham	Alabama	35243	205-870-4000
16802	Infinity Safeguard Insurance Company	3700 Colonnade Prkwy	Birmingham	Alabama	35243	205-870-4000
20260	Infinity Select Insurance Company	Po Box 830189	Birmingham	Alabama	35243	205-870-4000
31925	Infinity Specialty Insurance Company	3700 Colonnade Prkwy	Birmingham	Alabama	35243	205-870-4000
12599	Infinity Standard Insurance Company	Po Box 830189	Birmingham	Alabama	35283-0189	205-870-4000
23264	Inland Insurance Company	Po Box 80468	Lincoln	Nebraska	68501-0468	402-435-4302
38806	Insura Property And Casualty Insurance Company	150 Harvester Dr Ste 300	Barr Ridge	Illinois	60527-5965	972-728-6300
26700	Insurance Company Of Illinois	175 Berkeley Street	Boston	Massachu:	02116	617-357-9500
22713	Insurance Company Of North America	Po Box 1000	Philadelphia	Pennsylva	19106	215-640-5259

PROPERTY & CASUALTY COMPANIES MAIL ADDRESSES AND TELEPHONE NUMBERS

NAIC CODE	COMPANY NAME	MAIL ADDRESS	CITY	STATE	ZIP	TELEPHONE
19429	Insurance Company Of The State Of Pennsylvania	175 Water St 18th Fl	New York	New York	10038	212-770-7000
27847	Insurance Company Of The West	Po Box 85563	San Diego	California	92186-5563	858-350-2400
10922	Insuremax Insurance Company	Po Box 607	Newburgh	Indiana	47629-0607	812-858-4100
22780	Integon General Insurance Corporation	Po Box 3199 Gmac Ins	Winston-Salem	North Caro	27152-3199	336-435-2000
22772	Integon Indemnity Corporation	Po Box 3199 Gmac Ins	Winston Salem	North Caro	27102-3199	336-435-2000
29742	Integon National Insurance Company	Po Box 3199 Gmac Ins	Winston-Salem	North Caro	27102-3199	336-435-2000
10037	Interlex Insurance Company	909 E Republic Rd Bldg G Ste 100	Springfield	Missouri	65807	417-889-1010
33367	Intermed Insurance Company	909 E Republic Rd Bldg G Ste 100	Springfield	Missouri	65807	417-889-1010
11592	International Fidelity Insurance Company	One Newark Center 20th Fl	Newark	New Jerse	07102	973-624-7200
10749	Intrepid Insurance Company	36455 Corporate Dr	Farmington Hills	Michigan	48331	248-991-6627
50369	Investors Title Insurance Company	Po Drawer 2687	Chapel Hill	North Caro	27514	919-968-2200
14338	Iowa Mutual Insurance Company	Po Box 290	Dewitt	Iowa	52742-0290	563-659-3231
23647	Ironshore Indemnity Inc	One State Street Plaza 7th Floor	New York	New York	10004	646-826-6600
32921	Ismie Mutual Insurance Company	20 North Michigan Ave Ste 700	Chicago	Illinois	60602	312-782-2749
11630	Jefferson Insurance Company	36055 North Parham Road Mail Stop 100	Richmond	Virginia	23294	800-497-4602
14354	Jewelers Mutual Insurance Company	24 Jewelers Park Dr	Neenah	Wisconsin	54956-3702	920-521-2379
15962	Kansas Bankers Surety Company The	Po Box 1654	Topeka	Kansas	66601-1654	785-228-0000
34703	Kansas Medical Mutual Insurance Company	Po Box 2307	Topeka	Kansas	66612	785-232-2224
27138	Kemper Casualty Insurance Company	1 Kemper Drive F-3	Long Grove	Illinois	60049-0001	847-320-3127
10914	Kemper Independence Insurance Company	12926 Gran Bay Pkwy West	Jacksonville	Florida	32258	904-245-5600
12966	Key Insurance Company	8595 College Blve	Overland Park	Kansas	66210	913-663-5500
13073	Keystone Mutual Insurance Company	400 Chesterfield Ctr Ste 400	Chesterfield	Missouri	63017	636-537-7756
13722	Knightbrook Insurance Company	927 West Main Street	Valley View	Pennsylva	17983	215-864-3635
29750	Kodiak Insurance Company	1311 Mamaroneck Ave Ste 135	White Plains	New York	10605	212-655-2000
26077	Lancer Insurance Company	Po Box 9004	Long Beach	New York	11561-9004	516-431-4441
50024	Lawyers Title Insurance Corporation	5600 Cox Road	Glen Allen	Virginia	23060	904-854-8100
37940	Lexington National Insurance Corporation	200 East Lexington Street	Baltimore	Maryland	21202	410-625-0800
13307	Lexon Insurance Company	10002 Shelbyville Rd Ste 100	Louisville	Kentucky	40223	502-253-6500
42404	Liberty Insurance Corporation	175 Berkeley St Mail Stop 03b	Boston	Massachu:	02117	617-357-9500
19917	Liberty Insurance Underwriters Inc.	175 Berkeley St	Boston	Massachu:	02116-5066	212-208-8834
23035	Liberty Mutual Fire Insurance Company	175 Berkeley St Mail Stop 03b	Boston	Massachu:	02117	617-357-9500
23043	Liberty Mutual Insurance Company	175 Berkeley St Mail Stop 03b	Boston	Massachu:	02117	617-357-9500
11746	Liberty Personal Insurance Company	175 Berkeley St Mail Stop 03b	Boston	Massachu:	02117	617-357-9500
14400	Lititz Mutual Insurance Company	Po Box 900	Lititz	Pennsylva	17543-7007	717-626-4751
36447	Lm General Insurance Company	175 Berkley St Mail Stop 03b	Boston	Massachu:	02117	617-357-9500
33600	Lm Insurance Corporation	175 Berkeley St Mail Stop 03b	Boston	Massachu:	02117	617-357-9500
36439	Lm Personal Insurance Company	175 Berkley St Mail Stop 03b	Boston	Massachu:	02117	617-357-9500
32352	Lm Property And Casualty Insurance Company	175 Berkley St Mail Stop 03b	Boston	Massachu:	02117	617-357-9500
22977	Lumbermens Mutual Casualty Company	Kemper Center	Long Grove	Illinois	60049-0001	847-320-3127
23108	Lumbermens Underwriting Alliance	1905 Nw Corporate Blvd	Boca Raton	Florida	33431	561-994-1900
35769	Lyndon Property Insurance Company	14755 N Outer Forty Dr #400	St Louis	Missouri	63017	636-536-5695
10051	Lyndon Southern Insurance Company	Po Box 44130	Jacksonville	Florida	32202	904-350-9660
14443	Madison Mutual Insurance Company	Po Box 129	Edwardsville	Illinois	62025-0129	618-656-3410
11054	Maiden Reinsurance Company	6000 Midatlantic Dr	Mt Laurel	New Jerse	08054	856-359-2400
36897	Manufacturers Alliance Insurance Company	380 Sentry Prkwy	Blue Bell	Pennsylva	19422-0754	610-397-5109
28932	Markel American Insurance Company	Po Box 906	Pewaukee	Wisconsin	53072-0906	262-548-9880
38970	Markel Insurance Company	4600 Cox Rd	Glen Allen	Virginia	23060	847-572-6000
19356	Maryland Casualty Company	1400 Amrcn Ln Twr 1 19th Fl	Schaumburg	Illinois	60196-1056	847-413-5048
22306	Massachusetts Bay Insurance Company	440 Lincoln Street	Worcester	Massachu:	01653	508-853-7200
12196	Max America Insurance Company	9020 Stony Point Prkwy Ste 325	Richmond	Virginia	23235	804-287-6900
10784	Maxum Casualty Insurance Company	3655 North Point Pkwy Ste 500	Alpharetta	Georgia	30005	678-597-4500
12041	Mbia Insurance Corporation	113 King St	Armonk	New York	10504	914-273-4545
10686	Medical Liability Alliance	Po Box 1498	Jefferson City	Missouri	65102-1498	573-893-5300
11843	Medical Protective Company	5814 Reed Rd	Fort Wayne	Indiana	46835	260-485-9622
12754	Medicus Insurance Company	4807 Spicewood Springs Road	Austin	Texas	78759	512-467-2800
22241	Medmarc Casualty Insurance Company	Po Box 10809	Chantilly	Virginia	20153-0809	703-652-1300
21229	Memberselect Insurance Company	1 Auto Club Drive	Dearborn	Michigan	48126	313-336-9002
11030	Memic Indemnity Company	Po Box 11409/Tax Dept	Portland	Maine	04104	207-791-3300
22454	Mendakota Insurance Company	385 Washington St	St Paul	Minnesota	55102-1309	800-422-0794
33650	Mendota Insurance Company	2805 Dodd Rd Ste 300	Eagan	Minnesota	55121	800-422-0794
31968	Merastar Insurance Company	12926 Gran Bay Parkway West	Jacksonville	Florida	32258	423-296-7411
14494	Merchants Bonding Company (Mutual)	2100 Fleur Drive	Des Moines	Iowa	50321-1158	515-243-8171
10502	Meridian Citizens Mutual Insurance Company	Po Box 1980	Indianapolis	Indiana	46206-1980	614-464-5000
23353	Meridian Security Insurance Company	Po Box 1980	Indianapolis	Indiana	46206	614-464-5000
24821	Meritplan Insurance Company	Po Box 19702	Irvine	California	92623-9702	949-222-8000
40169	Metropolitan Casualty Insurance Company	Po Box 350	Warwick	Rhode Isla	02887	800-638-4208
25321	Metropolitan Direct Property And Casualty Insuranc	Po Box 350	Warwick	Rhode Isla	02887	800-638-4208
39950	Metropolitan General Insurance Company	700 Quaker Lane	Warwick	Rhode Isla	02886	800-638-4208
34339	Metropolitan Group Property & Casualty Insurance C	Po Box 350	Warwick	Rhode Isla	02887	800-638-4208
26298	Metropolitan Property & Casualty Insurance Company	Box 350	Warwick	Rhode Isla	02887	800-638-4208
27014	Mfs Mutual Insurance Company	365 W Burlington Ave	Burlington	Iowa	52601	800-752-0966
40150	Mga Insurance Company Inc	Po Box 199023	Dallas	Texas	75219-9023	972-629-4301
22594	Mgic Assurance Corporation	270 E Kilbourn Ave	Milwaukee	Wisconsin	53202	800-558-9900
10682	Mgic Credit Assurance Corporation	Po Box 756	Milwaukee	Wisconsin	53201-0756	800-558-9900
18740	Mgic Indemnity Corporation	Po Box 756	Milwaukee	Wisconsin	53201-0756	800-558-9900
38660	Mic General Insurance Corporation	Po Box 3199	Winston-Salem	North Caro	27102-3199	336-435-2000
38601	Mic Property And Casualty Insurance Corporation	500 West Fifth Street	Winston-Salem	North Caro	27102-3199	248-263-6900
14508	Michigan Millers Mutual Insurance Company	Po Box 30060	Lansing	Michigan	48909-7560	517-482-6211
21687	Mid Century Insurance Company	Po Box 2478 Terminal Annx	Los Angeles	California	90051-2478	323-932-3441
15380	Mid-Continent Assurance Company	1437 S Boulder Ste 200	Tulsa	Oklahoma	74119	918-587-7221
23418	Mid-Continent Casualty Company	Po Box 1409	Tulsa	Oklahoma	74101	918-587-7221
23434	Middlesex Insurance Company	1800 North Point Drive	Stevens Point	Wisconsin	54481	715-346-6000
13126	Midwest Builders' Casualty Mutual Company	1100 Walnut Ste 3010	Kansas City	Missouri	64106	816-474-7799

PROPERTY & CASUALTY COMPANIES MAIL ADDRESSES AND TELEPHONE NUMBERS

NAIC CODE	COMPANY NAME	MAIL ADDRESS	CITY	STATE	ZIP	TELEPHONE
23612	Midwest Employers Casualty Company	14755 N Outer Forty Dr Ste 300	Chesterfield	Missouri	63017	636-449-7000
23574	Midwest Family Mutual Insurance Company	Po Box 9425	Minneapolis	Minnesota	55440-9425	763-951-7000
10895	Midwest Insurance Company	300 S Bradfordton Rd	Springfield	Illinois	62711	217-726-6811
23515	Midwestern Indemnity Company The	175 Berkley St Mail Stop 03b	Boston	Massachu	02117	617-357-9500
40185	Millers Classified Insurance Company	111 E Fourth St Pob 9006	Alton	Illinois	62002-9006	618-463-3636
14583	Millers First Insurance Comany	Po Box 9006	Alton	Illinois	62002-9006	618-463-3636
26662	Milwaukee Casualty Insurance Co	12790 Merit Dr, T7/FI 13	Dallas	Texas	75265	214-360-8000
42234	Minnesota Lawyers Mutual Insurance Company	333 S 7th St Ste 2200	Minneapolis	Minnesota	55402	651-341-4530
11964	Missouri Doctors Mutual Insurance Company	Po Box 914	St Joseph	Missouri	64502	816-901-9950
10191	Missouri Employers Mutual Insurance Company	101 N Keene Street	Columbia	Missouri	65201	573-499-9714
27642	Missouri Hospital Plan	Po Box 1498	Jefferson City	Missouri	65102	573-893-5300
32654	Missouri Physicians Associates	101 S Hanley Rd Ste 1250	St Louis	Missouri	63105	314-727-4555
11582	Missouri Professionals Mutual	287 N Lindbergh Blvd	St Louis	Missouri	63141	314-587-8000
20362	Mitsui Sumitomo Insurance Company Of America	15 Independence Blvd	Warren	New Jersey	07059	908-604-2900
22551	Mitsui Sumitomo Insurance Usa Inc	Po Box 4602	Warren	New Jersey	07059-0602	908-604-2900
16942	Mmic Insurance Inc	7650 Edinborough Way Ste 400	Minneapolis	Minnesota	55435	952-838-6766
23655	Modern Service Insurance Company	Po Box 2100	Bloomington	Illinois	61702-2100	309-821-3000
32506	Monroe Guaranty Insurance Company	6300 University Pkwy	Sarasota	Florida	34240	800-226-3224
29858	Mortgage Guaranty Insurance Corporation	Po Box 756	Milwaukee	Wisconsin	53201-0756	800-558-9900
22012	Motors Insurance Corporation	300 Galleria Office Centre Ste 200	Southfield	Michigan	48034	248-263-6900
10205	Mountain Valley Indemnity Company	120 Broadway 31st Fl	New York	New York	10271	212-655-2000
10227	Munich Reinsurance America Inc	555 College Road E	Princeton	New Jerse	08543-5241	609-243-4200
13559	Municipal And Infrastructure Assurance Corporation	125 West 55th Street	New	New York	10019	212-895-2020
11878	Mutualaid Exchange	8717 W 110th St	Overland Prk	Kansas	66210	913-754-3803
23663	National American Insurance Company	1008 Manvel Ave Po Box 9	Chandler	Oklahoma	74834	405-258-0804
23671	National American Insurance Company Of California	Po Box 32039	Long Beach	California	90832-2039	562-279-1300
11991	National Casualty Company	One W Nationwide Blvd DspF-76	Columbus	Ohio	43215-2220	614-249-1545
10243	National Continental Insurance Company	Po Box 89490	Cleveland	Ohio	44101	440-395-4460
16217	National Farmers Union Property & Casualty Company	5619 Dtc Pkwy St 300	Greenwood Village	Colorado	80111-3136	303-337-5500
15679	National Fire And Indemnity Exchange	6030 Bancroft Avenue	St Louis	Missouri	63109	314-832-1118
20478	National Fire Insurance Company Of Hartford	333 S. Wabash	Chicago	Illinois	60604	312-822-5000
42447	National General Assurance Company	Po Box 3199	Winston Salem	North Caro	27102-3199	336-435-2000
23728	National General Insurance Company	Po Box 3199	Winston Salem	North Caro	27102-3199	336-435-2000
20087	National Indemnity Company	3024 Harney St	Omaha	Nebraska	68131-3580	402-916-3000
27944	National Insurance Association	175 Berkley St Mail Stop 03b	Boston	Massachu	02117	617-357-9500
30155	National Insurance Company Of Wisconsin Inc	250 S Executive Dr Ste 300	Brookfield	Wisconsin	53005	262-785-9995
32620	National Interstate Insurance Company	3250 Interstate Drive	Richfield	Ohio	44286-9000	800-929-1500
50377	National Investors Title Insurance Company	121 N Columbia St	Chapel Hill	North Caro	29201	919-968-2200
50156	National Land Title Insurance Company	2800 W Higgins Rd	Hoffman Estates	Illinois	60169	800-533-6584
20052	National Liability & Fire Insurance Company	3024 Harney St	Omaha	Nebraska	68131-3583	402-916-3000
15474	National Lloyds Insurance Company	Po Box 2650	Waco	Texas	76702-2650	254-399-0626
23825	National Public Finance Guarantee Corporation	113 King Street	Armonk	New York	10504	914-273-4545
34835	National Reinsurance Corporation The	120 Long Ridge	Stamford	Connectic	06902	203-328-5000
22608	National Specialty Insurance Company	Po Box 24622	Fort Worth	Texas	76124	817-265-2000
21881	National Surety Corporation	777 San Marin Drive	Novato	California	94998	312-346-6400
51020	National Title Insurance Of New York Inc	2550 Redhill Avenue	Santa Ana	California	92705	904-357-1443
20141	National Trust Insurance Company	6300 University Prkwy	Sarasota	Florida	34240	800-226-3224
19445	National Union Fire Insurance Company Of Pittsburg	175 Water St 18th Fl	New York	New York	10038	212-770-7000
26093	Nationwide Affinity Insurance Company Of America	One West Nationwide Blvd	Columbus	Ohio	43215-2220	614-249-1545
28223	Nationwide Agribusiness Insurance Company	1 Nationwide Plz DspF-76	Columbus	Ohio	43215	614-249-1545
10723	Nationwide Assurance Company	One Nationwide Plz	Columbus	Ohio	43215	614-249-1545
23760	Nationwide General Insurance Company	One W Nationwide Blvd DspF-76	Columbus	Ohio	43215-2220	614-249-1545
25453	Nationwide Insurance Company Of America	One W Nationwide Blvd DspF-76	Columbus	Ohio	43215-2220	614-249-1545
23779	Nationwide Mutual Fire Insurance Company	One West Nationwide Blvd	Columbus	Ohio	43215-2220	614-249-1545
23787	Nationwide Mutual Insurance Company	One W Nationwide Blvd DspF-76	Columbus	Ohio	43215-2220	614-249-1545
37877	Nationwide Property & Casualty Insurance Company	One W Nationwide Blvd DspF-76	Columbus	Ohio	43215-2220	614-249-1545
25240	Nau Country Insurance Company	7333 Sunwood Drive	Ramsey	Minnesota	55303-4548	763-427-3770
42307	Navigators Insurance Company	6 International Dr Ste 100	Rye Brook	New York	10573	914-933-6054
15865	Ncmic Insurance Company	Po Box 9118	Des Moines	Iowa	50306-9118	515-313-4594
10317	Neighborhood Spirit Property & Casualty Company	Po Box 2478	Los Angeles	California	90051-2478	323-932-3441
24171	Netherlands Insurance Company The	175 Berkeley St	Boston	Massachu	02117	617-357-9500
21830	New England Insurance Company	100 High Street	Boston	Massachu	02110	860-547-5000
23841	New Hampshire Insurance Company	175 Water Street 18th Fl	New York	New York	10038	212-770-7000
12130	New South Insurance Company	Po Box 3199 Gmac Ins	Winston-Salem	North Caro	27102-3199	336-435-2000
16608	New York Marine & General Insurance Company	919 3rd Avenue	New York	New York	10022-3919	212-551-0600
14788	Ngm Insurance Company	Po Box 16000	Jacksonville	Florida	32245-6000	904-380-7282
27073	Nipponkoa Insurance Company Limited (Us Branch)	14 Wall Street 8th Floor	New York	New York	10005	212-405-1650
31470	Norguard Insurance Company	16 S River St	Wilkes Barre	Pennsylva	18703-0020	707-825-9900
29700	North American Elite Insurance Company	650 Elm St 6th Fl	Manchester	New Hamp	03101-2524	603-644-6600
29874	North American Specialty Insurance Company	650 Elm St	Manchester	New Hamp	03101	603-644-6600
27740	North Pointe Insurance Company	28819 Franklin Rd	Southfield	Michigan	48034	248-359-9949
21105	North River Insurance Company The	305 Madison Ave Pob 1973	Morristown	New Jersey	07962-1973	973-490-6929
22047	North Star Reinsurance Corporation	120 Long Ridge Road	Stamford	Connectic	06902	203-328-5000
36455	Northbrook Indemnity Company	3075 Sanders Rd #h1a	Northbrook	Illinois	60062	847-402-5000
38369	Northern Assurance Company Of America	One Beacon Street/Lee W Erickson	Canton	Massachu	02021	781-332-7000
19372	Northern Insurance Company Of New York	1400 American Ln Twr 1 19th Fl	Schaumburg	Illinois	60196-1056	847-413-5048
27987	Northfield Insurance Company	Po Box 64816	St Paul	Minnesota	50322	651-310-4100
24015	Northland Insurance Company	Po Box 64816	St Paul	Minnesota	55164-0816	651-310-4100
20338	Northwestern Pacific Idemnity Company	15 Mountain View Rd	Warren	New Jersey	07059	503-221-4240
42552	Nova Casualty Company	726 Exchange St Ste 1020	Buffalo	New York	14210	716-856-3722
34630	Oak River Insurance Company	3333 Farmarn Street Suite 300	Omaha	Nebraska	68131	402-393-7255
23248	Occidental Fire & Casualty Company Of North Caroli	Po Box 10800	Raleigh	North Caro	27605-0800	919-833-1600
35602	Ohic Insurance Company	155 E Broad St 4th Fl	Columbus	Ohio	43215-3621	707-226-0100

PROPERTY & CASUALTY COMPANIES MAIL ADDRESSES AND TELEPHONE NUMBERS

NAIC CODE	COMPANY NAME	MAIL ADDRESS	CITY	STATE	ZIP	TELEPHONE
24074	Ohio Casualty Insurance Company	175 Berkeley St	Boston	Massachu:	02116	617-357-9500
24104	Ohio Farmers Insurance Company	Po Box 5001 One Park Circle	Westfield Center	Ohio	44251-5001	330-887-0101
26565	Ohio Indemnity Company	250 E Broad St 7th Fl	Columbus	Ohio	43215	614-228-2800
24082	Ohio Security Insurance Company	9450 Seward Road	Fairfield	Ohio	45014	617-357-9500
36625	Old Reliable Casualty Company	12115 Lackland Road	St Louis	Missouri	63146	314-819-4300
24139	Old Republic General Insurance Corporation	133 Oakland Ave	Greensburg	Pennsylva	15601-0789	312-346-8100
24147	Old Republic Insurance Company	Po Box 789	Greensburg	Pennsylva	15601-0789	724-834-5000
50520	Old Republic National Title Insurance Company	400 Second Ave South	Minneapolis	Minnesota	55401	612-371-1194
35424	Old Republic Security Assurance Company	Po Box 470185	Tulsa	Oklahoma	74147-0185	312-346-8100
40444	Old Republic Surety Company	Po Box 1635	Milwaukee	Wisconsin	53001	262-797-2640
37060	Old United Casualty Company	Po Box 795	Shawnee Mission	Kansas	66201	913-895-0200
12254	Omaha Indemnity Company The	Mutual Of Omaha Plaza	Omaha	Nebraska	68175	402-351-5468
34940	Omni Indemnity Company	2018 Powers Ferry Road Suite 400	Atlanta	Georgia	30339	770-952-4500
39098	Omni Insurance Company	2018 Powers Ferry Road Suite 400	Atlanta	Georgia	30339	770-952-4500
20621	Onebeacon America Insurance Company	One Beacon Lane	Canton	Massachu:	02021-1030	781-332-7000
21970	Onebeacon Insurance Company	One Beacon Ln	Canton	Massachu:	02021	781-332-7000
32700	Owners Insurance Company	Po Box 30660	Lansing	Michigan	48909-8160	517-323-1200
22748	Pacific Employers Insurance Company	Po Box 1000	Philadelphia	Pennsylva	19106	215-640-5259
20346	Pacific Indemnity Company	15 Mountain View Rd	Warren	New Jersey	07061-1615	908-903-2000
37850	Pacific Specialty Insurance Company	3601 Haven Ave	Menlo Prk	California	94025-1033	650-556-8294
10222	Paco Assurance Company Inc	3000 Meridian Blvd Suite 400	Franklin	Tennessee	37027	615-371-8776
11835	Paris Re America Insurance Company	801 Brickell Avenue Suite 850	Miami	Florida	33131	305-377-1292
22250	Pathfinder Insurance Company	76 St Paul St #500	Burlington	Vermont	05401-4477	802-264-4578
23442	Patriot General Insurance Company	1800 North Point Drive	Stevens Point	Wisconsin	54481	715-346-6000
18139	Peak Property And Casualty Insurance Corporation	1800 N Point Dr	Stevens Point	Wisconsin	54481	715-346-6000
18333	Peerless Indemnity Insurance Company	175 Berkley St	Boston	Massachu:	02117	617-357-9500
24198	Peerless Insurance Company	175 Berkley St Mail Stop 03b	Boston	Massachu:	02117	617-357-9500
32859	Penn America Insurance Company	3 Bala Plaza East, Ste 300	Bala Cynwyd	Pennsylva	19004	610-664-1500
14982	Penn Millers Insurance Company	Po Box P	Wilkes-Barre	Pennsylva	18773-0016	570-822-8111
21962	Pennsylvania General Insurance Company	One Beacon Street/Lee W Erickson	Canton	Massachu:	02021-1030	781-332-7000
14974	Pennsylvania Lumbermens Mutual Insurance Company	2005 Market St Ste 1200	Philadelphia	Pennsylva	19103-7008	267-825-9206
12262	Pennsylvania Manufacturers Association Insurance C	380 Sentry Pkwy	Blue Bell	Pennsylva	19422-2328	610-397-5109
41424	Pennsylvania Manufacturers Indemnity Company	380 Sentry Parkway	Blue Bell	Pennsylva	19422-0754	610-397-5109
14990	Pennsylvania National Mutual Casualty Insurance Co	2 N 2nd St	Harrisburg	Pennsylva	17101-1613	717-234-4941
37648	Permanent General Assurance Corporation	2636 Elm Hill Pike Ste 510	Nashville	Tennessee	37214	615-744-1221
22906	Permanent General Assurance Corporation Of Ohio	Po Box 305054	Nashville	Tennessee	37214	615-744-1221
12297	Petroleum Casualty Company	Po Box 3342	Houston	Texas	77253-3342	713-680-7148
13714	Pharmacists Mutual Insurance Company	P O Box 370	Algona	Iowa	50511-0370	515-295-2461
18058	Philadelphia Indemnity Insurance Company	One Bala Plaza #100	Bala Cynwyd	Pennsylva	19004	610-538-2144
25623	Phoenix Insurance Company The	One Tower Square	Hartford	Connectic	06183-9070	860-277-0111
13194	Physicians Insurance Mutual	17 Berkshire Dr	St Louis	Missouri	63117	314-393-4105
11704	Physicians Professional Indemnity Association	3218 Emerald Lane Suite B	Jefferson City	Missouri	65109	573-63-4-77
12670	Pioneer General Insurance Company	6780 E Hampden Ave	Denver	Colorado	80224	303-649-9163
26794	Plans Liability Insurance Company	2 Mid America Plz #200	Oakbrook Terrace	Illinois	60181-4712	630-472-7700
18619	Platte River Insurance Company	Po Box 5900	Madison	Wisconsin	53705-0900	608-829-4200
30945	Plaza Insurance Company	700 W 47th St Ste 350	Kansas City	Missouri	64112	816-412-1800
10287	Pmi Insurance Co	3003 Oak Raod	Walnut Creek	California	94597	800-288-1970
18732	Pmi Mortgage Assurance Co	3003 Oak Rd	Walnut Creek	California	94597	800-288-1970
27251	Pmi Mortgage Insurance Company	3003 Oak Road	Walnut Creek	California	94597-2098	800-288-1970
14460	Podiatry Insurance Company Of America	3000 Meridian Blvd Ste 400	Franklin	Tennessee	37067	615-371-8776
37257	Praetorian Insurance Company	88 Pine Street	New York	New York	10005	212-894-7547
44083	Preferred Physicians Medical Rrg Inc	9000 W 67th St Ste 201	Shawnee Mission	Kansas	66202-3656	913-262-2585
36234	Preferred Professional Insurance Company	11605 Miracle Hills Drive	Omaha	Nebraska	68154-4467	402-392-1566
10800	Premier Group Insurance Company	100 Vine St	Murfreesboro	Tennessee	37130	615-278-1225
25704	Pride National Insurance Company	5217 Maryland Way Ste 222	Brentwood	Tennessee	37027	615-370-4440
38954	Proassurance Casualty Company	2600 Professionals Dr. Box 150	Okemos	Michigan	48805-0150	205-877-4400
23400	Proassurance Company Of Wisconsin Inc	Po Box 45650	Madison	Wisconsin	53717	205-877-4400
33391	Proassurance Indemnity Company Inc	Po Box 590009	Birmingham	Alabama	35259-0009	205-877-4400
21903	Procentury Insurance Company	Po Box 163340	Columbus	Ohio	43216-3340	248-358-1100
34312	Producers Agriculture Insurance Company	Po Box 229	Amarillo	Texas	79105-0229	803-372-6785
12513	Professional Liability Insurance Company Of Americ	130 S Bemiston Ave Ste 506	St Louis	Missouri	63105-1903	314-727-3100
11127	Professional Solutions Insurance Company	Po Box 9118	Des Moines	Iowa	50306-9118	515-313-4594
29017	Professionals Advocate Insurance Company	225 International Circle	Hunt Valley	Maryland	21030	410-785-0050
25585	Professionals Direct Insurance Company	440 Lincoln Street	Worcester	Massachu:	01653	616-456-8899
11851	Progressive Advanced Insurance Company	Po Box 89490	Cleveland	Ohio	44101	440-395-4460
24260	Progressive Casualty Insurance Company	Po Box 89490	Cleveland	Ohio	44101	440-395-4460
42994	Progressive Classic Insurance Company	Po Box 89490	Cleveland	Ohio	44101	440-395-4460
16322	Progressive Direct Insurance Company	Po Box 89490	Cleveland	Ohio	44101	440-395-4460
24279	Progressive Max Insurance Company	Po Box 89490	Cleveland	Ohio	44101	440-395-4460
42919	Progressive Northwestern Insurance Company	Po Box 89490	Cleveland	Ohio	44101	440-395-4460
37834	Progressive Preferred Insurance Company	Po Box 89490	Cleveland	Ohio	44101	440-395-4460
32786	Progressive Specialty Insurance Company	Po Box 89490	Cleveland	Ohio	44101	440-395-4460
34690	Property & Casualty Insurance Company Of Hartford	Hartford Plaza	Hartford	Connectic	06155	860-547-5000
32905	Property-Owners Insurance Company	Po Box 30660	Lansing	Michigan	48909-8160	517-323-1200
20400	Proselect National Insurance Company Inc	101 Arch St Po Box 55178	Boston	Massachu:	02205	617-330-1755
12416	Protective Insurance Company	1099 N Meridian St	Indianapolis	Indiana	46204	317-636-9800
24295	Providence Washington Insurance Company	1275 Wampanoag Trail	Riverside	Rhode Isla	02915	401-453-7132
15059	Public Service Mutual Insurance Company	One Park Avenue	New York	New York	10016-5802	212-591-9500
35157	Putnam Reinsurance Company	80 Pine Street	New York	New York	10005	212-365-2200
39217	Qbe Insurance Corporation	88 Pine St Fl 16	New York	New York	10005-1801	212-894-7547
23752	Quanta Indemnity Company	48 Wall Street 14th Fl	New York	New York	10005	212-373-1838
36250	Radian Asset Assurance Inc	335 Madison Avenue	New York	New York	10017-4605	212-983-3100
33790	Radian Guaranty Inc	1601 Market St	Philadelphia	Pennsylva	19103	215-231-1225

PROPERTY & CASUALTY COMPANIES MAIL ADDRESSES AND TELEPHONE NUMBERS

NAIC CODE	COMPANY NAME	MAIL ADDRESS	CITY	STATE	ZIP	TELEPHONE
38512	Rampart Insurance Company	5 Hanover Square 10th Fl	New York	New York	10004	212-299-3139
11853	Ranchers And Farmers Insurance Company	2610 Sweetgum Lane	Beaumont	Texas	77703	409-924-8200
37303	Redland Insurance Company	88 Pine St 16th Fl	New York	New York	10005	212-894-7547
24449	Regent Insurance Company	One General Drive	Sun Prairie	Wisconsin	53596-0001	608-837-4440
26549	Reinsurance Company Of America Inc	Po Box 855	Oriskany	New York	13424	315-768-2726
22179	Republic Indemnity Company Of America	15821 Ventura Blvd #370	Encino	California	91436-2936	818-990-9860
43753	Republic Indemnity Company Of California	15821 Ventura Blvd #370	Encino	California	91436-2936	818-990-9860
28452	Republic Mortgage Insurance Company	Po Box 2514	Winston-Salem	North Caro	27102-2514	336-661-0015
32174	Republic Mortgage Insurance Company Of Florida	Po Box 2514	Winston-Salem	North Caro	27102	336-661-0015
31275	Republic Mortgage Insurance Company Of North Carol	Po Box 2514	Winston-Salem	North Caro	27102	336-661-0015
31089	Republic Western Insurance Company	2721 N Central Ave	Phoenix	Arizona	85004-1121	602-263-6755
43044	Response Insurance Company	500 S Broad St	Meriden	Connecticut	06450-1034	312-661-4700
26050	Response Worldwide Insurance Company	500 South Broad St	Meriden	Connecticut	06450	203-634-7200
36684	Riverport Insurance Company	Po Box 948	Minneapolis	Minnesota	55440-0948	612-926-3000
28860	Rli Indemnity Company	9025 N Lindbergh Dr	Peoria	Illinois	61615	309-692-1000
13056	Rli Insurance Company	9025 N Lindbergh Dr	Peoria	Illinois	61614	309-692-1000
42706	Roche Surety And Casualty Company Inc	1910 Orient Rd	Tampa	Florida	33619	813-623-5042
27065	Rockford Mutual Insurance Company	Po Box 5626	Rockford	Illinois	61125-0626	815-229-1500
35505	Rockwood Casualty Insurance Company	654 Main Street	Rockwood	Pennsylvania	15557	814-926-4661
22314	Rsuil Indemnity Company	945 E Paces Ferry Rd #1800	Atlanta	Georgia	30326-1125	404-231-2366
39039	Rural Community Insurance Company	3501 Thurston Ave	Anoka	Minnesota	55303-1060	180-032-8914
23132	Rvi National Insurance Company	177 Broad St 9th Fl	Steamford	Connecticut	06901-2048	203-975-2174
25405	Safe Auto Insurance Company	4 Easton Oval	Columbus	Ohio	43219-6010	614-231-0200
24740	Safeco Insurance Company Of America	175 Berkeley Street	Boston	Massachu	02116	617-357-9500
39012	Safeco Insurance Company Of Illinois	175 Berkeley Street	Boston	Massachu	02116	617-357-9500
11215	Safeco Insurance Company Of Indiana	175 Berkeley Street	Boston	Massachu	02116	617-357-9500
24759	Safeco National Insurance Company	175 Berkely Street	Boston	Massachu	02116	617-357-9500
11123	Safety First Insurance Company	1832 Schuetz Road	St Louis	Missouri	63146	888-372-7512
15105	Safety National Casualty Corporation	1832 Schuetz Road	St Louis	Missouri	63146	314-995-5300
12521	Safeway Insurance Company	790 Pasquinelli Dr	Westmont	Illinois	60553-1254	630-887-8300
40460	Sagamore Insurance Company	1099 North Meridian St	Indianapolis	Indiana	46204-1044	317-636-9800
16551	Savers Property & Casualty Insurance Company	11880 College Blvd Ste 500	Overland Prk	Kansas	66210	248-358-1100
15580	Scottsdale Indemnity Company	One W Nationwide Blvd Dspfl-76	Columbus	Ohio	43215-2220	614-249-1545
15563	Seabright Insurance Company	1501 4th Ave Ste 2600	Seattle	Washington	98101	206-269-8500
37923	Seaworthy Insurance Company	Po Box 22674	Alexandria	Virginia	22304	703-823-9550
22543	Secura Insurance A Mutual Company	Po Box 819	Appleton	Wisconsin	54912-0819	920-739-3161
10239	Secura Supreme Insurance Company	Po Box 819	Appleton	Wisconsin	54912-0819	920-739-3161
10054	Securian Casualty Company	400 Robert St North	St Paul	Minnesota	55101-2098	651-665-3500
19879	Security National Insurance Company	12790 Merit Dr, T7/FI 13	Dallas	Texas	75251	214-360-8000
50857	Security Union Title Insurance Company	171 N Clark St M106ct	Chicago	Illinois	60601-3294	904-854-8100
12572	Selective Insurance Company Of America	40 Wantage Avenue	Branchville	New Jerse	07890	973-948-3000
19259	Selective Insurance Company Of South Carolina	40 Wantage Avenue	Branchville	New Jerse	07890	973-948-3000
39926	Selective Insurance Company Of The Southeast	40 Wantage Avenue	Branchville	New Jerse	07890	973-948-3000
10936	Seneca Insurance Company Inc	160 Water St 16th Floor	New York	New York	10038	212-344-3000
11000	Sentinel Insurance Company Ltd	One Hartford Plaza	Hartford	Connecticut	06155	860-547-5000
12870	Sentruiity Casualty Company	1345 Enclave Parkway	Houston	Texas	77077	713-580-3100
28460	Sentry Casualty Company	1800 N Point Dr	Stevens Point	Wisconsin	54481	715-346-6000
24988	Sentry Insurance A Mutual Company	1800 N Point Drive	Stevens Point	Wisconsin	54481-1283	715-346-6000
21180	Sentry Select Insurance Company	Compliance Dept	Stevens Point	Wisconsin	54481	715-346-6000
36560	Service Insurance Company	Po Box 9729	Bradenton	Florida	34206-9729	800-780-8423
11347	Sfm Mutual Insurance Company	3500 American Blvd W Ste 700	Bloomington	Minnesota	55431-4434	952-838-4200
23361	Shelter General Insurance Company	1817 W Broadway	Columbia	Missouri	65218-0001	573-445-8441
23388	Shelter Mutual Insurance Company	Coordinator Of Ins Dept Affairs	Columbia	Missouri	65218-0001	573-445-8441
26557	Shelter Reinsurance Company	1817 W Broadway	Columbia	Missouri	65218	573-445-8441
15261	Society Insurance Company A Mutual Company	150 Camelot Dr	Fond Du Lac	Wisconsin	54935	920-922-1220
11126	Sompo Japan Insurance Company Of America	Two World Ctr 43rd Fl	New York	New York	10281-1058	212-416-1310
37141	Southern General Insurance Company	Po Box 28155	Atlanta	Georgia	30358-0155	770-952-0080
19216	Southern Insurance Company	Po Box 809076	Dallas	Texas	75380-9076	972-788-6000
16047	Southern Pioneer Property And Casualty Insurance C	Po Box 16537	Jonesboro	Arkansas	72403	870-336-3100
12294	Southwest Marine And General Insurance Company	919 3rd Ave 10th Fl	New York	New York	10022	212-551-0600
20613	Sparta Insurance Company	Cityplace li	Hartford	Connecticut	06403	860-275-6500
24767	St Paul Fire & Marine Insurance Company	One Tower Square	Hartford	Connecticut	06183-1190	651-310-7911
24775	St Paul Guardian Insurance Company	Corporate Tax 6pb	Hartford	Connecticut	06183-1190	651-310-7911
41750	St Paul Medical Liability Insurance Company	One Tower Square	Hartford	Connecticut	06183-1190	651-310-7911
24791	St Paul Mercury Insurance Company	Corporate Tax 6pb	Hartford	Connecticut	06183-1190	651-310-7911
19224	St Paul Protective Insurance Company	C/O Tax Administration 514a	St. Paul	Minnesota	55102-1396	651-310-7911
19070	Standard Fire Insurance Company	Agency Administration 4cr	Hartford	Connecticut	06183	860-277-0111
42986	Standard Guaranty Insurance Company	260 Interst N Circle Se	Atlanta	Georgia	30339-2111	770-763-1000
18023	Star Insurance Company	26255 American Drive	Southfield	Michigan	48034-6112	248-358-1100
40045	Starnet Insurance Company	475 Steamboat Rd	Greenwich	Connecticut	06830	203-542-3800
38318	Starr Indemnity & Liability Company	399 Park Ave 8th Fl	New York	New York	10022	646-227-6523
19530	State Auto National Insurance Company	518 East Broad St	Columbus	Ohio	43215-3976	614-464-5000
25127	State Auto Property & Casualty Insurance Company	518 E Broad St	Columbus	Ohio	43216	614-464-5000
25135	State Automobile Mutual Insurance Company	518 E Broad St	Columbus	Ohio	43215-3976	614-464-5000
25143	State Farm Fire And Casualty Company	One State Farm Plaza	Bloomington	Illinois	61710-0001	309-766-2311
25151	State Farm General Insurance Company	One State Farm Plaza	Bloomington	Illinois	61710-0001	309-766-2311
25178	State Farm Mutual Automobile Insurance Company	One State Farm Plaza	Bloomington	Illinois	61710	309-766-2311
12831	State National Insurance Company Inc	Po Box 24622	Fortworth	Texas	76124	817-265-2000
33049	State Volunteer Mutual Insurance Company	Po Box 1065	Brentwood	Tennessee	37024-1065	615-377-1999
50121	Stewart Title Guaranty Company	Po Box 2029	Houston	Texas	77252	713-625-8040
10952	Stonebridge Casualty Insurance Company	2700 W Plano Parkway	Plano	Texas	75075	319-355-8511
22276	Stonewall Insurance Company	200 Metro Ctr Blvd Unit #8	Warwick	Rhode Isla	02886	401-921-5234
10340	Stonington Insurance Company	5801 Tennyson Pkwy Ste 600	Plano	Texas	75024	972-664-7000

PROPERTY & CASUALTY COMPANIES MAIL ADDRESSES AND TELEPHONE NUMBERS

NAIC CODE	COMPANY NAME	MAIL ADDRESS	CITY	STATE	ZIP	TELEPHONE
40436	Stratford Insurance Company	400 Parsons Pond Drive	Franklin Lakes	New Jerse	07417-2600	201-847-8600
10130	Su Insurance Company	9667 S 20th St	Oak Creek	Wisconsin	53154	414-281-1100
10909	Sun Surety Insurance Company	Po Box 2373	Rapid City	South Dak	57709	605-348-1000
10916	Suretec Insurance Company	952 Echo Lane Ste 450	Houston	Texas	77024	713-812-0800
24047	Surety Bonding Company Of America	Po Box 5111	Sioux Falls	South Dak	57117-5111	605-336-0850
25364	Swiss Reinsurance America Corp	175 King Street	Armonk	New York	10504	913-676-5200
12866	T H E Insurance Company	10451 Gulf Blvd	Treasure Island	Florida	33706	727-367-6900
22683	Teachers Insurance Company	1 Horace Mann Plaza	Springfield	Illinois	62715-0001	217-789-2500
42376	Technology Insurance Company	5800 Lombardo Center Ste 200	Cleveland	Ohio	10038	212-220-7120
19526	Texas General Indemnity Company	118 Second Ave Se Po Box 73909	Cedar Rapids	Iowa	52407-3909	409-766-4600
50067	Ticor Title Insurance Company	601 Riverside Ave	Jacksonville	Florida	32204	904-854-8100
51535	Ticor Title Insurance Company Of Florida	601 Riverside Ave	Jacksonville	Florida	32204	904-854-8100
25496	Tig Indemnity Company	250 Commercial St Ste 5000	Manchester	New Hamp	03101	603-656-2233
25534	Tig Insurance Company	250 Commercial St Ste 5000	Manchester	New Hamp	03101	603-656-2233
13242	Titan Indemnity Company	One W Nationwide Blvd Dspf-76	Columbus	Ohio	43215-2220	614-249-1545
32301	Tnus Insurance Company	230 Park Ave	New York	New York	10169	212-297-6600
12904	Tokio Marine & Nichido Fire Insurance Co Ltd	230 Park Ave	New York	New York	10169	212-297-6600
18031	Topa Insurance Company	1800 Avenue Of The Stars 12th Fl	Los Angeles	California	90067	310-201-0451
44300	Tower Insurance Company Of New York	120 Broadway 31st Fl	New York	New York	10271-1699	212-655-2000
43702	Tower National Insurance Company	120 Broadway 31st Fl	New York	New York	02110	212-655-2000
37621	Toyota Motor Insurance Company	19001 S Western Ave Nf23	Torrance	California	90509	310-468-6848
42749	Traders Insurance Company	Po Box 5374	Kansas City	Missouri	64131	816-822-1887
41238	Trans Pacific Insurance Company	230 Park Avenue	New York	New York	10169	212-297-6600
28886	Transguard Insurance Company Of America Inc	702 Oberlin Rd	Raleigh	North Caro	27605	800-323-8560
20494	Transportation Insurance Company	333 S Wabash 28th Fl	Chicago	Illinois	60604	312-822-5000
28188	Travco Insurance Company	One Tower Square	Hartford	Connectic	06183-6014	860-277-0111
19038	Travelers Casualty And Surety Company	Agency Administration 4cr	Hartford	Connectic	06183	860-277-0111
31194	Travelers Casualty And Surety Company Of America	One Tower Sq	Hartford	Connectic	06183	860-277-0111
36170	Travelers Casualty Company Of Connecticut	Agency Administration 4cr	Hartford	Connectic	06183	860-277-0111
19046	Travelers Casualty Insurance Company Of America	One Tower Square	Hartford	Connectic	06183	860-277-0111
40282	Travelers Commercial Casualty Company	One Tower Square	Hartford	Connectic	06183-1190	860-277-0111
36137	Travelers Commercial Insurance Company	One Tower Square	Hartford	Connectic	06183	860-277-0111
27998	Travelers Home And Marine Insurance Company The	One Tower Square	Hartford	Connectic	06183-6014	860-277-0111
25658	Travelers Indemnity Company	One Tower Square	Hartford	Connectic	06183	860-277-0111
25666	Travelers Indemnity Company Of America	One Tower Square	Hartford	Connectic	06183-9070	860-277-0111
25682	Travelers Indemnity Company Of Connecticut	One Tower Square	Hartford	Connectic	06183-1051	860-277-0111
38130	Travelers Personal Insurance Company	One Tower Square	Hartford	Connectic	06183	860-277-0111
36145	Travelers Personal Security Insurance Company	One Tower Sq	Hartford	Connectic	06183	860-277-0111
25674	Travelers Property Casualty Company Of America	One Tower Sq Corp Tx 5pb	Hartford	Connectic	06183-1190	860-277-0111
36161	Travelers Property Casualty Insurance Company	One Tower Square	Hartford	Connectic	06183	860-277-0111
31003	Tri State Insurance Company Of Minnesota	Attn: Financial Reporting-Loree Robinson	Des Moines	Iowa	50306-1594	515-473-3137
24350	Triad Guaranty Insurance Corporation	Po Box 2300	Winston-Salem	North Caro	27104	336-723-1282
28535	Triangle Insurance Company Inc	Po Box 1189	Enid	Oklahoma	73702-1109	580-237-4276
19887	Trinity Universal Insurance Company	12926 Gran Bay Pkwy West	Jacksonville	Florida	32258	904-245-5600
41211	Triton Insurance Company	3001 Meacham Blvd Ste 100	Fort Worth	Texas	76137	800-316-5607
41106	Triumph Casualty Company	3250 Interstate Dr	Richfield	Ohio	44286	330-659-8900
21709	Truck Insurance Exchange	Po Box 2478 Terminal Annx	Los Angeles	California	90051-2478	323-932-3441
27120	Trumbull Insurance Company	One Hartford Plaza	Hartford	Connectic	06155	860-547-5000
40118	Trustgard Insurance Company	Po Box 1218	Columbus	Ohio	43216	614-445-2900
29459	Twin City Fire Insurance Company	Hartford Plaza	Hartford	Connectic	06155	860-547-5000
29599	U S Specialty Insurance Company	13403 Nw Fwy	Houston	Texas	77040-6009	713-462-1000
37893	Ullico Casualty Company	1625 Eye St Nw	Washington	District Of	20006	202-354-8039
41050	Underwriter For The Professions Insurance Company	1560 Broadway Ste 2090	Denver	Colorado	80202	707-226-0100
25844	Union Insurance Company	Attn: Financial Reporting-Loree Robinso	Des Moines	Iowa	50306-1594	515-473-3137
21423	Union Insurance Company Of Providence	Po Box 712	Des Moines	Iowa	50303-0712	515-280-2511
11142	United Casualty Insurance Company Of America	12115 Lackland Road	St Louis	Missouri	63146	314-819-4300
11770	United Financial Casualty Company	Po Box 89490	Cleveland	Ohio	44101	440-395-4460
19496	United Fire & Indemnity Company	118 Second Ave Se Po Box 73909	Cedar Rapids	Iowa	52407-3909	409-766-4600
13021	United Fire And Casualty Company	P O Box 73909	Cedar Rapids	Iowa	52407	319-286-2533
16659	United Guaranty Commercial Insurance Company Of No	Law Dept., Po Box 20597	Greensboro	North Caro	27420-0597	336-373-0232
26999	United Guaranty Mortgage Indemnity Company	Law Dept; Po Box 20597	Greensboro	North Caro	27420-0597	336-373-0232
15873	United Guaranty Residential Insurance Company	Law Dept., Po Box 20597	Greensboro	North Caro	27420-0597	336-373-0232
16667	United Guaranty Residential Insurance Of North Car	Law Dept. Po Box 20597	Greensboro	North Caro	27420-0597	336-373-0232
11445	United National Casualty Insurance Company	Three Bala Plaza E Ste 300	Bala Cynwyd	Pennsylva	19004	610-664-1500
41335	United National Specialty Insurance Company	Three Bala Plza E Ste 300	Bala Cynwyd	Pennsylva	19004	610-664-1500
21776	United Security Insurance Company	Terrace Towers 5619 Dto Pk St 300	Greenwood Village	Colorado	80111-3136	303-337-5500
25941	United Services Automobile Association	Po Box 690286	San Antonio	Texas	78269-0286	210-498-8000
25887	United States Fidelity & Guaranty Company	One Tower Square	Hartford	Connectic	06183-1190	860-277-0111
21113	United States Fire Insurance Company	305 Madison Ave	Morristown	New Jerse	07962	973-490-6929
25895	United States Liability Insurance Company	Po Box 6700	Wayne	Pennsylva	19087-2191	800-523-5545
29157	United Wisconsin Insurance Company	P.O. Box 3026	Milwaukee	Wisconsin	53201-3026	262-787-7700
16063	Unitrin Auto And Home Insurance Company	12926 Gran Bay Pkwy West	Jacksonville	Florida	32258	904-245-5600
10226	Unitrin Direct Insurance Company	One East Wacker Dr	Chigago	Illinois	60601	312-661-4700
10915	Unitrin Direct Property & Casualty Company	2790 Business Park Drive	Vista	California	92081	312-661-4700
25909	Unitrin Preferred Insurance Company	12926 Gran Bay Pkwy West	Jacksonville	Florida	32258	904-245-5600
40703	Unitrin Safeguard Insurance Company	Po Box 1237	Brookfield	Wisconsin	53008	904-245-5600
42862	Universal Casualty Company	150 Northwest Pt	Elk Grove Village	Illinois	60007	847-472-5030
32867	Universal Fire & Casualty Insurance Company	3214 Chicago Dr	Hudsonville	Michigan	49426	616-662-3900
25933	Universal Surety Company	Po Box 80468	Lincoln	Nebraska	68501-0468	402-435-4302
13200	Universal Surety Of America	Po Box 5077	Sioux Falls	South Dak	57117-5077	605-336-0850
41181	Universal Underwriters Ins Co	7045 College Blvd	Overland Park	Kansas	66211	847-413-5048
40843	Universal Underwriters Of Texas Insurance Company	7045 College Blvd	Overland	Kansas	66211-1523	847-413-5048
29998	Upper Hudson National Insurance Company	4446 State Rt 42 Ste B	Monticello	New York	12701	845-791-6700

PROPERTY & CASUALTY COMPANIES MAIL ADDRESSES AND TELEPHONE NUMBERS

NAIC CODE	COMPANY NAME	MAIL ADDRESS	CITY	STATE	ZIP	TELEPHONE
25968	Usaa Casualty Insurance Company	9800 Fredricksburg Rd	San Antonio	Texas	78288	210-498-8000
18600	Usaa General Indemnity Company	Po Box 690286	San Antonio	Texas	78269-0286	210-498-8000
25976	Utica Mutual Insurance Company	Po Box 530	Utica	New York	13503-0530	315-734-2205
26611	Valliant Insurance Company	110 William St 21st	New York	New York	10038	212-444-4000
20508	Valley Forge Insurance Company	333 S Wabash 28th Fl	Chicago	Illinois	60604	312-822-5000
21172	Vanliner Insurance Company	One Premier Dr	St Louis	Missouri	63026	636-343-9889
10815	Verlan Fire Insurance Company	440 Lincoln Street	Worchester	Massachu:	01653	508-853-7200
10644	Victoria Automobile Insurance Company	1 Nationwide Plaza Dspf-76	Columbus	Ohio	43215	614-249-1545
42889	Victoria Fire & Casualty Company	1 Nationwide Plaza Dspf-76	Columbus	Ohio	43215	614-249-1545
20397	Vigilant Insurance Company	Po Box 1615	Warren	New Jerse	07061-1615	908-903-2000
13137	Viking Insurance Company Of Wisconsin	1800 N Point Dr	Stevens Point	Wisconsin	54481	715-346-6000
40827	Virginia Surety Company Inc	175 West Jackson Blvd 11th Fl	Chicago	Illinois	60604	312-356-3000
32395	Vision Service Plan Insurance Company	3333 Quality Drive	Rancho Cordova	California	95670-7985	916-851-5000
26085	Warner Insurance Company	500 S Broad St	Meriden	Connectic	06450	312-661-4700
32778	Washington International Insurance Company	475 N Martingale Road Ste 850	Schaumburg	Illinois	60173	603-644-6600
26069	Wausau Business Insurance Company	175 Berkley St Mail Stop 03b	Boston	Massachu:	02117	617-357-9500
26042	Wausau Underwriters Insurance Company	175 Berkley St Mail Stop 03b	Boston	Massachu:	02117	617-357-9500
25011	Wesco Insurance Company	59 Maide Lane 6th Floor	New York	New York	10038	212-220-7120
44393	West American Insurance Company	175 Berkeley St	Boston	Massachu:	02116	617-357-9500
15350	West Bend Mutual Insurance Company	1900 S 18th Ave	West Bend	Wisconsin	53095	262-334-5571

Insurance Consumer Hotline

Contact DIFP's Insurance Consumer Hotline
if you have questions about your insurance policy
or to file a complaint against an
insurance company or agent:

difp.mo.gov

800-726-7390



DIFP

Department of Insurance,
Financial Institutions &
Professional Registration

Harry S Truman Building, Room 530
301 W. High St.
PO Box 690
Jefferson City, MO 65102

MAY 2010