

2008

Missouri Market Share Report

Statistics Section May 2009



DIFP
Department of Insurance,
Financial Institutions &
Professional Registration

Jeremiah W. (Jay) Nixon
Governor

John M. Huff
Director

Preface

The **2008 Missouri Market Share Report** contains the 35 insurance carriers and groups with the largest Missouri written premium volume for five insurance lines: property & casualty, life, annuity, health, health maintenance organizations and dental. In addition, each company's premium growth and loss experience is indicated where applicable.

The report represents all licensed insurance companies for calendar 2008 writing direct business in the State of Missouri. The prepaid dental (PPD) organizations' and health maintenance organizations' (HMO) premium volume are included, but these premiums are not included in the 'Total All Lines'.

This report provides information on the market concentration and loss experience of the lines of insurance as reported in the annual statement. The experience for burglary, theft and aggregate write-ins for other lines were combined with the fire & allied lines experience; the experience for excess workers' compensation and warranty were combined with other liability; the experience for mobile home was combined with homeowners.

Except for earthquake insurance, this report was compiled using the National Association of Insurance Commissioners (NAIC) State Data Network, which relies on insurance companies annual statements to the NAIC and Missouri Department of Insurance. The earthquake results are based on the information reported on the Missouri Supplement to the annual statement.

The department makes every possible effort to make sure these data are accurate; however, the accuracy of this report depends largely upon the accuracy of the data filed by the insurers.

The Statistics Section, Division of Market Regulation, Missouri Department of Insurance, Financial Institutions and Professional Registration publishes the **2008 Missouri Market Share Report**. Additional copies can be received by sending a written request along with the payment of \$35 per copy to the Missouri Department of Insurance, Financial Institutions and Professional Registration, P.O. Box 4001, Jefferson City MO 65102-4001. The Department's website is 'www.insurance.mo.gov'.

Other Publications

Available from the MO Department of Insurance, Financial Institutions and Professional Registration

The following reports are available by sending a written request along with \$35 to: **Missouri Department of Insurance, Financial Institutions and Professional Registration, P.O. Box 690, Jefferson City, MO 65102-0690**

1. **Missouri Complaint Index Report**
summary information: <http://www.insurance.mo.gov/reports/complaint/index.htm>
2. **Missouri Department of Insurance Annual Report**
summary information: http://www.insurance.mo.gov/aboutInsurance/annual_report.htm
3. **Missouri Legal Malpractice (Closed Claim) Report**
summary information: <http://www.insurance.mo.gov/reports/legmal/index.htm>
4. **Missouri Life, Accident & Health Supplement Data**
summary information: <http://www.insurance.mo.gov/reports/suppdata.htm>
5. **Missouri Market Share Report**
summary information: <http://www.insurance.mo.gov/reports/mktshr.htm>
6. **Missouri Medical Malpractice (Closed Claim) Report**
summary information: <http://www.insurance.mo.gov/reports/index.htm>
7. **Missouri Product Liability (Closed Claim) Report**
summary information: <http://www.insurance.mo.gov/reports/prodliab/index.htm>
8. **Missouri Property & Casualty Supplement Report**
summary information: <http://www.insurance.mo.gov/reports/suppdata.htm>
9. **Missouri Real Estate Malpractice (Closed Claim) Report**
summary information: <http://www.insurance.mo.gov/reports/remal/index.htm>
10. **Mortgage Guaranty Report**
summary information: <http://www.insurance.mo.gov/reports/mortguar/index.htm>
11. **Private Passenger Automobile Report**
summary information <http://www.insurance.mo.gov/reports/ppauto.pdf>
12. **Missouri Health Maintenance Organization Report**
summary information: <http://www.insurance.mo.gov/reports/hmo/index.htm>

Databases: For more information: <http://www.insurance.mo.gov/reports/index.htm#aggdata>

1. Medicare Supplement Experience Data
2. Commercial Liability Experience Data
3. Missouri **Zip Code Insurance Data** for:
 - Homeowners/Dwelling Fire,
 - Farmowners (dwelling only),
 - Mobile Home,
 - Earthquake, and
 - Private Passenger Automobile

Some data is available to the public for a fee by special request only. For additional information, contact the **Statistics Section at (573) 751-3163**.

Definition of Terms

Direct Incurred Losses - Total indemnity costs of insured claims, including both sums already paid and estimates of those yet to be paid before reinsurance has been ceded and/or assumed.

Direct Premium Earned - The part of premium attributable to the coverage already provided in a given period before reinsurance has been ceded and/or assumed.

Direct Premium Written - Amount charged when a policyholder contracts for insurance coverage before reinsurance has been ceded and/or assumed.

Other Missouri Premium (HMO's) - The sum of the Missouri Medicare Revenue and Medicaid Revenue.

Loss Ratio - Direct incurred losses divided by direct earned premium.

Net Life Insurance in Force - Value of life insurance in force at year end. Insurance in force from the previous year plus new contracts issued less contracts ceased during the year.

Countrywide - The countrywide experience for those companies licensed in Missouri.

Abbreviations

NAIC - National Association of Insurance Commissioners

HMO - Health Maintenance Organizations

PPD - Prepaid Dental Organizations

A&H - Accident & Health

Table of Contents

2008 Loss Ratios	1
Total All Lines (Excludes HMO=s and PPD=s)	2
All Property and Casualty Lines (Excludes A&H)	6
Fire & Allied Lines	10
Farmowners	14
Homeowners	18
Commercial Multi-Peril	22
Mortgage Guaranty	26
Ocean & Aircraft	30
Inland Marine.....	34
Financial Guaranty	38
Medical Malpractice	42
Earthquake	46
Workers Compensation	50
Other Liability.....	54
Product Liability	58
Private Passenger Automobile - Total.....	62
Private Passenger Automobile - Liability	66
Private Passenger Automobile - Physical Damage.....	70
Commercial Automobile - Total	74
Commercial Automobile - Liability.....	78
Commercial Automobile - Physical Damage.....	82
Fidelity & Surety	86
Credit.....	90
Title.....	94
Total Life, Health and Annuity (Excludes HMO=s and PPD=s).....	98
Total Life & Annuity	102
Total Life.....	106
Ordinary Life.....	110
Group Life	114
Credit Life.....	118
Industrial Life.....	122
Total Annuity.....	126
Ordinary Annuity	130
Group Annuity	134
Total Accident & Health.....	138
Individual Accident & Health.....	142
Group Accident & Health	146
Credit Accident & Health.....	150
Health Maintenance Organizations.....	154
Prepaid Dental Organizations.....	158
Appendix (Listing of Insurance Groups)	163
Group Code Order	164
Company Name Order	186

Missouri/Industry By Line of Business LOSS RATIOS

Line of Business	2008			2007			2006		
	Missouri	Countrywide*	Difference	Missouri	Countrywide*	Difference	Missouri	Countrywide*	Difference
	Loss Ratio	Loss Ratio		Loss Ratio	Loss Ratio		Loss Ratio	Loss Ratio	
All Property & Casualty Lines (Excludes A&H)	65.7%	47.8%	17.9%	53.5%	55.1%	-1.6%	72.7%	52.0%	20.7%
Fire & Allied Lines	85.7%	70.1%	15.6%	39.4%	57.1%	-17.7%	54.0%	51.5%	2.5%
Farmowners	94.8%	77.8%	17.0%	52.7%	57.7%	-5.0%	115.5%	56.5%	59.0%
Homeowners	84.8%	72.2%	12.6%	58.2%	54.1%	4.1%	133.0%	49.8%	83.2%
Commercial Multi-Peril	51.4%	55.8%	-4.4%	46.9%	42.1%	4.8%	83.2%	43.4%	39.8%
Mortgage Guaranty	138.4%	212.6%	-74.2%	85.9%	93.2%	-7.3%	54.5%	41.4%	13.1%
Ocean & Aircraft	57.1%	57.4%	-0.3%	50.3%	47.5%	2.8%	73.7%	49.0%	24.7%
Inland Marine	58.1%	53.4%	4.7%	40.3%	36.9%	3.4%	59.6%	44.7%	14.9%
Financial Guaranty	-3.3%	381.7%	-385.0%	0.1%	126.6%	-126.5%	17.6%	7.7%	9.9%
Medical Malpractice	15.9%	31.1%	-15.2%	12.4%	34.9%	-22.5%	33.7%	34.7%	-0.9%
Earthquake	-0.1%	-1.9%	1.9%	-0.2%	4.8%	-5.0%	0.5%	-1.5%	2.0%
Workers Compensation	60.4%	63.3%	-2.9%	54.9%	59.7%	-4.8%	54.7%	58.4%	-3.7%
Other Liability	59.1%	55.6%	3.5%	47.3%	52.8%	-5.5%	69.7%	55.0%	14.7%
Product Liability	116.7%	93.1%	23.6%	4.1%	29.4%	-25.3%	38.8%	20.5%	18.3%
Private Passenger Automobile - Total	65.6%	64.1%	1.5%	61.9%	61.6%	0.3%	66.8%	57.7%	9.2%
Private Passenger Automobile - Liability	67.0%	66.7%	0.3%	64.2%	64.3%	-0.1%	60.7%	59.2%	1.5%
Private Passenger Automobile - Physical Damage	63.9%	60.4%	3.5%	58.9%	57.6%	1.3%	74.5%	55.5%	19.0%
Commercial Automobile - Total	48.1%	55.0%	-6.9%	60.6%	53.4%	7.2%	56.5%	52.5%	3.9%
Commercial Automobile - Liability	43.0%	53.7%	-10.7%	65.2%	54.1%	11.1%	50.7%	53.0%	-2.3%
Commercial Automobile - Physical Damage	61.1%	59.0%	2.1%	49.6%	51.2%	-1.6%	72.5%	51.0%	21.5%
Fidelity & Surety	18.9%	18.4%	0.5%	18.6%	21.4%	-2.8%	28.1%	21.3%	6.8%
Credit	91.5%	151.7%	-60.2%	68.5%	97.8%	-29.3%	40.1%	43.0%	-2.8%
Title	25.9%	11.7%	14.2%	27.1%	8.5%	18.6%	26.6%	9.6%	17.0%
Total Accident & Health	77.9%	75.3%	2.6%	78.0%	73.3%	4.7%	78.0%	73.4%	4.6%
Individual Accident & Health	70.7%	69.3%	1.4%	72.8%	67.4%	5.4%	71.7%	70.9%	0.8%
Group Accident & Health	79.7%	78.9%	0.8%	79.6%	77.1%	2.5%	80.5%	76.2%	4.4%
Credit Accident & Health	28.8%	32.8%	-4.0%	28.6%	33.8%	-5.2%	34.2%	35.7%	-1.6%

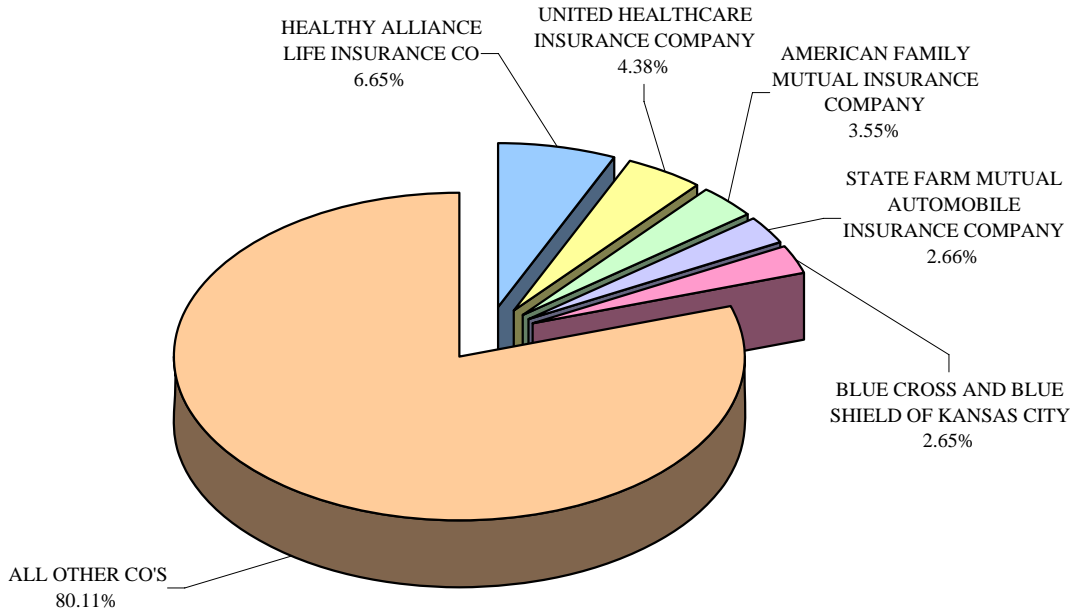
*Countrywide = National results only for companies licensed in Missouri.

ALL LINES OF INSURANCE

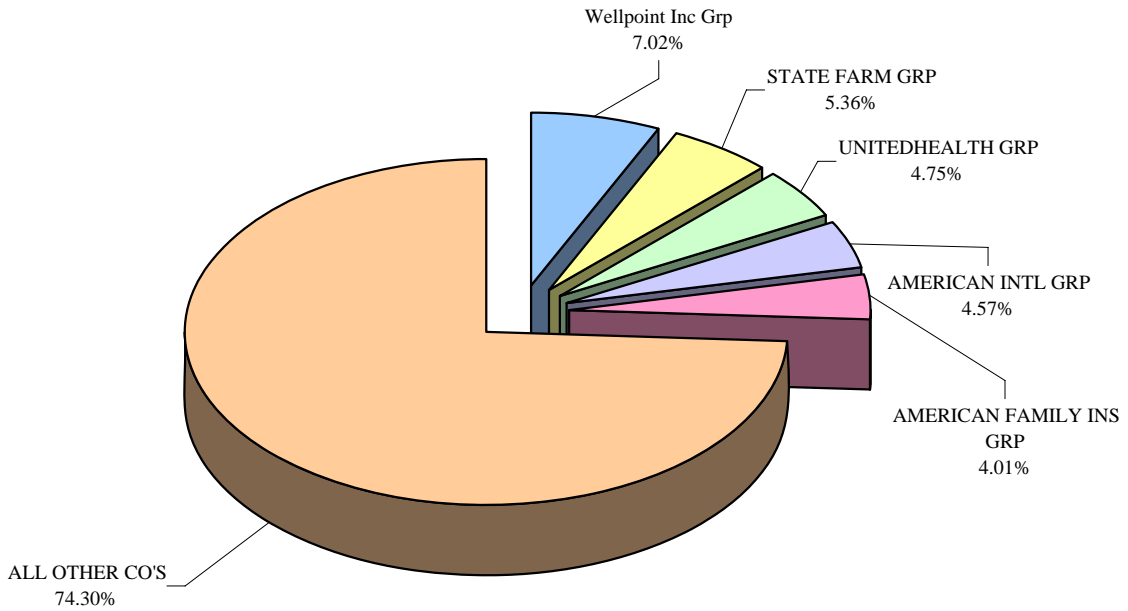
TOP 35 WRITERS

Total All Lines of Insurance

2008 MISSOURI MARKET SHARE BY COMPANY



2008 MISSOURI MARKET SHARE BY GROUP



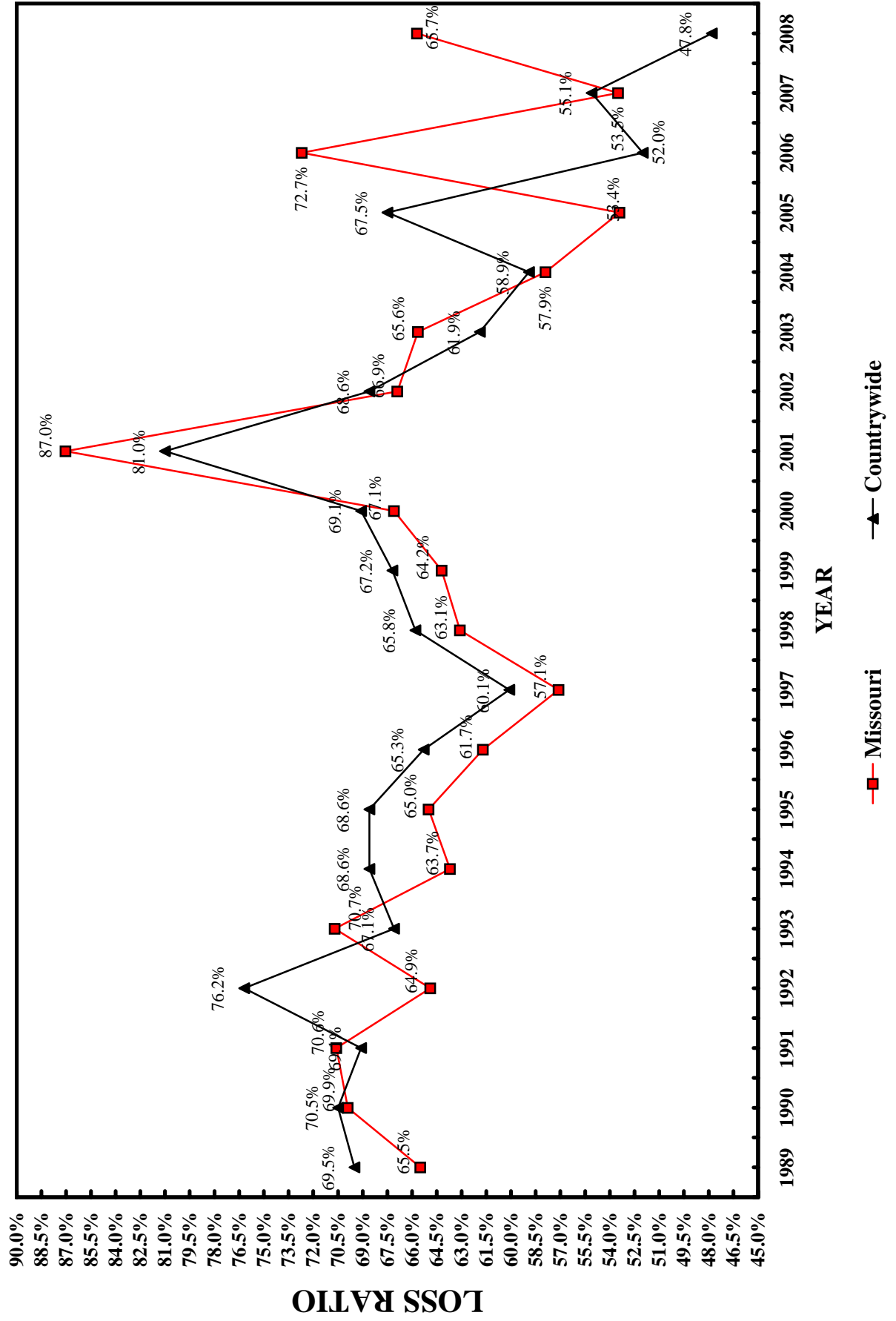
2008 MISSOURI MARKET SHARE BY COMPANY - All Lines of Business

NAIC Code	Company Name	State of Domicile	2008		2008 Written Premium	2007-2008		2006-2007		2005-2006	
			Market Share	Cumulative Market Share		Change in Written Premium	Change in Written Premium	Change in Written Premium	Change in Written Premium		
1	78972 HEALTHY ALLIANCE LIFE INSURANCE CO	MO	6.65%	6.65%	1,560,677,456	4.74%	2.43%	2.81%			
2	79413 UNITED HEALTHCARE INSURANCE COMPANY	CT	4.38%	11.03%	1,029,403,559	4.30%	22.08%	25.31%			
3	19275 AMERICAN FAMILY MUTUAL INSURANCE COMPANY	WI	3.55%	14.58%	833,816,916	0.35%	1.79%	-0.59%			
4	25178 STATE FARM MUTUAL AUTOMOBILE INSURANCE COMPANY	IL	2.66%	17.24%	624,334,621	1.77%	-4.44%	-0.17%			
5	47171 BLUE CROSS AND BLUE SHIELD OF KANSAS CITY	MO	2.65%	19.89%	623,257,868	9.29%	11.29%	3.84%			
6	68136 PROTECTIVE LIFE INSURANCE COMPANY	TN	2.24%	22.13%	525,247,532	165.09%	101.20%	-9.62%			
7	25143 STATE FARM FIRE AND CASUALTY COMPANY	IL	2.13%	24.26%	501,386,134	7.29%	6.72%	5.76%			
8	60941 AIG SUNAMERICA LIFE ASSURANCE COMPANY	AZ	1.93%	26.19%	452,802,027	-7.46%	47.65%	12.32%			
9	81973 COVENTRY HEALTH AND LIFE INSURANCE COMPANY	DE	1.81%	28.00%	425,661,766	34.28%	33.27%	71.05%			
10	73288 HUMANA INSURANCE COMPANY	WI	1.76%	29.76%	414,035,472	21.37%	24.83%	564.10%			
11	65676 LINCOLN NATIONAL LIFE INSURANCE COMPANY	IN	1.65%	31.41%	386,955,436	-9.47%	49.20%	14.81%			
12	70688 TRANSAMERICA FINANCIAL LIFE INSURANCE COMPANY	NY	1.59%	33.00%	372,346,312	94.05%	8.56%	0.46%			
13	65978 METROPOLITAN LIFE INSURANCE COMPANY	NY	1.52%	34.52%	356,518,595	3.71%	7.72%	27.24%			
14	62944 AXA EQUITABLE LIFE INSURANCE COMPANY	NY	1.42%	35.94%	334,475,193	-1.84%	18.32%	30.49%			
15	23388 SHELTER MUTUAL INSURANCE COMPANY	MO	1.19%	37.13%	279,147,289	1.55%	1.12%	-0.43%			
16	67091 NORTHWESTERN MUTUAL LIFE INSURANCE COMPANY	WI	1.06%	38.18%	248,163,616	11.37%	11.46%	8.24%			
17	69345 TEACHERS INSURANCE AND ANNUITY ASSOCIATION OF AMERICA	NY	0.97%	39.15%	226,959,314	68.61%	-4.09%	-20.34%			
18	11529 MERCY HEALTH PLANS	MO	0.97%	40.12%	226,885,728	16.97%	29.70%	93.75%			
19	60054 AETNA LIFE INSURANCE COMPANY	CT	0.89%	41.01%	210,016,352	35.92%	62.43%	24.97%			
20	19445 NATIONAL UNION FIRE INSURANCE COMPANY OF PITTSBURG PA	PA	0.83%	41.84%	195,213,783	5.44%	0.28%	18.45%			
21	90611 ALLIANZ LIFE INSURANCE COMPANY OF NORTH AMERICA	MN	0.79%	42.64%	186,453,873	-1.09%	-7.18%	-21.57%			
22	65056 JACKSON NATIONAL LIFE INSURANCE COMPANY	MI	0.78%	43.42%	183,616,389	-10.32%	24.58%	19.72%			
23	61050 METLIFE INVESTORS USA INSURANCE COMPANY	DE	0.75%	44.17%	175,870,976	65.58%	54.67%	24.93%			
24	91596 NEW YORK LIFE INSURANCE AND ANNUITY CORPORATION	DE	0.74%	44.91%	174,529,425	16.64%	-11.95%	-2.71%			
25	61271 PRINCIPAL LIFE INSURANCE COMPANY	IA	0.68%	45.59%	158,648,921	-0.76%	13.92%	15.72%			
26	35289 CONTINENTAL INSURANCE COMPANY THE	PA	0.67%	46.26%	158,167,295	0.00%	-15.99%	24.66%			
27	80942 ING USA ANNUITY AND LIFE INSURANCE COMPANY	IA	0.66%	46.92%	155,716,571	-22.70%	17.51%	17.50%			
28	86231 TRANSAMERICA LIFE INSURANCE COMPANY	IA	0.64%	47.56%	150,782,173	60.69%	53.80%	17.21%			
29	67466 PACIFIC LIFE INSURANCE COMPANY	NE	0.61%	48.18%	144,359,530	-16.59%	218.62%	9.16%			
30	65005 RIVERSOURCE LIFE INSURANCE COMPANY	MN	0.61%	48.79%	143,607,865	-7.15%	5.57%	30.36%			
31	21628 FARMERS INSURANCE COMPANY INC	KS	0.59%	49.38%	139,618,355	4.88%	4.49%	1.56%			
32	69108 STATE FARM LIFE INSURANCE COMPANY	IL	0.57%	49.95%	132,924,197	23.81%	1.30%	1.27%			
33	10191 MISSOURI EMPLOYERS MUTUAL INSURANCE COMPANY	MO	0.55%	50.50%	129,016,868	-8.82%	-1.66%	2.52%			
34	26859 FARM BUREAU TOWN & COUNTRY INS CO OF MO	MO	0.54%	51.04%	126,701,814	2.15%	2.17%	-2.04%			
35	65935 MASSACHUSETTS MUTUAL LIFE INSURANCE COMPANY	MA	0.53%	51.57%	123,987,885	34.67%	10.96%	12.33%			
Subtotals - Largest 35 Companies			51.57%	12,111,307,106	10.57%	13.35%	11.41%				
Subtotals - All Other Companies			48.43%	11,374,967,165	4.64%	3.59%	3.45%				
Totals - All Companies			100.00%	23,486,274,271	7.62%	8.27%	7.12%				

2008 MISSOURI MARKET SHARE BY GROUP - All Lines of Business

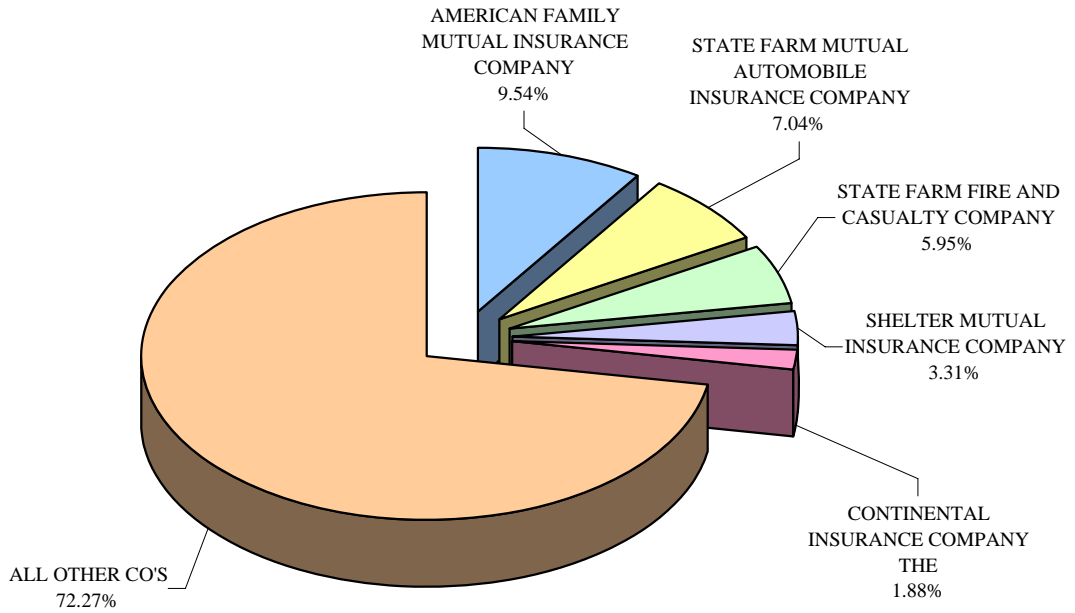
NAIC Code	Group Name	2008		2007-2008		2006-2007		2005-2006	
		Market Share	Cumulative Market Share	Change in Written Premium	Change in Written Premium	Change in Written Premium	Change in Written Premium		
1 0671	Wellpoint Inc Grp	7.02%	7.02%	1,648,142,267	5.44%	2.68%	5.85%		
2 0176	STATE FARM GRP	5.36%	12.38%	1,258,644,952	5.94%	0.19%	2.07%		
3 0707	UNITEDHEALTH GRP	4.75%	17.13%	1,115,405,010	3.29%	16.58%	28.04%		
4 0012	AMERICAN INTL GRP	4.57%	21.69%	1,072,797,757	-6.99%	11.80%	7.82%		
5 0473	AMERICAN FAMILY INS GRP	4.01%	25.70%	940,743,686	-1.43%	0.50%	-1.07%		
6 0241	METROPOLITAN GRP	3.24%	28.94%	761,354,097	14.15%	15.48%	6.28%		
7 0537	BCBS OF KC GRP	2.66%	31.60%	624,159,299	9.16%	11.18%	3.68%		
8 0468	Aegon US Holding Grp	2.51%	34.11%	590,028,809	60.05%	23.98%	5.06%		
9 0458	PROTECTIVE LIFE INS GRP	2.41%	36.52%	565,177,020	138.42%	95.91%	-6.26%		
10 0212	ZURICH INS GRP	2.29%	38.81%	538,148,876	-3.41%	-12.65%	5.80%		
11 0111	LIBERTY MUT GRP	2.23%	41.04%	524,461,260	0.15%	1.91%	0.88%		
12 1137	COVENTRY CORP GRP	2.17%	43.21%	509,894,263	39.55%	36.27%	90.09%		
13 0119	HUMANA GRP	1.82%	45.03%	427,020,077	20.28%	25.71%	486.30%		
14 3548	Travelers Grp	1.67%	46.70%	391,560,430	4.78%	3.29%	1.86%		
15 0020	LINCOLN NATL GRP	1.67%	48.36%	391,272,123	-9.41%	47.97%	15.00%		
16 0091	HARTFORD FIRE & CAS GRP	1.65%	50.01%	387,067,355	-19.84%	34.78%	1.99%		
17 0968	AXA INS GRP	1.48%	51.50%	348,413,887	-2.18%	17.86%	27.78%		
18 0123	SHELTER INS GRP	1.43%	52.93%	336,346,886	1.55%	1.45%	2.01%		
19 0229	ING Amer Ins Holding Grp	1.39%	54.32%	326,059,260	-12.60%	12.49%	17.60%		
20 0008	ALLSTATE INS GRP	1.38%	55.69%	323,327,205	-3.58%	-15.80%	-12.99%		
21 0304	PRUDENTIAL OF AMER GRP	1.20%	56.90%	282,901,415	15.39%	0.15%	10.20%		
22 0218	CNA INS GRP	1.14%	58.04%	268,570,665	2.07%	-7.23%	10.73%		
23 0761	ALLIANZ INS GRP	1.08%	59.12%	254,079,649	-0.37%	-5.90%	-17.38%		
24 0860	NORTHWESTERN MUT GRP	1.08%	60.20%	252,942,446	11.70%	11.72%	8.53%		
25 0826	NEW YORK LIFE GRP	1.04%	61.24%	243,557,605	12.64%	-6.86%	-3.21%		
26 0140	NATIONWIDE CORP GRP	1.01%	62.25%	238,052,038	3.48%	3.04%	9.32%		
27 1216	TIAA FAMILY GRP	0.98%	63.23%	229,908,685	65.88%	-3.22%	-19.96%		
28 0626	Ace Ltd Grp	0.97%	64.20%	227,727,370	14.82%	13.71%	10.24%		
29 3386	Mercy Hlth Plans Grp	0.97%	65.16%	226,885,728	16.97%	29.70%	93.75%		
30 0044	Aviva Grp	0.91%	66.07%	212,551,537	66.81%	26.65%	5.91%		
31 0001	AETNA GRP	0.90%	66.97%	210,827,426	35.91%	61.53%	24.90%		
32 0155	PROGRESSIVE GRP	0.88%	67.84%	206,047,612	3.62%	-6.48%	-9.10%		
33 0918	JACKSON NATL GRP	0.78%	68.63%	183,616,389	-10.32%	24.58%	19.72%		
34 4011	Genworth Fin Grp	0.71%	69.34%	166,806,159	12.95%	35.08%	4.40%		
35 0514	MISSOURI FARM BUREAU GRP	0.70%	70.03%	163,717,263	4.24%	3.32%	-2.97%		
Subtotals - Largest 35 Groups		70.03%		16,448,216,506	8.02%	9.09%	8.16%		
Subtotals - All Other Groups		29.97%		7,038,057,765	6.68%	6.43%	4.84%		
Totals - All Groups		100.00%		23,486,274,271	7.62%	8.27%	7.12%		

TOTAL PROPERTY AND CASUALTY INSURANCE MISSOURI/COUNTRYWIDE LOSS RATIOS 1989-2008

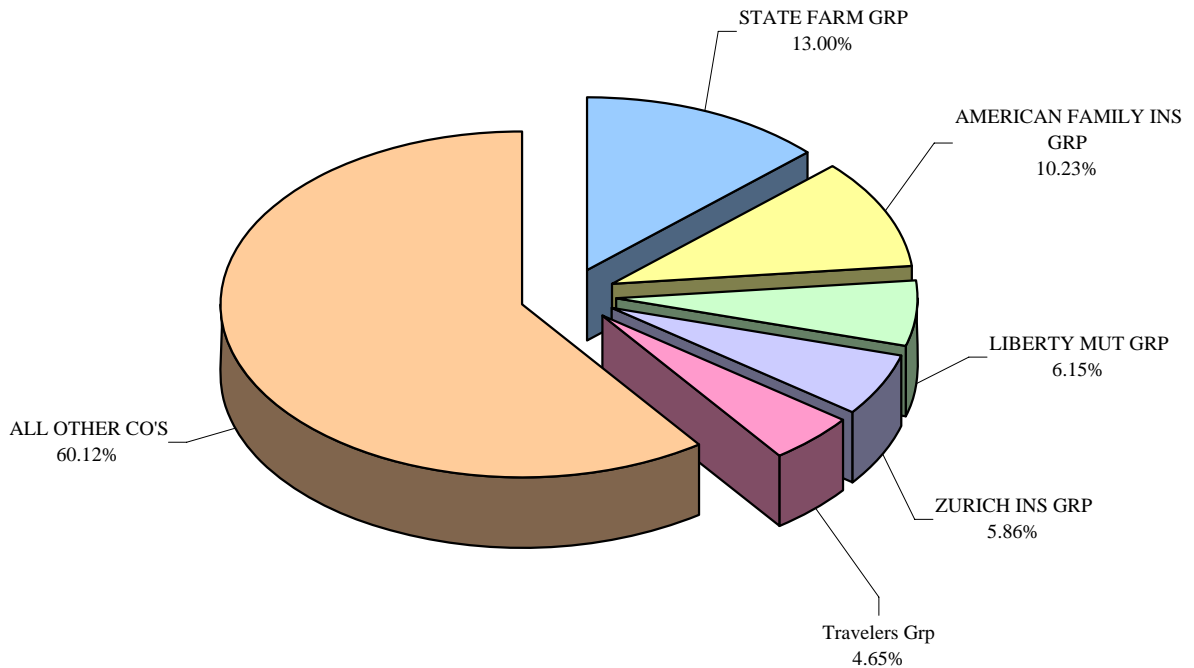


Total Property and Casualty Insurance

2008 MISSOURI MARKET SHARE BY COMPANY



2008 MISSOURI MARKET SHARE BY GROUP



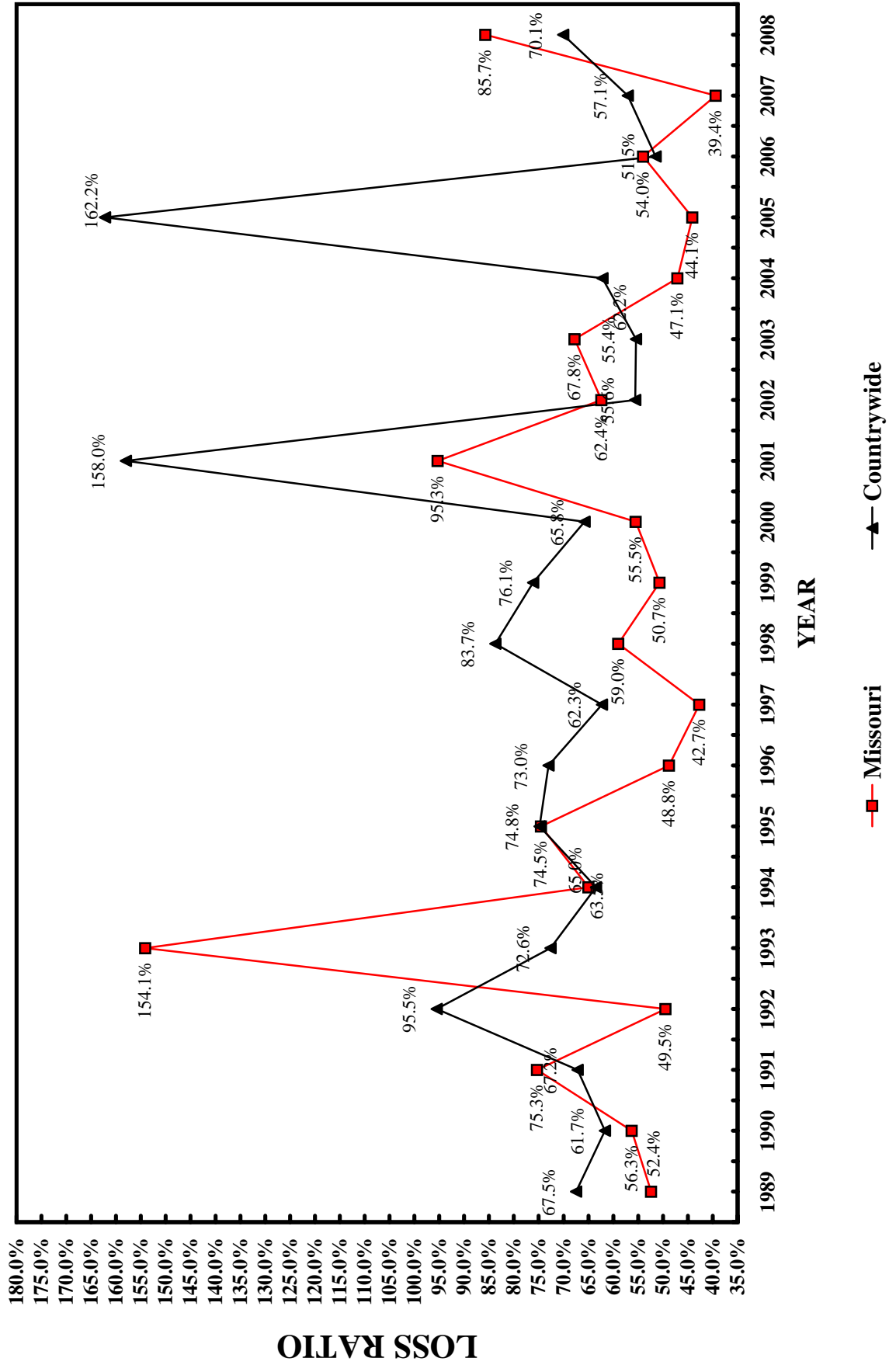
2008 MISSOURI MARKET SHARE BY COMPANY - Total Property and Casualty Insurance

NAIC Code	Company Name	State of Domicile	2008 Market Share		2008 Cumulative Market Share	2007-2008 Change in		2008 Loss Ratio		2006-2007 Change in		2007 Loss Ratio		2005-2006 Change in		2006 Loss Ratio	
			2008 Market Share	2007 Market Share		Written Premium	Loss Ratio	Written Premium	Loss Ratio	Written Premium	Loss Ratio	Written Premium	Loss Ratio				
1 19275	AMERICAN FAMILY MUTUAL INSURANCE COMPANY	WI	9.54%	9.54%	803,618,884	0.71%	80.11%	2.03%	67.92%	-51.32%	100.09%	82.59%					
2 25178	STATE FARM MUTUAL AUTOMOBILE INSURANCE COMPANY	IL	7.04%	16.58%	592,995,085	1.85%	70.46%	-4.54%	64.73%	-51.01%	68.28%	67.83%					
3 25143	STATE FARM FIRE AND CASUALTY COMPANY	IL	5.95%	22.54%	501,386,134	7.29%	82.11%	6.72%	47.65%	-47.12%	129.94%	85.65%					
4 23388	SHELTER MUTUAL INSURANCE COMPANY	MO	3.31%	25.85%	279,147,289	1.55%	68.41%	1.12%	55.38%	-50.22%	93.34%	72.34%					
5 35289	CONTINENTAL INSURANCE COMPANY THE	PA	1.88%	27.73%	158,167,295	6.24%	90.90%	-15.99%	69.25%	-37.67%	117.53%	94.03%					
6 21628	FARMERS INSURANCE COMPANY INC	KS	1.66%	29.39%	139,618,355	4.88%	65.54%	4.49%	62.08%	-49.22%	70.12%	65.86%					
7 10191	MISSOURI EMPLOYERS MUTUAL INSURANCE COMPANY	MO	1.53%	30.92%	129,016,868	-8.82%	49.30%	-1.66%	42.21%	-48.74%	51.06%	47.48%					
8 26859	FARM BUREAU TOWN & COUNTRY INS CO OF MO	MO	1.50%	32.43%	126,701,814	2.15%	71.80%	2.17%	57.95%	-51.02%	92.90%	74.14%					
9 39012	SAFECO INSURANCE COMPANY OF ILLINOIS	IL	1.40%	33.82%	117,741,176	-5.50%	57.84%	-1.81%	57.69%	-51.23%	63.10%	59.60%					
10 20699	ACE PROPERTY AND CASUALTY INSURANCE COMPANY	PA	1.21%	35.03%	101,801,243	57.32%	60.39%	25.57%	36.95%	-47.76%	13.64%	42.34%					
11 23035	LIBERTY MUTUAL FIRE INSURANCE COMPANY	WI	1.12%	36.15%	94,120,134	5.15%	62.49%	2.20%	59.30%	-54.93%	64.64%	62.16%					
12 15512	AUTOMOBILE CLUB INTER-INSURANCE EXCHANGE	MO	1.03%	37.18%	86,690,079	-6.39%	56.16%	1.68%	55.97%	-49.91%	77.25%	63.09%					
13 19445	NATIONAL UNION FIRE INSURANCE COMPANY OF PITTSBURG P.	PA	0.97%	38.15%	81,719,547	34.67%	66.51%	-16.05%	31.60%	-66.06%	34.65%	44.87%					
14 20281	FEDERAL INSURANCE COMPANY	IN	0.94%	39.09%	79,495,787	-3.38%	18.21%	3.53%	26.58%	-55.48%	39.97%	28.45%					
15 17230	ALLSTATE PROPERTY & CASUALTY INSURANCE COMPANY	IL	0.93%	40.03%	78,426,415	-7.46%	70.01%	-7.37%	57.70%	-50.69%	71.13%	66.32%					
16 21687	MID CENTURY INSURANCE COMPANY	CA	0.92%	40.94%	77,236,489	-6.73%	78.28%	0.99%	58.02%	-47.37%	87.43%	74.38%					
17 10677	CINCINNATI INSURANCE COMPANY THE	OH	0.91%	41.85%	76,403,269	-5.68%	57.87%	4.32%	27.38%	-46.59%	72.17%	52.23%					
18 37834	PROGRESSIVE PREFERRED INSURANCE COMPANY	OH	0.89%	42.74%	75,054,915	17.18%	62.52%	7.43%	60.69%	-48.79%	58.73%	60.77%					
19 22667	ACE AMERICAN INSURANCE COMPANY	PA	0.80%	43.54%	67,375,670	-3.36%	44.48%	7.43%	30.74%	-37.75%	47.84%	40.57%					
20 19232	ALLSTATE INSURANCE COMPANY	IL	0.78%	44.32%	65,352,172	-11.12%	82.76%	-12.48%	48.43%	-55.57%	69.26%	66.25%					
21 20443	CONTINENTAL CASUALTY COMPANY	IL	0.77%	45.09%	64,833,079	6.68%	57.29%	-2.00%	14.93%	-49.80%	54.62%	41.93%					
22 24147	OLD REPUBLIC INSURANCE COMPANY	PA	0.77%	45.85%	64,569,922	75.22%	84.03%	79.43%	61.44%	-46.66%	44.55%	70.72%					
23 16535	ZURICH AMERICAN INSURANCE COMPANY	NY	0.76%	46.62%	64,143,669	-28.25%	89.78%	4.59%	78.36%	-52.86%	78.51%	81.73%					
24 25674	TRAVELERS PROPERTY CASUALTY COMPANY OF AMERICA	CT	0.75%	47.37%	63,533,748	-9.32%	27.52%	-1.33%	37.25%	-51.79%	57.19%	40.87%					
25 22136	GREAT AMERICAN INSURANCE COMPANY OF NEW YORK	NY	0.74%	48.11%	61,986,140	44.09%	98.65%	62.77%	46.41%	-49.54%	62.32%	74.48%					
26 27998	TRAVELERS HOME AND MARINE INSURANCE COMPANY THE	CT	0.69%	48.79%	57,905,410	63.42%	67.94%	113.47%	57.43%	176.90%	65.16%	64.29%					
27 25941	UNITED SERVICES AUTOMOBILE ASSOCIATION	TX	0.69%	49.48%	57,754,098	2.35%	83.19%	-3.37%	67.86%	-47.05%	81.38%	77.48%					
28 19283	AMERICAN STANDARD INSURANCE COMPANY OF WISCONSIN	WI	0.68%	50.16%	57,461,234	-22.72%	63.88%	-12.01%	62.31%	-53.92%	63.58%	63.23%					
29 24740	SAFECO INSURANCE COMPANY OF AMERICA	WA	0.64%	50.80%	53,740,242	0.73%	43.83%	4.36%	31.44%	-48.35%	89.85%	54.55%					
30 42579	ALLIED PROPERTY & CASUALTY INSURANCE COMPANY	IA	0.64%	51.44%	53,701,781	36.76%	67.74%	64.54%	61.14%	-51.12%	108.50%	74.45%					
31 23515	MIDWESTERN INDEMNITY COMPANY THE	OH	0.61%	52.05%	51,254,962	15.13%	73.26%	21.27%	54.96%	-48.13%	78.69%	68.84%					
32 35882	GEICO GENERAL INS CO	MD	0.60%	52.65%	50,691,177	11.37%	68.85%	13.97%	61.83%	-42.96%	66.00%	65.66%					
33 19100	AMCO INSURANCE COMPANY	IA	0.60%	53.25%	50,488,047	-20.79%	57.35%	-13.78%	54.24%	-46.60%	70.37%	60.93%					
34 27235	AUTO CLUB FAMILY INSURANCE COMPANY	MO	0.59%	53.84%	49,782,869	-0.03%	57.93%	19.64%	51.44%	-46.54%	136.66%	78.64%					
35 30104	HARTFORD UNDERWRITERS INSURANCE COMPANY	CT	0.57%	54.41%	48,111,270	-7.21%	55.35%	-14.67%	63.00%	-53.90%	56.97%	58.50%					
Subtotals - Largest 35 Companies			54.41%		4,582,026,268	2.86%	70.18%	-1.38%	56.23%	100.12%	82.95%	69.72%					
Subtotals - All Other Companies			45.59%		3,839,082,788	0.21%	60.49%	1.93%	50.38%	96.99%	61.24%	57.42%					
Totals - All Companies			100.00%		8,421,109,056	1.63%	65.73%	0.15%	53.53%	98.65%	72.74%	64.02%					

2008 MISSOURI MARKET SHARE BY GROUP - Total Property and Casualty Insurance

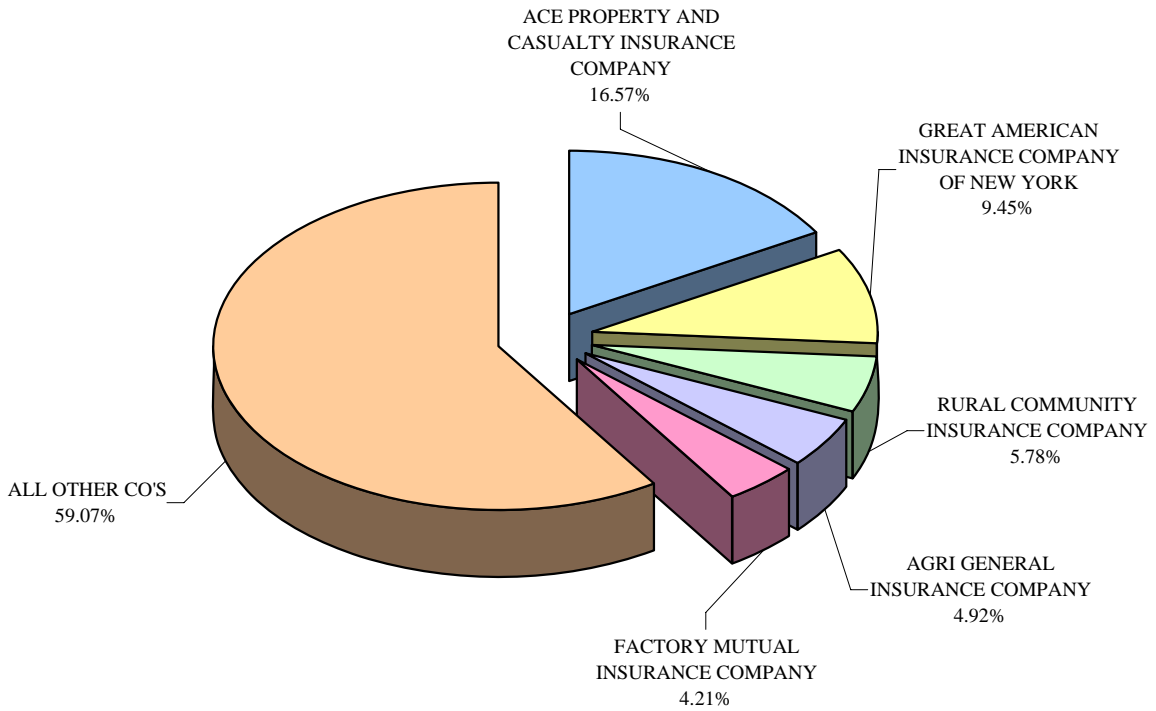
NAIC Code	Group Name	2008		2007-2008		2008		2007-2008		2008		2006-2007		2005-2006		2006-2008	
		Market Share	Cumulative Market Share	Written Premium	Change in Written Premium	Loss Ratio	Change in Written Premium	Loss Ratio	Change in Written Premium	Loss Ratio	Change in Written Premium	Loss Ratio	Change in Written Premium	Loss Ratio	Change in Written Premium	Loss Ratio	Change in Written Premium
1 0176	STATE FARM GRP	13.00%	13.00%	1,094,381,219	4.27%	75.71%	0.16%	57.32%	-49.46%	93.70%	75.54%						
2 0473	AMERICAN FAMILY INS GRP	10.23%	23.22%	861,080,118	-1.28%	78.95%	0.66%	67.42%	-51.58%	96.46%	80.92%						
3 0111	LIBERTY MUT GRP	6.15%	29.37%	517,863,735	-0.33%	57.43%	1.81%	53.39%	-49.67%	66.50%	59.07%						
4 0212	ZURICH INS GRP	5.86%	35.23%	493,120,899	-3.49%	73.95%	-12.38%	63.29%	-47.92%	66.01%	67.64%						
5 3548	Travelers Grp	4.65%	39.88%	391,560,430	4.78%	40.56%	3.29%	55.00%	-49.04%	58.74%	51.16%						
6 0123	SHELTER INS GRP	3.50%	43.37%	294,441,434	1.12%	68.10%	1.14%	56.02%	-50.33%	91.75%	71.93%						
7 0012	AMERICAN INTL GRP	3.27%	46.64%	275,455,402	-16.78%	73.37%	-9.85%	53.12%	-53.79%	55.01%	59.86%						
8 0218	CNA INS GRP	3.07%	49.71%	258,545,266	2.98%	74.79%	-9.34%	50.84%	-43.17%	97.18%	74.91%						
9 0008	ALLSTATE INS GRP	2.78%	52.49%	233,698,617	-3.28%	71.99%	-5.11%	56.45%	-51.56%	76.11%	68.27%						
10 0140	NATIONWIDE CORP GRP	2.59%	55.08%	218,288,415	2.61%	62.26%	5.52%	53.40%	-45.74%	70.73%	61.92%						
11 0091	HARTFORD FIRE & CAS GRP	2.46%	57.54%	207,314,736	2.37%	61.28%	-4.09%	43.25%	-50.89%	49.82%	51.43%						
12 0155	PROGRESSIVE GRP	2.45%	59.99%	206,047,612	3.62%	58.56%	-6.48%	56.36%	-54.55%	57.89%	57.61%						
13 0626	Ace Ltd Grp	2.30%	62.29%	193,968,379	19.85%	53.14%	13.83%	24.98%	-45.24%	45.23%	41.80%						
14 0031	BERKSHIRE HATHAWAY GRP	1.68%	63.97%	141,545,528	8.52%	58.59%	4.70%	49.86%	-50.03%	55.74%	54.81%						
15 1318	Auto Club Enterprises Ins Grp	1.62%	65.59%	136,472,948	-4.16%	56.80%	7.31%	54.46%	-48.90%	95.44%	68.29%						
16 10191	MISSOURI EMPLOYERS MUTUAL INSURANCE COMPANY	1.53%	67.13%	129,016,868	-8.82%	49.30%	-1.66%	42.21%	-48.74%	51.06%	47.48%						
17 0514	MISSOURI FARM BUREAU GRP	1.52%	68.65%	128,124,997	2.41%	71.77%	2.66%	57.68%	-50.83%	92.79%	73.97%						
18 0038	CHUBB & SON INC GRP	1.49%	70.14%	125,850,990	-2.09%	80.88%	2.05%	29.73%	-55.25%	43.78%	34.91%						
19 0150	OLD REPUBLIC GRP	1.44%	71.58%	121,161,664	24.35%	82.83%	19.73%	57.26%	-48.93%	49.27%	65.52%						
20 0200	UNITED SERV AUTOMOBILE ASSN GRP	1.14%	72.72%	96,046,385	5.95%	80.53%	-1.27%	67.92%	-46.86%	81.61%	76.71%						
21 0084	American Financial Grp	1.10%	73.82%	92,344,269	19.29%	82.30%	24.30%	40.34%	-52.76%	50.02%	59.91%						
22 0244	CINCINNATI FIN GRP	1.08%	74.90%	90,889,508	-6.21%	62.91%	4.91%	29.41%	-45.19%	76.68%	55.99%						
23 0280	AUTO OWNERS GRP	1.02%	75.92%	85,855,130	-4.39%	73.72%	4.85%	74.69%	-45.89%	95.40%	81.04%						
24 0761	ALLIANZ INS GRP	0.80%	76.72%	67,257,189	1.12%	65.01%	-2.10%	13.12%	-50.85%	62.34%	46.61%						
25 0098	WR Berkley Corp GRP	0.74%	77.46%	62,354,512	-4.99%	49.20%	-0.49%	50.98%	-52.72%	61.29%	53.90%						
26 0169	SENTRY INS GRP	0.74%	78.20%	62,295,806	8.74%	60.97%	7.33%	59.88%	-51.75%	79.05%	66.32%						
27 0065	FM GLOBAL GRP	0.69%	78.89%	58,349,493	-9.77%	26.49%	-1.30%	28.73%	-48.02%	22.11%	25.74%						
28 0532	CAMERON MUT GRP	0.63%	79.52%	53,339,639	-3.22%	81.14%	2.63%	54.79%	-49.22%	94.98%	76.81%						
29 0807	COLUMBIA INS GRP	0.56%	80.08%	47,054,183	1.95%	57.67%	-1.92%	54.06%	-50.32%	91.12%	67.72%						
30 0248	UNITED FIRE & CAS GRP	0.50%	80.58%	42,242,053	-0.51%	44.09%	3.46%	36.85%	-48.65%	66.11%	48.88%						
31 11582	MISSOURI PROFESSIONALS MUTUAL	0.49%	81.07%	41,440,608	0.55%	30.35%	-0.14%	28.46%	-51.39%	53.94%	37.75%						
32 0572	BCBS OF MI GRP	0.48%	81.56%	40,544,110	23.25%	45.02%	12.81%	42.74%	-40.27%	38.79%	42.44%						
33 0677	Philadelphia Consolidated Holding Grp	0.47%	82.03%	39,739,569	12.30%	40.02%	22.86%	61.71%	-39.51%	63.64%	53.81%						
34 0124	AMERISURE CO GRP	0.46%	82.49%	38,918,719	-3.33%	22.09%	-9.80%	29.54%	-54.19%	49.18%	34.41%						
35 0861	HOSPITAL SERV GRP	0.46%	82.95%	38,544,730	-1.35%	52.14%	-7.80%	12.34%	-47.58%	21.08%	27.92%						
Subtotals - Largest 35 Groups		82.95%		6,985,155,160	0.89%	65.88%	0.63%	53.99%	99.32%	74.63%	64.86%						
Subtotals - All Other Groups		17.05%		1,435,953,896	5.43%	64.99%	-2.28%	51.19%	95.14%	62.69%	59.74%						
Totals - All Groups		100.00%		8,421,109,056	1.63%	65.73%	0.15%	53.53%	98.65%	72.74%	64.02%						

**FIRE AND ALLIED LINES INSURANCE
MISSOURI/COUNTRYWIDE
LOSS RATIOS 1989-2008**

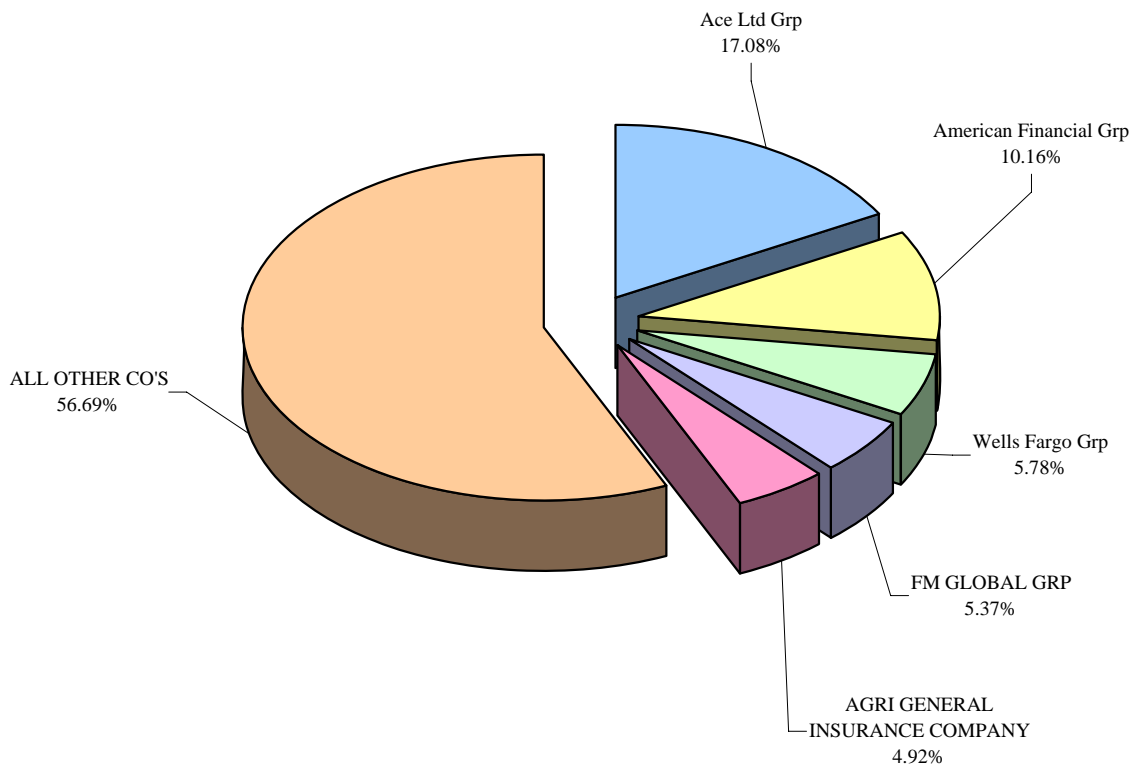


Total Fire and Allied Lines Insurance

2008 MISSOURI MARKET SHARE BY COMPANY



2008 MISSOURI MARKET SHARE BY GROUP



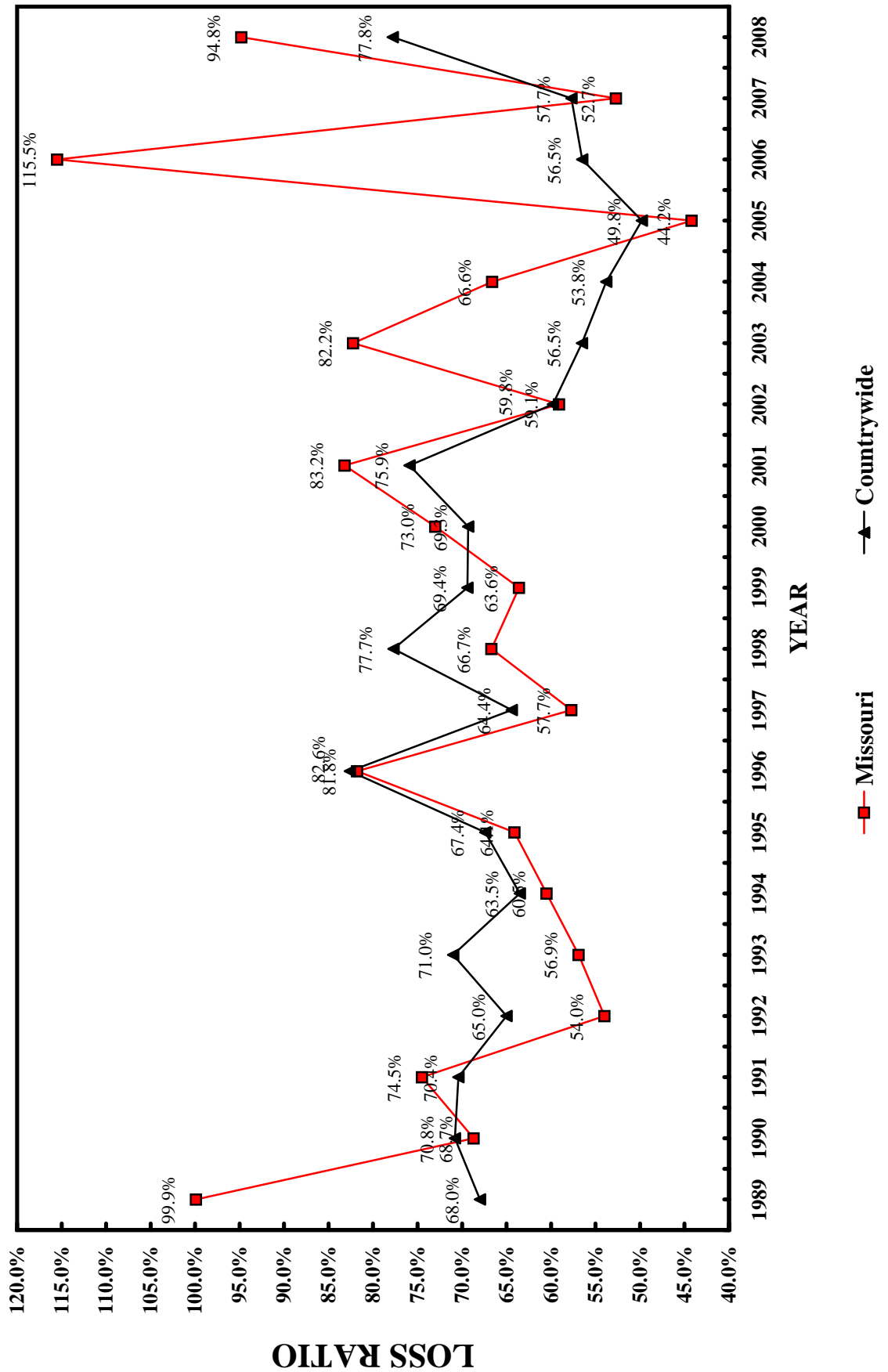
2008 MISSOURI MARKET SHARE BY COMPANY - Fire and Allied Lines Insurance

NAIC Code	Company Name	State of Domicile	2008		2008 Cumulative Market Share	2007-2008		2008		2006-2007		2005-2006		2006-2008	
			Market Share	Market Share		Change in Written Premium	Loss Ratio	Change in Written Premium	Loss Ratio	Change in Written Premium	Loss Ratio	Change in Written Premium	Loss Ratio		
1	20699 ACE PROPERTY AND CASUALTY INSURANCE COMPANY	PA	16.57%	16.57%	96,135,368	60.56%	61.37%	39.62%	37.48%	13.35%	21.90%	45.75%			
2	22136 GREAT AMERICAN INSURANCE COMPANY OF NEW YORK	NY	9.45%	26.02%	54,789,131	57.03%	105.65%	70.77%	42.87%	10.56%	23.18%	70.66%			
3	39039 RURAL COMMUNITY INSURANCE COMPANY	MN	5.78%	31.80%	33,507,504	61.30%	133.77%	29.77%	67.30%	53.82%	10.76%	86.41%			
4	42757 AGRI GENERAL INSURANCE COMPANY	IA	4.92%	36.72%	28,552,893	52.86%	103.64%	44.00%	69.96%	20.82%	43.19%	80.05%			
5	21482 FACTORY MUTUAL INSURANCE COMPANY	RI	4.21%	40.93%	24,403,963	-13.27%	12.88%	-4.82%	42.52%	-4.01%	20.58%	25.34%			
6	13897 FARMERS MUTUAL HAIL INSURANCE COMPANY OF IOWA	IA	4.05%	44.98%	23,519,818	58.96%	66.23%	47.61%	25.08%	11.79%	22.94%	44.59%			
7	23388 SHELTER MUTUAL INSURANCE COMPANY	MO	3.54%	48.52%	20,524,402	3.00%	60.22%	3.58%	36.37%	1.31%	94.61%	63.46%			
8	12548 AMERICAN AGRI-BUSINESS INSURANCE COMPANY	TX	3.46%	51.98%	20,045,981	69.15%	124.83%	66.06%	38.30%	20.95%	-18.94%	71.27%			
9	25240 NAU COUNTRY INSURANCE COMPANY	MN	3.31%	55.29%	19,202,966	33.12%	148.78%	16.88%	50.02%	97.06%	18.76%	82.37%			
10	42978 AMERICAN SECURITY INSURANCE COMPANY	DE	3.00%	58.29%	17,412,233	15.24%	50.19%	25.48%	41.11%	27.05%	44.12%	45.49%			
11	23035 LIBERTY MUTUAL FIRE INSURANCE COMPANY	WI	1.79%	60.07%	10,362,903	6.24%	35.23%	8.40%	30.61%	18.67%	68.69%	44.14%			
12	25658 TRAVELERS INDEMNITY COMPANY	CT	1.45%	61.52%	8,408,330	-13.81%	111.09%	-3.29%	-13.05%	92.56%	85.57%	57.63%			
13	34312 PRODUCERS AGRICULTURE INSURANCE COMPANY	TX	1.44%	62.96%	8,348,187	83.80%	96.01%	38.92%	32.63%	9.56%	9.85%	60.98%			
14	24112 WESTFIELD INSURANCE COMPANY	OH	1.21%	64.18%	7,036,214	155.43%	57.75%	58.61%	22.21%	639.45%	114.74%	58.12%			
15	10014 AFFILIATED FM INSURANCE COMPANY	RI	1.16%	65.34%	6,744,962	3.34%	57.39%	3.42%	4.58%	13.08%	55.70%	38.46%			
16	25674 TRAVELERS PROPERTY CASUALTY COMPANY OF AMERICA	CT	1.12%	66.46%	6,492,922	-0.80%	71.53%	-11.94%	35.71%	4.25%	196.49%	102.48%			
17	20443 CONTINENTAL CASUALTY COMPANY	IL	1.00%	67.46%	5,792,916	3.01%	110.60%	-4.21%	-22.18%	62.84%	38.33%	42.11%			
18	24740 SAFECO INSURANCE COMPANY OF AMERICA	WA	0.98%	68.44%	5,703,591	11.29%	50.74%	19.38%	22.75%	9.89%	78.11%	49.16%			
19	13412 AUSTIN MUTUAL INSURANCE COMPANY	MN	0.95%	69.39%	5,497,145	21.96%	57.77%	0.00%	65.00%	0.00%	0.00%	61.08%			
20	19720 AMERICAN ALTERNATIVE INSURANCE CORPORATION	DE	0.94%	70.33%	5,473,486	36.35%	63.74%	12.41%	71.91%	1863.13%	10.39%	54.44%			
21	13021 UNITED FIRE AND CASUALTY COMPANY	IA	0.92%	71.25%	5,321,107	2.21%	48.42%	-5.38%	67.68%	2.24%	131.62%	83.26%			
22	18988 AUTO OWNERS INSURANCE COMPANY	MI	0.88%	72.13%	5,111,584	-1.65%	162.06%	0.96%	55.85%	-0.74%	116.04%	110.98%			
23	10103 AMERICAN AGRICULTURAL INSURANCE CO	IN	0.85%	72.98%	4,913,524	43.60%	76.44%	45.65%	46.78%	3.95%	36.87%	58.24%			
24	23469 AMERICAN MODERN HOME INSURANCE CO	OH	0.81%	73.78%	4,679,643	16.17%	54.00%	17.45%	39.63%	-4.54%	75.96%	55.84%			
25	35300 ALLIANZ GLOBAL RISKS US INSURANCE COMPANY	CA	0.74%	74.53%	4,317,517	-22.92%	21.03%	9.07%	14.13%	-23.77%	106.75%	48.85%			
26	26247 AMERICAN GUARANTEE & LIABILITY INSURANCE COMPANY	NY	0.72%	75.25%	4,192,424	14.80%	13.08%	14.86%	-9.66%	44.80%	51.94%	15.52%			
27	21873 FIREMANS FUND INSURANCE COMPANY	CA	0.70%	75.95%	4,069,885	29.71%	2.91%	22.28%	3.44%	-12.93%	11.69%	5.43%			
28	22314 RSUI INDEMNITY COMPANY	NH	0.70%	76.65%	4,054,888	-5.18%	2.62%	-1.68%	13.36%	17.27%	2.61%	6.05%			
29	11185 FOREMOST INSURANCE COMPANY	MI	0.68%	77.33%	3,933,625	24.87%	61.44%	-9.67%	29.98%	3.86%	41.01%	44.44%			
30	24813 BALBOA INSURANCE COMPANY	CA	0.68%	78.01%	3,931,586	35.52%	46.26%	16.12%	40.59%	-8.40%	32.67%	40.53%			
31	36625 OLD RELIABLE CASUALTY COMPANY	MO	0.68%	78.69%	3,926,627	-4.68%	63.52%	-7.10%	50.48%	-6.38%	86.21%	67.27%			
32	41181 UNIVERSAL UNDERWRITERS INS CO	KS	0.67%	79.35%	3,863,689	-51.84%	25.17%	-14.05%	28.27%	202.38%	51.95%	36.58%			
33	10340 STONINGTON INSURANCE COMPANY	TX	0.66%	80.02%	3,848,442	60.32%	86.40%	39.06%	48.43%	25.09%	14.81%	59.71%			
34	19275 AMERICAN FAMILY MUTUAL INSURANCE COMPANY	WI	0.62%	80.63%	3,575,764	-2.15%	313.47%	-3.65%	70.02%	-1.93%	76.85%	151.41%			
35	19429 INSURANCE COMPANY OF THE STATE OF PENNSYLVANIA	PA	0.54%	81.17%	3,150,052	1141.40%	21.02%	0.00%	14.00%	0.00%	0.00%	20.57%			
Subtotals - Largest 35 Companies			81.17%		470,845,272	32.03%	79.56%	-18.36%	38.81%	-15.69%	45.85%	57.89%			
Subtotals - All Other Companies			18.83%		109,193,720	-36.71%	112.99%	-2.09%	40.79%	-33.59%	74.74%	71.79%			
Totals - All Companies			100.00%		580,038,992	9.61%	85.71%	-13.06%	39.42%	-22.26%	56.65%	61.80%			

2008 MISSOURI MARKET SHARE BY GROUP - Fire and Allied Lines Insurance

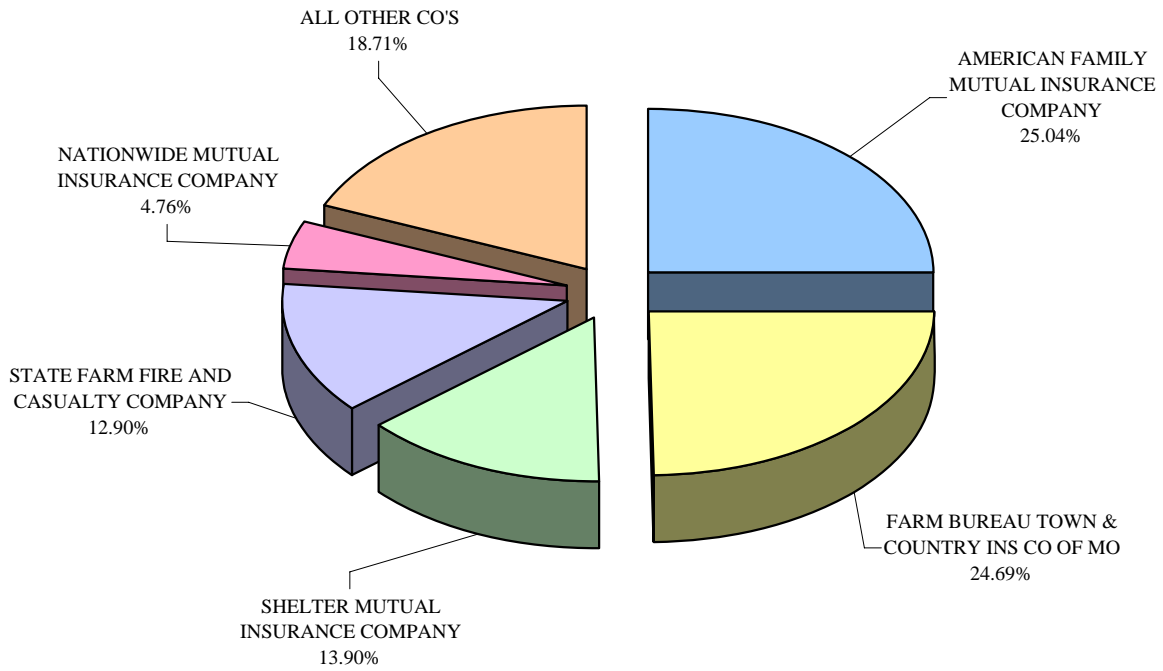
NAIC Code	Group Name	2008		2007-2008		2006-2007		2005-2006		2006-2008	
		Market Share	Cumulative Market Share	Written Premium	Change in Written Premium	Loss Ratio	Change in Written Premium	Loss Ratio	Change in Written Premium	Loss Ratio	Change in Written Premium
1 0626	Ace Ltd Grp	17.08%	17.08%	99,046,294	56.61%	61.70%	36.82%	28.24%	5.37%	39.22%	46.66%
2 0084	American Financial Grp	10.16%	27.24%	58,946,826	35.40%	100.97%	59.07%	42.48%	26.60%	28.54%	66.14%
3 0471	Wells Fargo Grp	5.78%	33.02%	33,507,504	61.34%	133.77%	30.06%	67.22%	53.44%	10.73%	86.32%
4 0065	FM GLOBAL GRP	5.37%	38.39%	31,148,925	-10.14%	21.90%	-3.37%	35.12%	-1.38%	26.16%	27.77%
5 42757	AGRI GENERAL INSURANCE COMPANY	4.92%	43.31%	28,552,893	52.86%	103.64%	44.00%	69.96%	20.82%	43.19%	80.05%
6 3548	Travelers Grp	4.15%	47.46%	24,094,380	-1.32%	120.23%	-6.32%	23.27%	18.74%	99.88%	80.74%
7 0569	FARMERS MUT HAIL INS GRP	4.06%	51.52%	23,523,793	58.94%	66.21%	47.59%	25.07%	11.64%	22.91%	44.57%
8 0123	SHELTER INS GRP	3.87%	55.39%	22,441,417	2.10%	60.62%	3.98%	34.81%	2.18%	91.57%	62.05%
9 0111	LIBERTY MUT GRP	3.67%	59.06%	21,307,839	-4.61%	40.57%	5.84%	32.72%	17.35%	75.70%	49.26%
10 3786	Endurance Grp	3.46%	62.52%	20,045,981	69.15%	124.83%	66.06%	38.30%	20.95%	-18.94%	71.27%
11 0019	Assurant Inc Grp	3.41%	65.92%	19,752,872	-2.08%	97.43%	21.16%	53.44%	46.51%	38.04%	64.23%
12 25240	NAU COUNTRY INSURANCE COMPANY	3.31%	69.23%	19,202,966	33.12%	148.78%	16.88%	50.02%	97.06%	18.76%	82.37%
13 0212	ZURICH INS GRP	2.85%	72.08%	16,532,897	-12.78%	43.02%	-4.96%	21.39%	68.60%	59.68%	40.65%
14 0361	Munich Re Grp	1.94%	74.02%	11,236,046	26.22%	58.85%	16.15%	53.58%	98.21%	51.16%	55.09%
15 0761	ALLIANZ INS GRP	1.46%	75.48%	8,459,515	-3.82%	12.76%	13.56%	10.04%	-21.79%	73.86%	31.40%
16 3382	Producers Lloyds Grp	1.44%	76.92%	8,348,187	83.80%	96.01%	38.92%	32.63%	9.56%	9.85%	60.98%
17 0228	WESTFIELD Grp	1.21%	78.13%	7,036,214	155.43%	57.75%	58.61%	22.21%	639.45%	114.74%	58.12%
18 0248	UNITED FIRE & CAS GRP	1.16%	79.29%	6,748,474	0.40%	46.18%	-2.71%	63.08%	1.27%	108.79%	73.01%
19 0218	CNA INS GRP	1.02%	80.32%	5,942,762	5.96%	107.02%	-3.40%	13.32%	55.32%	84.83%	64.76%
20 13412	AUSTIN MUTUAL INSURANCE COMPANY	0.95%	81.27%	5,497,145	21.96%	57.77%	0.00%	65.00%	0.00%	0.00%	61.08%
21 0280	AUTO OWNERS GRP	0.95%	82.21%	5,496,097	-0.42%	153.91%	0.65%	53.73%	0.35%	111.51%	106.17%
22 0012	AMERICAN INTL GRP	0.91%	83.12%	5,282,407	68.42%	43.97%	11.78%	19.81%	194.36%	27.61%	32.76%
23 0140	NATIONWIDE CORP GRP	0.91%	84.03%	5,259,615	-16.04%	80.26%	-15.98%	59.49%	19.99%	73.66%	70.88%
24 10103	AMERICAN AGRICULTURAL INSURANCE CO	0.85%	84.88%	4,913,524	43.60%	76.44%	45.65%	46.78%	3.95%	36.87%	58.24%
25 1330	Balboa Ins Grp	0.81%	85.69%	4,689,862	61.66%	44.25%	16.12%	40.59%	-8.40%	32.67%	39.91%
26 0215	UNITRIN GRP	0.74%	86.42%	4,272,490	-1.84%	83.43%	-3.48%	48.70%	-6.18%	86.26%	72.96%
27 0501	Alleghany Grp	0.71%	87.13%	4,093,857	-5.10%	2.64%	-2.33%	12.96%	17.58%	2.82%	6.00%
28 1331	Glencoe US Holdings Grp	0.66%	87.79%	3,848,442	60.32%	86.40%	39.06%	48.43%	25.09%	14.81%	59.71%
29 0175	STATE AUTO MUT GRP	0.62%	88.42%	3,612,942	-2.69%	41.03%	-5.70%	24.36%	-9.45%	57.83%	41.52%
30 0473	AMERICAN FAMILY INS GRP	0.62%	89.03%	3,575,764	-2.15%	313.47%	-3.65%	70.02%	-1.93%	76.85%	151.41%
31 0007	FEDERATED MUT GRP	0.55%	89.58%	3,162,566	-6.93%	46.17%	-1.42%	26.79%	1.59%	26.13%	32.76%
32 0532	CAMERON MUT GRP	0.50%	90.08%	2,899,241	-4.24%	63.02%	1.55%	41.81%	4.14%	103.38%	69.21%
33 0513	IOWA FARM BUREAU GRP	0.49%	90.57%	2,854,716	119.64%	152.64%	0.00%	19.09%	0.00%	0.00%	111.09%
34 0091	HARTFORD FIRE & CAS GRP	0.48%	91.05%	2,791,723	12.40%	192.26%	-51.76%	-8.74%	-11.83%	36.05%	66.25%
35 0408	AMERICAN NATL FIN GRP	0.47%	91.52%	2,746,869	1.99%	230.69%	9.49%	72.89%	6.40%	114.57%	141.04%
Subtotals - Largest 35 Groups		91.52%		530,873,045	25.13%	82.65%	-15.39%	38.32%	-14.84%	51.08%	59.70%
Subtotals - All Other Groups		8.48%		49,165,947	-53.14%	120.13%	-3.64%	44.72%	-48.64%	77.33%	73.68%
Totals - All Groups		100.00%		580,038,992	9.61%	85.71%	-13.06%	39.42%	-22.26%	56.65%	61.80%

FARMOWNERS INSURANCE MISSOURI/COUNTRYWIDE LOSS RATIOS 1989-2008

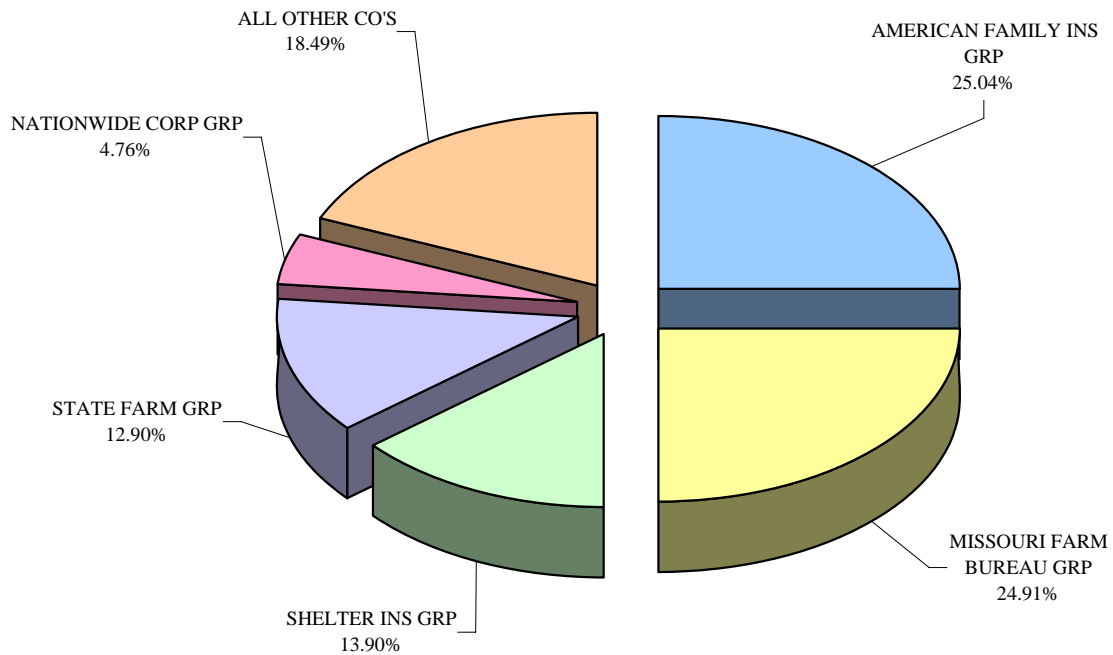


Total Farmowners Insurance

2008 MISSOURI MARKET SHARE BY COMPANY



2008 MISSOURI MARKET SHARE BY GROUP



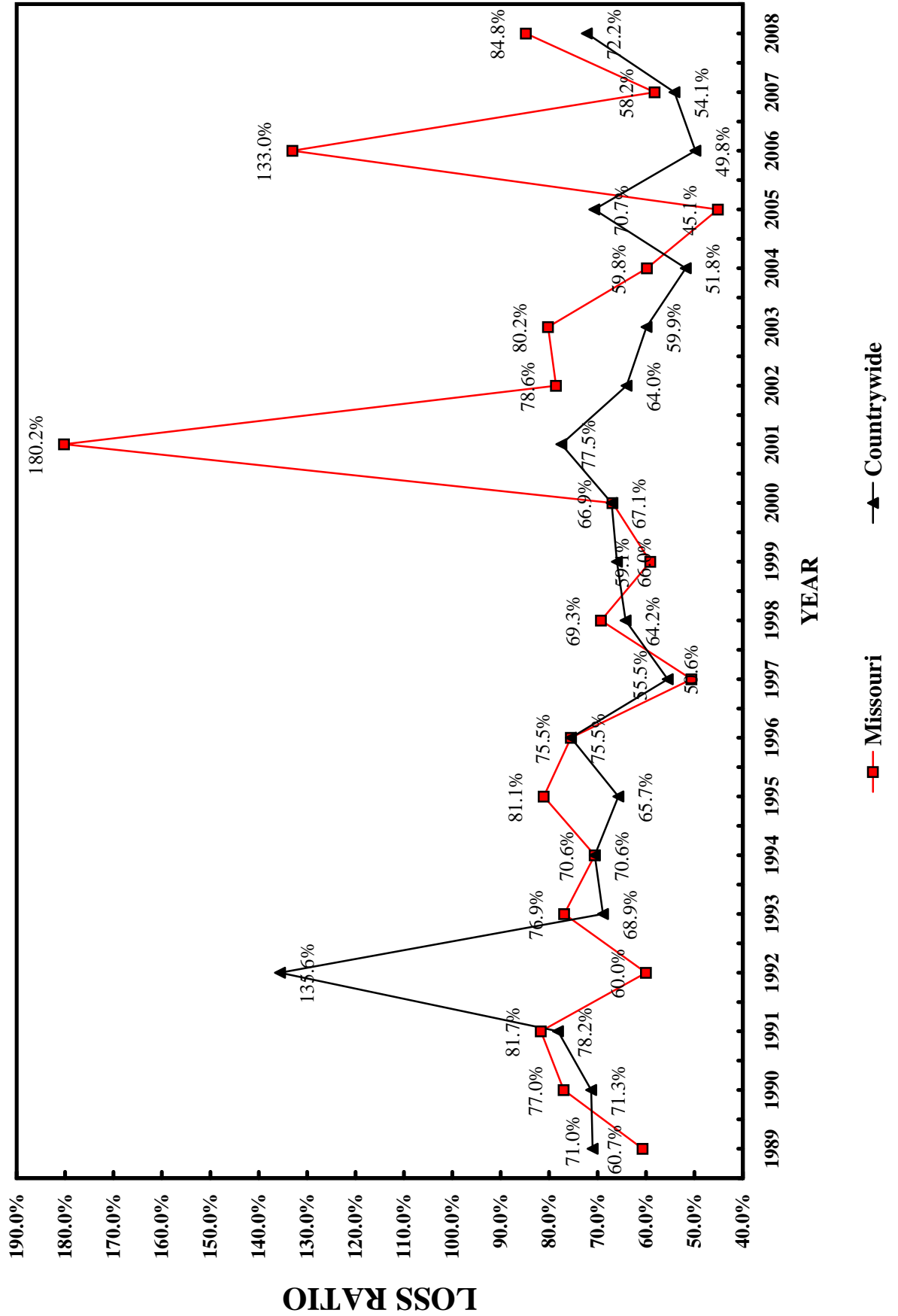
2008 MISSOURI MARKET SHARE BY COMPANY - Farmowners Insurance

NAIC Code	Company Name	State of Domicile	2008		2007-2008		2006-2007		2005-2006		2006-2008	
			Market Share	Cumulative Market Share	Change in Written Premium	Loss Ratio	Change in Written Premium	Loss Ratio	Change in Written Premium	Loss Ratio	Change in Written Premium	Loss Ratio
1 19275	AMERICAN FAMILY MUTUAL INSURANCE COMPANY	WI	25.04%	25.04%	27,333,695	5.90%	100.19%	10.39%	62.80%	7.57%	132.36%	97.59%
2 26859	FARM BUREAU TOWN & COUNTRY INS CO OF MO	MO	24.69%	49.73%	26,949,861	6.07%	89.07%	7.61%	63.96%	3.37%	107.85%	86.60%
3 23388	SHELTER MUTUAL INSURANCE COMPANY	MO	13.90%	63.64%	15,172,014	1.71%	94.15%	6.20%	52.75%	0.21%	109.85%	85.42%
4 25143	STATE FARM FIRE AND CASUALTY COMPANY	IL	12.90%	76.53%	14,079,263	7.55%	107.70%	8.74%	34.19%	9.79%	130.93%	90.29%
5 23787	NATIONWIDE MUTUAL INSURANCE COMPANY	OH	4.76%	81.29%	5,195,252	5.06%	76.14%	9.75%	44.40%	6.93%	89.03%	69.52%
6 15725	CAMERON MUTUAL INSURANCE COMPANY	MO	3.48%	84.78%	3,801,470	4.31%	108.01%	-3.24%	36.27%	-2.53%	102.14%	82.42%
7 21970	ONEBEACON INSURANCE COMPANY	PA	2.27%	87.04%	2,472,584	-21.75%	87.86%	-5.27%	-5.73%	-2.46%	100.27%	60.54%
8 40371	COLUMBIA MUTUAL INSURANCE COMPANY	MO	1.80%	88.84%	1,961,076	-0.35%	75.39%	-5.10%	80.01%	-6.11%	94.45%	83.55%
9 19194	FARMERS ALLIANCE MUTUAL INSURANCE COMPANY	KS	1.78%	90.62%	1,940,386	0.63%	136.29%	3.38%	38.22%	-7.36%	122.93%	99.38%
10 19704	AMERICAN STATES INSURANCE COMPANY	IN	1.43%	92.05%	1,560,532	2.06%	96.78%	-0.78%	49.74%	-7.81%	101.57%	82.87%
11 43575	INDEMNITY INSURANCE COMPANY OF NORTH AMERICA	PA	1.26%	93.31%	1,373,068	4.43%	92.18%	-3.48%	55.02%	8.78%	96.80%	81.13%
12 39217	QBE INSURANCE CORPORATION	PA	1.02%	94.32%	1,111,153	0.00%	49.58%	0.00%	0.00%	0.00%	0.00%	49.58%
13 19640	COLUMBIA NATIONAL INSURANCE COMPANY	NE	0.89%	95.21%	971,417	2.69%	77.86%	-1.41%	17.51%	-3.84%	131.32%	76.50%
14 19216	SOUTHERN INSURANCE COMPANY	TX	0.63%	95.84%	685,139	2.72%	119.04%	3.99%	30.20%	4.68%	72.91%	73.82%
15 25615	CHARTER OAK FIRE INSURANCE CO THE	CT	0.52%	96.36%	568,482	21.49%	189.34%	18.80%	42.23%	16.83%	200.49%	144.78%
16 21857	AMERICAN INSURANCE COMPANY THE	OH	0.47%	96.83%	508,143	-0.26%	35.96%	28.51%	54.61%	30.23%	44.12%	44.68%
17 10111	AMERICAN BANKERS INSURANCE COMPANY OF FLORIDA	FL	0.40%	97.23%	437,458	2.65%	116.23%	23.21%	31.72%	33.63%	79.28%	77.68%
18 25666	TRAVELERS INDEMNITY COMPANY OF AMERICA	CT	0.36%	97.59%	392,086	22.31%	95.91%	43.65%	110.56%	52.77%	53.11%	90.86%
19 25658	TRAVELERS INDEMNITY COMPANY	CT	0.33%	97.92%	360,322	0.36%	52.65%	9.74%	76.89%	65.18%	50.06%	60.49%
20 19690	AMERICAN ECONOMY INSURANCE COMPANY	IN	0.32%	98.23%	344,891	29.40%	39.36%	84.90%	114.30%	144.97%	143.02%	83.60%
21 21881	NATIONAL SURETY CORPORATION	IL	0.29%	98.52%	317,194	32.34%	42.27%	-16.74%	25.93%	52.41%	52.07%	39.94%
22 27065	ROCKFORD MUTUAL INSURANCE COMPANY	IL	0.25%	98.78%	278,263	-4.40%	4.19%	-2.40%	7.24%	3.43%	98.20%	36.71%
23 19615	AMERICAN RELIABLE INSURANCE COMPANY	AZ	0.25%	99.03%	274,330	-1.49%	76.62%	-11.12%	79.20%	-17.13%	33.03%	61.90%
24 12345	FARM BUREAU NEW HORIZONS INSURANCE COMPANY OF MISS	MO	0.21%	99.25%	234,547	43.32%	35.59%	106.53%	18.28%	0.00%	37.43%	29.53%
25 11878	MUTUALAID EXCHANGE	KS	0.21%	99.45%	223,980	-2.32%	31.89%	7.08%	70.21%	1.26%	70.93%	57.42%
26 16691	GREAT AMERICAN INSURANCE COMPANY	OH	0.14%	99.59%	153,958	27.01%	-10.87%	49.52%	37.85%	5.28%	90.69%	33.05%
27 25682	TRAVELERS INDEMNITY COMPANY OF CONNECTICUT	CT	0.12%	99.71%	130,239	1.57%	39.51%	7.01%	29.91%	41.86%	627.87%	202.39%
28 34690	PROPERTY & CASUALTY INSURANCE COMPANY OF HARTFORD	IN	0.09%	99.80%	96,889	-5.92%	23.15%	-0.83%	77.27%	-2.99%	421.65%	176.11%
29 21873	FIREMANS FUND INSURANCE COMPANY	CA	0.05%	99.85%	53,355	-6.13%	89.59%	5.94%	32.78%	-81.66%	342.47%	202.84%
30 24112	WESTFIELD INSURANCE COMPANY	OH	0.04%	99.89%	44,109	518.29%	139.79%	0.00%	16.03%	0.00%	0.00%	133.61%
31 10502	MERIDIAN CITIZENS MUTUAL INSURANCE COMPANY	IN	0.04%	99.93%	42,210	0.00%	89.79%	0.00%	0.00%	0.00%	0.00%	89.79%
32 40045	STARNET INSURANCE COMPANY	DE	0.03%	99.96%	36,252	-4.15%	-22.39%	-28.66%	13.79%	20.94%	27.89%	8.46%
33 38970	MARKEL INSURANCE COMPANY	IL	0.03%	99.99%	30,539	-46.10%	20.06%	-15.52%	73.18%	-16.67%	151.33%	91.50%
34 22136	GREAT AMERICAN INSURANCE COMPANY OF NEW YORK	NY	0.01%	100.00%	10,452	-36.17%	-22.36%	-5.39%	14.72%	-63.14%	28.29%	11.09%
35 23655	MODERN SERVICE INSURANCE COMPANY	IL	0.00%	100.00%	4,250	5.85%	590.93%	32.16%	2.96%	0.00%	2.37%	301.83%
Subtotals - Largest 35 Companies			100.00%	109,148,859	109,148,859	5.55%	94.98%	-6.53%	52.55%	-3.86%	115.50%	87.32%
Subtotals - All Other Companies			0.00%	(2,725)	-101,355	-3434.29%	15.68%	119.44%	-4.89%	105.87%	-3.86%	87.29%
Totals - All Companies			100.00%	109,146,134	109,146,134	5.34%	94.77%	-6.49%	52.71%	-3.86%	115.48%	87.29%

2008 MISSOURI MARKET SHARE BY GROUP - Farmowners Insurance

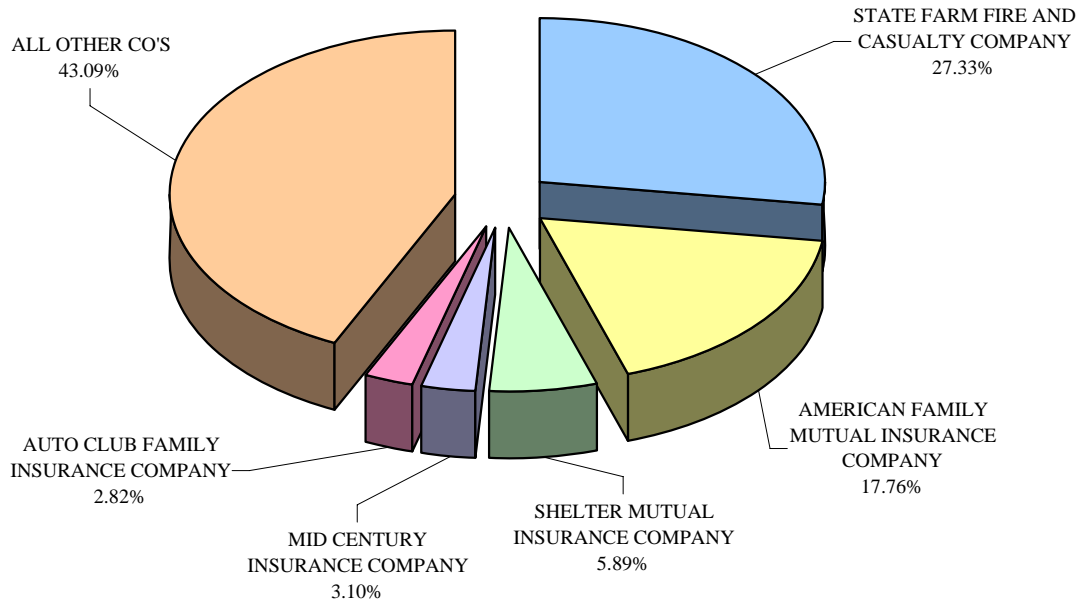
NAIC Code	Group Name	2008		2007-2008		2006-2007		2005-2006		2006-2008	
		Market Share	Cumulative Market Share	Written Premium	Change in Written Premium	Loss Ratio	Change in Loss Ratio	Loss Ratio	Change in Loss Ratio	Loss Ratio	Change in Loss Ratio
1 0473	AMERICAN FAMILY INS GRP	25.04%	25.04%	27,333,695	5.90%	100.19%	10.39%	62.80%	7.57%	132.36%	97.59%
2 0514	MISSOURI FARM BUREAU GRP	24.91%	49.95%	27,184,408	6.31%	88.66%	7.94%	63.72%	3.71%	107.75%	86.32%
3 0123	SHELTER INS GRP	13.90%	63.85%	15,172,014	1.71%	94.15%	6.20%	52.75%	0.21%	109.85%	85.42%
4 0176	STATE FARM GRP	12.90%	76.75%	14,079,263	7.55%	107.70%	8.74%	34.19%	9.79%	130.93%	90.29%
5 0140	NATIONWIDE CORP GRP	4.76%	81.51%	5,195,252	5.06%	76.14%	9.75%	42.98%	6.93%	89.03%	69.05%
6 0532	CAMERON MUT GRP	3.48%	84.99%	3,801,470	4.31%	108.01%	-3.24%	36.27%	-2.53%	102.14%	82.42%
7 0807	COLUMBIA INS GRP	2.69%	87.68%	2,932,493	0.64%	76.19%	-3.94%	60.00%	-5.41%	106.15%	81.29%
8 1129	WHITE MOUNTAINS GRP	2.27%	89.94%	2,472,584	-21.75%	87.86%	-5.57%	-5.74%	-2.58%	100.18%	60.51%
9 0214	ALLIANCE INS GRP	1.78%	91.72%	1,940,386	0.63%	136.29%	3.38%	38.22%	-7.36%	122.93%	99.38%
10 0111	LIBERTY MUT GRP	1.75%	93.47%	1,905,423	6.12%	87.05%	6.55%	57.86%	-2.62%	104.53%	82.96%
11 3548	Travelers Grp	1.33%	94.80%	1,451,129	13.75%	115.77%	19.90%	66.80%	38.95%	173.66%	114.53%
12 0626	Ace Ltd Grp	1.26%	96.06%	1,373,068	4.43%	92.18%	-3.48%	55.02%	8.78%	96.80%	81.13%
13 0796	QBE INS GRP	1.02%	97.07%	1,111,153	0.00%	49.58%	0.00%	0.00%	0.00%	0.00%	68.77%
14 0761	ALLIANZ INS GRP	0.81%	97.88%	879,051	7.81%	41.59%	10.50%	43.58%	-6.82%	83.70%	55.67%
15 0019	Assurant Inc Grp	0.65%	98.53%	711,788	1.01%	101.19%	6.89%	52.62%	3.50%	55.06%	70.67%
16 3489	Delek Grp	0.63%	99.16%	685,139	2.72%	119.04%	3.99%	30.20%	4.68%	72.91%	73.82%
17 27065	ROCKFORD MUTUAL INSURANCE COMPANY	0.25%	99.41%	278,263	-4.40%	4.19%	-2.40%	7.24%	3.43%	98.20%	36.71%
18 11878	MUTUALAID EXCHANGE	0.21%	99.62%	223,980	-2.32%	31.89%	7.08%	70.21%	1.26%	70.93%	57.42%
19 0084	American Financial Grp	0.15%	99.77%	161,326	10.52%	-11.40%	11.40%	28.12%	-14.39%	66.04%	27.63%
20 0091	HARTFORD FIRE & CAS GRP	0.09%	99.86%	96,889	-5.92%	54.33%	-0.83%	76.93%	-2.99%	367.05%	167.64%
21 0228	WESTFIELD Grp	0.04%	99.90%	44,109	518.29%	139.79%	0.00%	16.03%	0.00%	0.00%	133.61%
22 0175	STATE AUTO MUT GRP	0.04%	99.93%	42,210	0.00%	89.79%	0.00%	0.00%	0.00%	0.00%	89.79%
23 0098	WR Berkley Corp GRP	0.03%	99.97%	36,252	-4.15%	-22.39%	-28.66%	13.79%	20.94%	27.89%	8.46%
24 0785	MARKEL CORP GRP	0.03%	100.00%	30,539	-46.10%	20.06%	-15.52%	73.18%	-16.67%	151.33%	91.50%
25 0050	Country Ins & Fin Serv Grp	0.00%	100.00%	4,250	5.85%	590.93%	32.16%	2.96%	0.00%	2.37%	301.83%
26 0031	BERKSHIRE HATHAWAY GRP	0.00%	100.00%	0	0.00%	0.00%	0.00%	0.00%	0.00%	0.00%	N/A
27 0158	FAIRFAX FIN GRP	0.00%	100.00%	0	0.00%	0.00%	0.00%	0.00%	0.00%	0.00%	N/A
28 0218	CNA INS GRP	0.00%	100.00%	0	0.00%	0.00%	0.00%	0.00%	0.00%	0.00%	N/A
29 0517	HANNOVER GRP	0.00%	100.00%	0	-100.00%	0.00%	0.00%	250.19%	0.00%	0.00%	-46.07%
30 0920	UNITED NATL GRP	0.00%	100.00%	0	-100.00%	0.00%	-24.06%	119.35%	10.02%	119.01%	119.18%
31 25240	NAU COUNTRY INSURANCE COMPANY	0.00%	100.00%	0	0.00%	0.00%	0.00%	0.00%	0.00%	0.00%	N/A
Totals - All Groups		100.00%		109,146,134	5.34%	94.77%	-6.49%	52.71%	-3.86%	115.48%	87.29%

HOMEOWNERS INSURANCE MISSOURI/COUNTRYWIDE LOSS RATIOS 1989-2008

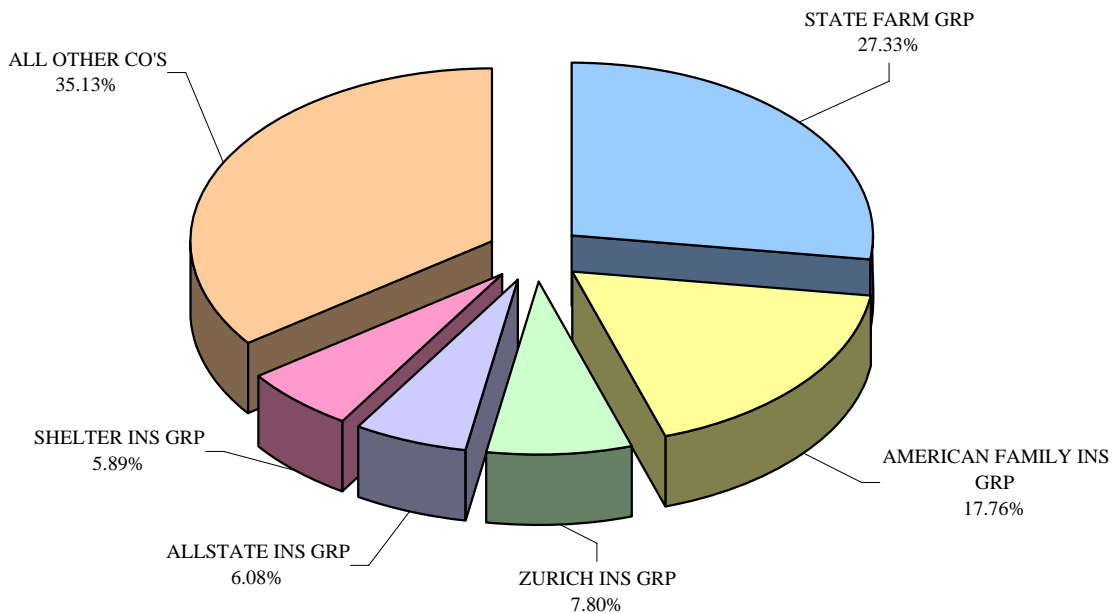


Total Homeowners Insurance

2008 MISSOURI MARKET SHARE BY COMPANY



2008 MISSOURI MARKET SHARE BY GROUP



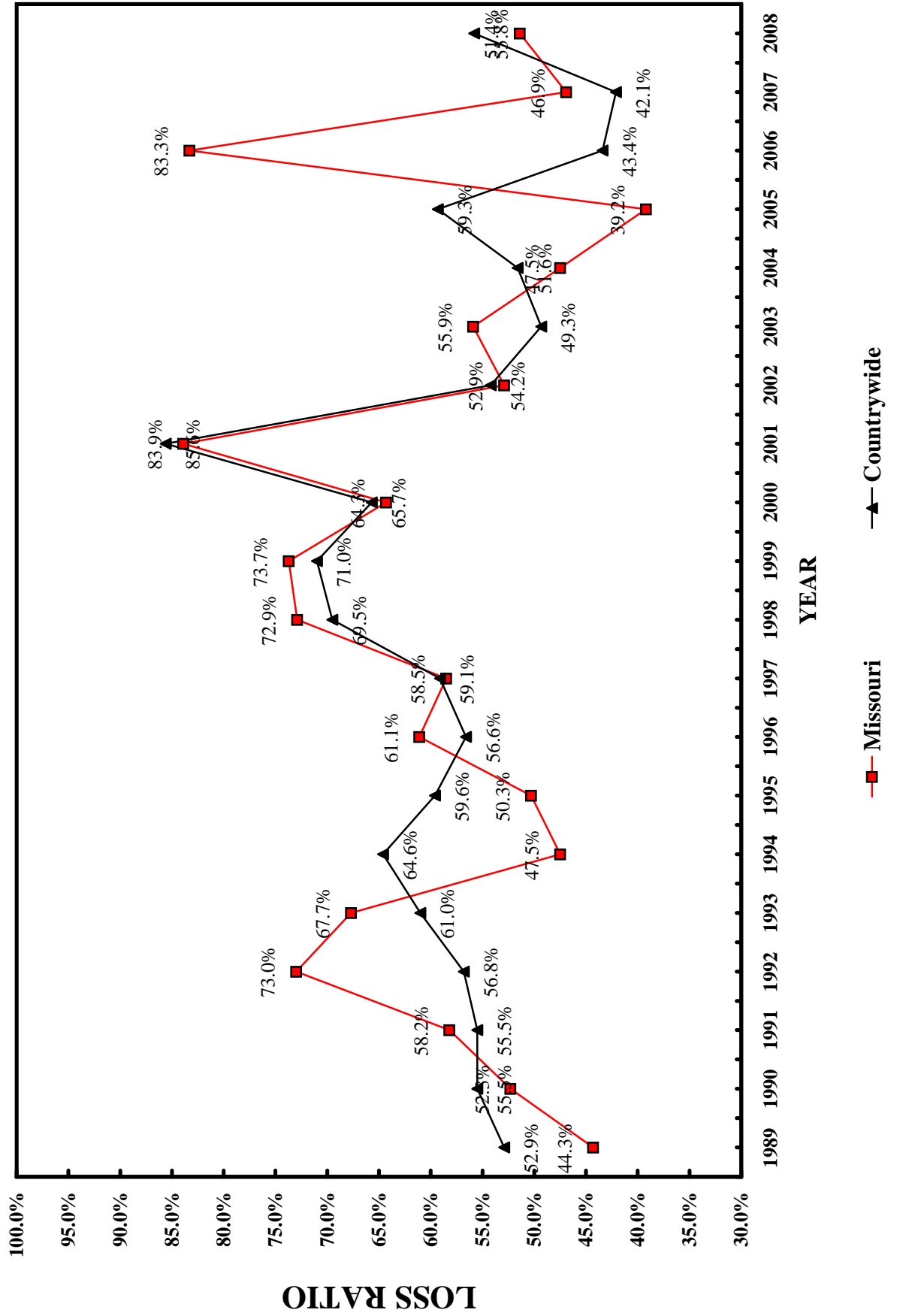
2008 MISSOURI MARKET SHARE BY COMPANY - Homeowners

NAIC Code	Company Name	State of Domicile	2008		2007-2008		2006-2007		2005-2006		2006-2008	
			Market Share	Cumulative Market Share	Change in Written Premium	Loss Ratio	Change in Written Premium	Loss Ratio	Change in Written Premium	Loss Ratio	Change in Written Premium	Loss Ratio
1 25143	STATE FARM FIRE AND CASUALTY COMPANY	IL	27.33%	27.33%	346,524,279	8.49%	88.52%	9.39%	46.22%	7.16%	156.90%	95.42%
2 19275	AMERICAN FAMILY MUTUAL INSURANCE COMPANY	WI	17.76%	45.10%	225,202,888	2.73%	92.18%	-0.40%	72.21%	-1.20%	147.15%	103.86%
3 23388	SHELTER MUTUAL INSURANCE COMPANY	MO	5.89%	50.99%	74,636,547	1.46%	86.39%	9.61%	56.81%	0.44%	157.87%	99.20%
4 21687	MID CENTURY INSURANCE COMPANY	CA	3.10%	54.09%	39,325,045	-4.31%	91.35%	0.88%	52.69%	12.79%	109.26%	83.76%
5 27235	AUTO CLUB FAMILY INSURANCE COMPANY	MO	2.82%	56.91%	35,793,676	1.02%	54.96%	11.22%	44.13%	10.13%	159.11%	83.05%
6 24740	SAFEQ INSURANCE COMPANY OF AMERICA	WA	2.67%	59.58%	33,806,836	2.71%	49.70%	4.40%	46.86%	-2.72%	115.81%	70.43%
7 17230	ALLSTATE PROPERTY & CASUALTY INSURANCE COMPANY	IL	2.59%	62.17%	32,826,336	16.84%	91.96%	29.37%	79.39%	69.95%	131.46%	97.01%
8 26859	FARM BUREAU TOWN & COUNTRY INS CO OF MO	MO	2.51%	64.68%	31,879,982	2.70%	91.26%	3.49%	61.78%	-1.69%	122.84%	91.81%
9 21660	FIRE INSURANCE EXCHANGE	CA	2.11%	66.79%	26,746,728	-2.56%	95.04%	-2.73%	46.22%	-2.33%	124.52%	88.73%
10 19070	STANDARD FIRE INSURANCE COMPANY	CT	1.83%	68.62%	23,177,069	-11.85%	61.42%	3.72%	53.25%	38.50%	105.44%	71.47%
11 19240	ALLSTATE INDEMNITY COMPANY	IL	1.80%	70.42%	22,862,620	-7.09%	80.88%	-8.94%	64.81%	-11.05%	128.24%	93.00%
12 23035	LIBERTY MUTUAL FIRE INSURANCE COMPANY	WI	1.62%	72.04%	20,523,814	9.57%	84.78%	6.85%	55.70%	5.35%	123.94%	87.36%
13 21652	FARMERS INSURANCE EXCHANGE	CA	1.59%	73.63%	20,098,154	181.01%	98.05%	400.68%	33.16%	-10.79%	72.68%	83.30%
14 27998	TRAVELERS HOME AND MARINE INSURANCE COMPANY THE	CT	1.44%	75.07%	18,251,589	142.03%	88.88%	0.00%	22.91%	0.00%	0.00%	77.81%
15 19232	ALLSTATE INSURANCE COMPANY	IL	1.41%	76.48%	17,850,663	-8.62%	58.26%	-9.49%	46.33%	-8.87%	118.90%	76.52%
16 25941	UNITED SERVICES AUTOMOBILE ASSOCIATION	TX	1.37%	77.84%	17,327,632	8.61%	100.01%	0.90%	79.46%	5.74%	116.88%	98.69%
17 19100	AMCO INSURANCE COMPANY	IA	1.34%	79.18%	16,948,348	-8.10%	70.01%	8.15%	51.79%	15.88%	109.68%	75.60%
18 23515	MIDWESTERN INDEMNITY COMPANY THE	OH	0.95%	80.13%	12,063,128	34.54%	81.34%	35.77%	65.25%	0.86%	103.73%	81.97%
19 18988	AUTO OWNERS INSURANCE COMPANY	MI	0.88%	81.01%	11,172,224	-1.22%	140.23%	-1.45%	99.66%	-3.06%	162.54%	134.29%
20 20990	COUNTRY MUTUAL INSURANCE COMPANY	IL	0.86%	81.87%	10,940,811	13.66%	78.23%	17.05%	69.38%	17.14%	82.94%	76.63%
21 15725	CAMERON MUTUAL INSURANCE COMPANY	MO	0.83%	82.71%	10,557,541	-10.77%	109.93%	5.25%	70.21%	5.35%	154.31%	110.72%
22 21849	AMERICAN AUTOMOBILE INSURANCE COMPANY	MO	0.77%	83.47%	9,712,382	-3.35%	49.17%	8.41%	40.27%	12.48%	77.55%	54.91%
23 34690	PROPERTY & CASUALTY INSURANCE COMPANY OF HARTFORD	IN	0.77%	84.24%	9,710,618	14.24%	71.50%	18.48%	77.38%	25.66%	124.87%	88.12%
24 28401	AMERICAN NATIONAL PROPERTY & CASUALTY COMPANY	MO	0.76%	85.00%	9,695,032	-4.92%	100.87%	11.96%	62.03%	3.96%	159.82%	106.20%
25 26093	NATIONWIDE AFFINITY INSURANCE COMPANY OF AMERICA	OH	0.75%	85.76%	9,555,701	184.66%	82.71%	0.00%	133.15%	0.00%	0.00%	89.31%
26 25968	USAA CASUALTY INSURANCE COMPANY	TX	0.70%	86.46%	8,927,263	12.88%	76.57%	-0.63%	66.35%	10.03%	134.09%	91.64%
27 30104	HARTFORD UNDERWRITERS INSURANCE COMPANY	CT	0.65%	87.11%	8,215,249	-0.64%	64.38%	-3.56%	92.40%	-5.12%	111.93%	90.10%
28 42579	ALLIED PROPERTY & CASUALTY INSURANCE COMPANY	IA	0.63%	87.74%	8,042,475	-17.05%	97.56%	-16.47%	61.46%	-4.23%	146.59%	103.73%
29 20303	GREAT NORTHERN INSURANCE COMPANY	IN	0.61%	88.36%	7,742,575	-2.34%	38.89%	-2.96%	18.26%	2.45%	56.19%	37.81%
30 14400	LITIZ MUTUAL INSURANCE COMPANY	PA	0.55%	88.91%	6,970,883	-9.41%	115.31%	-3.99%	77.09%	-3.79%	123.82%	105.44%
31 20419	HOMESITE INDEMNITY COMPANY	KS	0.51%	89.41%	6,411,772	25.56%	70.10%	11.23%	58.03%	21.45%	168.20%	93.97%
32 25127	STATE AUTO PROPERTY & CASUALTY INSURANCE COMPANY	IA	0.44%	89.85%	5,517,922	11.28%	45.20%	0.57%	26.60%	-2.74%	102.45%	57.98%
33 24260	PROGRESSIVE CASUALTY INSURANCE COMPANY	OH	0.42%	90.27%	5,355,846	-9.17%	72.29%	4.05%	55.58%	5.79%	85.26%	70.83%
34 26298	METROPOLITAN PROPERTY & CASUALTY INSURANCE COMPAN ¹	RI	0.38%	90.65%	4,842,319	0.31%	95.55%	7.28%	65.26%	2.31%	115.12%	91.69%
35 11185	FOREMOST INSURANCE COMPANY	MI	0.37%	91.03%	4,746,259	-10.60%	63.49%	-2.09%	60.42%	-12.04%	77.62%	67.56%
Subtotals - Largest 35 Companies			91.03%		1,153,962,206	6.07%	85.28%	-6.10%	57.53%	-4.05%	139.70%	93.20%
Subtotals - All Other Companies			8.97%		113,779,090	10.02%	79.32%	-0.35%	63.86%	2.03%	69.74%	71.09%
Totals - All Companies			100.00%		1,267,741,296	6.42%	84.76%	-5.60%	58.09%	-3.49%	133.07%	91.20%

2008 MISSOURI MARKET SHARE BY GROUP - Homeowners Insurance

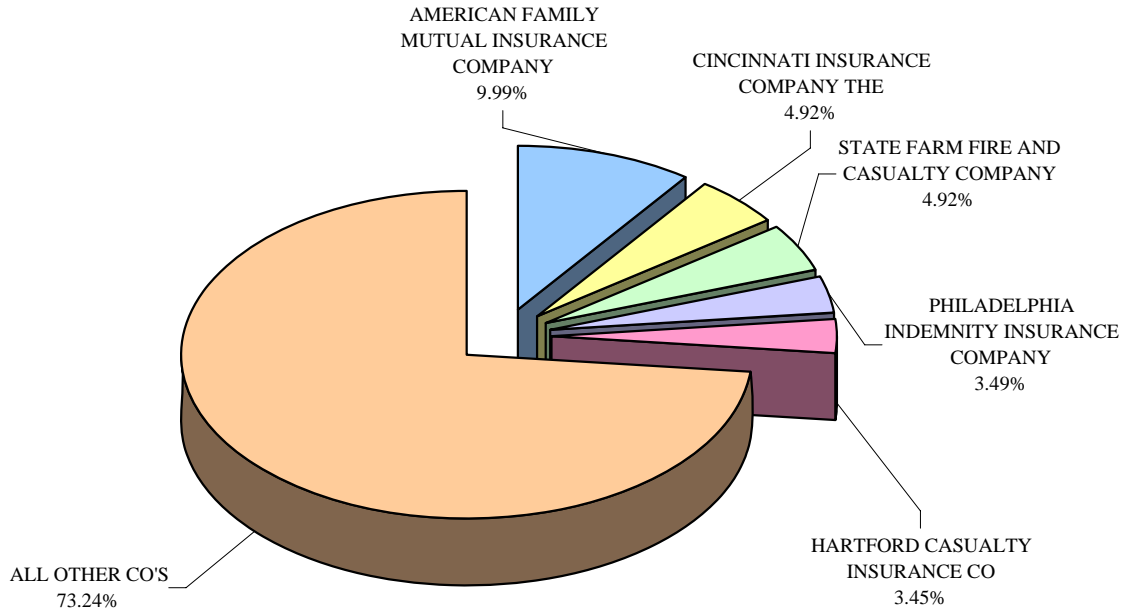
NAIC Code	Group Name	2008		2007-2008		2008		2006-2007		2005-2006		2006		2006-2008	
		Market Share	Cumulative Market Share	Written Premium	Change in Written Premium	Loss Ratio	Change in Written Premium	Loss Ratio	Change in Written Premium	Loss Ratio	Change in Written Premium	Loss Ratio	Change in Written Premium	Loss Ratio	Change in Written Premium
1 0176	STATE FARM GRP	27.33%	27.33%	346,524,279	8.49%	88.52%	9.39%	46.22%	7.16%	156.90%	95.42%				
2 0473	AMERICAN FAMILY INS GRP	17.76%	45.10%	225,202,888	2.73%	92.18%	-0.40%	72.21%	-1.20%	147.15%	103.86%				
3 0212	ZURICH INS GRP	7.80%	52.90%	98,928,786	10.94%	89.65%	5.87%	50.98%	3.51%	109.80%	83.25%				
4 0008	ALLSTATE INS GRP	6.08%	58.98%	77,099,559	1.67%	80.34%	-1.42%	65.58%	1.88%	124.37%	90.19%				
5 0123	SHELTER INS GRP	5.89%	64.87%	74,636,547	1.46%	86.39%	9.61%	56.81%	0.44%	157.87%	99.20%				
6 0111	LIBERTY MUT GRP	5.33%	70.20%	67,582,402	9.07%	65.60%	7.88%	51.77%	-0.62%	116.24%	77.04%				
7 3548	Travelers Grp	3.55%	73.75%	44,971,867	20.01%	68.91%	29.20%	54.50%	30.10%	109.44%	74.51%				
8 0140	NATIONWIDE CORP GRP	3.08%	76.83%	39,033,377	9.23%	79.19%	8.07%	59.58%	9.30%	122.69%	85.89%				
9 1318	Auto Club Enterprises Ins Grp	2.82%	79.65%	35,793,676	1.02%	54.96%	11.22%	44.13%	10.13%	159.11%	83.05%				
10 0514	MISSOURI FARM BUREAU GRP	2.59%	82.25%	32,890,466	3.45%	90.86%	4.96%	61.05%	-0.71%	122.40%	91.14%				
11 0200	UNITED SERV AUTOMOBILE ASSN GRP	2.15%	84.39%	27,213,832	11.98%	92.99%	2.00%	75.17%	7.39%	122.57%	96.55%				
12 0091	HARTFORD FIRE & CAS GRP	1.74%	86.14%	22,114,250	4.04%	66.77%	5.27%	78.48%	8.60%	113.40%	85.29%				
13 0761	ALLIANZ INS GRP	1.26%	87.40%	16,013,802	4.79%	58.50%	5.56%	42.42%	6.87%	70.56%	56.91%				
14 0038	CHUBB & SON INC GRP	1.25%	88.65%	15,827,818	-3.18%	36.45%	-0.30%	30.32%	-1.55%	52.47%	39.79%				
15 0280	AUTO OWNERS GRP	1.12%	89.77%	14,173,379	2.44%	138.55%	2.36%	105.31%	-1.16%	180.01%	141.15%				
16 0050	Country Ins & Fin Serv Grp	0.86%	90.63%	10,940,811	13.66%	78.23%	17.05%	69.38%	17.14%	82.94%	76.63%				
17 0532	CAMERON MUT GRP	0.83%	91.46%	10,557,541	-10.77%	109.93%	5.25%	70.21%	5.35%	154.31%	110.72%				
18 0241	METROPOLITAN GRP	0.81%	92.27%	10,278,007	-4.98%	64.65%	-0.87%	50.58%	-6.97%	113.30%	76.80%				
19 0408	AMERICAN NATL FIN GRP	0.79%	93.06%	9,998,277	-3.63%	99.39%	10.87%	61.95%	3.62%	160.17%	105.87%				
20 1319	LITITZ MUT GRP	0.55%	93.61%	6,970,883	-9.41%	115.31%	-3.99%	77.09%	-3.79%	123.82%	105.44%				
21 0361	Munich Re Grp	0.53%	94.14%	6,692,105	711.56%	72.42%	25.20%	56.73%	-7.53%	74.57%	70.56%				
22 0501	Alleghany Grp	0.51%	94.65%	6,411,772	25.56%	70.10%	11.23%	58.03%	21.45%	168.20%	93.97%				
23 0155	PROGRESSIVE GRP	0.46%	95.10%	5,800,898	-1.62%	71.56%	4.05%	55.58%	5.79%	85.26%	70.60%				
24 0175	STATE AUTO MUT GRP	0.44%	95.54%	5,517,922	11.28%	45.20%	0.57%	26.60%	-2.74%	102.61%	58.04%				
25 0807	COLUMBIA INS GRP	0.41%	95.95%	5,259,346	0.38%	101.67%	-3.73%	64.57%	-5.23%	170.53%	113.32%				
26 0057	ELECTRIC INS GRP	0.37%	96.32%	4,700,359	78.60%	69.09%	101.24%	31.08%	63.29%	143.11%	68.43%				
27 0214	ALLIANCE INS GRP	0.36%	96.69%	4,594,873	9.54%	150.25%	9.25%	98.68%	9.42%	140.68%	130.22%				
28 0244	CINCINNATI FIN GRP	0.33%	97.01%	4,168,063	-1.50%	68.99%	-13.47%	35.90%	-11.00%	176.96%	98.60%				
29 0169	SENTRY INS GRP	0.31%	97.32%	3,921,274	18.19%	106.93%	18.34%	104.24%	26.60%	157.98%	119.93%				
30 0855	MILLERS FIRST INS CO GRP	0.29%	97.61%	3,667,504	-5.04%	46.93%	-3.28%	32.77%	-6.97%	121.69%	68.31%				
31 0303	GUIDEONE INS GRP	0.25%	97.86%	3,151,588	4.49%	135.12%	6.02%	55.65%	-1.31%	90.19%	94.43%				
32 0670	FIDELITY NATL FIN GRP	0.23%	98.09%	2,882,516	-47.30%	89.87%	-25.17%	116.80%	3.25%	183.51%	138.90%				
33 0215	UNITRIN GRP	0.22%	98.31%	2,795,984	103.13%	136.44%	73.67%	59.31%	38.95%	225.74%	129.41%				
34 0012	AMERICAN INTL GRP	0.22%	98.53%	2,770,000	28.75%	27.34%	35.26%	44.64%	28.66%	86.59%	47.18%				
35 0019	Assurant Inc Grp	0.19%	98.72%	2,435,540	12.02%	62.32%	30.76%	74.72%	-3.63%	72.85%	69.43%				
Subtotals - Largest 35 Groups		98.72%		1,251,522,191	6.48%	84.58%	-5.52%	58.05%	-3.59%	138.02%	92.69%				
Subtotals - All Other Groups		1.28%		16,219,105	1.96%	98.41%	-11.23%	61.17%	4.42%	-242.85%	-22.05%				
Totals - All Groups		100.00%		1,267,741,296	6.42%	84.76%	-5.60%	58.09%	-3.49%	133.07%	91.20%				

**COMMERCIAL MULTI-PERIL INSURANCE
MISSOURI/COUNTRYWIDE
LOSS RATIOS 1989-2008**

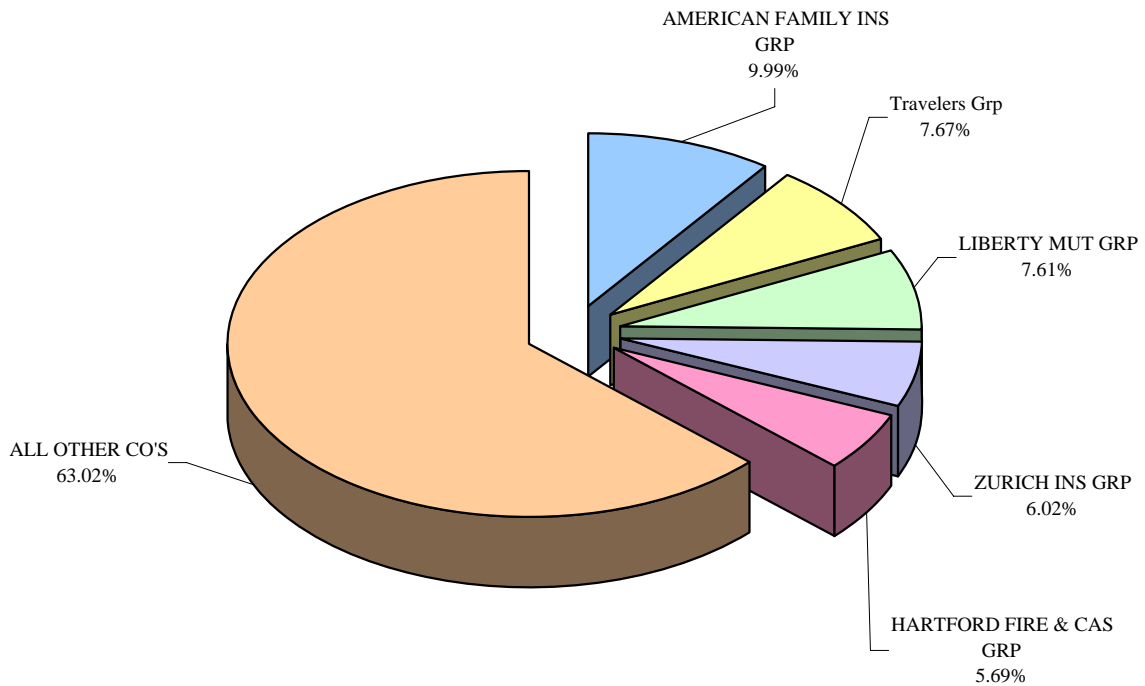


Total Commercial Multi-Peril Insurance

2008 MISSOURI MARKET SHARE BY COMPANY



2008 MISSOURI MARKET SHARE BY GROUP



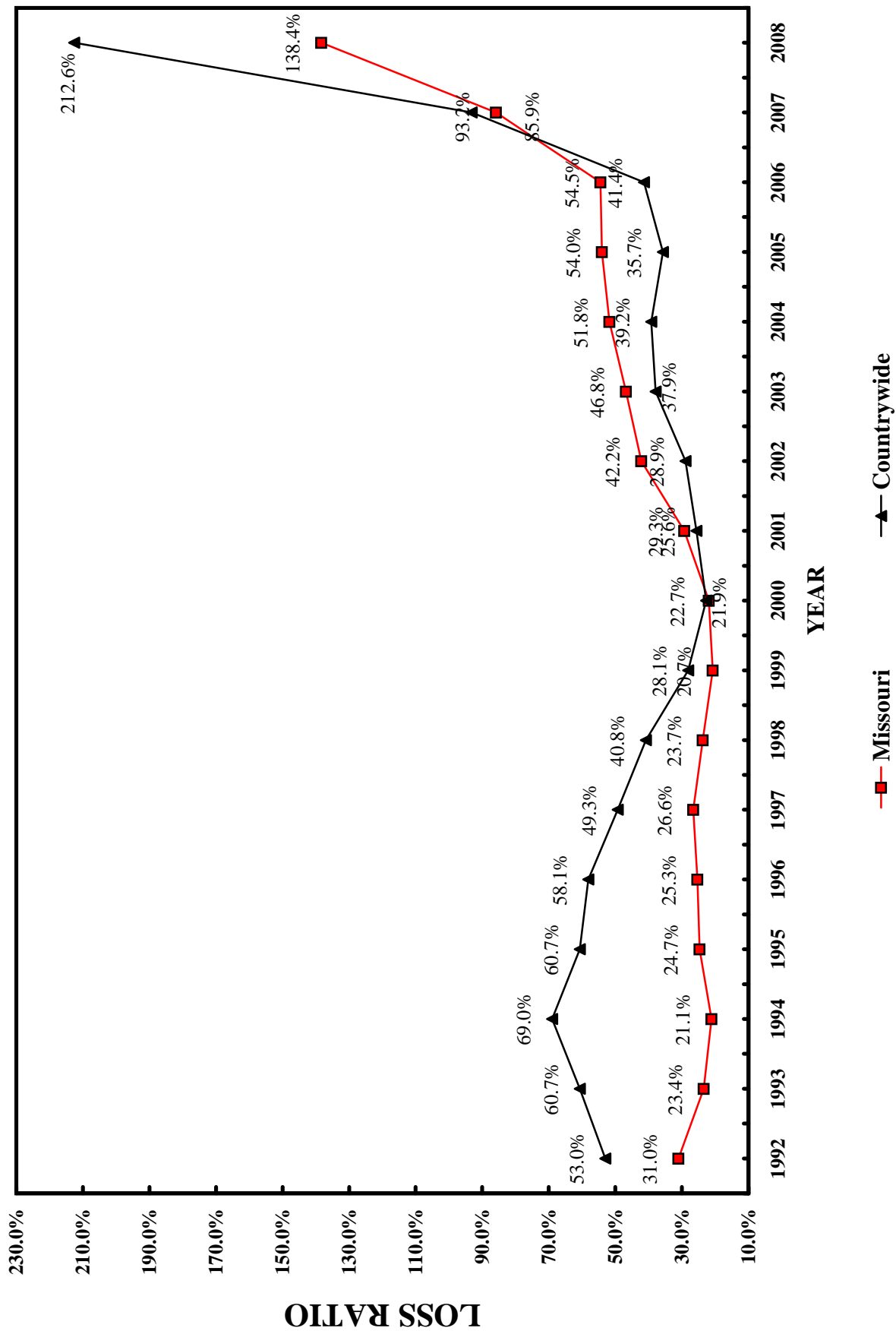
2008 MISSOURI MARKET SHARE BY COMPANY - Commercial Multi-Peril Insurance

NAIC Code	Company Name	State of Domicile	2008		2007-2008		2006-2007		2005-2006		2006-2008	
			Market Share	Cumulative Market Share	Change in Written Premium	Loss Ratio	Change in Written Premium	Loss Ratio	Change in Written Premium	Loss Ratio	Change in Written Premium	Loss Ratio
1 19275	AMERICAN FAMILY MUTUAL INSURANCE COMPANY	WI	9.99%	9.99%	63,737,358	3.58%	67.80%	4.15%	63.43%	2.34%	129.66%	86.15%
2 10677	CINCINNATI INSURANCE COMPANY THE	OH	4.92%	14.91%	31,388,870	-6.60%	50.51%	3.43%	33.71%	9.48%	72.13%	51.92%
3 25143	STATE FARM FIRE AND CASUALTY COMPANY	IL	4.92%	19.83%	31,381,050	0.31%	75.08%	-1.67%	51.48%	-1.33%	99.25%	75.40%
4 18058	PHILADELPHIA INDEMNITY INSURANCE COMPANY	PA	3.49%	23.32%	22,250,736	9.79%	52.16%	-0.94%	24.61%	5.47%	57.77%	45.21%
5 29424	HARTFORD CASUALTY INSURANCE CO	IN	3.45%	26.76%	21,993,544	7.70%	23.66%	7.03%	42.58%	12.32%	132.51%	63.35%
6 25674	TRAVELERS PROPERTY CASUALTY COMPANY OF AMERICA	CT	3.38%	30.15%	21,593,943	-17.11%	27.93%	0.88%	31.68%	4.15%	16.89%	25.50%
7 19100	AMCO INSURANCE COMPANY	IA	2.84%	32.99%	18,109,131	-18.37%	64.17%	-17.43%	61.29%	7.13%	66.65%	64.04%
8 20281	FEDERAL INSURANCE COMPANY	IN	2.44%	35.43%	15,595,462	1.58%	30.02%	4.62%	14.98%	-13.82%	21.25%	22.05%
9 10804	CONTINENTAL WESTERN INSURANCE COMPANY	IA	2.32%	37.75%	14,781,406	-8.83%	50.62%	-7.42%	60.99%	-6.25%	78.80%	64.22%
10 16551	SAVERS PROPERTY & CASUALTY INSURANCE COMPANY	MO	2.22%	39.96%	14,135,859	-4.02%	49.37%	-5.09%	32.21%	-12.74%	43.81%	41.93%
11 18767	CHURCH MUTUAL INSURANCE COMPANY	WI	2.12%	42.08%	13,527,631	-4.24%	106.47%	-6.63%	70.80%	2.80%	123.05%	100.27%
12 32700	OWNERS INSURANCE COMPANY	OH	1.79%	43.88%	11,452,206	-3.97%	49.34%	6.89%	91.96%	1.47%	137.34%	92.40%
13 19682	HARTFORD FIRE INSURANCE COMPANY	CT	1.78%	45.66%	11,378,697	-19.71%	128.33%	-12.50%	35.93%	-2.82%	51.50%	68.03%
14 40371	COLUMBIA MUTUAL INSURANCE COMPANY	MO	1.57%	47.23%	10,014,748	1.19%	48.85%	-3.33%	37.21%	-1.28%	78.23%	54.87%
15 24171	NETHERLANDS INSURANCE COMPANY THE	NH	1.49%	48.72%	9,510,214	-2.27%	46.42%	25.31%	104.67%	130.76%	73.15%	74.19%
16 42587	DEPOSITORS INSURANCE COMPANY	IA	1.35%	50.07%	8,620,382	70.14%	64.02%	0.00%	23.30%	0.00%	0.00%	57.89%
17 23388	SHELTER MUTUAL INSURANCE COMPANY	MO	1.34%	51.41%	8,556,292	0.57%	68.35%	-3.58%	23.52%	-1.05%	144.96%	79.62%
18 20303	GREAT NORTHERN INSURANCE COMPANY	IN	1.18%	52.60%	7,553,111	3.24%	33.15%	-0.77%	32.48%	10.32%	30.85%	32.17%
19 19640	COLUMBIA NATIONAL INSURANCE COMPANY	NE	1.14%	53.73%	7,252,753	2.06%	50.84%	3.23%	78.09%	2.04%	135.44%	87.15%
20 22667	ACE AMERICAN INSURANCE COMPANY	PA	1.08%	54.81%	6,871,577	-23.30%	-7.46%	37.00%	8.20%	191.27%	53.11%	11.87%
21 19488	AMERISURE INSURANCE COMPANY	MI	1.07%	55.89%	6,857,735	-1.45%	25.15%	10.32%	25.60%	6.37%	34.46%	28.17%
22 22543	SECURA INSURANCE A MUTUAL COMPANY	WI	1.06%	56.94%	6,736,271	-8.16%	44.46%	8.03%	44.16%	1.83%	57.18%	48.46%
23 19240	ALLSTATE INDEMNITY COMPANY	IL	1.05%	57.99%	6,702,532	20.17%	55.88%	22.78%	83.68%	68.59%	106.99%	77.91%
24 21687	MID CENTURY INSURANCE COMPANY	CA	1.03%	59.02%	6,552,892	20.67%	48.71%	14.09%	44.87%	21.30%	94.76%	60.52%
25 19860	ARGONAUT GREAT CENTRAL INSURANCE CO	IL	1.01%	60.03%	6,449,667	1.53%	68.11%	0.20%	52.87%	-11.88%	85.46%	69.08%
26 15725	CAMERON MUTUAL INSURANCE COMPANY	MO	1.01%	61.04%	6,424,250	0.37%	93.94%	3.44%	36.33%	3.36%	161.29%	96.72%
27 18988	AUTO OWNERS INSURANCE COMPANY	MI	0.96%	61.99%	6,098,811	-7.65%	58.81%	10.56%	62.19%	-3.28%	55.28%	58.83%
28 16535	ZURICH AMERICAN INSURANCE COMPANY	NY	0.93%	62.92%	5,932,167	-14.75%	80.42%	106.86%	17.57%	-6.09%	15.97%	40.10%
29 36919	HAWKEYE SECURITY INSURANCE COMPANY	WI	0.93%	63.85%	5,919,457	-22.07%	67.84%	-8.68%	74.67%	0.22%	66.89%	69.85%
30 25615	CHARTER OAK FIRE INSURANCE CO THE	CT	0.92%	64.77%	5,874,436	43.57%	8.71%	13.55%	36.07%	-1.58%	14.06%	19.20%
31 26859	FARM BUREAU TOWN & COUNTRY INS CO OF MO	MO	0.90%	65.68%	5,771,276	2.11%	44.86%	-2.19%	45.37%	1.56%	144.81%	78.61%
32 13528	BROTHERHOOD MUTUAL INSURANCE CO	IN	0.89%	66.57%	5,686,562	-5.56%	76.40%	0.16%	45.22%	6.66%	145.52%	88.67%
33 25623	PHOENIX INSURANCE COMPANY THE	CT	0.85%	67.42%	5,431,710	37.61%	77.71%	93.21%	54.24%	106.64%	32.82%	62.88%
34 21709	TRUCK INSURANCE EXCHANGE	CA	0.85%	68.27%	5,395,979	-8.47%	63.02%	11.87%	41.65%	-7.21%	60.56%	54.83%
35 19690	AMERICAN ECONOMY INSURANCE COMPANY	IN	0.79%	69.05%	5,037,884	-9.33%	72.16%	-6.84%	73.35%	-8.27%	44.29%	62.58%
Subtotals - Largest 35 Companies			69.05%		440,576,599	-1.84%	57.04%	-3.15%	48.15%	-3.67%	83.21%	62.57%
Subtotals - All Other Companies			30.95%		197,431,793	-2.86%	38.78%	6.30%	44.12%	3.57%	83.28%	56.07%
Totals - All Companies			100.00%		638,008,392	-2.16%	51.37%	-0.21%	46.86%	-1.27%	83.23%	60.47%

2008 MISSOURI MARKET SHARE BY GROUP - Commercial Multi-Peril Insurance

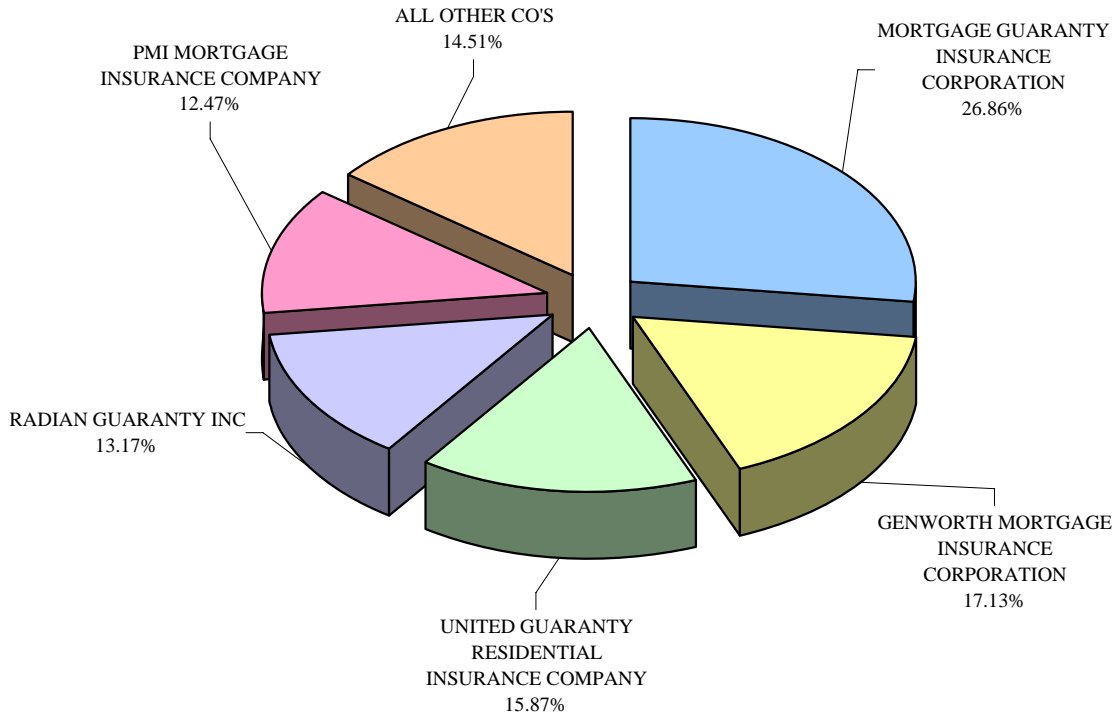
NAIC Code	Group Name	2008		2007-2008		2008		2006-2007		2005-2006		2006-2008	
		Market Share	Cumulative Market Share	Written Premium	Change in Written Premium	Loss Ratio	Change in Loss Ratio	Written Premium	Change in Written Premium	Loss Ratio	Change in Loss Ratio	Written Premium	Change in Written Premium
1 0473	AMERICAN FAMILY INS GRP	9.99%	9.99%	63,737,358	3.58%	67.80%	4.15%	63.43%	2.34%	129.66%	86.15%		
2 3548	Travelers Grp	7.67%	17.66%	48,925,105	1.09%	22.46%	3.18%	33.08%	4.43%	25.77%	27.10%		
3 0111	LIBERTY MUT GRP	7.61%	25.27%	48,544,050	-7.39%	55.91%	-6.80%	54.77%	3.28%	80.55%	64.00%		
4 0212	ZURICH INS GRP	6.02%	31.28%	38,385,264	-0.49%	51.35%	7.44%	34.52%	-2.59%	69.11%	51.32%		
5 0091	HARTFORD FIRE & CAS GRP	5.69%	36.98%	36,315,862	-2.95%	62.39%	-2.49%	37.13%	4.84%	90.60%	63.17%		
6 0140	NATIONWIDE CORP GRP	5.11%	42.09%	32,629,621	-3.62%	72.61%	-0.02%	55.97%	3.94%	73.35%	67.23%		
7 0244	CINCINNATI FIN GRP	4.92%	47.01%	31,388,870	-6.60%	50.51%	3.43%	33.71%	9.48%	72.13%	51.92%		
8 0176	STATE FARM GRP	4.92%	51.93%	31,381,050	0.31%	75.08%	-1.67%	51.55%	-1.33%	99.35%	75.46%		
9 0038	CHUBB & SON INC GRP	3.98%	55.91%	25,420,857	2.59%	29.97%	2.40%	19.32%	-7.24%	24.14%	24.48%		
10 0677	Philadelphia Consolidated Holding Grp	3.49%	59.40%	22,250,736	9.79%	52.16%	-0.94%	24.61%	5.47%	57.77%	45.21%		
11 0280	AUTO OWNERS GRP	2.75%	62.15%	17,551,017	-5.28%	52.67%	8.17%	81.34%	-0.24%	108.51%	80.54%		
12 0807	COLUMBIA INS GRP	2.71%	64.86%	17,267,501	1.55%	49.68%	-0.69%	53.86%	0.03%	100.86%	68.00%		
13 0098	WR Berkley Corp GRP	2.36%	67.22%	15,085,418	-8.84%	49.21%	-7.12%	60.46%	-9.80%	77.66%	63.24%		
14 0748	Meadowbrook Ins Grp	2.28%	69.51%	14,568,514	-4.10%	48.39%	-5.24%	33.41%	-12.61%	43.49%	41.89%		
15 18767	CHURCH MUTUAL INSURANCE COMPANY	2.12%	71.63%	13,527,631	-4.24%	106.47%	-6.63%	70.80%	2.80%	123.05%	100.27%		
16 0218	CNA INS GRP	1.92%	73.55%	12,280,837	-7.00%	33.26%	1.55%	26.66%	9.30%	50.97%	36.39%		
17 0124	AMERISURE CO GRP	1.67%	75.22%	10,668,334	-11.60%	5.70%	-3.73%	28.74%	-2.15%	27.72%	21.45%		
18 0008	ALLSTATE INS GRP	1.64%	76.86%	10,435,608	10.17%	67.06%	2.95%	77.41%	10.10%	124.46%	88.59%		
19 0761	ALLIANZ INS GRP	1.57%	78.43%	10,046,791	-4.59%	106.63%	5.57%	59.80%	3.25%	137.20%	100.94%		
20 0123	SHELTER INS GRP	1.34%	79.77%	8,556,292	0.57%	68.35%	-3.58%	23.52%	-1.05%	144.96%	79.62%		
21 0303	GUIDEONE INS GRP	1.23%	81.00%	7,835,562	-7.75%	50.65%	0.03%	40.85%	7.01%	36.03%	42.39%		
22 0796	QBE INS GRP	1.18%	82.18%	7,500,345	-11.38%	24.89%	-13.36%	42.38%	5.40%	51.99%	40.66%		
23 0626	Ace Ltd Grp	1.10%	83.28%	7,030,274	-24.77%	-8.47%	31.70%	13.68%	146.05%	36.17%	11.23%		
24 0096	Secura Ins Grp	1.06%	84.34%	6,736,271	-8.16%	44.46%	8.03%	44.16%	1.83%	57.18%	48.46%		
25 0457	ARGONAUT GRP	1.04%	85.37%	6,610,312	4.06%	68.29%	0.20%	52.87%	-11.88%	85.46%	69.14%		
26 0532	CAMERON MUT GRP	1.01%	86.38%	6,424,250	0.37%	93.94%	3.44%	36.33%	3.36%	161.29%	96.72%		
27 0248	UNITED FIRE & CAS GRP	0.94%	87.32%	5,985,503	-4.90%	62.34%	-3.43%	41.93%	0.84%	128.87%	78.38%		
28 0065	FM GLOBAL GRP	0.91%	88.22%	5,787,238	-7.59%	29.55%	0.49%	38.21%	-14.86%	31.15%	32.99%		
29 0514	MISSOURI FARM BUREAU GRP	0.90%	89.13%	5,771,276	2.11%	44.86%	-2.19%	45.37%	1.56%	144.81%	78.61%		
30 0012	AMERICAN INTL GRP	0.90%	90.02%	5,715,620	-13.99%	161.37%	2.24%	131.30%	-16.56%	227.86%	175.91%		
31 13528	BROTHERHOOD MUTUAL INSURANCE CO	0.89%	90.92%	5,686,562	-5.56%	76.40%	0.16%	45.22%	6.66%	145.52%	88.67%		
32 1129	WHITE MOUNTAINS GRP	0.79%	91.70%	5,018,378	13.17%	36.05%	15.75%	43.31%	-5.02%	151.93%	73.52%		
33 14184	ACUITY A MUTUAL INSURANCE COMPANY	0.66%	92.36%	4,207,782	-0.26%	75.68%	9.37%	27.43%	30.96%	132.90%	76.43%		
34 14508	MICHIGAN MILLERS MUTUAL INSURANCE COMPANY	0.64%	93.00%	4,098,386	-9.20%	52.74%	-2.44%	43.16%	3.32%	114.14%	70.92%		
35 0518	GRINNELL MUT GRP	0.63%	93.63%	3,990,039	-6.11%	86.99%	0.44%	34.16%	5.54%	43.87%	54.60%		
Subtotals - Largest 35 Groups		93.63%		597,364,514	-2.39%	55.59%	-0.59%	46.06%	-1.77%	83.10%	61.53%		
Subtotals - All Other Groups		6.37%		40,643,878	1.42%	-10.69%	5.72%	58.88%	5.92%	85.20%	44.80%		
Totals - All Groups		100.00%		638,008,392	-2.16%	51.37%	-0.21%	46.86%	-1.27%	83.23%	60.47%		

**MORTGAGE GUARANTY INSURANCE
MISSOURI/COUNTRYWIDE
LOSS RATIOS 1992-2008**

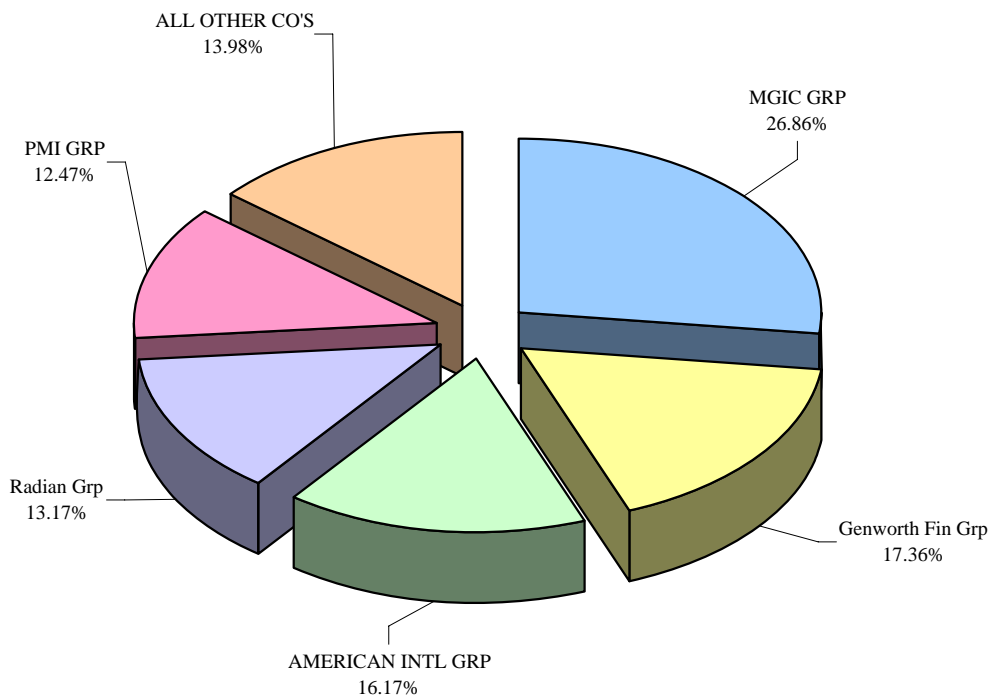


Total Mortgage Guaranty Insurance

2008 MISSOURI MARKET SHARE BY COMPANY



2008 MISSOURI MARKET SHARE BY GROUP



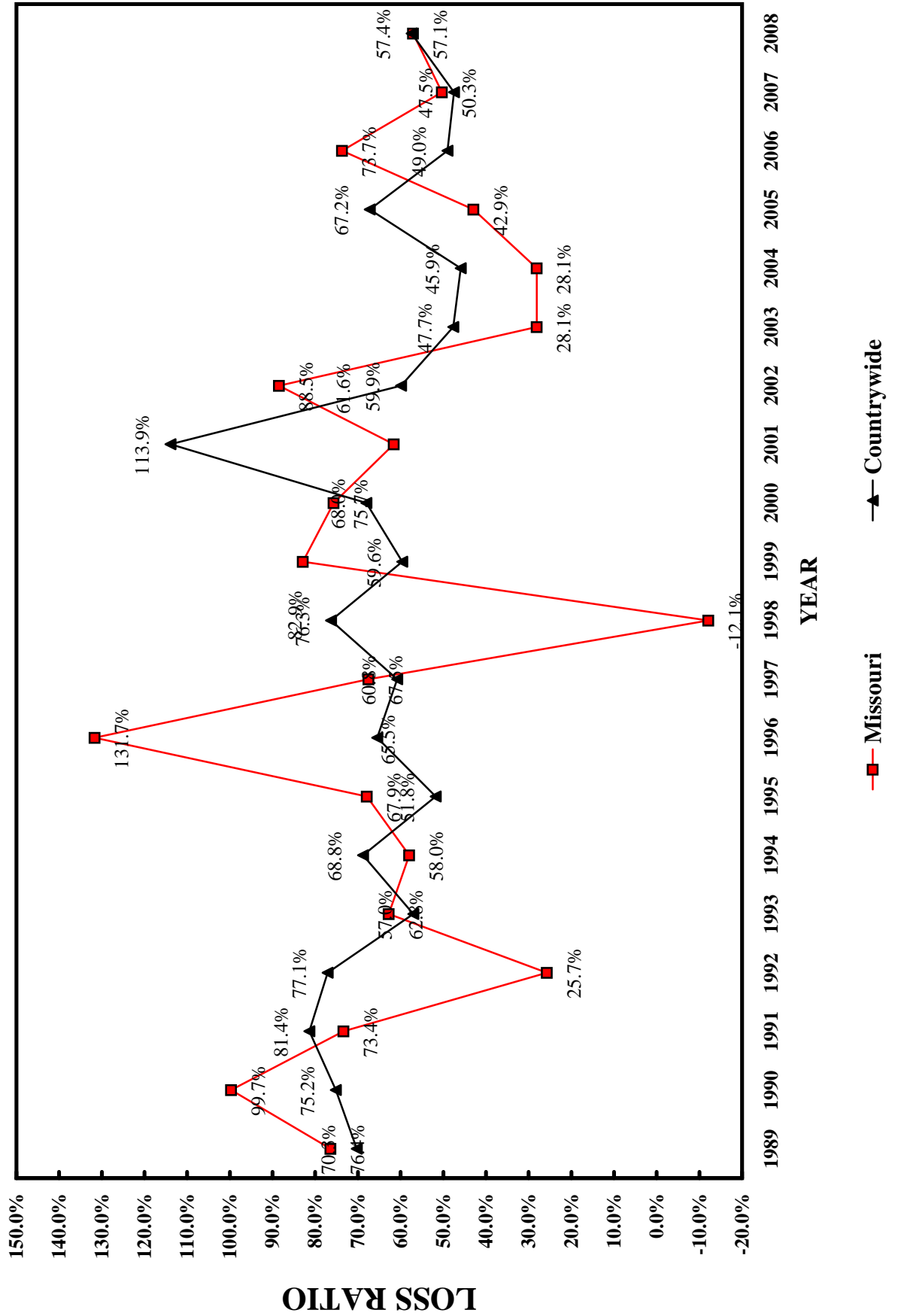
2008 MISSOURI MARKET SHARE BY COMPANY - Mortgage Guaranty Insurance

NAIC Code	Company Name	State of Domicile	2008 Market Share	2008 Cumulative Market Share	2008 Written Premium	2007-2008 Change in Written Premium	2008 Loss Ratio	2006-2007 Change in Written Premium	2007 Loss Ratio	2005-2006 Change in Written Premium	2006 Loss Ratio	2006-2008 Loss Ratio
1	29858 MORTGAGE GUARANTY INSURANCE CORPORATION	WI	26.86%	26.86%	31,676,231	11.54%	85.00%	16.26%	85.00%	-3.31%	85.00%	85.00%
2	38458 GENWORTH MORTGAGE INSURANCE CORPORATION	NC	17.13%	43.99%	20,198,343	21.80%	127.10%	37.31%	54.74%	8.07%	32.02%	78.00%
3	15873 UNITED GUARANTY RESIDENTIAL INSURANCE COMPANY	NC	15.87%	59.86%	18,709,236	10.16%	168.99%	16.58%	71.24%	6.20%	29.88%	95.45%
4	33790 RADIAN GUARANTY INC	PA	13.17%	73.02%	15,524,774	-11.41%	177.14%	26.21%	111.11%	5.19%	67.42%	120.53%
5	27251 PMI MORTGAGE INSURANCE COMPANY	AZ	12.47%	85.49%	14,698,594	-6.86%	192.94%	-7.67%	128.83%	6.72%	53.95%	121.09%
6	28452 REPUBLIC MORTGAGE INSURANCE COMPANY	NC	11.51%	96.99%	13,567,326	13.23%	144.52%	10.51%	70.44%	7.34%	39.92%	88.25%
7	40266 CMG MORTGAGE INSURANCE COMPANY	WI	1.69%	98.68%	1,987,367	20.53%	61.58%	18.94%	23.67%	9.91%	19.42%	37.91%
8	24350 TRIAD GUARANTY INSURANCE CORPORATION	IL	0.79%	99.47%	929,151	-3.27%	61.71%	22.81%	61.78%	4.77%	29.25%	52.06%
9	26999 UNITED GUARANTY MORTGAGE INDEMNITY COMPANY	NC	0.30%	99.77%	356,143	-0.04%	152.06%	1.40%	25.08%	23.95%	11.54%	63.20%
10	29823 GENWORTH RESIDENTIAL MORTGAGE INSURANCE CORPORATI	NC	0.23%	100.00%	268,220	-30.09%	105.60%	-41.44%	0.75%	1017.95%	0.00%	49.69%
11	18759 VEREX ASSURANCE INCORPORATED	WI	0.00%	100.00%	1,379	-55.96%	-61.90%	17.84%	-26.76%	-50.07%	-150.52%	-88.56%
12	29114 CMG MORTGAGE ASSURANCE COMPANY	WI	0.00%	100.00%	988	-15.41%	0.00%	123.33%	58.30%	433.67%	33.27%	31.91%
13	18740 MGIC INDEMNITY CORPORATION	WI	0.00%	100.00%	571	-49.56%	-1127.01%	-31.27%	746.56%	-20.59%	-2802.87%	-1314.35%
14	16667 UNITED GUARANTY RESIDENTIAL INSURANCE OF NORTH CARO	NC	0.00%	100.00%	0	0.00%	0.00%	-100.00%	0.00%	7.50%	-7.73%	-7.73%
15	16675 GENWORTH MORTGAGE INSURANCE CORPORATION OF NORTH	NC	0.00%	100.00%	0	0.00%	0.00%	-100.00%	0.00%	-84.55%	-83.33%	-83.33%
16	41432 GENWORTH HOME EQUITY INSURANCE CORPORATION	NC	0.00%	100.00%	0	0.00%	0.00%	-100.00%	0.00%	0.00%	0.00%	0.00%
Totals - All Companies					117,918,323	6.61%	138.37%	-12.73%	85.89%	-4.66%	54.48%	95.29%
			100.00%									

2008 MISSOURI MARKET SHARE BY GROUP - Mortgage Guaranty Insurance

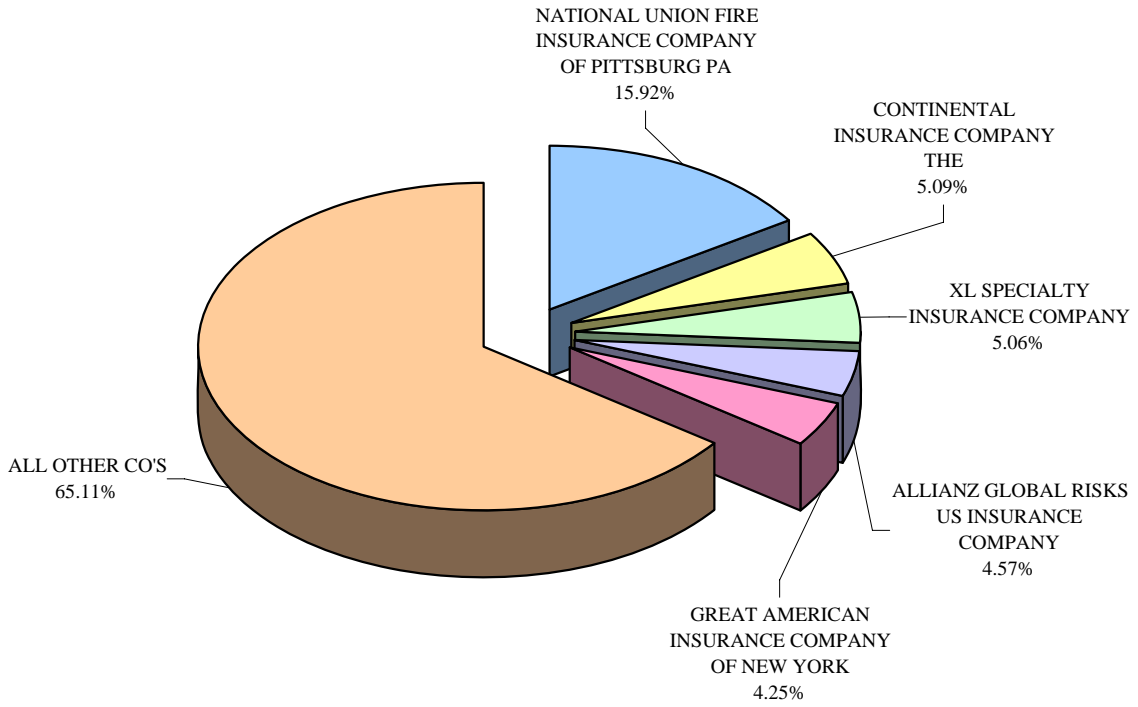
NAIC Code	Group Name	2008		2007-2008		2006-2007		2005-2006		2006-2008	
		Market Share	Cumulative Market Share	Written Premium	Change in Written Premium	Loss Ratio	Change in Written Premium	Loss Ratio	Change in Written Premium	Loss Ratio	Loss Ratio
1 0105	MGIC GRP	26.86%	26.86%	31,676,802	11.54%	84.96%	16.26%	85.03%	-3.31%	84.75%	84.92%
2 4011	Genworth Fin Grp	17.36%	44.22%	20,467,942	20.61%	126.61%	30.79%	53.50%	15.44%	31.02%	77.03%
3 0012	AMERICAN INTL GRP	16.17%	60.39%	19,065,379	9.95%	168.67%	14.54%	70.28%	6.57%	28.79%	94.24%
4 0766	Radian Grp	13.17%	73.56%	15,524,774	-11.41%	177.14%	26.21%	111.11%	5.19%	67.42%	120.53%
5 1135	PMI GRP	12.47%	86.02%	14,698,594	-6.86%	192.94%	-7.67%	128.83%	6.72%	53.95%	121.09%
6 0150	OLD REPUBLIC GRP	11.51%	97.53%	13,567,326	13.23%	144.52%	10.51%	70.44%	7.34%	39.92%	88.25%
7 0306	CUNA MUT GRP	1.69%	99.21%	1,988,355	20.51%	61.55%	18.98%	23.70%	9.94%	19.43%	37.91%
8 0421	COLLATERAL HOLDINGS GRP	0.79%	100.00%	929,151	-3.27%	61.71%	22.81%	61.78%	4.77%	29.25%	52.06%
Totals - All Groups		100.00%		117,918,323	6.61%	138.37%	-12.73%	85.89%	-4.66%	54.48%	95.29%

OCEAN AND AIRCRAFT INSURANCE MISSOURI/COUNTRYWIDE LOSS RATIOS 1989-2008

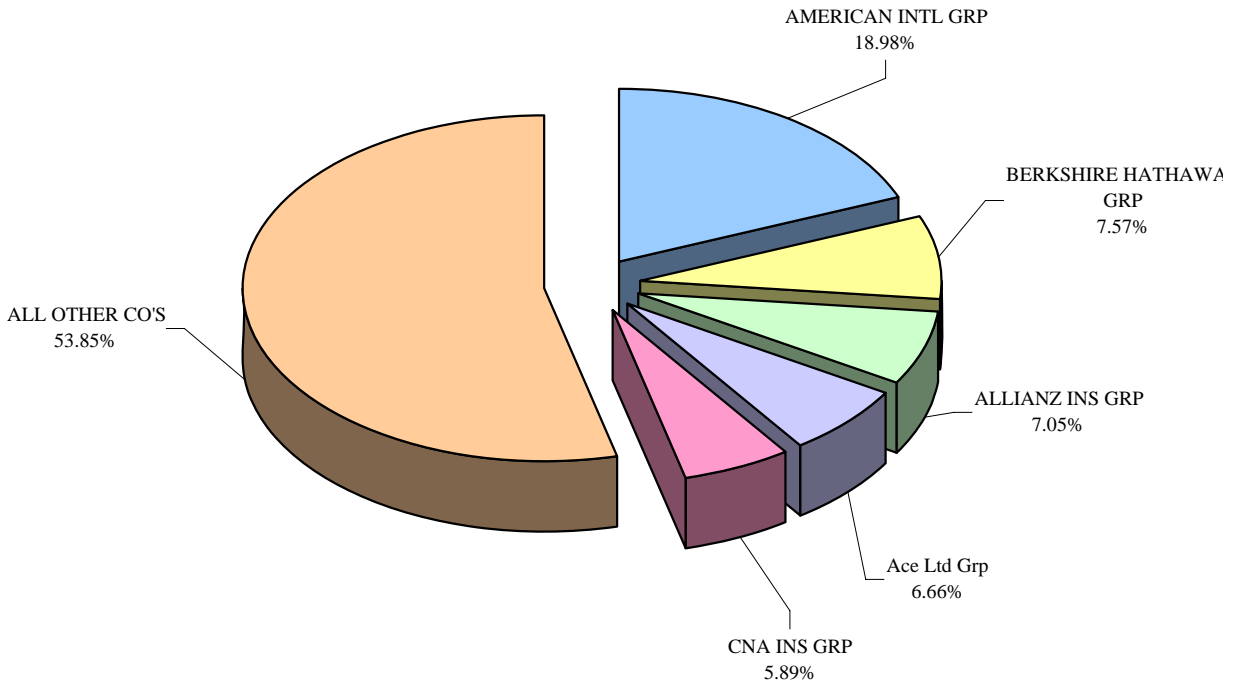


Total Ocean and Aircraft Insurance

2008 MISSOURI MARKET SHARE BY COMPANY



2008 MISSOURI MARKET SHARE BY GROUP



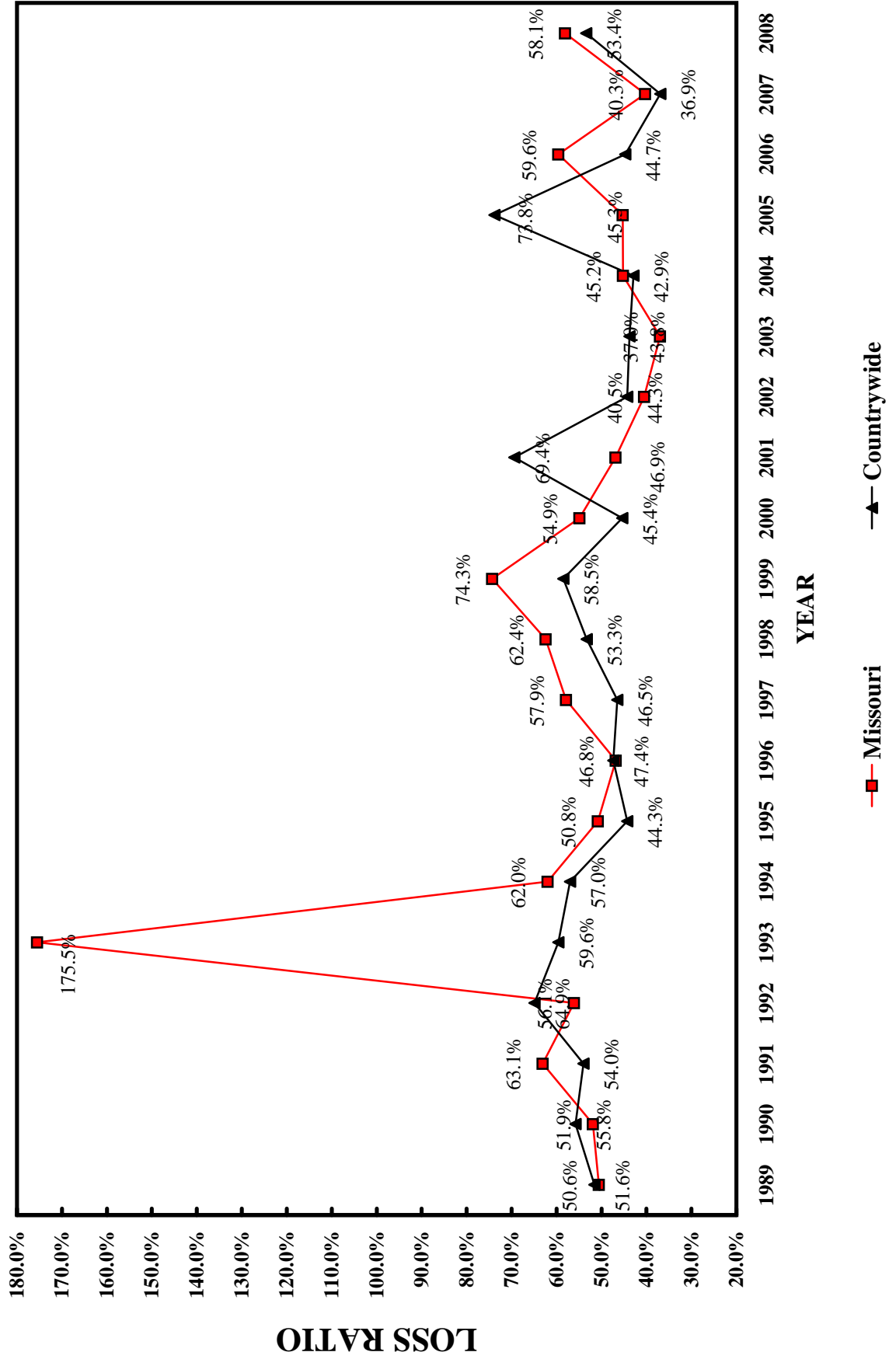
2008 MISSOURI MARKET SHARE BY COMPANY - Ocean and Aircraft Insurance

NAIC Code	Company Name	State of Domicile	2008 Market Share	2008 Cumulative Market Share	2008 Written Premium	2007-2008 Change in Written Premium	2008 Loss Ratio	2006-2007 Change in Written Premium	2007 Loss Ratio	2005-2006 Change in Written Premium	2006 Loss Ratio	2006-2008 Loss Ratio
1	19445 NATIONAL UNION FIRE INSURANCE COMPANY OF PITTSBURG P.	PA	15.92%	15.92%	10,810,378	34.76%	31.32%	194.12%	31.99%	2959.43%	17.11%	30.83%
2	35289 CONTINENTAL INSURANCE COMPANY THE	PA	5.09%	21.01%	3,453,738	4.18%	-8.42%	-3.66%	43.85%	1.35%	105.48%	48.51%
3	37885 XL SPECIALTY INSURANCE COMPANY	DE	5.06%	26.07%	3,437,270	-0.16%	102.38%	-21.34%	-5.08%	-24.40%	160.06%	89.09%
4	35300 ALLIANZ GLOBAL RISKS US INSURANCE COMPANY	CA	4.57%	30.64%	3,103,323	25.44%	56.14%	78.84%	27.57%	0.00%	32.47%	43.98%
5	22136 GREAT AMERICAN INSURANCE COMPANY OF NEW YORK	NY	4.25%	34.89%	2,884,210	-9.56%	43.31%	-3.82%	37.96%	22.27%	-4.02%	26.28%
6	38369 NORTHERN ASSURANCE COMPANY OF AMERICA	MA	4.24%	39.12%	2,876,449	-2.25%	90.18%	-17.53%	62.62%	9.43%	129.07%	95.41%
7	20281 FEDERAL INSURANCE COMPANY	IN	3.92%	43.05%	2,662,893	125.10%	55.60%	44.50%	-31.39%	-47.10%	1.62%	20.82%
8	20052 NATIONAL LIABILITY & FIRE INSURANCE COMPANY	CT	3.60%	46.64%	2,442,928	9.03%	23.97%	53.26%	91.38%	68.43%	17.93%	46.87%
9	22667 ACE AMERICAN INSURANCE COMPANY	PA	3.31%	49.95%	2,246,798	-13.05%	7.59%	9.60%	57.83%	0.50%	19.27%	29.69%
10	23043 LIBERTY MUTUAL INSURANCE COMPANY	MA	2.92%	52.87%	1,979,574	-11.39%	66.62%	10.32%	61.42%	11.25%	25.50%	51.87%
11	24147 OLD REPUBLIC INSURANCE COMPANY	PA	2.87%	55.74%	1,950,076	-23.37%	-91.34%	-34.29%	-78.18%	-2.06%	-23.31%	-59.55%
12	24767 ST PAUL FIRE & MARINE INSURANCE COMPANY	MN	2.66%	58.40%	1,807,103	13.75%	105.80%	9.25%	97.66%	-12.02%	-14.56%	67.60%
13	20087 NATIONAL INDEMNITY COMPANY	NE	2.58%	60.96%	1,736,668	-11.57%	93.77%	-14.54%	3.60%	-14.51%	20.66%	33.68%
14	40045 STARNET INSURANCE COMPANY	DE	2.53%	63.49%	1,717,043	18.85%	51.78%	27.93%	14.79%	0.00%	12.84%	34.72%
15	21873 FIREMANS FUND INSURANCE COMPANY	CA	2.48%	65.96%	1,681,273	-7.74%	65.38%	-51.66%	-50.13%	-11.98%	109.36%	46.57%
16	19720 AMERICAN ALTERNATIVE INSURANCE CORPORATION	DE	2.09%	68.05%	1,418,430	-10.03%	296.60%	-27.20%	35.48%	-14.74%	11.16%	74.10%
17	28932 MARKEL AMERICAN INSURANCE COMPANY	VA	2.04%	70.09%	1,381,777	-4.68%	57.83%	-4.76%	26.88%	27.02%	43.38%	42.47%
18	13056 RLI INSURANCE COMPANY	IL	1.90%	71.99%	1,293,391	21.52%	118.63%	0.49%	15.89%	50.08%	146.50%	91.51%
19	10014 AFFILIATED FM INSURANCE COMPANY	RI	1.69%	73.69%	1,148,752	3.43%	29.25%	30.02%	-9.21%	3.95%	163.04%	53.64%
20	29599 U S SPECIALTY INSURANCE COMPANY	TX	1.56%	75.25%	1,061,135	-12.73%	229.62%	-10.97%	164.49%	24.23%	30.42%	139.85%
21	20699 ACE PROPERTY AND CASUALTY INSURANCE COMPANY	PA	1.54%	76.79%	1,045,691	2.41%	14.81%	118.42%	31.09%	3.58%	7.11%	17.53%
22	11185 FOREMOST INSURANCE COMPANY	MI	1.51%	78.29%	1,022,840	-1.85%	44.78%	-5.18%	35.48%	-0.80%	40.31%	40.14%
23	22292 HANOVER INSURANCE COMPANY THE	NH	1.50%	79.80%	1,019,888	31.87%	-15.35%	-18.15%	28.29%	27.15%	111.76%	380.16%
24	22039 GENERAL REINSURANCE CORPORATION	DE	1.42%	81.21%	961,717	-13.58%	74.46%	14.82%	50.32%	11.67%	-5.55%	41.28%
25	19380 AMERICAN HOME ASSURANCE COMPANY	NY	1.37%	82.58%	930,482	-8.65%	715.51%	12.19%	166.25%	-12.32%	65.52%	155.95%
26	43575 INDEMNITY INSURANCE COMPANY OF NORTH AMERICA	PA	1.34%	83.92%	907,026	-5.81%	-27.29%	-17.27%	5.03%	-7.36%	214.10%	71.14%
27	19682 HARTFORD FIRE INSURANCE COMPANY	CT	1.26%	85.18%	853,680	17.23%	-17.09%	-50.45%	82.09%	-31.68%	3.49%	17.00%
28	16608 NEW YORK MARINE & GENERAL INSURANCE COMPANY	NY	1.25%	86.43%	850,534	-23.28%	13.22%	-13.35%	13.56%	27.30%	13.32%	13.38%
29	16535 ZURICH AMERICAN INSURANCE COMPANY	NY	1.16%	87.59%	785,673	-50.39%	11.09%	-22.97%	37.96%	-11.63%	39.28%	33.29%
30	34789 AIG CENTENNIAL INSURANCE COMPANY	PA	0.93%	88.52%	633,381	-12.12%	28.75%	0.00%	66.04%	0.00%	0.00%	47.16%
31	10367 AVEMCO INSURANCE COMPANY	MD	0.90%	89.42%	609,684	-12.92%	39.19%	-2.42%	27.45%	7.02%	20.23%	28.66%
32	12904 TOKIO MARINE & NICHIDO FIRE INSURANCE CO LTD	NY	0.83%	90.25%	564,855	43.77%	72.42%	-23.36%	11.65%	3.99%	12.36%	32.76%
33	20443 CONTINENTAL CASUALTY COMPANY	IL	0.80%	91.05%	546,388	-5.61%	9.30%	-7.73%	248.53%	-8.81%	13.28%	90.59%
34	34037 HALLMARK INSURANCE COMPANY	AZ	0.70%	91.75%	476,033	-14.43%	46.13%	269.53%	54.70%	0.00%	58.90%	50.46%
35	37060 OLD UNITED CASUALTY COMPANY	KS	0.65%	92.40%	438,814	-2.27%	4.78%	-1.74%	-190.50%	-3.88%	904.34%	247.19%
Subtotals - Largest 35 Companies			92.40%		62,739,895	-6.83%	58.92%	-4.68%	43.81%	-4.44%	78.58%	59.73%
Subtotals - All Other Companies			7.60%		5,159,957	30.94%	33.82%	126.75%	145.71%	31.57%	49.17%	66.34%
Totals - All Companies			100.00%		67,899,852	-4.74%	57.09%	2.59%	50.31%	-0.04%	73.64%	60.41%

2008 MISSOURI MARKET SHARE BY GROUP - Ocean and Aircraft Insurance

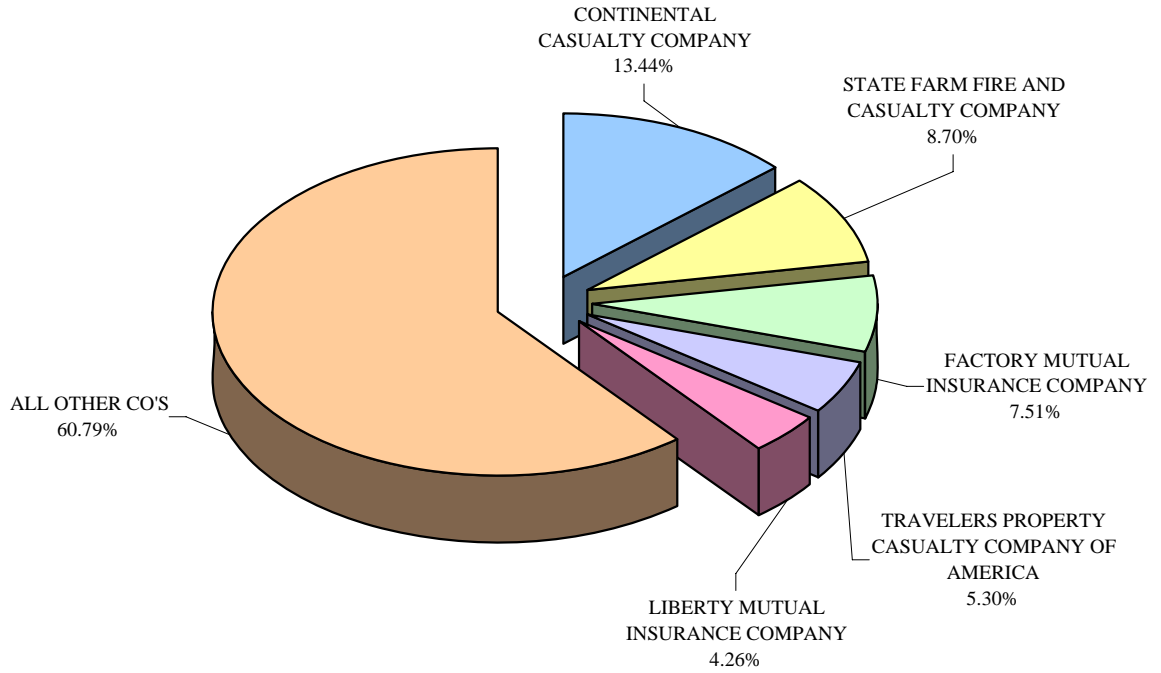
NAIC Code	Group Name	2008		2007-2008		2008		2006-2007		2007		2005-2006		2006		2006-2008	
		Market Share	Cumulative Market Share	Written Premium	Change in Written Premium	Loss Ratio	Change in Loss Ratio	Written Premium	Change in Written Premium	Loss Ratio	Change in Loss Ratio	Written Premium	Change in Written Premium	Loss Ratio	Change in Loss Ratio	Written Premium	Change in Written Premium
1 0012	AMERICAN INTL GRP	18.98%	18.98%	12,889,272	-24.55%	77.20%	17.67%	118.40%	-12.86%	60.66%	85.83%						
2 0031	BERKSHIRE HATHAWAY GRP	7.57%	26.55%	5,141,313	-3.31%	57.09%	12.44%	45.26%	6.90%	14.30%	40.18%						
3 0761	ALLIANZ INS GRP	7.05%	33.60%	4,784,596	11.37%	59.87%	-16.62%	-20.51%	20.32%	106.25%	45.68%						
4 0626	Ace Ltd Grp	6.66%	40.26%	4,520,124	-8.95%	4.91%	7.47%	55.74%	-1.89%	63.80%	41.61%						
5 0218	CNA INS GRP	5.89%	46.15%	4,000,126	2.73%	-5.79%	-4.29%	76.96%	-0.36%	91.00%	55.07%						
6 1285	XL AMER GRP	5.06%	51.21%	3,437,270	-0.16%	102.13%	-21.34%	-6.49%	-24.49%	157.60%	87.59%						
7 1129	WHITE MOUNTAINS GRP	4.71%	55.93%	3,200,449	8.76%	76.81%	-17.23%	57.11%	7.39%	146.76%	95.76%						
8 0084	American Financial Grp	4.25%	60.17%	2,885,428	-9.56%	43.30%	-3.84%	37.04%	22.27%	-3.86%	25.99%						
9 0038	CHUBB & SON INC GRP	4.03%	64.21%	2,737,925	115.79%	54.15%	35.03%	-10.92%	-39.58%	2.85%	24.97%						
10 3548	Travelers Grp	3.44%	67.65%	2,337,598	15.83%	110.72%	11.64%	96.52%	-13.44%	-12.44%	70.44%						
11 0212	ZURICH INS GRP	3.42%	71.07%	2,324,659	-24.28%	19.76%	-11.83%	51.41%	-6.15%	42.11%	39.68%						
12 0111	LIBERTY MUT GRP	3.06%	74.13%	2,078,333	-9.64%	65.78%	9.77%	59.23%	10.59%	29.55%	52.14%						
13 0150	OLD REPUBLIC GRP	2.87%	77.01%	1,950,076	-23.37%	-91.34%	-34.29%	-78.18%	-2.06%	-23.31%	-59.55%						
14 0098	WR Berkley Corp GRP	2.53%	79.54%	1,717,043	18.85%	51.78%	27.93%	14.79%	0.00%	12.84%	34.72%						
15 0984	HCC INS HOLDINGS GRP	2.46%	82.00%	1,670,819	-12.80%	161.34%	-8.03%	114.37%	17.71%	26.69%	99.40%						
16 0361	Munich Re Grp	2.27%	84.26%	1,538,970	-7.27%	271.85%	-27.29%	44.62%	-14.35%	22.84%	79.79%						
17 0785	MARKEL CORP GRP	2.11%	86.37%	1,430,501	-4.51%	58.31%	-2.75%	27.03%	28.57%	43.36%	42.75%						
18 0783	RLI INS GRP	1.90%	88.27%	1,293,391	21.52%	118.63%	0.49%	15.89%	50.08%	146.50%	91.51%						
19 0065	FM GLOBAL GRP	1.69%	89.97%	1,148,752	3.43%	29.25%	30.02%	-9.21%	3.95%	163.04%	53.64%						
20 0088	The Hanover Ins Grp	1.50%	91.47%	1,019,888	31.87%	-15.35%	-18.15%	28.29%	27.15%	111.76%	380.16%						
21 0091	HARTFORD FIRE & CAS GRP	1.48%	92.94%	1,001,897	14.54%	-10.51%	-45.22%	69.68%	-28.99%	3.50%	16.19%						
22 0256	New York MARINE & GEN GRP	1.25%	94.20%	850,534	-23.28%	13.22%	-13.35%	13.56%	27.30%	13.32%	13.38%						
23 3098	Tokio Marine Holdings Inc GRP	0.83%	95.03%	564,855	43.77%	72.42%	-23.36%	11.65%	3.99%	12.36%	32.76%						
24 3478	Hallmark Fin Serv Grp	0.70%	95.73%	476,033	-14.43%	46.13%	269.53%	54.70%	0.00%	58.90%	50.46%						
25 0697	VAN ENT GRP	0.65%	96.38%	438,814	-2.27%	4.78%	-1.74%	-190.50%	-3.88%	904.34%	247.19%						
26 0510	NAVIGATORS GRP	0.63%	97.01%	429,328	10.70%	9.80%	35.93%	34.35%	82.31%	83.49%	36.26%						
27 1279	Arch Ins Grp	0.62%	97.62%	418,476	161.81%	45.18%	-18.40%	34.33%	50000.77%	18.69%	39.98%						
28 3416	AXIS Capital Grp	0.57%	98.20%	390,104	-14.65%	63.89%	-24.05%	75.67%	94.12%	42.85%	60.28%						
29 2978	Mitsui Sumitomo Ins Grp	0.50%	98.70%	341,116	20.48%	115.98%	-24.73%	18.76%	-7.15%	20.52%	50.14%						
30 0181	SWISS RE GRP	0.49%	99.19%	335,268	10.31%	66.28%	1.12%	271.18%	1.38%	-73.12%	83.96%						
31 0200	UNITED SERV AUTOMOBILE ASSN GRP	0.28%	99.47%	190,102	-11.58%	24.14%	-12.98%	25.50%	-7.40%	41.55%	31.13%						
32 0968	AXA INS GRP	0.18%	99.66%	124,376	220.95%	13.09%	0.00%	310.21%	15.68%	-68.08%	69.65%						
33 0019	Assurant Inc Grp	0.10%	99.75%	65,083	2.71%	17.33%	121.10%	74.13%	29.01%	973.76%	214.41%						
34 4662	Ariel Holdings Group	0.08%	99.83%	52,500	0.00%	65.00%	0.00%	0.00%	0.00%	0.00%	65.00%						
35 0175	STATE AUTO MUT GRP	0.04%	99.87%	23,985	5.07%	67.61%	-19.05%	164.66%	-1.22%	25.20%	83.92%						
Subtotals - Largest 35 Groups		99.87%		67,809,004	-4.65%	56.75%	1.99%	50.59%	0.41%	75.37%	60.95%						
Subtotals - All Other Groups		0.13%		90,848	-44.68%	202.22%	262.55%	-24.68%	-54.71%	-102.04%	-41.48%						
Totals - All Groups		100.00%		67,899,852	-4.74%	57.09%	2.59%	50.31%	-0.04%	73.64%	60.41%						

INLAND MARINE INSURANCE MISSOURI/COUNTRYWIDE LOSS RATIOS 1989-2008

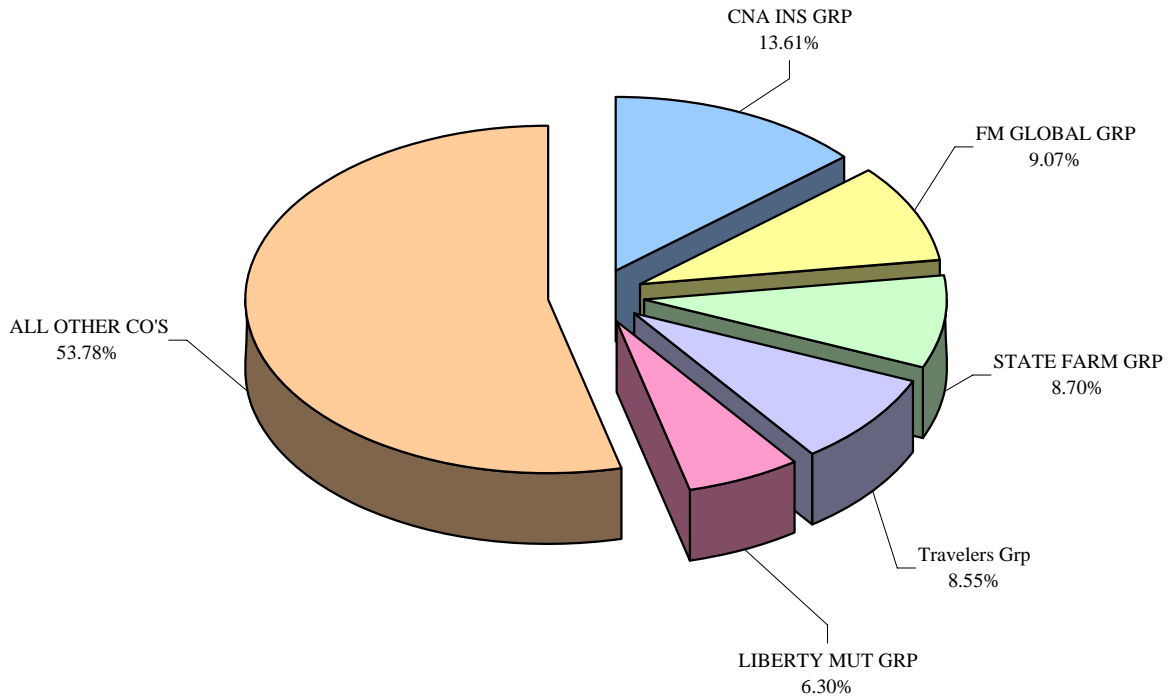


Total Inland Marine Insurance

2008 MISSOURI MARKET SHARE BY COMPANY



2008 MISSOURI MARKET SHARE BY GROUP



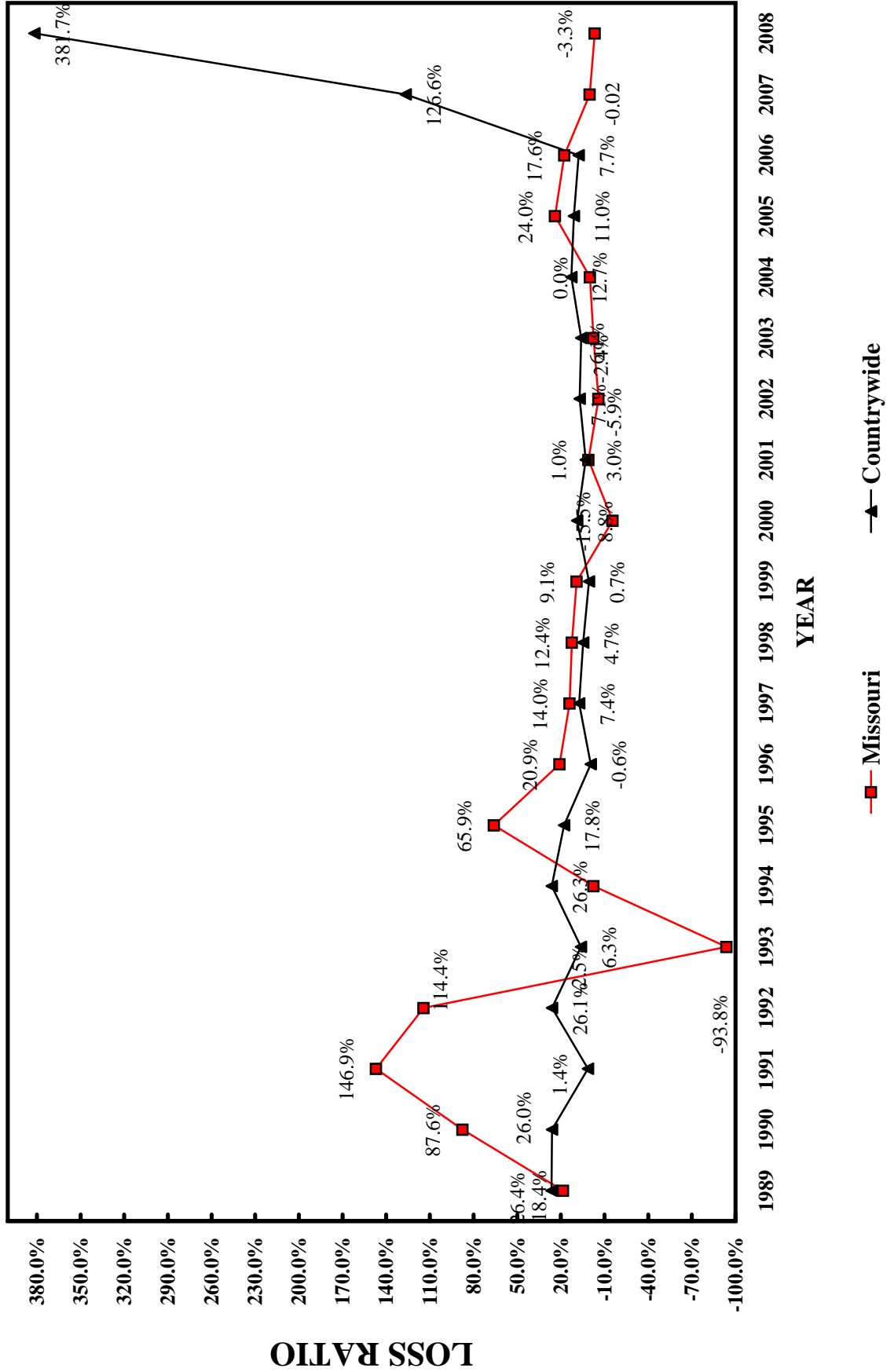
2008 MISSOURI MARKET SHARE BY COMPANY - Inland Marine Insurance

NAIC Code	Company Name	State of Domicile	2008		2007-2008		2006-2007		2005-2006		2006-2008	
			Market Share	Cumulative Market Share	Change in Written Premium	Loss Ratio	Change in Written Premium	Loss Ratio	Change in Written Premium	Loss Ratio	Change in Written Premium	Loss Ratio
1 20443	CONTINENTAL CASUALTY COMPANY	IL	13.44%	13.44%	30,001,950	6.78%	51.01%	28.42%	31.72%	13.49%	48.09%	43.48%
2 25143	STATE FARM FIRE AND CASUALTY COMPANY	IL	8.70%	22.14%	19,431,085	5.52%	36.92%	-0.25%	39.97%	4.20%	55.76%	44.06%
3 21482	FACTORY MUTUAL INSURANCE COMPANY	RI	7.51%	29.65%	16,767,535	-14.05%	38.85%	-1.71%	14.57%	20.19%	4.44%	19.35%
4 25674	TRAVELERS PROPERTY CASUALTY COMPANY OF AMERICA	CT	5.30%	34.95%	11,844,532	-5.72%	52.45%	3.46%	35.60%	-0.99%	31.21%	39.95%
5 23043	LIBERTY MUTUAL INSURANCE COMPANY	MA	4.26%	39.21%	9,517,602	44.64%	66.05%	63.42%	72.92%	226.71%	89.92%	73.12%
6 10111	AMERICAN BANKERS INSURANCE COMPANY OF FLORIDA	FL	4.23%	43.44%	9,442,224	110.93%	52.20%	311.03%	29.51%	-3.17%	21.37%	47.16%
7 19682	HARTFORD FIRE INSURANCE COMPANY	CT	3.37%	46.81%	7,535,818	-2.87%	41.36%	-13.45%	35.52%	15.16%	55.17%	44.07%
8 19305	ASSURANCE COMPANY OF AMERICA	NY	2.40%	49.21%	5,353,796	-42.43%	78.45%	-19.42%	55.17%	9.33%	85.76%	73.29%
9 19445	NATIONAL UNION FIRE INSURANCE COMPANY OF PITTSBURG P.	PA	2.36%	51.57%	5,268,156	-43.57%	-1.17%	160.50%	-37.38%	7.08%	338.54%	44.73%
10 24147	OLD REPUBLIC INSURANCE COMPANY	PA	2.16%	53.73%	4,815,732	97.82%	56.17%	0.00%	58.02%	-100.00%	-98.07%	56.76%
11 16535	ZURICH AMERICAN INSURANCE COMPANY	NY	1.72%	55.44%	3,835,242	-43.57%	206.88%	-0.34%	246.47%	98.99%	382.80%	272.32%
12 10014	AFFILIATED FM INSURANCE COMPANY	RI	1.56%	57.00%	3,477,243	12.14%	-4.34%	15.35%	35.22%	36.62%	22.20%	16.94%
13 23469	AMERICAN MODERN HOME INSURANCE CO	OH	1.35%	58.35%	3,005,860	-18.24%	35.64%	129.53%	22.21%	53.85%	39.21%	30.70%
14 42919	PROGRESSIVE NORTHWESTERN INSURANCE COMPANY	OH	1.31%	59.65%	2,914,401	5.30%	40.79%	-11.59%	61.30%	1.69%	60.48%	54.44%
15 21180	SENTRY SELECT INSURANCE COMPANY	WI	1.23%	60.88%	2,739,811	8.62%	69.86%	-0.89%	55.23%	7.35%	66.76%	63.96%
16 21873	FIREMANS FUND INSURANCE COMPANY	CA	1.17%	62.05%	2,621,553	-4.86%	33.19%	-37.92%	41.12%	80.72%	36.16%	37.04%
17 20702	ACE FIRE UNDERWRITERS INSURANCE COMPANY	PA	1.15%	63.20%	2,568,486	-11.44%	341.34%	25.58%	-19.99%	-10.88%	120.95%	155.78%
18 23787	NATIONWIDE MUTUAL INSURANCE COMPANY	OH	1.05%	64.25%	2,340,115	-13.36%	34.36%	-3.99%	66.96%	0.29%	50.82%	51.17%
19 13021	UNITED FIRE AND CASUALTY COMPANY	IA	1.00%	65.25%	2,229,584	2.31%	53.01%	9.06%	50.13%	17.27%	56.48%	53.09%
20 11371	GREAT WEST CASUALTY COMPANY	NE	0.95%	66.20%	2,124,655	-7.55%	61.19%	-6.01%	44.82%	8.00%	47.67%	50.96%
21 23388	SHELTER MUTUAL INSURANCE COMPANY	MO	0.93%	67.13%	2,080,086	2.51%	35.31%	4.87%	40.32%	4.14%	27.38%	34.44%
22 24740	SAFECO INSURANCE COMPANY OF AMERICA	WA	0.91%	68.05%	2,038,716	-17.14%	54.01%	-4.70%	28.74%	-1.42%	87.03%	56.81%
23 20303	GREAT NORTHERN INSURANCE COMPANY	IN	0.86%	68.90%	1,916,899	12.08%	28.20%	2.29%	26.78%	4.47%	16.80%	24.19%
24 10677	CINCINNATI INSURANCE COMPANY THE	OH	0.84%	69.75%	1,880,191	-29.68%	139.98%	11.62%	-88.79%	10.06%	223.82%	88.09%
25 20281	FEDERAL INSURANCE COMPANY	IN	0.77%	70.52%	1,722,468	-23.20%	30.93%	13.81%	71.29%	7.46%	29.08%	44.97%
26 25623	PHOENIX INSURANCE COMPANY THE	CT	0.75%	71.27%	1,683,809	41.44%	30.58%	18.00%	23.68%	49.35%	16.97%	24.62%
27 11630	JEFFERSON INSURANCE COMPANY	NY	0.70%	71.97%	1,565,823	0.00%	28.77%	0.00%	0.00%	0.00%	0.00%	28.77%
28 21849	AMERICAN AUTOMOBILE INSURANCE COMPANY	MO	0.69%	72.67%	1,546,200	-4.11%	57.14%	9.70%	33.75%	27.05%	-279.71%	-53.99%
29 32700	OWNERS INSURANCE COMPANY	OH	0.68%	73.35%	1,525,137	-3.26%	33.58%	16.17%	77.29%	10.34%	53.18%	54.38%
30 14354	JEWELERS MUTUAL INSURANCE COMPANY	WI	0.65%	74.00%	1,451,567	5.87%	26.73%	10.91%	57.02%	-7.07%	32.87%	38.63%
31 10952	STONEBRIDGE CASUALTY INSURANCE COMPANY	OH	0.56%	74.56%	1,245,745	-20.43%	64.83%	0.88%	76.97%	24.95%	60.24%	67.45%
32 24015	NORTHLAND INSURANCE COMPANY	MN	0.54%	75.10%	1,203,686	-11.90%	61.47%	42.48%	35.66%	-5.67%	39.51%	46.27%
33 27928	AMEX ASSURANCE COMPANY	IL	0.51%	75.60%	1,129,359	-7.24%	25.88%	9.05%	26.75%	53.75%	26.60%	26.42%
34 21415	EMPLOYERS MUTUAL CASUALTY COMPANY	IA	0.48%	76.08%	1,073,380	11.09%	26.03%	13.68%	18.96%	-13.30%	46.54%	30.28%
35 26492	COURTESY INSURANCE COMPANY	FL	0.47%	76.56%	1,060,424	54.95%	63.68%	190.04%	41.87%	5919.23%	16.85%	54.20%
Subtotals - Largest 35 Companies			76.56%		170,958,870	-1.08%	56.25%	-11.67%	40.38%	-13.55%	62.98%	52.82%
Subtotals - All Other Companies			23.44%		52,351,909	-11.55%	64.13%	20.39%	38.74%	-9.82%	55.46%	52.44%
Totals - All Companies			100.00%		223,310,779	-3.75%	58.13%	-3.49%	39.94%	-12.36%	60.55%	52.71%

2008 MISSOURI MARKET SHARE BY GROUP - Inland Marine Insurance

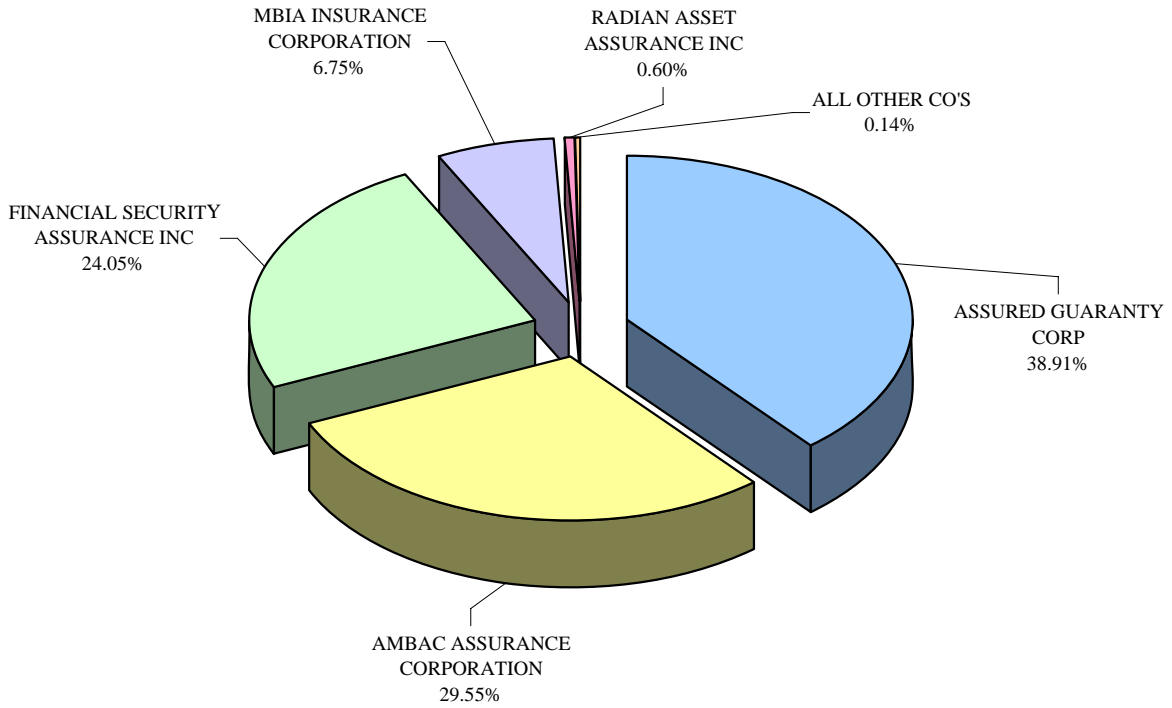
NAIC Code	Group Name	2008		2007-2008		2008		2006-2007		2005-2006		2006-2008	
		Market Share	Cumulative Market Share	Written Premium	Change in Written Premium	Loss Ratio	Change in Written Premium	Loss Ratio	Change in Written Premium	Loss Ratio	Change in Written Premium	Loss Ratio	
1 0218	CNA INS GRP	13.61%	13.61%	30,397,992	5.37%	19.04%	52.06%	19.04%	32.91%	15.71%	54.56%	46.04%	
2 0065	FM GLOBAL GRP	9.07%	22.68%	20,244,778	-10.46%	0.32%	32.36%	0.32%	17.59%	21.94%	6.40%	19.02%	
3 0176	STATE FARM GRP	8.70%	31.38%	19,431,085	5.52%	-0.25%	36.92%	-0.25%	39.97%	4.20%	55.76%	44.06%	
4 3548	Travelers Grp	8.55%	39.93%	19,084,260	-2.15%	8.69%	42.31%	8.69%	28.57%	-4.65%	27.62%	33.05%	
5 0111	LIBERTY MUT GRP	6.30%	46.22%	14,062,687	21.45%	24.74%	59.57%	24.74%	52.96%	42.97%	73.18%	60.95%	
6 0212	ZURICH INS GRP	5.44%	51.66%	12,140,077	-36.48%	106.07%	106.07%	-26.29%	116.35%	28.49%	120.16%	115.37%	
7 0019	Assurant Inc Grp	4.42%	56.08%	9,865,940	104.32%	208.61%	50.55%	208.61%	17.04%	-0.81%	39.24%	45.46%	
8 0150	OLD REPUBLIC GRP	3.64%	59.72%	8,137,230	32.22%	58.58%	59.72%	58.58%	47.75%	4.34%	41.14%	51.72%	
9 0091	HARTFORD FIRE & CAS GRP	3.59%	63.31%	8,017,392	-2.77%	189.70%	189.70%	-12.33%	-111.98%	14.10%	65.36%	44.65%	
10 0012	AMERICAN INTL GRP	3.10%	66.41%	6,912,390	-40.84%	9.10%	9.10%	68.55%	-27.02%	-5.32%	115.56%	20.59%	
11 0761	ALLIANZ INS GRP	2.95%	69.36%	6,593,724	39.01%	103.57%	103.57%	-27.32%	110.80%	48.13%	100.55%	104.84%	
12 0038	CHUBB & SON INC GRP	2.19%	71.54%	4,879,373	-6.02%	26.43%	26.43%	9.89%	68.96%	4.77%	21.09%	39.36%	
13 0626	Ace Ltd Grp	1.80%	73.35%	4,022,696	-6.27%	298.28%	298.28%	-10.46%	-72.93%	1.12%	161.34%	126.03%	
14 0140	NATIONWIDE CORP GRP	1.80%	75.14%	4,009,387	-4.48%	38.45%	38.45%	2.12%	57.76%	4.40%	48.93%	48.40%	
15 0361	Munich Re Grp	1.70%	76.84%	3,790,651	-20.36%	41.08%	41.08%	74.32%	30.23%	31.55%	61.44%	41.46%	
16 0155	PROGRESSIVE GRP	1.66%	78.50%	3,715,421	10.21%	32.97%	32.97%	-9.83%	66.11%	5.12%	59.51%	52.86%	
17 0169	SENTRY INS GRP	1.29%	79.79%	2,875,061	8.35%	67.45%	67.45%	-0.21%	50.82%	7.02%	66.37%	61.56%	
18 0248	UNITED FIRE & CAS GRP	1.20%	80.99%	2,682,849	1.95%	52.46%	52.46%	8.65%	45.54%	11.68%	49.27%	49.15%	
19 0280	AUTO OWNERS GRP	1.09%	82.08%	2,424,688	-1.55%	31.15%	31.15%	9.95%	63.36%	4.50%	48.20%	47.33%	
20 0123	SHELTER INS GRP	0.93%	83.01%	2,080,086	2.51%	35.31%	35.31%	4.87%	40.32%	4.14%	27.38%	34.44%	
21 0008	ALLSTATE INS GRP	0.88%	83.89%	1,973,214	-7.88%	38.34%	38.34%	-12.16%	58.60%	-3.39%	38.58%	45.11%	
22 0244	CINCINNATI FIN GRP	0.84%	84.73%	1,880,191	-29.68%	139.98%	139.98%	11.62%	-88.79%	10.06%	223.82%	88.09%	
23 0796	QBE INS GRP	0.69%	85.43%	1,544,931	-54.66%	-1.28%	-1.28%	-17.11%	46.70%	72.33%	65.59%	46.74%	
24 14354	JEWELERS MUTUAL INSURANCE COMPANY	0.65%	86.08%	1,451,567	5.87%	26.73%	26.73%	10.91%	57.02%	-7.07%	32.87%	38.63%	
25 0084	American Financial Grp	0.63%	86.71%	1,417,043	-57.44%	25.23%	25.23%	6.84%	34.55%	-31.36%	28.51%	29.36%	
26 0158	FAIRFAX FIN GRP	0.58%	87.30%	1,304,538	4.76%	42.89%	42.89%	-37.74%	-10.12%	3.82%	20.94%	17.64%	
27 0468	Aegon US Holding Grp	0.56%	87.85%	1,245,745	-20.43%	64.83%	64.83%	0.88%	76.97%	24.95%	60.24%	67.45%	
28 0200	UNITED SERV AUTOMOBILE ASSN GRP	0.52%	88.37%	1,150,836	0.35%	39.92%	39.92%	13.80%	43.82%	9.18%	57.50%	46.51%	
29 27928	AMEX ASSURANCE COMPANY	0.51%	88.87%	1,129,359	-7.24%	25.88%	25.88%	9.05%	26.75%	53.75%	26.60%	26.42%	
30 0062	EMC INS CO GRP	0.48%	89.36%	1,082,410	10.72%	27.02%	27.02%	13.24%	19.37%	-13.65%	46.20%	30.68%	
31 0031	BERKSHIRE HATHAWAY GRP	0.48%	89.84%	1,064,375	14.34%	60.29%	60.29%	-4.64%	21.21%	163.12%	40.21%	41.01%	
32 0281	JM FAMILY GRP	0.47%	90.31%	1,060,424	54.95%	63.68%	63.68%	190.04%	41.87%	5919.23%	16.85%	54.20%	
33 0007	FEDERATED MUT GRP	0.47%	90.78%	1,050,643	-16.67%	33.21%	33.21%	-9.44%	51.12%	9.95%	37.81%	40.95%	
34 0093	STATE NATL GRP	0.43%	91.21%	962,432	53.06%	32.71%	32.71%	25.23%	23.23%	-26.78%	6.38%	22.38%	
35 0514	MISSOURI FARM BUREAU GRP	0.40%	91.61%	885,612	-2.95%	31.09%	31.09%	1.24%	45.48%	1.16%	39.46%	38.71%	
Subtotals - Largest 35 Groups		91.61%		204,571,087	-2.96%	60.69%	60.69%	-5.18%	33.07%	-11.27%	61.97%	51.74%	
Subtotals - All Other Groups		8.39%		18,739,692	-11.67%	31.11%	31.11%	13.25%	103.09%	-21.47%	47.71%	62.01%	
Totals - All Groups		100.00%		223,310,779	-3.75%	58.13%	58.13%	-3.49%	39.94%	-12.36%	60.55%	52.71%	

FINANCIAL GUARANTY INSURANCE MISSOURI/COUNTRYWIDE LOSS RATIOS 1989-2008

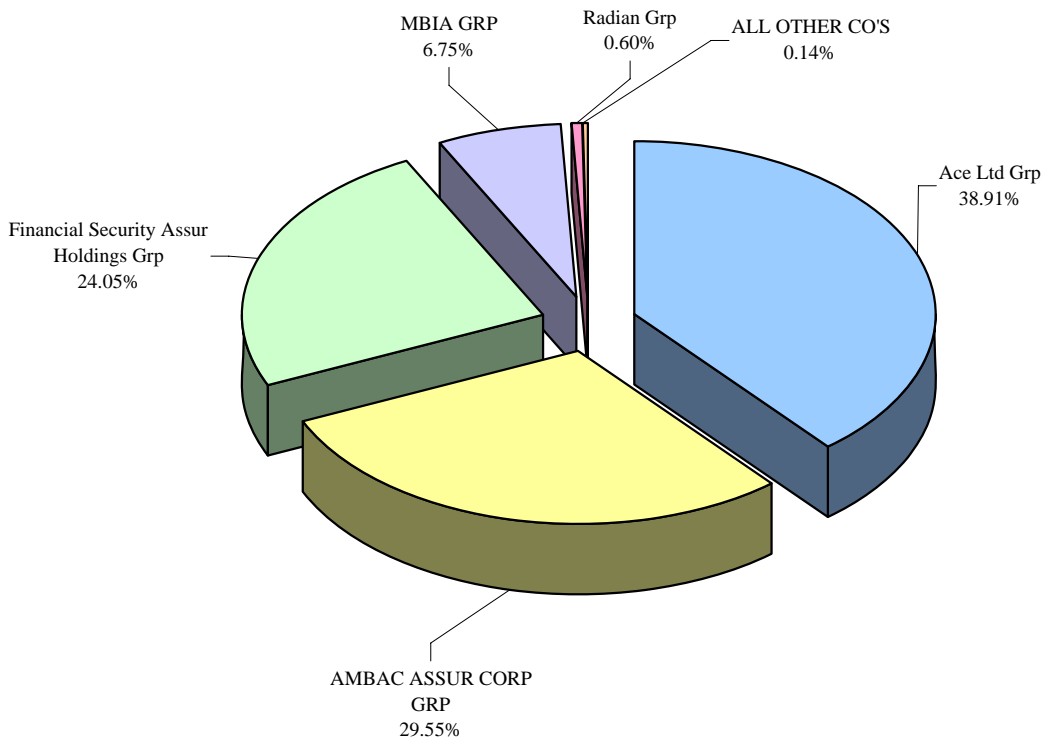


Total Financial Guaranty Insurance

2008 MISSOURI MARKET SHARE BY COMPANY



2008 MISSOURI MARKET SHARE BY GROUP



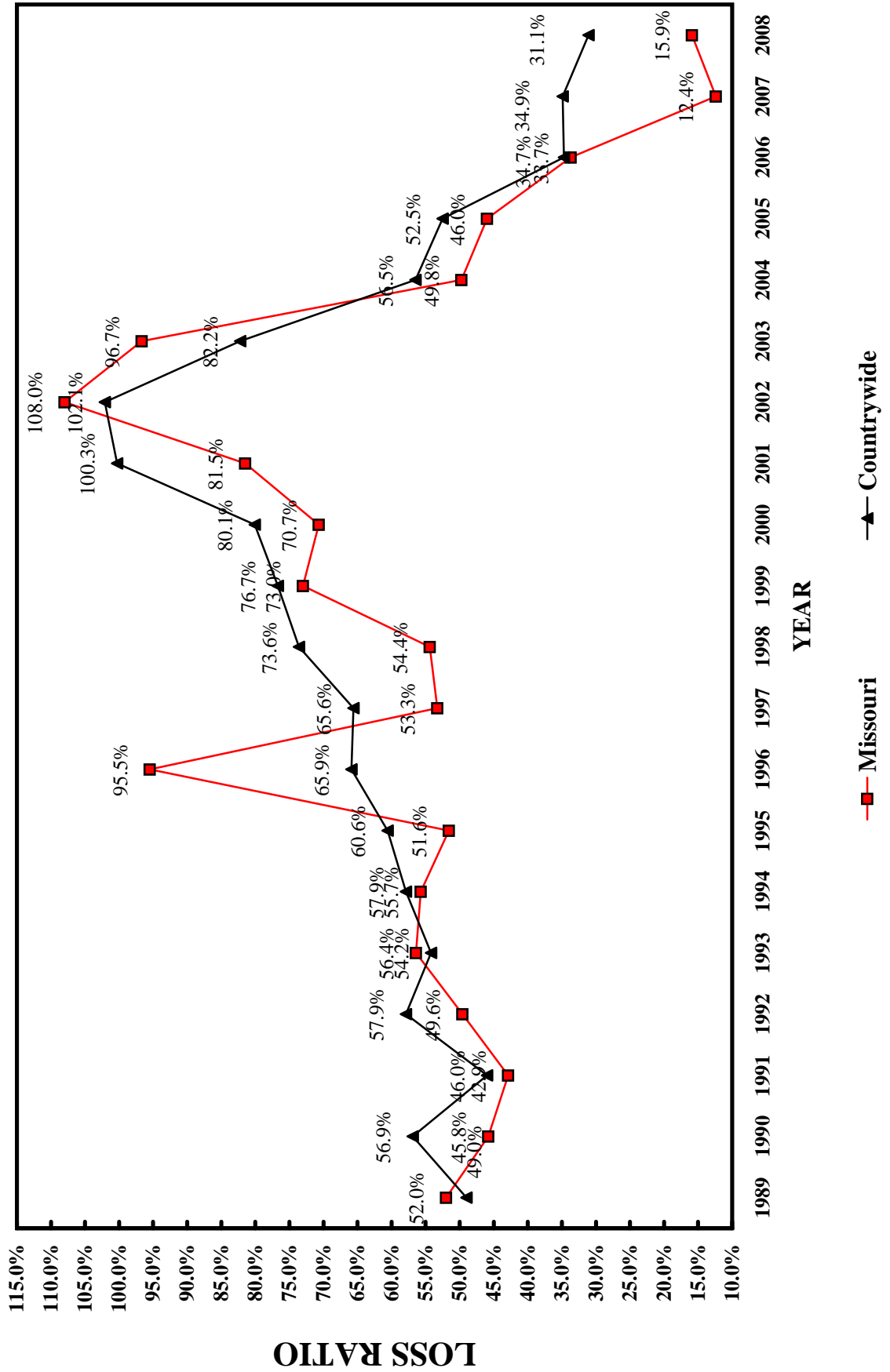
2008 MISSOURI MARKET SHARE BY COMPANY - Financial Guaranty Insurance

NAIC Code	Company Name	State of Domicile	2008		2008 Cumulative Market Share	2007-2008		2008		2006-2007		2005-2006		2006-2008	
			Market Share	Market Share		Change in Written Premium	Loss Ratio	Written Premium	Loss Ratio	Change in Written Premium	Loss Ratio	Change in Written Premium	Loss Ratio	Change in Written Premium	Loss Ratio
1 30180	ASSURED GUARANTY CORP	MD	38.91%	38.91%	2,738,083	23.34%	0.00%	270.31%	0.00%	21.41%	0.00%	21.41%	0.00%	0.00%	0.00%
2 18708	AMBAC ASSURANCE CORPORATION	WI	29.55%	68.46%	2,079,397	-72.59%	0.00%	-31.12%	0.00%	43.60%	0.00%	43.60%	0.00%	0.00%	0.00%
3 18287	FINANCIAL SECURITY ASSURANCE INC	NY	24.05%	92.50%	1,692,109	-70.98%	0.00%	371.55%	0.00%	-85.18%	0.00%	-85.18%	0.00%	0.00%	0.00%
4 12041	MBIA INSURANCE CORPORATION	NY	6.75%	99.26%	475,274	-69.17%	0.00%	-85.50%	0.00%	-19.56%	0.00%	-19.56%	0.00%	0.00%	0.00%
5 36250	RADIAN ASSET ASSURANCE INC	NY	0.60%	99.86%	42,360	-94.40%	0.00%	-33.89%	0.00%	71.14%	0.00%	71.14%	0.00%	0.00%	0.00%
6 22896	ACA FINANCIAL GUARANTY CORPORATION	MD	0.14%	100.00%	10,000	-98.72%	0.00%	0.00%	0.00%	0.00%	0.00%	0.00%	0.00%	0.00%	0.00%
7 12815	FINANCIAL GUARANTY INSURANCE COMPANY	NY	0.00%	100.00%	0	-100.00%	0.00%	-80.84%	0.00%	38.08%	0.00%	38.08%	0.00%	0.00%	0.00%
8 19038	TRAVELERS CASUALTY AND SURETY COMPANY	CT	0.00%	100.00%	0	0.00%	0.00%	-100.00%	0.00%	-101.92%	0.00%	-101.92%	0.00%	0.00%	0.00%
9 21873	FIREMANS FUND INSURANCE COMPANY	CA	0.00%	100.00%	0	0.00%	0.00%	-100.00%	0.00%	0.00%	0.00%	0.00%	0.00%	3.85%	3.85%
10 23825	MBIA INSURANCE CORP. OF ILLINOIS	IL	0.00%	100.00%	0	0.00%	0.00%	0.00%	0.00%	0.00%	0.00%	0.00%	0.00%	-14345.04%	-14345.04%
11 24740	SAFECO INSURANCE COMPANY OF AMERICA	WA	0.00%	100.00%	0	0.00%	0.00%	0.00%	0.00%	0.00%	0.00%	0.00%	0.00%	0.00%	N/A
12 25658	TRAVELERS INDEMNITY COMPANY	CT	0.00%	100.00%	0	0.00%	0.00%	-100.00%	0.00%	-101.95%	0.00%	-101.95%	0.00%	0.00%	0.00%
13 25771	CIFG ASSURANCE NORTH AMERICA INC	NY	0.00%	100.00%	0	-100.00%	0.00%	-84.58%	0.00%	-97.45%	0.00%	-97.45%	0.00%	0.00%	0.00%
14 25887	UNITED STATES FIDELITY & GUARANTY COMPANY	MD	0.00%	100.00%	0	0.00%	0.00%	0.00%	0.00%	0.00%	0.00%	0.00%	0.00%	0.00%	N/A
15 35289	CONTINENTAL INSURANCE COMPANY THE	PA	0.00%	100.00%	0	0.00%	0.00%	-100.00%	0.00%	-101.90%	0.00%	-101.90%	0.00%	36509400.00%	36509400.00%
Totals - All Companies					7,037,223	-64.86%	-3.25%	57.20%	0.06%	21.19%	0.06%	21.19%	0.00%	18.15%	2.96%

2008 MISSOURI MARKET SHARE BY GROUP - Financial Guaranty Insurance

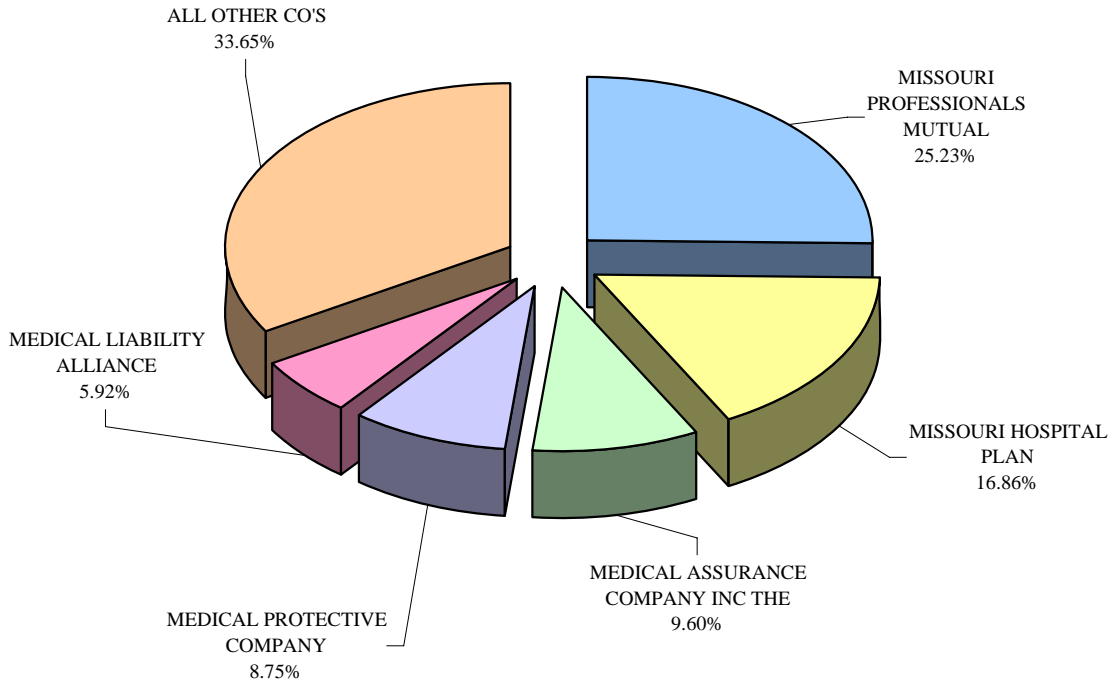
NAIC Code	Group Name	2008		2007-2008		2006-2007		2005-2006		2006		2006-2008	
		Market Share	Cumulative Market Share	Written Premium	Change in Written Premium	Loss Ratio	Change in Written Premium	Loss Ratio	Change in Written Premium	Loss Ratio	Loss Ratio	Loss Ratio	
1 0626	Ace Ltd Grp	38.91%	38.91%	2,738,083	23.34%	0.00%	270.31%	0.00%	21.41%	0.00%	0.00%	0.00%	0.00%
2 1248	AMBAC ASSUR CORP GRP	29.55%	68.46%	2,079,397	-72.59%	0.00%	-31.12%	0.00%	43.60%	0.00%	0.00%	0.00%	0.00%
3 0194	Financial Security Assur Holdings Grp	24.05%	92.50%	1,692,109	-70.98%	0.00%	371.55%	0.00%	-85.18%	0.00%	0.00%	0.00%	0.00%
4 0528	MBIA GRP	6.75%	99.26%	475,274	-69.17%	-14.60%	-85.50%	0.00%	-19.56%	0.00%	0.00%	0.00%	-6.16%
5 0766	Radian Grp	0.60%	99.86%	42,360	-94.40%	0.00%	-33.89%	0.00%	71.14%	0.00%	0.00%	0.00%	0.00%
6 22896	ACA FINANCIAL GUARANTY CORPORATION	0.14%	100.00%	10,000	-98.72%	0.00%	0.00%	0.00%	0.00%	0.00%	0.00%	0.00%	0.00%
7 0111	LIBERTY MUT GRP	0.00%	100.00%	0	0.00%	0.00%	0.00%	0.00%	0.00%	0.00%	0.00%	0.00%	N/A
8 0218	CNA INS GRP	0.00%	100.00%	0	0.00%	0.00%	-100.00%	0.00%	-101.90%	0.00%	36389837.50%	36509400.00%	3.85%
9 0761	ALLIANZ INS GRP	0.00%	100.00%	0	0.00%	0.00%	-100.00%	0.00%	0.00%	0.00%	3.85%	3.85%	3.85%
10 1135	PMI GRP	0.00%	100.00%	0	-100.00%	0.00%	-80.84%	0.00%	38.08%	0.00%	0.00%	0.00%	0.00%
11 25771	CIFG ASSURANCE NORTH AMERICA INC	0.00%	100.00%	0	-100.00%	0.00%	-84.58%	0.00%	-97.45%	0.00%	0.00%	0.00%	0.00%
12 3548	Travelers Grp	0.00%	100.00%	0	0.00%	0.00%	-100.00%	0.00%	-101.93%	0.00%	-1139.02%	-3409.76%	-3409.76%
Totals - All Groups		100.00%		7,037,223	-64.86%	-3.25%	57.20%	0.06%	21.19%	0.06%	18.15%	2.96%	2.96%

**MEDICAL MALPRACTICE INSURANCE
MISSOURI/COUNTRYWIDE
LOSS RATIOS 1989-2008**

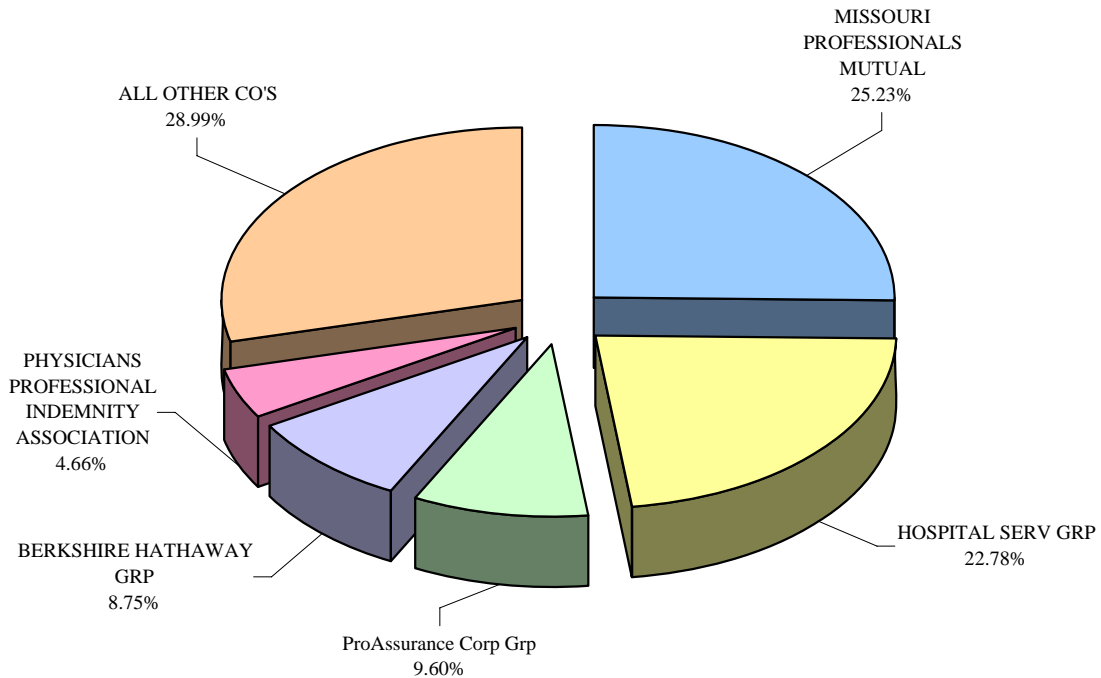


Total Medical Malpractice Insurance

2008 MISSOURI MARKET SHARE BY COMPANY



2008 MISSOURI MARKET SHARE BY GROUP



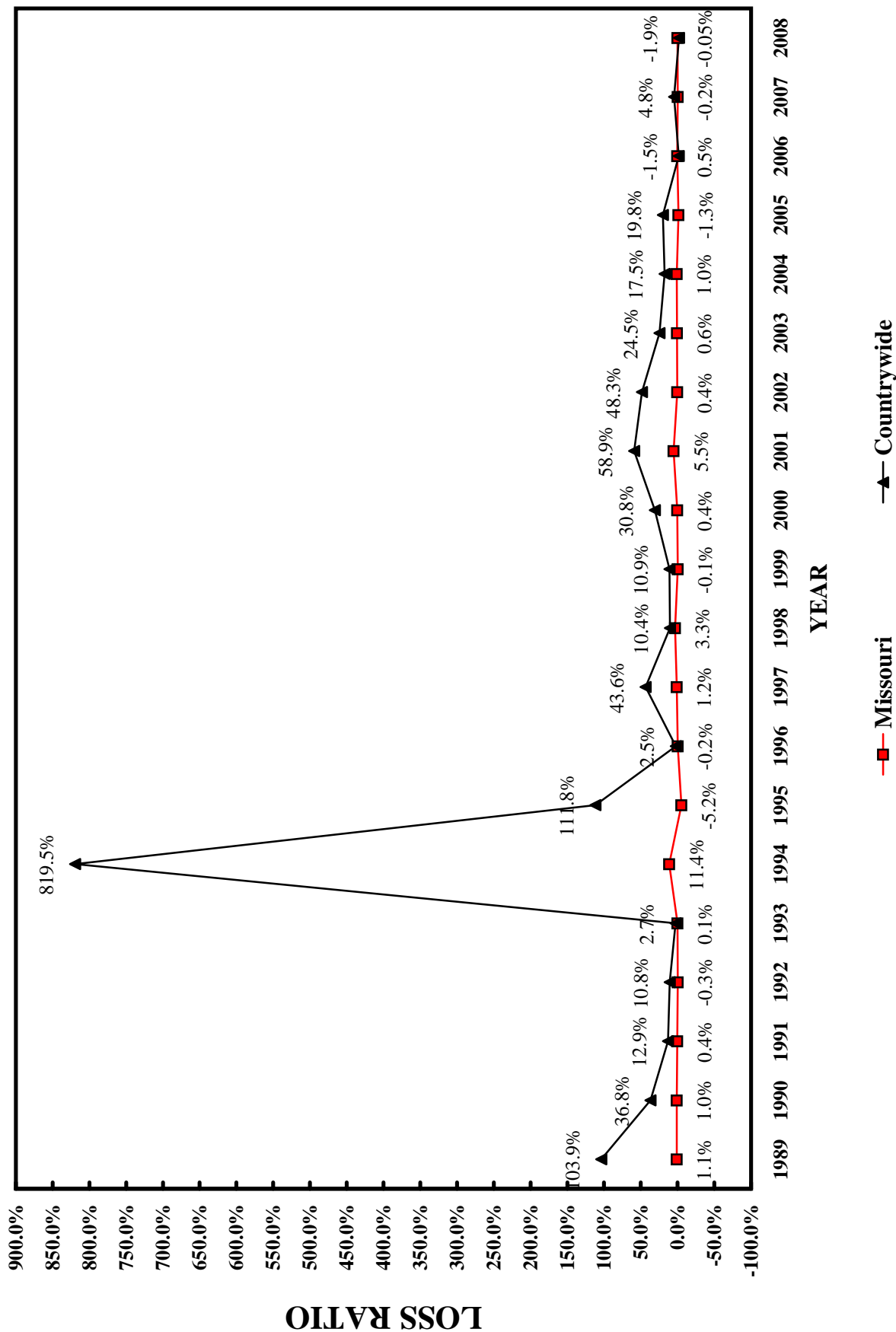
2008 MISSOURI MARKET SHARE BY COMPANY - Medical Malpractice Insurance

NAIC Code	Company Name	State of Domicile	2008		2007-2008		2008		2006-2007		2005-2006		2006-2008	
			Market Share	Cumulative Market Share	Change in Written Premium	Loss Ratio	Written Premium	Loss Ratio	Change in Written Premium	Loss Ratio	Change in Written Premium	Loss Ratio	Change in Written Premium	Loss Ratio
1	11582 MISSOURI PROFESSIONALS MUTUAL	MO	25.23%	25.23%	41,440,608	0.55%	30.35%	-0.14%	28.46%	-2.78%	53.94%	37.75%		
2	27642 MISSOURI HOSPITAL PLAN	MO	16.86%	42.09%	27,694,921	-5.05%	44.62%	-11.72%	10.10%	0.31%	11.31%	20.95%		
3	33391 MEDICAL ASSURANCE COMPANY INC THE	AL	9.60%	51.69%	15,772,583	-17.55%	-16.69%	-17.80%	7.34%	-9.52%	13.23%	3.15%		
4	11843 MEDICAL PROTECTIVE COMPANY	IN	8.75%	60.44%	14,369,929	-7.94%	14.64%	-4.11%	20.25%	-8.27%	43.69%	26.95%		
5	10686 MEDICAL LIABILITY ALLIANCE	MO	5.92%	66.35%	9,719,728	9.37%	78.17%	6.99%	9.41%	29.21%	68.56%	51.31%		
6	11704 PHYSICIANS PROFESSIONAL INDEMNITY ASSOCIATION	MO	4.66%	71.01%	7,650,968	-18.74%	43.73%	-10.06%	31.99%	23.64%	27.03%	33.89%		
7	33367 INTERMED INSURANCE COMPANY	MO	3.86%	74.87%	6,343,561	-7.94%	-11.18%	-2.73%	-1.63%	-30.75%	24.97%	5.92%		
8	11964 MISSOURI DOCTORS MUTUAL INSURANCE COMPANY	MO	3.17%	78.04%	5,209,548	13.21%	26.84%	-0.25%	12.85%	32.38%	1.71%	14.81%		
9	34495 DOCTORS COMPANY AN INTERINS EXCHANGE	CA	2.65%	80.69%	4,345,242	-1.37%	-112.70%	-20.56%	198.27%	11.08%	152.81%	82.60%		
10	20427 AMERICAN CASUALTY COMPANY OF READING PA	PA	1.89%	82.57%	3,099,031	-6.63%	-47.79%	12.14%	86.20%	9.87%	49.71%	28.42%		
11	44083 PREFERRED PHYSICIANS MEDICAL RRG INC	MO	1.81%	84.39%	2,978,734	0.11%	-75.68%	2.45%	31.71%	11.34%	58.26%	4.13%		
12	12361 GALEN INSURANCE COMPANY	MO	1.74%	86.13%	2,855,371	8.92%	26.33%	28.60%	56.80%	0.00%	43.36%	41.53%		
13	12513 PROFESSIONAL LIABILITY INSURANCE COMPANY OF AMERICA	NY	1.73%	87.86%	2,844,400	-34.61%	178.62%	9.55%	10.62%	-7.21%	24.00%	68.06%		
14	19445 NATIONAL UNION FIRE INSURANCE COMPANY OF PITT PA	PA	1.46%	89.31%	2,391,088	-9.39%	45.04%	-8.81%	18.80%	13.65%	38.82%	34.27%		
15	34703 KANSAS MEDICAL MUTUAL INSURANCE COMPANY	KS	1.43%	90.74%	2,343,624	-3.77%	46.31%	0.25%	14.37%	-0.12%	-95.90%	-12.41%		
16	36234 PREFERRED PROFESSIONAL INSURANCE COMPANY	NE	1.19%	91.93%	1,952,686	-17.54%	48.66%	-29.57%	-9.48%	34.81%	15.43%	16.21%		
17	10677 CINCINNATI INSURANCE COMPANY THE	OH	1.07%	93.00%	1,753,046	1.20%	-44.20%	-0.41%	-63.58%	-1.81%	-1.99%	-36.53%		
18	14460 PODIATRY INSURANCE COMPANY OF AMERICA A MUTUAL CO	IL	0.93%	93.93%	1,534,135	-4.43%	121.81%	3.90%	49.39%	67.70%	67.12%	79.89%		
19	15865 NCMC INSURANCE COMPANY	IA	0.83%	94.76%	1,365,622	0.41%	59.97%	-2.13%	-37.58%	0.18%	-18.76%	0.79%		
20	35904 HEALTH CARE INDEMNITY INC	CO	0.82%	95.58%	1,339,265	276.97%	-140.44%	-95.49%	-1593.18%	-3.09%	20.52%	-59.01%		
21	13194 PHYSICIANS INSURANCE MUTUAL	MO	0.71%	96.28%	1,158,227	0.00%	0.00%	0.00%	0.00%	0.00%	0.00%	0.00%		
22	12754 MEDICUS INSURANCE COMPANY	TX	0.61%	96.89%	1,000,948	2045.47%	4.84%	0.00%	0.00%	0.00%	0.00%	4.62%		
23	11127 PROFESSIONAL SOLUTIONS INSURANCE COMPANY	IA	0.56%	97.45%	927,428	-13.64%	62.68%	-6.43%	111.21%	-22.61%	59.84%	77.67%		
24	22810 CHICAGO INSURANCE COMPANY	IL	0.56%	98.01%	913,992	-2.23%	-142.54%	-2.75%	-367.25%	6.36%	-469.66%	-328.02%		
25	22667 ACE AMERICAN INSURANCE COMPANY	PA	0.41%	98.43%	680,052	-9.39%	31.38%	13.42%	141.11%	3.62%	33.36%	69.59%		
26	13714 PHARMACISTS MUTUAL INSURANCE COMPANY	IA	0.26%	98.68%	421,244	2.31%	4.65%	3.24%	7.03%	3.49%	-0.72%	3.70%		
27	20443 CONTINENTAL CASUALTY COMPANY	IL	0.22%	98.90%	364,018	-142.85%	-819.57%	-150.20%	372.89%	43.74%	198.90%	-121.35%		
28	18767 CHURCH MUTUAL INSURANCE COMPANY	WI	0.21%	99.12%	350,835	11.74%	-9.71%	-8.66%	-22.81%	8.80%	-44.50%	-25.93%		
29	16624 DARWIN NATIONAL ASSURANCE COMPANY	DE	0.19%	99.31%	316,078	0.63%	-13.98%	10.01%	33.07%	17.91%	38.19%	17.23%		
30	16535 ZURICH AMERICAN INSURANCE COMPANY	NY	0.13%	99.44%	220,288	-8.96%	23.15%	-225.94%	-719.54%	-682.15%	179.00%	-2144.64%		
31	21970 ONEBEACON INSURANCE COMPANY	PA	0.11%	99.56%	185,231	78.55%	70.93%	-54.23%	45.75%	0.00%	60.07%	58.63%		
32	10801 FORTRESS INSURANCE COMPANY	IL	0.09%	99.65%	148,724	-24.30%	97.21%	10.61%	46.56%	31.61%	24.17%	57.17%		
33	13073 KEYSTONE MUTUAL INSURANCE COMPANY	MO	0.08%	99.73%	132,985	0.00%	0.00%	0.00%	0.00%	0.00%	0.00%	0.00%		
34	19720 AMERICAN ALTERNATIVE INSURANCE CORPORATION	DE	0.06%	99.79%	100,460	51.26%	531.45%	12.60%	192.57%	-25.48%	184.49%	347.91%		
35	19380 AMERICAN HOME ASSURANCE COMPANY	NY	0.05%	99.84%	86,882	-2.00%	-5.87%	-6.25%	16.89%	16.73%	21.95%	11.12%		
Subtotals - Largest 35 Companies			99.84%		164,011,482	-2.82%	20.58%	11.89%	17.29%	-0.87%	31.43%	23.41%		
Subtotals - All Other Companies			0.16%		259,971	-59.33%	-1962.94%	-14.97%	-1425.89%	407.58%	312.28%	-444.38%		
Totals - All Companies			100.00%		164,271,453	-3.04%	15.93%	11.79%	12.18%	0.30%	33.75%	21.13%		

2008 MISSOURI MARKET SHARE BY GROUP - Medical Malpractice Insurance

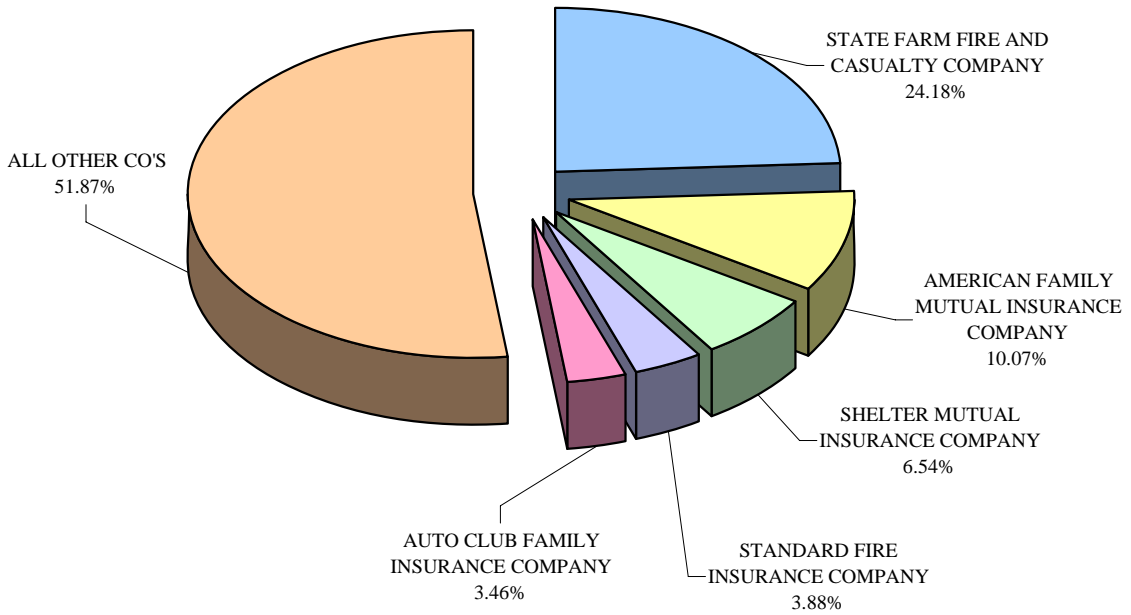
NAIC Code	Group Name	2008		2007-2008		2008		2006-2007		2005-2006		2006-2008	
		Market Share	Cumulative Market Share	Written Premium	Change in Written Premium	Loss Ratio	Change in Written Premium	Loss Ratio	Change in Written Premium	Loss Ratio	Change in Written Premium	Loss Ratio	
1 11582	MISSOURI PROFESSIONALS MUTUAL	25.23%	25.23%	41,440,608	0.55%	30.35%	-0.14%	28.46%	-2.78%	53.94%	37.75%		
2 0861	HOSPITAL SERV GRP	22.78%	48.00%	37,414,649	-1.68%	52.91%	-7.96%	9.94%	5.03%	21.64%	27.53%		
3 2698	ProAssurance Corp Grp	9.60%	57.60%	15,772,583	-17.55%	-16.69%	-17.80%	7.34%	-9.52%	13.23%	3.15%		
4 0031	BERKSHIRE HATHAWAY GRP	8.75%	66.35%	14,369,929	-7.94%	14.64%	-4.11%	20.25%	-8.27%	43.69%	26.95%		
5 11704	PHYSICIANS PROFESSIONAL INDEMNITY ASSOCIATION	4.66%	71.01%	7,650,968	-18.74%	43.73%	-10.06%	31.99%	23.64%	27.03%	33.89%		
6 1272	FPIC INS GRP	3.86%	74.87%	6,343,561	-7.94%	-11.18%	-2.73%	-1.63%	-30.75%	24.97%	5.92%		
7 11964	MISSOURI DOCTORS MUTUAL INSURANCE COMPANY	3.17%	78.04%	5,209,548	13.21%	26.84%	-0.25%	12.85%	32.38%	1.71%	14.81%		
8 0831	DOCTORS CO GRP	2.65%	80.69%	4,345,242	-1.37%	-112.70%	-20.56%	198.27%	11.08%	110.25%	68.19%		
9 0218	CNA INS GRP	2.11%	82.80%	3,463,049	40.23%	-171.70%	-46.91%	2.11%	20.17%	51.15%	-36.82%		
10 44083	PREFERRED PHYSICIANS MEDICAL RRG INC	1.81%	84.61%	2,978,734	0.11%	-75.68%	2.45%	31.71%	11.34%	58.26%	4.13%		
11 12361	GALEN INSURANCE COMPANY	1.74%	86.35%	2,855,371	8.92%	26.33%	28.60%	56.80%	0.00%	43.36%	41.53%		
12 12513	PROFESSIONAL LIABILITY INSURANCE COMPANY OF AME	1.73%	88.08%	2,844,400	-34.61%	178.62%	9.55%	10.62%	-7.21%	24.00%	68.06%		
13 0012	AMERICAN INTL GRP	1.54%	89.62%	2,537,338	-9.03%	32.23%	-8.59%	19.34%	13.51%	37.17%	29.67%		
14 34703	KANSAS MEDICAL MUTUAL INSURANCE COMPANY	1.43%	91.05%	2,343,624	-3.77%	46.31%	0.25%	14.37%	-0.12%	-95.90%	-12.41%		
15 2638	NCMIC Grp	1.40%	92.45%	2,293,050	-5.79%	61.07%	-4.07%	28.04%	-11.59%	18.80%	34.91%		
16 36234	PREFERRED PROFESSIONAL INSURANCE COMPANY	1.19%	93.63%	1,952,686	-17.54%	48.66%	-29.57%	-9.48%	34.81%	15.43%	16.21%		
17 0244	CINCINNATI FIN GRP	1.07%	94.70%	1,753,046	1.20%	-44.20%	-0.41%	-63.58%	-1.81%	-1.99%	-36.53%		
18 3504	PICA Grp	0.97%	95.67%	1,588,880	-4.36%	121.25%	4.61%	43.87%	4.70%	47.67%	70.82%		
19 35904	HEALTH CARE INDEMNITY INC	0.82%	96.48%	1,339,265	276.97%	-140.44%	-95.49%	-1593.18%	-3.09%	20.52%	-59.01%		
20 13194	PHYSICIANS INSURANCE MUTUAL	0.71%	97.19%	1,158,227	0.00%	0.00%	0.00%	0.00%	0.00%	0.00%	0.00%		
21 12754	MEDICUS INSURANCE COMPANY	0.61%	97.80%	1,000,948	2045.47%	4.84%	0.00%	0.00%	0.00%	0.00%	4.62%		
22 0761	ALLIANZ INS GRP	0.57%	98.37%	934,661	-10.36%	-147.92%	0.12%	-359.46%	5.73%	-530.06%	-348.20%		
23 0626	Ace Ltd Grp	0.41%	98.78%	680,052	-9.39%	40.12%	13.42%	150.97%	3.62%	27.78%	74.33%		
24 0775	PHARMACISTS MUT GRP	0.26%	99.04%	421,244	2.31%	4.65%	3.24%	7.03%	3.49%	-0.72%	3.70%		
25 18767	CHURCH MUTUAL INSURANCE COMPANY	0.21%	99.25%	350,835	11.74%	-9.71%	-8.66%	-22.81%	8.80%	-44.50%	-25.93%		
26 0501	Alleghany Grp	0.19%	99.44%	316,078	0.63%	-13.98%	10.01%	33.07%	17.91%	38.19%	17.23%		
27 0212	ZURICH INS GRP	0.13%	99.58%	220,288	-8.96%	345.11%	-225.94%	-1530.59%	-161.21%	842.04%	-5502.38%		
28 1129	WHITE MOUNTAINS GRP	0.11%	99.69%	185,231	78.55%	70.93%	-54.23%	45.75%	0.00%	60.07%	58.63%		
29 0508	NATIONAL GRP	0.09%	99.78%	148,724	-24.30%	97.21%	10.61%	46.56%	31.61%	24.17%	57.17%		
30 13073	KEYSTONE MUTUAL INSURANCE COMPANY	0.08%	99.86%	132,985	0.00%	0.00%	0.00%	0.00%	0.00%	0.00%	0.00%		
31 0361	Munich Re Grp	0.06%	99.92%	100,460	51.26%	531.45%	12.60%	192.57%	-25.48%	184.49%	347.91%		
32 0176	STATE FARM GRP	0.05%	99.97%	80,111	-5.54%	0.40%	3.13%	0.85%	-0.39%	1.44%	0.90%		
33 2358	ISMIE Grp	0.01%	99.99%	21,509	-93.16%	-1386.22%	16.93%	-1263.34%	-45.78%	1579.09%	-19.14%		
34 1313	OREGON DENTAL GRP	0.01%	99.99%	13,888	1074.96%	0.00%	0.00%	0.00%	0.00%	0.00%	0.00%		
35 0140	NATIONWIDE CORP GRP	0.01%	100.00%	9,681	10.38%	31.01%	338.33%	-490.78%	0.00%	80968.83%	2504.16%		
Subtotals - Largest 35 Groups		100.00%		164,271,453	-3.03%	19.34%	11.79%	12.88%	-0.31%	30.30%	21.18%		
Subtotals - All Other Groups		0.00%		0	-100.00%	-8379597.06%	-2.76%	-27545.86%	27132.73%	986.23%	-14.70%		
Totals - All Groups		100.00%		164,271,453	-3.04%	15.93%	11.79%	12.18%	0.30%	33.75%	21.13%		

EARTHQUAKE INSURANCE MISSOURI/COUNTRYWIDE LOSS RATIOS 1989-2008

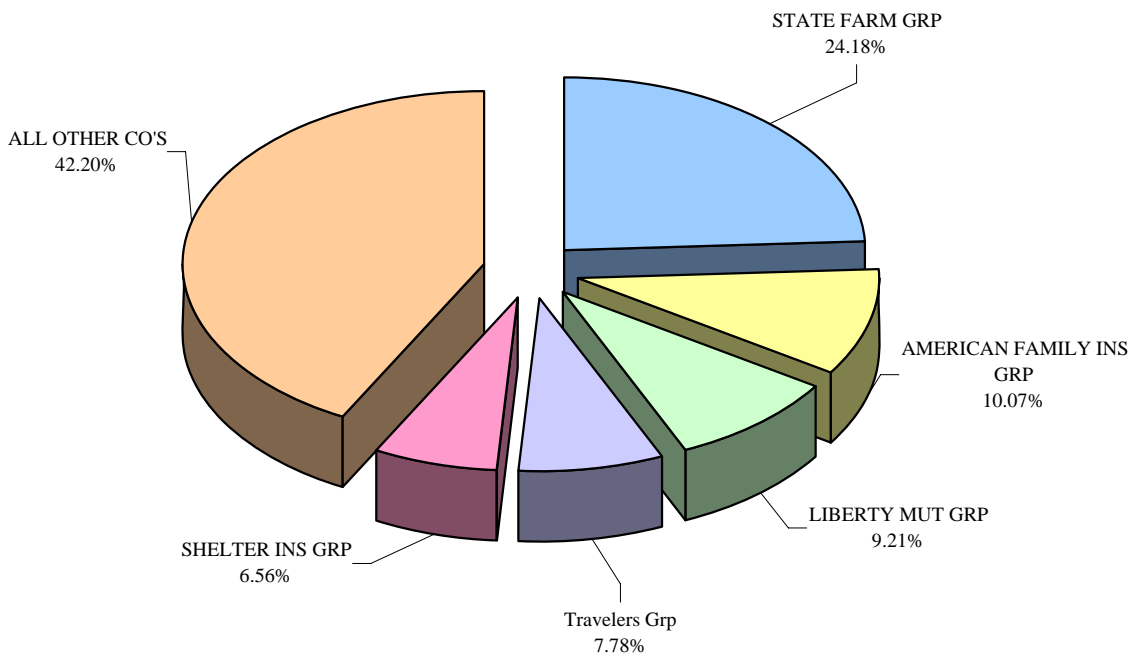


Total Earthquake Insurance

2008 MISSOURI MARKET SHARE BY COMPANY



2008 MISSOURI MARKET SHARE BY GROUP



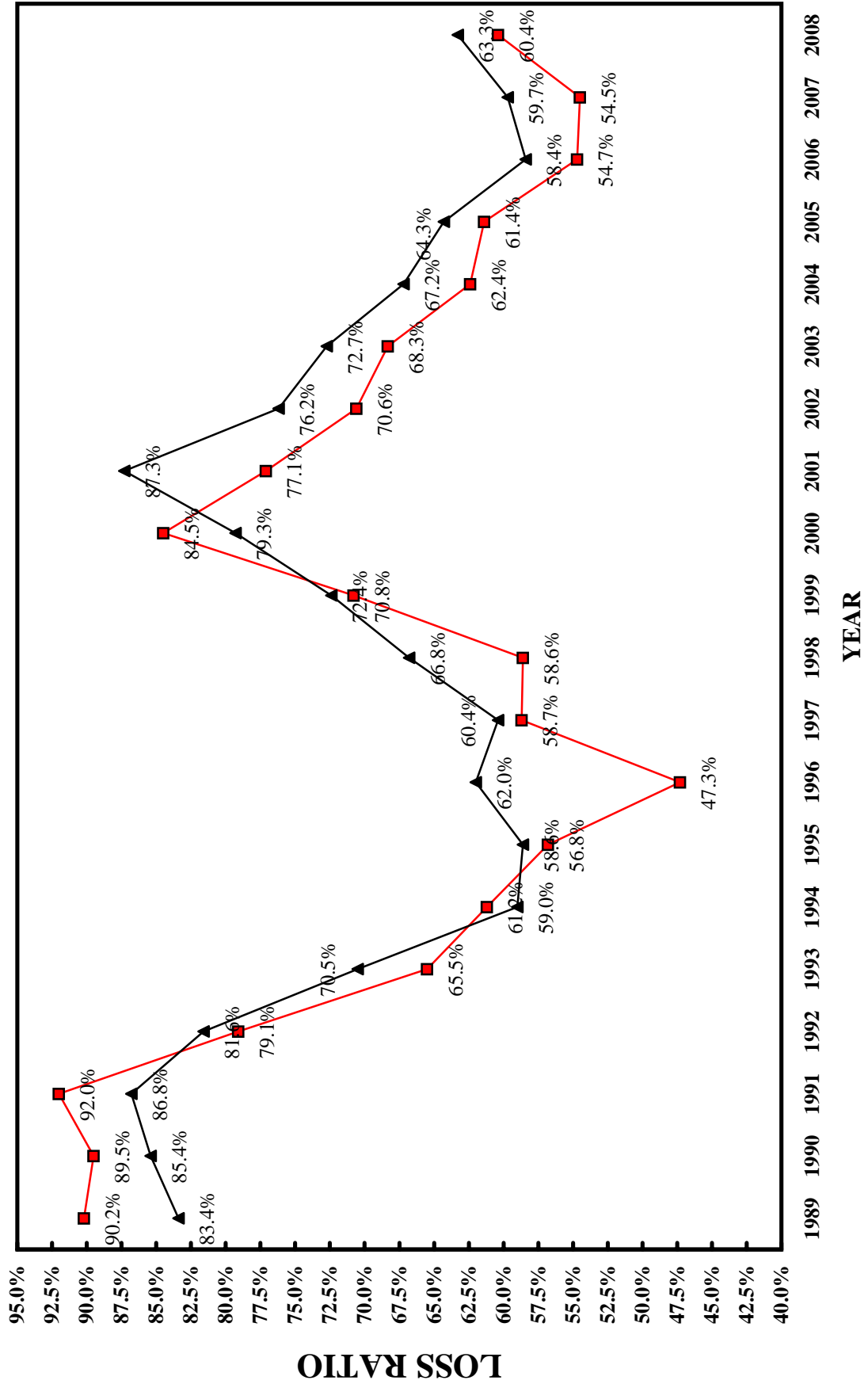
2008 MISSOURI MARKET SHARE BY COMPANY - Earthquake Insurance

NAIC Code	Company Name	State of Domicile	2008 Market Share		2008 Cumulative Market Share	2007-2008 Change in Written Premium		2008 Loss Ratio	2006-2007 Change in Written Premium		2007 Loss Ratio	2005-2006 Change in Written Premium		2006 Loss Ratio	2006-2008 Loss Ratio
			2008 Market Share	2008 Market Share		2007 Written Premium	2008 Written Premium		2006 Written Premium	2007 Written Premium		2005 Written Premium	2006 Written Premium		
1 25143	STATE FARM FIRE AND CASUALTY COMPANY	IL	24.18%	24.18%	24.18%	20,430,314	13.48%	0.41%	5.62%	0.00%	0.00%	7.98%	0.00%	0.15%	
2 19275	AMERICAN FAMILY MUTUAL INSURANCE COMPANY	WI	10.07%	34.25%	8,509,460	7.19%	0.12%	0.04%	6.19%	0.00%	0.00%	7.89%	0.00%	0.04%	
3 23388	SHELTER MUTUAL INSURANCE COMPANY	MO	6.54%	40.79%	5,526,047	-0.93%	0.00%	0.01%	0.02%	-0.21%	-0.81%	-0.81%	0.25%	0.01%	
4 19070	STANDARD FIRE INSURANCE COMPANY	CT	3.88%	44.67%	3,276,561	14.30%	-0.35%	0.08%	4.98%	-0.05%	0.00%	79.54%	0.08%	-0.12%	
5 27235	AUTO CLUB FAMILY INSURANCE COMPANY	MO	3.46%	48.13%	2,927,289	8.35%	0.00%	0.00%	38.41%	0.00%	0.00%	18.83%	0.00%	0.00%	
6 24740	SAFECO INSURANCE COMPANY OF AMERICA	WA	2.84%	50.98%	2,403,816	-4.08%	-0.03%	0.01%	-0.14%	0.01%	0.04%	-6.89%	0.04%	0.01%	
7 23035	LIBERTY MUTUAL FIRE INSURANCE COMPANY	WI	2.37%	53.35%	2,005,270	0.32%	0.00%	-0.03%	9.18%	-0.03%	-0.07%	36.79%	-0.07%	-0.03%	
8 21849	AMERICAN AUTOMOBILE INSURANCE COMPANY	MO	2.33%	55.68%	1,967,103	-3.62%	0.70%	0.22%	18.63%	1.53%	-0.23%	15.50%	-0.23%	0.22%	
9 27998	TRAVELERS HOME AND MARINE INSURANCE COMPANY THE	CT	1.87%	57.55%	1,583,423	218.71%	9.33%	7.89%	0.00%	-0.01%	0.00%	0.00%	0.00%	7.89%	
10 38970	MARKEL INSURANCE COMPANY	IL	1.87%	59.42%	1,579,851	-1.28%	0.00%	1.54%	-1168229.20%	4.04%	56.98%	-140.77%	56.98%	1.54%	
11 21687	MID CENTURY INSURANCE COMPANY	CA	1.63%	61.05%	1,374,263	-5.73%	0.03%	0.02%	33.03%	-0.07%	0.11%	14.74%	0.11%	0.02%	
12 19100	AMCO INSURANCE COMPANY	IA	1.62%	62.67%	1,370,616	-16.92%	-0.38%	-0.72%	-3.71%	-0.45%	-1.37%	24.69%	-1.37%	-0.72%	
13 20303	GREAT NORTHERN INSURANCE COMPANY	IN	1.60%	64.27%	1,349,926	-2.65%	0.00%	0.00%	1.04%	0.00%	0.00%	4.67%	0.00%	0.00%	
14 21121	WESTCHESTER FIRE INSURANCE COMPANY	NY	1.52%	65.79%	1,287,703	-8.44%	0.00%	21.23%	13.02%	0.00%	0.00%	-38.97%	66.74%	21.23%	
15 23515	MIDWESTERN INDEMNITY COMPANY THE	OH	1.52%	67.31%	1,281,286	14.60%	0.00%	0.00%	38.58%	0.00%	0.00%	-6.35%	0.00%	0.00%	
16 25941	UNITED SERVICES AUTOMOBILE ASSOCIATION	TX	1.47%	68.78%	1,238,058	3.07%	0.19%	0.07%	10.04%	-0.42%	0.49%	8.93%	0.49%	0.07%	
17 25127	STATE AUTO PROPERTY & CASUALTY INSURANCE COMPANY	IA	1.40%	70.18%	1,182,524	11.64%	0.00%	0.00%	0.78%	0.00%	0.00%	-6.22%	0.00%	0.00%	
18 27847	INSURANCE COMPANY OF THE WEST	CA	1.15%	71.33%	973,577	-14.85%	0.00%	0.00%	-12.34%	-0.08%	0.11%	128.39%	0.11%	0.00%	
19 21652	FARMERS INSURANCE EXCHANGE	CA	1.06%	72.39%	893,459	219.40%	-0.11%	-0.12%	474.43%	0.20%	-0.93%	-12.97%	-0.93%	-0.12%	
20 25658	TRAVELERS INDEMNITY COMPANY	CT	1.03%	73.42%	873,925	31.35%	-2.30%	-13.78%	-35.76%	1.59%	-36.73%	93.67%	-36.73%	-13.78%	
21 28401	AMERICAN NATIONAL PROPERTY & CASUALTY COMPANY	MO	0.99%	74.41%	833,997	3.92%	0.00%	0.00%	27.93%	0.00%	0.00%	11.85%	0.00%	0.00%	
22 21660	FIRE INSURANCE EXCHANGE	CA	0.93%	75.34%	784,936	-6.75%	0.00%	0.00%	27.24%	0.00%	0.00%	5.72%	0.00%	0.00%	
23 32220	AMERICAN INTERNATIONAL INSURANCE COMPANY	NY	0.91%	76.25%	768,138	36.95%	-0.54%	-3.31%	35.33%	-7.01%	-3.52%	25.84%	-3.52%	-3.31%	
24 26093	NATIONWIDE AFFINITY INSURANCE COMPANY OF AMERICA	OH	0.89%	77.13%	750,376	217.55%	0.09%	0.09%	0.00%	0.11%	0.00%	0.00%	0.00%	0.09%	
25 24171	NETHERLANDS INSURANCE COMPANY THE	NIH	0.81%	77.95%	687,933	0.48%	0.00%	0.00%	47.96%	0.00%	0.00%	161.89%	0.00%	0.00%	
26 35300	ALLIANZ GLOBAL RISKS US INSURANCE COMPANY	CA	0.80%	78.75%	676,306	5.02%	0.00%	0.00%	8.76%	0.00%	0.00%	-42.60%	0.00%	0.00%	
27 21261	ELECTRIC INSURANCE COMPANY	MA	0.69%	79.43%	580,539	95.77%	0.00%	0.00%	186.94%	0.00%	0.00%	153.71%	0.00%	0.00%	
28 19640	COLUMBIA NATIONAL INSURANCE COMPANY	NE	0.64%	80.07%	537,002	4.45%	0.00%	0.00%	4.41%	0.00%	0.00%	2.80%	0.00%	0.00%	
29 25968	USAA CASUALTY INSURANCE COMPANY	TX	0.61%	80.68%	514,157	11.24%	0.52%	0.27%	16.22%	-0.66%	1.02%	16.06%	1.02%	0.27%	
30 18767	CHURCH MUTUAL INSURANCE COMPANY	WI	0.59%	81.26%	494,831	-2.82%	0.00%	0.00%	-3.65%	0.00%	0.00%	2.09%	0.00%	0.00%	
31 40649	ECONOMY PREMIER ASSURANCE COMPANY	IL	0.58%	81.84%	487,158	-8.93%	-3.55%	1.85%	1.45%	-8.00%	-8.00%	-10.03%	16.35%	1.85%	
32 14400	LITITZ MUTUAL INSURANCE COMPANY	PA	0.56%	82.40%	475,586	-14.95%	0.00%	0.00%	0.88%	0.00%	0.00%	-5.79%	0.00%	0.00%	
33 39845	WESTPORT INSURANCE CORPORATION	MO	0.54%	82.94%	454,984	0.00%	0.26%	0.26%	0.00%	0.00%	0.00%	0.00%	0.00%	0.26%	
34 21873	FIREMANS FUND INSURANCE COMPANY	CA	0.53%	83.47%	444,210	-12.77%	-0.74%	0.22%	7.04%	1.42%	-0.07%	-0.06%	-0.07%	0.22%	
35 42587	DEPOSITORS INSURANCE COMPANY	IA	0.52%	83.98%	435,911	67.49%	0.04%	-0.18%	376.79%	-0.18%	-1.88%	21.55%	-1.88%	-0.18%	
Subtotals - Largest 35 Companies			83.98%		70,960,535	9.99%	0.16%	0.36%	-10.88%	-0.04%	1.06%	-8.43%	1.06%	0.36%	
Subtotals - All Other Companies			16.02%		13,532,153	-4.68%	-1.09%	-0.92%	17.29%	-0.72%	-0.97%	18.65%	-0.97%	-0.92%	
Totals - All Companies			100.00%		84,492,688	7.35%	-0.05%	0.09%	-5.80%	-0.18%	0.54%	-2.35%	0.54%	0.09%	

2008 MISSOURI MARKET SHARE BY GROUP - Earthquake Insurance

NAIC Code	Group Name	2008		2007-2008		2006-2007		2005-2006		2006-2008	
		Market Share	Cumulative Market Share	2008 Written Premium	Change in Written Premium	2008 Loss Ratio	Change in Written Premium	2007 Loss Ratio	Change in Written Premium	2006 Loss Ratio	2006-2008 Loss Ratio
1 0176	STATE FARM GRP	24.18%	24.18%	20,430,314	13.48%	0.41%	5.62%	0.00%	7.98%	0.00%	0.15%
2 0473	AMERICAN FAMILY INS GRP	10.07%	34.25%	8,509,460	7.19%	0.12%	6.19%	0.00%	7.89%	0.00%	0.04%
3 0111	LIBERTY MUT GRP	9.21%	43.46%	7,783,815	0.06%	-0.09%	7.76%	-0.03%	6.77%	0.01%	-0.04%
4 3548	Travelers Grp	7.78%	51.24%	6,573,604	36.62%	0.37%	4.52%	1.14%	46.99%	-13.05%	-3.14%
5 0123	SHELTER INS GRP	6.56%	57.80%	5,539,200	-0.95%	0.00%	-0.02%	-0.21%	-0.79%	0.25%	0.01%
6 0212	ZURICH INS GRP	4.92%	62.72%	4,154,069	10.45%	-0.87%	27.71%	0.57%	5.85%	1.22%	0.18%
7 0761	ALLIANZ INS GRP	4.23%	66.95%	3,574,233	6.44%	-0.50%	13.99%	1.24%	-7.45%	-0.21%	0.16%
8 0140	NATIONWIDE CORP GRP	3.81%	70.76%	3,222,836	12.36%	-0.21%	14.82%	-0.43%	21.27%	-1.53%	-0.66%
9 1318	Auto Club Enterprises Ins Grp	3.46%	74.23%	2,927,289	8.35%	0.00%	38.41%	0.00%	18.83%	0.00%	0.00%
10 0038	CHUBB & SON INC GRP	2.87%	77.09%	2,421,430	-1.10%	0.00%	5.24%	0.00%	1.54%	0.00%	0.00%
11 0200	UNITED SERV AUTOMOBILE ASSN GRP	2.10%	79.19%	1,770,290	5.92%	0.28%	12.11%	-0.48%	10.85%	0.62%	0.13%
12 0785	MARKEL CORP GRP	1.87%	81.06%	1,579,851	-1.28%	0.00%	-1168229.20%	4.04%	-140.77%	56.98%	1.54%
13 0626	Ace Ltd Grp	1.80%	82.86%	1,521,529	-4.38%	0.09%	-0.75%	0.00%	-36.57%	31.43%	11.30%
14 0175	STATE AUTO MUT GRP	1.44%	84.30%	1,215,889	11.49%	0.00%	0.66%	0.00%	-6.97%	0.00%	0.00%
15 0922	ICW GRP	1.15%	85.45%	973,577	-14.85%	0.00%	-12.34%	-0.08%	128.39%	0.11%	0.00%
16 0012	AMERICAN INTL GRP	1.10%	86.55%	928,867	15.28%	-3.72%	45.39%	-3.08%	58.79%	-0.11%	-2.63%
17 0091	HARTFORD FIRE & CAS GRP	1.09%	87.64%	919,040	-4.43%	1.84%	3.85%	-0.05%	7.97%	-0.25%	0.53%
18 0807	COLUMBIA INS GRP	1.08%	88.72%	914,823	-4.52%	0.00%	10.73%	0.00%	1.31%	0.00%	0.00%
19 0408	AMERICAN NATL FIN GRP	1.00%	89.72%	848,960	5.21%	0.00%	27.30%	0.00%	11.75%	0.00%	0.00%
20 0241	METROPOLITAN GRP	0.93%	90.65%	787,242	-6.52%	-3.82%	5.42%	-7.16%	-4.69%	16.50%	1.77%
21 0280	AUTO OWNERS GRP	0.88%	91.54%	744,706	1.11%	0.00%	5.07%	0.00%	0.85%	0.00%	0.00%
22 0057	ELECTRIC INS GRP	0.69%	92.22%	580,539	95.77%	0.00%	186.94%	0.00%	153.71%	0.00%	0.00%
23 18767	CHURCH MUTUAL INSURANCE COMPANY	0.59%	92.81%	494,831	-2.82%	0.00%	-3.65%	0.00%	2.09%	0.00%	0.00%
24 1319	LITITZ MUT GRP	0.56%	93.37%	475,586	-14.95%	0.00%	0.88%	0.00%	-5.79%	0.00%	0.00%
25 0181	SWISS RE GRP	0.54%	93.91%	454,984	0.00%	0.26%	-100.00%	0.00%	-50.00%	0.00%	0.26%
26 0050	Country Ins & Fin Serv Grp	0.50%	94.41%	426,107	6.79%	1.90%	9.57%	0.11%	17.21%	0.45%	0.87%
27 0096	Secura Ins Grp	0.45%	94.87%	381,820	-3.70%	0.18%	12.74%	-2.01%	-14.30%	-0.77%	-0.87%
28 1129	WHITE MOUNTAINS GRP	0.40%	95.27%	337,654	685.79%	0.00%	109.74%	0.00%	353.85%	-0.69%	-0.03%
29 0248	UNITED FIRE & CAS GRP	0.39%	95.65%	328,626	5.32%	1.54%	11.64%	4.68%	-4.14%	0.00%	2.11%
30 0215	UNITRIN GRP	0.29%	95.95%	248,296	118.25%	1.77%	170.73%	1.08%	136.96%	-0.01%	1.42%
31 0775	PHARMACISTS MUT GRP	0.28%	96.23%	233,896	11.60%	0.00%	9.93%	0.00%	6.18%	0.00%	0.00%
32 0169	SENTRY INS GRP	0.27%	96.50%	229,132	-1.78%	4.85%	25.36%	-10.89%	3.08%	8.14%	0.29%
33 3416	AXIS Capital Grp	0.22%	96.72%	189,423	-35.37%	-23.07%	35.76%	17.98%	-14.35%	6.31%	2.22%
34 0796	QBE INS GRP	0.21%	96.93%	177,395	-11.53%	0.00%	4.81%	0.00%	111.64%	0.00%	0.00%
35 0007	FEDERATED MUT GRP	0.21%	97.14%	173,498	-23.00%	0.00%	-0.36%	0.00%	-0.48%	0.00%	0.00%
Subtotals - Largest 35 Groups		97.14%		82,072,811	9.05%	-0.02%		-9.89%	0.08%	0.33%	0.12%
Subtotals - All Other Groups		2.86%		2,419,877	-29.85%	-1.05%		83.45%	-4.20%	2.17%	-0.28%
Totals - All Groups		100.00%		84,492,688	7.35%	-0.05%		-5.80%	-0.18%	-2.35%	0.09%

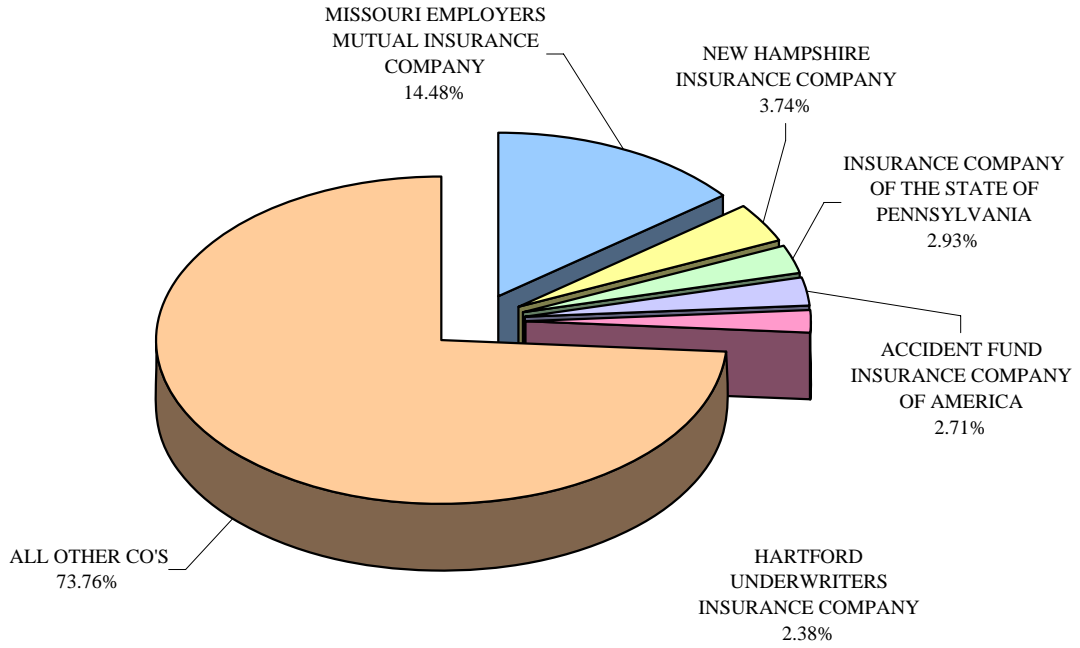
**WORKERS COMPENSATION INSURANCE
MISSOURI/COUNTRYWIDE
LOSS RATIOS 1989-2008**



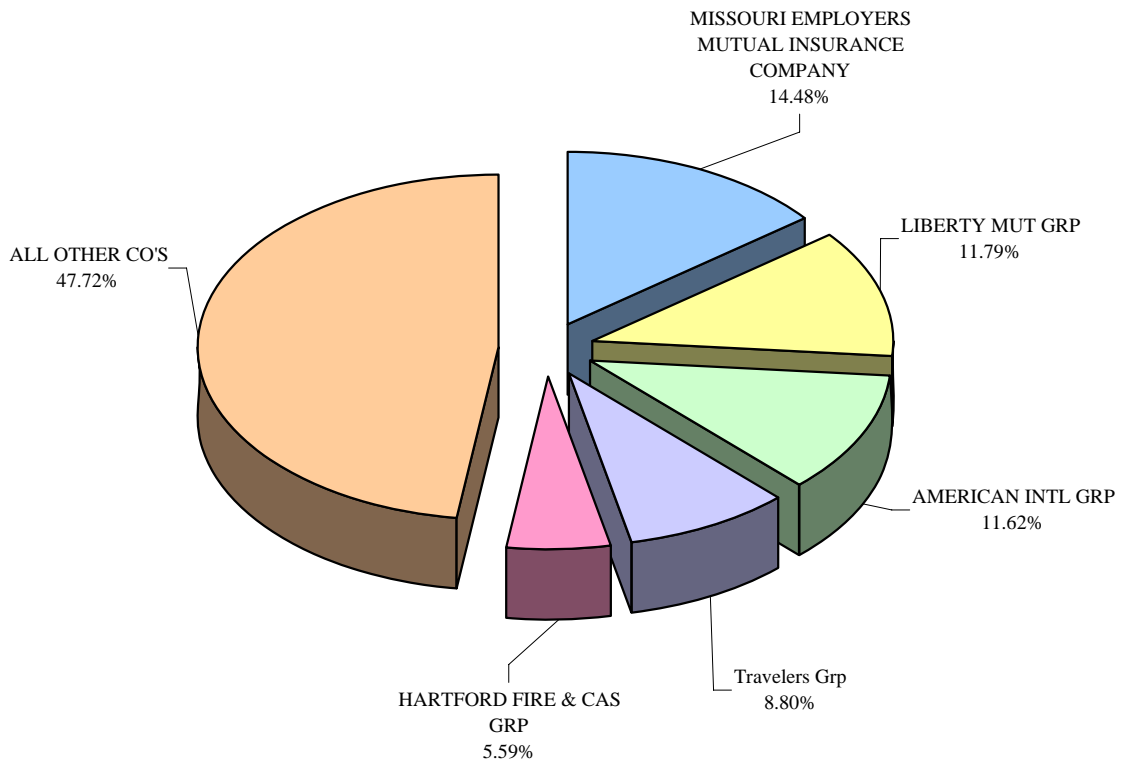
■ Missouri ▲ Countrywide

Total Workers Compensation Insurance

2008 MISSOURI MARKET SHARE BY COMPANY



2008 MISSOURI MARKET SHARE BY GROUP



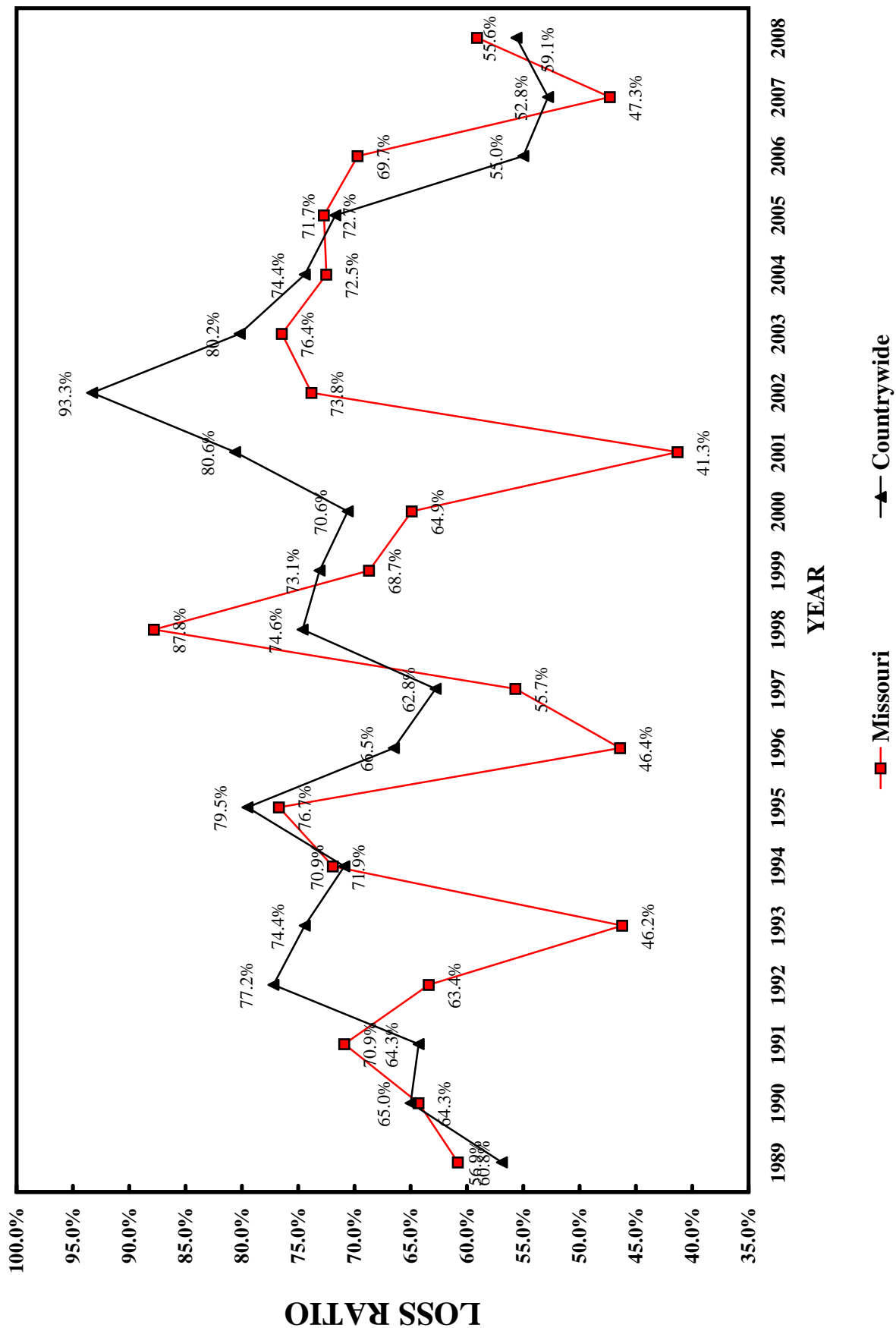
2008 MISSOURI MARKET SHARE BY COMPANY - Workers Compensation Insurance

NAIC Code	Company Name	State of Domicile	2008		2008 Cumulative Market Share	2007-2008		2008		2006-2007		2005-2006		2006-2008	
			Market Share	Market Share		Change in Written Premium	Loss Ratio	Written Premium	Loss Ratio	Change in Written Premium	Loss Ratio	Change in Written Premium	Loss Ratio	Change in Written Premium	Loss Ratio
1	MISSOURI EMPLOYERS MUTUAL INSURANCE COMPANY	MO	14.48%	14.48%	14.48%	-8.82%	49.30%	129,016,868	42.21%	-1.66%	42.21%	2.52%	51.06%	47.48%	
2	NEW HAMPSHIRE INSURANCE COMPANY	PA	3.74%	18.22%	33,366,624	-2.19%	69.72%	33,366,624	70.97%	-8.00%	70.97%	180.22%	84.56%	74.37%	
3	INSURANCE COMPANY OF THE STATE OF PENNSYLVANIA	PA	2.93%	21.15%	26,087,436	140.69%	54.97%	26,087,436	-37.23%	8.32%	-37.23%	30.26%	30.07%	18.91%	
4	ACCIDENT FUND INSURANCE COMPANY OF AMERICA	MI	2.71%	23.86%	24,113,035	-9.65%	46.79%	24,113,035	39.32%	-3.82%	39.32%	15.03%	39.07%	41.54%	
5	HARTFORD UNDERWRITERS INSURANCE COMPANY	CT	2.38%	26.24%	21,209,729	-5.30%	47.37%	21,209,729	65.79%	-21.65%	65.79%	-9.66%	36.29%	49.11%	
6	TRAVELERS COMMERCIAL CASUALTY COMPANY	CT	2.29%	28.53%	20,413,679	-14.70%	71.14%	20,413,679	71.21%	-33.60%	71.21%	-33.98%	65.94%	68.77%	
7	LIBERTY INSURANCE CORPORATION	IL	2.20%	30.73%	19,618,208	-15.38%	62.58%	19,618,208	53.58%	-28.78%	53.58%	56.59%	70.01%	63.15%	
8	COMMERCE AND INDUSTRY INSURANCE CO	NY	2.10%	32.83%	18,711,021	-42.26%	69.89%	18,711,021	47.38%	-33.03%	47.38%	-2.14%	63.17%	59.44%	
9	TRAVELERS INDEMNITY COMPANY OF AMERICA	CT	1.84%	34.67%	16,369,888	3.11%	75.16%	16,369,888	46.82%	-7.06%	46.82%	37.54%	77.84%	66.43%	
10	LIBERTY MUTUAL FIRE INSURANCE COMPANY	WI	1.78%	36.45%	15,844,254	-4.84%	92.72%	15,844,254	116.09%	-0.17%	116.09%	-44.72%	22.18%	73.34%	
11	AMERICAN FAMILY MUTUAL INSURANCE COMPANY	WI	1.73%	38.18%	15,449,541	-22.07%	124.42%	15,449,541	121.15%	-15.81%	121.15%	-10.87%	67.46%	100.70%	
12	VANLINER INSURANCE COMPANY	MO	1.69%	39.87%	15,087,338	-12.26%	27.46%	15,087,338	79.92%	-3.03%	79.92%	-8.71%	99.79%	69.80%	
13	LM INSURANCE CORPORATION	IA	1.65%	41.53%	14,742,769	-12.50%	71.95%	14,742,769	86.88%	312.96%	86.88%	366.40%	74.73%	79.10%	
14	ACE AMERICAN INSURANCE COMPANY	PA	1.63%	43.16%	14,541,960	-23.29%	-21.05%	14,541,960	29.89%	14.48%	29.89%	10.13%	12.50%	8.11%	
15	MIDWEST BUILDERS' CASUALTY MUTUAL COMPANY	KS	1.60%	44.76%	14,249,597	0.00%	55.49%	14,249,597	0.00%	0.00%	0.00%	0.00%	0.00%	55.49%	
16	ZURICH AMERICAN INSURANCE COMPANY	NY	1.58%	46.33%	14,039,231	-56.65%	82.72%	14,039,231	103.20%	-2.58%	103.20%	-0.66%	49.58%	74.97%	
17	AMERICAN ZURICH INSURANCE COMPANY	IL	1.44%	47.78%	12,846,735	85.30%	98.12%	12,846,735	51.68%	25.98%	51.68%	-2.90%	75.30%	79.05%	
18	FIRSTCOMP INSURANCE COMPANY	NE	1.35%	49.13%	12,071,391	22.97%	36.20%	12,071,391	23.13%	3.61%	23.13%	-10.74%	45.62%	37.02%	
19	WAUSAU UNDERWRITERS INSURANCE COMPANY	WI	1.28%	50.41%	11,447,917	30.14%	74.61%	11,447,917	45.02%	-29.74%	45.02%	-14.36%	63.95%	61.62%	
20	NATIONAL UNDERFIRE INSURANCE COMPANY OF PITTSBURG PA	PA	1.28%	51.70%	11,432,418	356.65%	181.37%	11,432,418	-6.52%	-33.57%	-6.52%	123.37%	31.27%	87.71%	
21	ACCIDENT FUND NATIONAL INSURANCE COMPANY	MI	1.21%	52.91%	10,806,617	223.97%	43.77%	10,806,617	78.38%	707.32%	78.38%	0.00%	31.26%	51.67%	
22	OWNERS INSURANCE COMPANY	OH	1.17%	54.08%	10,412,430	-13.04%	71.15%	10,412,430	73.43%	9.90%	73.43%	36.15%	80.69%	74.85%	
23	CINCINNATI CASUALTY COMPANY THE	OH	1.11%	55.18%	9,849,677	-3.34%	114.93%	9,849,677	45.36%	14.22%	45.36%	34.97%	131.69%	96.07%	
24	WESTPORT INSURANCE CORPORATION	MO	1.09%	56.27%	9,693,313	736.82%	94.98%	9,693,313	53.41%	-42.42%	53.41%	-30.21%	20.72%	77.99%	
25	AMERISURE INSURANCE COMPANY	MI	1.08%	57.35%	9,608,628	-15.21%	53.83%	9,608,628	36.28%	28.12%	36.28%	-4.41%	59.32%	48.90%	
26	GUARANTEE INSURANCE COMPANY	FL	1.07%	58.42%	9,570,463	2.67%	79.78%	9,570,463	26.77%	17.84%	26.77%	9.26%	50.48%	53.36%	
27	AMERISURE MUTUAL INSURANCE COMPANY	MI	1.00%	59.43%	8,915,602	32.06%	-8.39%	8,915,602	10.60%	-47.52%	10.60%	-18.34%	46.22%	22.61%	
28	MIDWESTERN INDEMNITY COMPANY THE	OH	0.92%	60.35%	8,241,737	-4.59%	62.07%	8,241,737	56.04%	16.14%	56.04%	46.74%	50.64%	56.72%	
29	AMERICAN HOME ASSURANCE COMPANY	NY	0.91%	61.26%	8,148,508	-88.75%	58.69%	8,148,508	56.19%	13.91%	56.19%	-10.23%	53.46%	55.70%	
30	SECURA INSURANCE A MUTUAL COMPANY	WI	0.89%	62.16%	7,964,508	-22.12%	58.18%	7,964,508	52.85%	14.54%	52.85%	13.70%	43.14%	51.68%	
31	ACUTY A MUTUAL INSURANCE COMPANY	WI	0.88%	63.04%	7,841,577	-31.38%	44.42%	7,841,577	80.82%	-2.17%	80.82%	18.88%	75.00%	57.63%	
32	AMERICAN INTERSTATE INSURANCE COMPANY	LA	0.86%	63.90%	7,636,785	8.19%	65.80%	7,636,785	89.80%	2.11%	89.80%	-0.80%	86.14%	80.00%	
33	FEDERATED MUTUAL INSURANCE COMPANY	MN	0.83%	64.73%	7,435,770	-19.51%	38.48%	7,435,770	61.58%	-8.30%	61.58%	-7.65%	53.02%	51.76%	
34	HARTFORD ACCIDENT & INDEMNITY CO	CT	0.81%	65.54%	7,181,053	57.18%	67.90%	7,181,053	46.28%	-14.75%	46.28%	54.08%	54.69%	56.86%	
35	NATIONWIDE MUTUAL INSURANCE COMPANY	OH	0.78%	66.32%	6,990,557	-17.25%	60.80%	6,990,557	24.71%	-13.13%	24.71%	-1.44%	-2.33%	25.36%	
Subtotals - Largest 35 Companies			66.32%		590,956,864	-11.39%	60.63%	590,956,864	55.66%	4.96%	55.66%	-1.89%	56.13%	57.39%	
Subtotals - All Other Companies			33.68%		300,101,991	-4.02%	59.82%	300,101,991	52.17%	-7.09%	52.17%	4.59%	51.68%	54.58%	
Totals - All Companies			100.00%		891,058,855	-9.04%	60.37%	891,058,855	54.55%	1.12%	54.55%	0.01%	54.85%	56.52%	

2008 MISSOURI MARKET SHARE BY GROUP - Workers Compensation Insurance

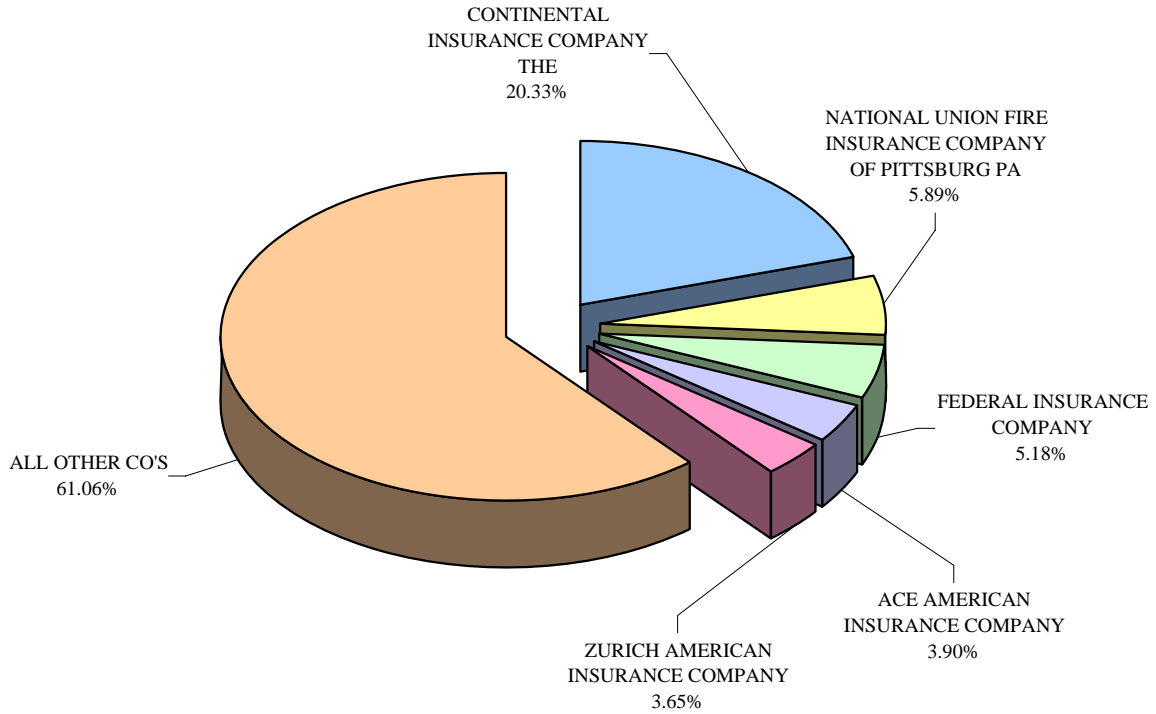
NAIC Code	Group Name	2008		2007-2008		2006-2007		2005-2006		2006-2008	
		Market Share	Cumulative Market Share	Written Premium	Change in Written Premium	Loss Ratio	Change in Written Premium	Loss Ratio	Change in Written Premium	Loss Ratio	Change in Written Premium
1 10191	MISSOURI EMPLOYERS MUTUAL INSURANCE COMPANY	14.48%	14.48%	129,016,868	-8.82%	49.30%	-1.66%	42.21%	2.52%	51.06%	47.48%
2 0111	LIBERTY MUT GRP	11.79%	26.27%	105,031,265	-6.16%	69.33%	4.31%	68.44%	-1.26%	48.57%	62.17%
3 0012	AMERICAN INTL GRP	11.62%	37.89%	103,534,285	-34.64%	69.99%	-3.72%	50.66%	14.41%	59.57%	59.37%
4 3548	Travelers Grp	8.80%	46.68%	78,400,642	-3.77%	64.82%	-9.27%	68.84%	-14.00%	62.05%	65.14%
5 0091	HARTFORD FIRE & CAS GRP	5.59%	52.28%	49,847,052	7.38%	57.37%	-12.79%	61.99%	-12.58%	55.56%	58.23%
6 0572	BCBS OF MI GRP	4.55%	56.83%	40,544,110	23.25%	45.02%	12.81%	42.74%	19.45%	38.79%	42.44%
7 0212	ZURICH INS GRP	4.21%	61.04%	37,549,320	-27.93%	81.65%	2.69%	82.43%	-7.62%	49.16%	69.17%
8 0626	Ace Ltd Grp	2.67%	63.71%	23,759,552	-19.53%	5.45%	-1.49%	21.65%	-2.60%	14.55%	14.25%
9 0244	CINCINNATI FIN GRP	2.09%	65.80%	18,609,980	-3.98%	90.62%	10.54%	45.58%	32.55%	95.18%	76.32%
10 0124	AMERISURE CO GRP	2.08%	67.88%	18,524,230	2.44%	27.06%	-16.71%	25.02%	-13.19%	50.91%	35.43%
11 0280	AUTO OWNERS GRP	1.86%	69.74%	16,582,822	-14.80%	75.28%	8.89%	67.90%	44.86%	75.14%	72.52%
12 0473	AMERICAN FAMILY INS GRP	1.73%	71.47%	15,449,541	-22.07%	124.42%	-15.81%	121.15%	-10.87%	67.46%	100.70%
13 0218	CNA INS GRP	1.71%	73.18%	15,193,865	-3.75%	82.68%	-6.25%	42.19%	7.65%	64.25%	61.70%
14 21172	VANLINER INSURANCE COMPANY	1.69%	74.87%	15,087,338	-12.26%	27.46%	-3.03%	79.92%	-8.71%	99.79%	69.80%
15 0140	NATIONWIDE CORP GRP	1.64%	76.51%	14,620,671	-5.16%	52.49%	2.09%	38.00%	8.92%	12.50%	34.76%
16 13126	MIDWEST BUILDERS' CASUALTY MUTUAL COMPANY	1.60%	78.11%	14,249,597	0.00%	55.49%	0.00%	0.00%	0.00%	0.00%	55.49%
17 0098	WR Berkley Corp GRP	1.56%	79.67%	13,861,853	18.80%	46.87%	11.60%	54.28%	-5.71%	40.64%	47.35%
18 0150	OLD REPUBLIC GRP	1.46%	81.13%	13,053,791	-15.83%	59.78%	-3.91%	50.74%	-1.35%	33.24%	47.36%
19 27626	FIRSTCOMP INSURANCE COMPANY	1.35%	82.48%	12,071,391	22.97%	36.20%	3.61%	23.13%	-10.74%	45.62%	37.02%
20 0038	CHUBB & SON INC GRP	1.18%	83.66%	10,480,060	-5.22%	45.08%	-0.44%	26.31%	1.87%	35.18%	35.42%
21 0181	SWISS RE GRP	1.17%	84.83%	10,433,764	670.80%	98.73%	-32.70%	70.65%	-30.21%	14.48%	82.46%
22 3493	SM Mariano Grp	1.07%	85.91%	9,570,463	2.67%	79.78%	17.84%	26.77%	9.26%	50.48%	53.36%
23 0007	FEDERATED MUT GRP	0.98%	86.88%	8,708,843	-20.35%	39.95%	-2.38%	61.57%	-4.99%	56.26%	53.25%
24 0169	SENTRY INS GRP	0.96%	87.85%	8,588,456	36.01%	57.23%	51.58%	48.07%	-36.57%	102.60%	65.15%
25 0096	Secura Ins Grp	0.89%	88.74%	7,964,508	-22.12%	58.18%	14.54%	52.85%	13.67%	43.14%	51.67%
26 14184	ACUITY A MUTUAL INSURANCE COMPANY	0.88%	89.62%	7,841,577	-31.38%	44.42%	-2.17%	50.82%	18.88%	75.00%	57.63%
27 0680	AMERISAFE GRP	0.86%	90.48%	7,636,785	8.19%	65.80%	2.11%	89.80%	-0.80%	86.14%	80.00%
28 0336	ZENITH NATL INS GRP	0.69%	91.16%	6,113,854	-16.48%	86.32%	-8.35%	36.95%	3.23%	29.23%	48.68%
29 0176	STATE FARM GRP	0.68%	91.84%	6,028,077	5.80%	64.21%	3.50%	48.50%	-3.09%	218.93%	109.09%
30 0796	QBE INS GRP	0.62%	92.46%	5,538,234	-18.89%	47.73%	-6.49%	26.10%	42.24%	39.67%	37.39%
31 2558	Amtrust Grp	0.61%	93.07%	5,421,903	0.00%	-3.28%	10.08%	43.53%	259.46%	37.11%	24.92%
32 0062	EMC INS CO GRP	0.48%	93.55%	4,260,423	-8.15%	76.99%	25.26%	73.07%	-30.37%	37.46%	62.23%
33 0518	GRINNELL MUT GRP	0.46%	94.01%	4,106,906	-14.76%	68.47%	-0.66%	46.42%	14.26%	45.79%	53.10%
34 1279	Arch Ins Grp	0.44%	94.45%	3,892,087	-1278.09%	63.98%	-45.34%	-18.14%	-114.31%	83.78%	74.19%
35 0457	ARGONAUT GRP	0.36%	94.81%	3,241,278	3.28%	58.37%	10.87%	34.53%	-33.27%	48.95%	47.48%
Subtotals - Largest 35 Groups		94.81%		844,815,391	-8.33%	60.46%	1.50%	55.07%	-0.13%	54.66%	56.67%
Subtotals - All Other Groups		5.19%		46,243,464	-20.24%	58.67%	-4.93%	46.57%	2.39%	58.26%	54.10%
Totals - All Groups		100.00%		891,058,855	-9.04%	60.37%	1.12%	54.55%	0.01%	54.85%	56.52%

**OTHER LIABILITY INSURANCE
MISSOURI/COUNTRYWIDE
LOSS RATIOS 1989-2008**

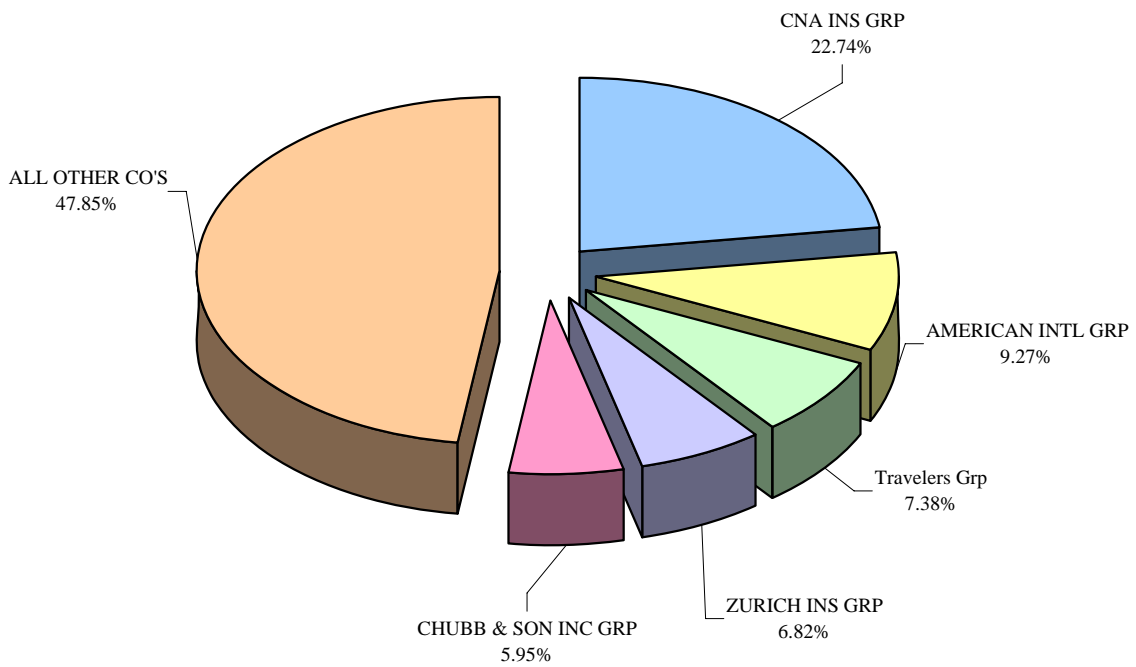


Total Other Liability Insurance

2008 MISSOURI MARKET SHARE BY COMPANY



2008 MISSOURI MARKET SHARE BY GROUP



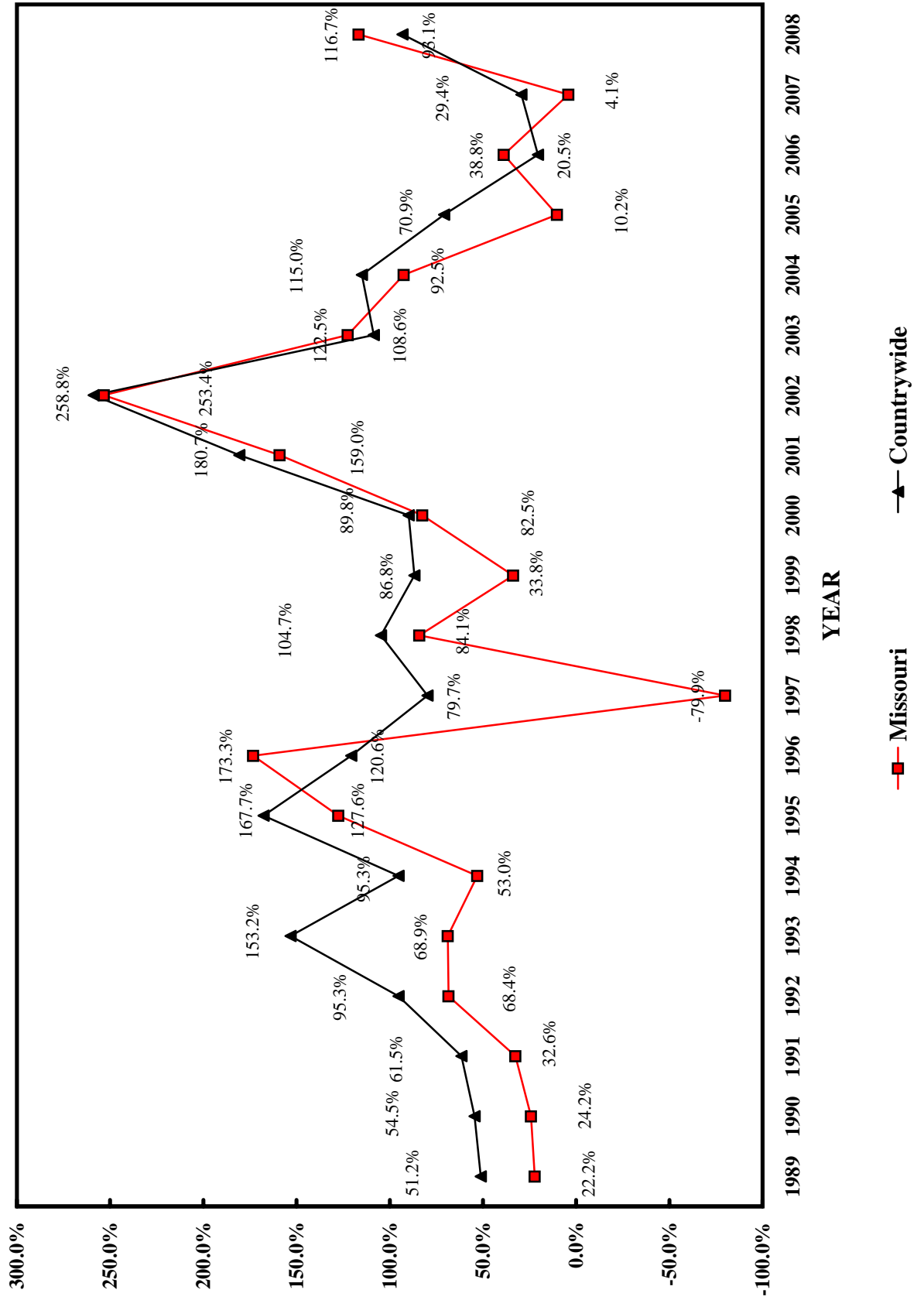
2008 MISSOURI MARKET SHARE BY COMPANY - Other Liability Insurance

NAIC Code	Company Name	State of Domicile	2008		2007-2008		2006-2007		2005-2006		2006-2008	
			Market Share	Cumulative Market Share	Change in Written Premium	Loss Ratio	Change in Written Premium	Loss Ratio	Change in Written Premium	Loss Ratio	Change in Written Premium	Loss Ratio
1 35289	CONTINENTAL INSURANCE COMPANY THE	PA	20.33%	20.33%	151,313,063	6.32%	94.35%	-16.37%	72.23%	24.37%	148.44%	107.24%
2 19445	NATIONAL UNION FIRE INSURANCE COMPANY OF PITTSBURG P.	PA	5.89%	26.22%	43,834,567	26.58%	82.53%	-26.84%	41.75%	10.62%	15.06%	44.96%
3 20281	FEDERAL INSURANCE COMPANY	IN	5.18%	31.39%	38,534,018	-6.74%	14.88%	10.32%	43.04%	-11.20%	47.83%	35.29%
4 22667	ACE AMERICAN INSURANCE COMPANY	PA	3.90%	35.29%	29,033,633	-5.55%	91.27%	1.62%	35.38%	38.54%	74.70%	67.64%
5 16535	ZURICH AMERICAN INSURANCE COMPANY	NY	3.65%	38.94%	27,155,030	-13.86%	83.20%	24.99%	48.16%	14.25%	83.73%	70.80%
6 11255	CATERPILLAR INSURANCE COMPANY	MO	3.41%	42.35%	25,347,701	132.19%	76.33%	195.27%	81.03%	-7.98%	74.52%	77.12%
7 20443	CONTINENTAL CASUALTY COMPANY	IL	2.19%	44.54%	16,325,369	-0.34%	86.25%	-6.13%	-2.80%	24.16%	82.51%	54.14%
8 24767	ST PAUL FIRE & MARINE INSURANCE COMPANY	MN	1.95%	46.49%	14,511,591	-8.76%	36.03%	1.64%	39.73%	6.99%	21.36%	32.86%
9 25143	STATE FARM FIRE AND CASUALTY COMPANY	IL	1.91%	48.40%	14,218,524	7.81%	69.99%	18.52%	45.48%	4.71%	85.20%	66.57%
10 26247	AMERICAN GUARANTEE & LIABILITY INSURANCE COMPANY	NY	1.89%	50.28%	14,037,016	-4.79%	36.45%	-9.75%	-1.55%	6.31%	79.88%	38.31%
11 29513	BAR PLAN MUTUAL INSURANCE COMPANY THE	MO	1.75%	52.03%	13,024,263	-14.63%	15.87%	2.54%	14.98%	13.62%	52.92%	27.77%
12 10677	CINCINNATI INSURANCE COMPANY THE	OH	1.56%	53.60%	11,638,423	-18.64%	72.08%	11.55%	-7.41%	16.19%	45.50%	35.59%
13 29459	TWIN CITY FIRE INSURANCE COMPANY	IN	1.45%	55.05%	10,789,470	2.36%	7.11%	-2.56%	-9.17%	-27.17%	73.00%	26.38%
14 19275	AMERICAN FAMILY MUTUAL INSURANCE COMPANY	WI	1.43%	56.47%	10,628,224	3.05%	224.43%	19.87%	52.26%	3.61%	80.98%	124.75%
15 19410	COMMERCE AND INDUSTRY INSURANCE CO	NY	1.34%	57.82%	10,000,005	7.70%	38.14%	82.26%	28.90%	104.10%	68.11%	41.16%
16 24147	OLD REPUBLIC INSURANCE COMPANY	PA	1.26%	59.08%	9,370,869	0.50%	105.93%	603.88%	74.60%	-39.09%	31.06%	85.69%
17 24791	ST PAUL MERCURY INSURANCE COMPANY	MN	1.23%	60.31%	9,152,988	11.28%	38.00%	4.47%	44.61%	-14.00%	30.27%	37.38%
18 18058	PHILADELPHIA INDEMNITY INSURANCE COMPANY	PA	1.21%	61.51%	8,991,843	19.75%	47.14%	12.63%	33.17%	82.50%	90.44%	53.43%
19 25658	TRAVELERS INDEMNITY COMPANY	CT	1.16%	62.67%	8,625,094	5.02%	33.51%	52.84%	96.38%	-13.59%	206.08%	99.44%
20 13021	UNITED FIRE AND CASUALTY COMPANY	IA	1.03%	63.70%	7,653,077	3.71%	6.49%	2.63%	-10.50%	8.96%	32.82%	9.40%
21 37885	XL SPECIALTY INSURANCE COMPANY	DE	1.02%	64.73%	7,628,433	-7.74%	21.03%	12.56%	24.51%	-35.84%	-0.12%	15.00%
22 31194	TRAVELERS CASUALTY AND SURETY COMPANY OF AMERICA	CT	0.96%	65.69%	7,175,741	-0.30%	51.62%	1.90%	33.44%	5.10%	15.20%	33.50%
23 19380	AMERICAN HOME ASSURANCE COMPANY	NY	0.91%	66.60%	6,757,519	-36.71%	53.40%	-55.80%	77.51%	95.49%	36.66%	52.66%
24 25674	TRAVELERS PROPERTY CASUALTY COMPANY OF AMERICA	CT	0.88%	67.48%	6,585,131	5.84%	-64.01%	-39.84%	74.59%	-3.30%	95.31%	48.10%
25 23388	SHELTER MUTUAL INSURANCE COMPANY	MO	0.87%	68.36%	6,512,378	4.73%	32.27%	6.54%	34.20%	7.56%	8.54%	25.44%
26 11150	ARCH INSURANCE COMPANY	MO	0.85%	69.21%	6,357,614	-2.82%	23.69%	68.14%	43.78%	-39.97%	43.75%	36.50%
27 16691	GREAT AMERICAN INSURANCE COMPANY	OH	0.77%	69.98%	5,760,358	-5.62%	87.76%	3.75%	32.04%	4.02%	14.95%	44.41%
28 29424	HARTFORD CASUALTY INSURANCE CO	IN	0.67%	70.65%	4,993,146	4.78%	87.55%	13.76%	63.35%	18.93%	-53.56%	38.04%
29 23035	LIBERTY MUTUAL FIRE INSURANCE COMPANY	WI	0.65%	71.31%	4,871,241	4.61%	62.25%	42.87%	63.65%	5.95%	-10.18%	46.94%
30 35181	EXECUTIVE RISK INDEMNITY INC	DE	0.65%	71.96%	4,866,667	7.37%	143.27%	-31.67%	57.02%	-47.90%	86.42%	93.13%
31 41181	UNIVERSAL UNDERWRITERS INS CO	KS	0.62%	72.58%	4,584,182	-19.20%	44.73%	6.43%	31.76%	-1.30%	47.13%	40.83%
32 42404	LIBERTY INSURANCE CORPORATION	IL	0.59%	73.17%	4,398,281	316.33%	91.62%	-16.97%	3.55%	41.07%	35.98%	66.78%
33 37273	AXIS INSURANCE COMPANY	IL	0.58%	73.75%	4,327,392	149.01%	47.53%	0.00%	47.90%	0.00%	0.00%	47.57%
34 23396	AMERISURE MUTUAL INSURANCE COMPANY	MI	0.51%	74.27%	3,832,726	-9.47%	12.84%	4.45%	31.78%	-5.84%	118.68%	55.35%
35 13935	FEDERATED MUTUAL INSURANCE COMPANY	MN	0.50%	74.76%	3,686,061	-10.01%	47.03%	-20.89%	-26.17%	-16.99%	14.61%	10.23%
Subtotals - Largest 35 Companies			74.76%		556,521,638	4.22%	69.32%	2.96%	45.73%	-9.61%	83.22%	66.26%
Subtotals - All Other Companies			25.24%		187,878,796	-2.92%	30.76%	8.74%	53.25%	-0.40%	32.64%	38.98%
Totals - All Companies			100.00%		744,400,434	2.32%	59.14%	4.49%	47.85%	-7.06%	68.95%	58.72%

2008 MISSOURI MARKET SHARE BY GROUP - Other Liability Insurance

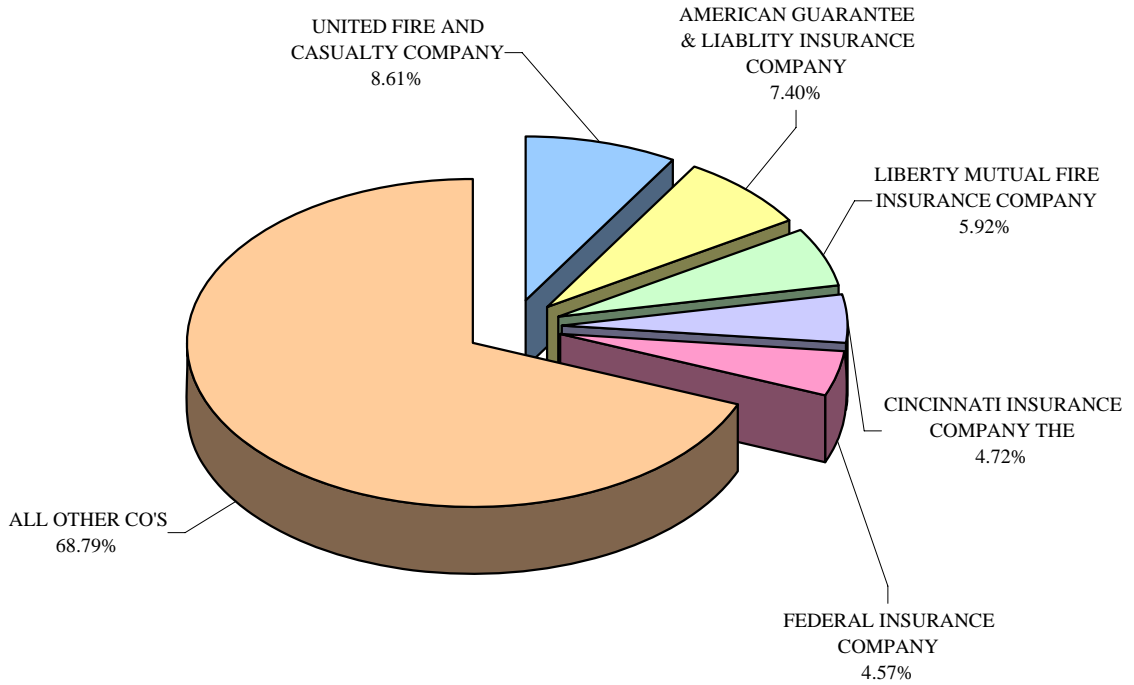
NAIC Code	Group Name	2008		2007-2008		2006-2007		2005-2006		2006		2006-2008	
		Market Share	Cumulative Market Share	Written Premium	Change in Written Premium	Loss Ratio	Change in Written Premium	Loss Ratio	Change in Written Premium	Loss Ratio	Loss Ratio	Loss Ratio	Loss Ratio
1 0218	CNA INS GRP	22.74%	22.74%	169,261,375	5.33%	93.31%	-15.38%	64.97%	20.54%	143.02%	102.57%		
2 0012	AMERICAN INTL GRP	9.27%	32.00%	68,973,442	11.55%	61.38%	-28.42%	47.00%	32.91%	32.14%	46.11%		
3 3548	Travelers Grp	7.38%	39.38%	54,938,736	-2.13%	20.10%	-3.17%	44.79%	0.54%	55.57%	40.62%		
4 0212	ZURICH INS GRP	6.82%	46.20%	50,769,114	-10.63%	54.81%	7.86%	53.00%	3.78%	73.83%	60.30%		
5 0038	CHUBB & SON INC GRP	5.95%	52.15%	44,290,953	-5.79%	34.26%	3.81%	46.21%	-19.87%	54.37%	45.24%		
6 0626	Ace Ltd Grp	4.50%	56.65%	33,499,890	0.28%	68.56%	-2.56%	36.43%	36.00%	67.39%	57.51%		
7 0111	LIBERTY MUT GRP	3.86%	60.52%	28,754,832	6.25%	35.31%	2.01%	27.29%	2.34%	62.99%	41.34%		
8 3569	Caterpillar Grp	3.41%	63.92%	25,347,701	132.19%	76.33%	195.27%	81.03%	-7.98%	74.52%	71.12%		
9 0091	HARTFORD FIRE & CAS GRP	2.50%	66.42%	18,597,470	-5.02%	35.49%	5.05%	20.14%	-15.22%	-123.14%	-24.79%		
10 0176	STATE FARM GRP	1.93%	68.35%	14,351,624	7.68%	69.30%	18.18%	44.92%	4.38%	83.86%	65.74%		
11 1285	XL AMER GRP	1.79%	70.13%	13,296,285	5.99%	36.44%	-19.37%	13.07%	-14.45%	37.23%	29.02%		
12 1228	BAR PLAN GRP	1.75%	71.88%	13,024,263	-14.63%	15.87%	2.54%	14.98%	13.62%	52.92%	27.77%		
13 0244	CINCINNATI FIN GRP	1.56%	73.45%	11,638,423	-18.64%	72.08%	11.55%	-7.41%	16.19%	45.50%	35.59%		
14 0140	NATIONWIDE CORP GRP	1.47%	74.92%	10,937,675	-4.82%	42.55%	10.11%	43.12%	5.98%	47.17%	44.14%		
15 0150	OLD REPUBLIC GRP	1.47%	76.38%	10,922,685	0.47%	95.37%	245.93%	62.66%	-23.22%	11.84%	70.08%		
16 0084	American Financial Grp	1.43%	77.81%	10,634,914	-15.72%	66.66%	2.86%	55.93%	-0.27%	29.79%	50.46%		
17 0473	AMERICAN FAMILY INS GRP	1.43%	79.24%	10,628,224	3.05%	224.43%	19.87%	52.26%	3.61%	80.98%	124.75%		
18 0248	UNITED FIRE & CAS GRP	1.29%	80.54%	9,638,829	0.74%	8.50%	5.00%	-6.58%	5.80%	37.64%	12.94%		
19 0677	Philadelphia Consolidated Holding Grp	1.21%	81.74%	8,991,843	19.75%	47.14%	12.63%	33.17%	82.50%	90.44%	53.43%		
20 0761	ALLIANZ INS GRP	0.94%	82.69%	7,028,044	6.46%	-38.03%	-4.35%	-1.63%	-2.14%	75.57%	11.88%		
21 0123	SHELTER INS GRP	0.87%	83.56%	6,512,378	4.73%	32.27%	6.54%	33.73%	7.56%	9.03%	25.44%		
22 1279	Arch Ins Grp	0.85%	84.42%	6,357,614	-2.82%	23.69%	68.14%	43.78%	-39.97%	43.75%	36.50%		
23 0031	BERKSHIRE HATHAWAY GRP	0.76%	85.17%	5,628,381	11.71%	75.41%	-6.79%	13.07%	-17.35%	29.44%	38.83%		
24 0007	FEDERATED MUT GRP	0.75%	85.92%	5,599,075	-13.84%	79.54%	-9.47%	-10.84%	-11.47%	67.10%	44.84%		
25 3416	AXIS Capital Grp	0.67%	86.59%	4,953,813	48.48%	-36.44%	-29.62%	50.41%	39.79%	172.19%	67.47%		
26 0124	AMERISURE CO GRP	0.59%	87.18%	4,384,719	-7.38%	12.09%	7.74%	29.91%	-4.71%	111.04%	50.95%		
27 0501	Alleghany Grp	0.57%	87.75%	4,214,540	-19.53%	42.40%	-15.40%	60.70%	30.79%	146.16%	82.35%		
28 0062	EMC INS CO GRP	0.56%	88.30%	4,145,670	1.87%	45.29%	0.57%	41.86%	-5.86%	30.00%	39.00%		
29 0181	SWISS RE GRP	0.54%	88.84%	4,017,640	18818.11%	28.70%	-57.03%	1932.79%	-79.43%	-4338.94%	-123.47%		
30 0098	WR Berkley Corp GRP	0.50%	89.34%	3,709,147	-12.13%	26.40%	-4.95%	-35.50%	6.69%	46.17%	12.73%		
31 3239	Allied World Assur Holding Grp	0.49%	89.83%	3,670,396	47.54%	72.00%	116.65%	61.69%	0.00%	50.00%	67.15%		
32 1129	WHITE MOUNTAINS GRP	0.47%	90.31%	3,533,791	69.21%	36.74%	99.89%	69.81%	23.89%	-370.44%	-22.87%		
33 0280	AUTO OWNERS GRP	0.46%	90.77%	3,448,060	-8.84%	-31.08%	8.08%	64.92%	19.35%	52.85%	28.65%		
34 0984	HCC INS HOLDINGS GRP	0.40%	91.18%	3,011,438	-25.65%	-11.26%	-18.35%	185.86%	19.26%	12.57%	62.00%		
35 0158	FAIRFAX FIN GRP	0.37%	91.54%	2,739,632	-11.43%	-2.73%	-4.95%	12.57%	1.41%	72.67%	28.81%		
Subtotals - Largest 35 Groups		91.54%		681,452,616	3.36%	59.71%	4.22%	45.50%	-8.21%	73.22%	59.57%		
Subtotals - All Other Groups		8.46%		62,947,818	-7.78%	53.84%	7.13%	67.81%	3.74%	32.81%	51.30%		
Totals - All Groups		100.00%		744,400,434	2.32%	59.14%	4.49%	47.85%	-7.06%	68.95%	58.72%		

**PRODUCT LIABILITY INSURANCE
MISSOURI/COUNTRYWIDE
LOSS RATIOS 1989-2008**

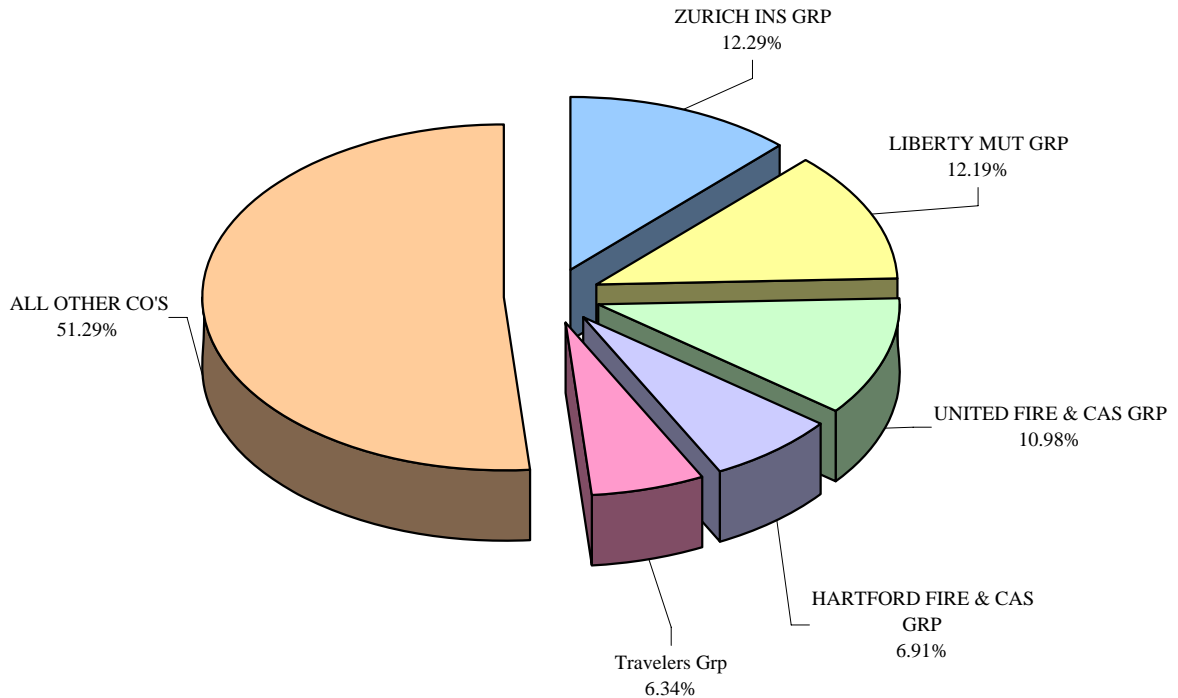


Total Product Liability Insurance

2008 MISSOURI MARKET SHARE BY COMPANY



2008 MISSOURI MARKET SHARE BY GROUP



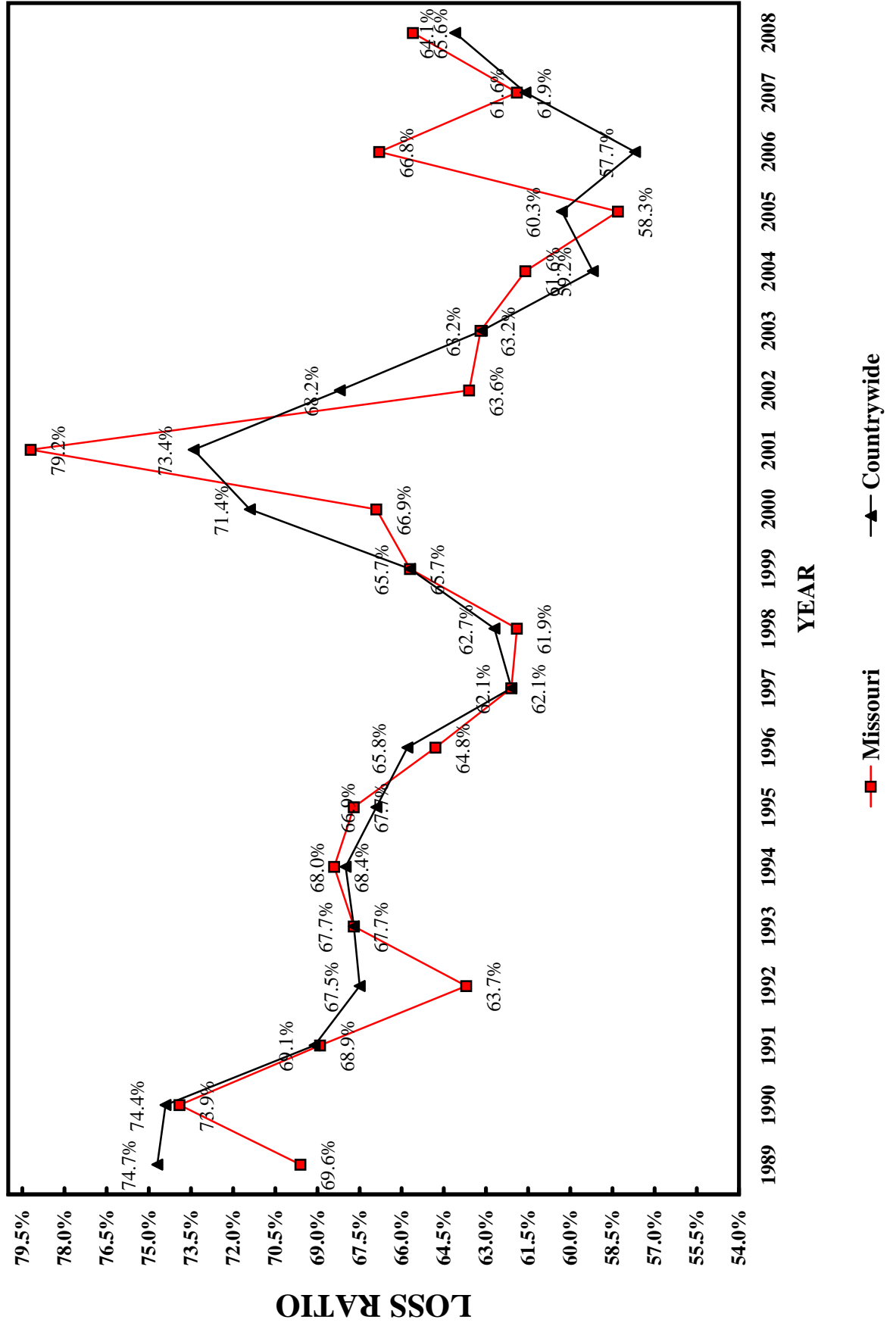
2008 MISSOURI MARKET SHARE BY COMPANY - Products Liability Insurance

NAIC Code	Company Name	State of Domicile	2008 Market Share	2008 Cumulative Market Share	2007-2008		2006-2007		2005-2006		2006-2008	
					Change in Written Premium	Loss Ratio	Change in Written Premium	Loss Ratio	Change in Written Premium	Loss Ratio	Change in Written Premium	Loss Ratio
1 13021	UNITED FIRE AND CASUALTY COMPANY	IA	8.61%	8.61%	-3.46%	48.94%	14.15%	83.65%	19.83%	83.65%	-6.17%	43.72%
2 26247	AMERICAN GUARANTEE & LIABILITY INSURANCE COMPANY	NY	7.40%	16.00%	0.75%	359.11%	-17.96%	-1.71%	-10.19%	-1.71%	71.63%	123.50%
3 23035	LIBERTY MUTUAL FIRE INSURANCE COMPANY	WI	5.92%	21.92%	10.75%	12.34%	-36.82%	5.76%	90.85%	5.76%	15.90%	11.73%
4 10677	CINCINNATI INSURANCE COMPANY THE	OH	4.72%	26.64%	-3.27%	49.44%	1.80%	-21.34%	-14.58%	-21.34%	2.80%	9.16%
5 20281	FEDERAL INSURANCE COMPANY	IN	4.57%	31.21%	5.15%	-2.30%	-16.82%	26.92%	-9.18%	26.92%	-30.08%	-2.49%
6 19682	HARTFORD FIRE INSURANCE COMPANY	CT	3.50%	34.71%	46.11%	-79.15%	-63.41%	36.72%	6.16%	36.72%	20.74%	-2.59%
7 13935	FEDERATED MUTUAL INSURANCE COMPANY	MN	3.02%	37.73%	-7.04%	3.24%	-22.89%	-0.99%	-19.09%	-0.99%	-51.61%	-20.38%
8 29459	TWIN CITY FIRE INSURANCE COMPANY	IN	3.00%	40.73%	47.46%	25.85%	-28.26%	13.11%	-84016.77%	-385.77%	-39.27%	-39.27%
9 41181	UNIVERSAL UNDERWRITERS INS CO	KS	2.93%	43.67%	3.84%	68.85%	-14.05%	29.22%	-16.65%	29.22%	33.47%	43.82%
10 22543	SECURA INSURANCE A MUTUAL COMPANY	WI	2.87%	46.54%	-24.36%	8.71%	10.83%	30.62%	19.77%	30.62%	-8.83%	11.50%
11 23043	LIBERTY MUTUAL INSURANCE COMPANY	MA	2.84%	49.38%	38.27%	-106.10%	-59.37%	13.94%	336.72%	13.94%	171.57%	47.83%
12 25674	TRAVELERS PROPERTY CASUALTY COMPANY OF AMERICA	CT	2.72%	52.10%	37.14%	144.49%	207.66%	-140.79%	-88.59%	-140.79%	1.88%	-48.25%
13 24147	OLD REPUBLIC INSURANCE COMPANY	PA	2.48%	54.58%	-11.60%	-112.36%	-88.64%	41.36%	-0.43%	41.36%	75.65%	54.76%
14 14117	GRINNELL MUTUAL REINSURANCE COMPANY	IA	2.46%	57.04%	-1.86%	44.66%	6.61%	23.97%	39.08%	23.97%	49.46%	38.92%
15 10324	ADDISON INSURANCE COMPANY	IL	2.37%	59.40%	-29.78%	80.81%	21.58%	39.06%	12.87%	39.06%	14.32%	44.50%
16 21261	ELECTRIC INSURANCE COMPANY	MA	2.26%	61.67%	-31.82%	314.74%	-24.09%	79.97%	-13.05%	79.97%	52.38%	115.78%
17 25127	STATE AUTO PROPERTY & CASUALTY INSURANCE COMPANY	IA	1.62%	63.29%	-15.37%	-31.63%	-18.98%	-13.84%	5.16%	-13.84%	-2.98%	-14.73%
18 14974	PENNSYLVANIA LUMBERMENS MUTUAL INSURANCE COMPANY	PA	1.55%	64.84%	28.61%	1.08%	54.11%	72.59%	18.72%	72.59%	11.54%	29.09%
19 28223	NATIONWIDE AGRIBUSINESS INSURANCE COMPANY	IA	1.35%	66.18%	3.30%	5.23%	28.53%	13.35%	333.24%	13.35%	7.14%	8.52%
20 23418	MID-CONTINENT CASUALTY COMPANY	OH	1.26%	67.44%	-26.51%	-223.07%	-46.46%	-98.47%	-17.24%	-98.47%	108.48%	-27.09%
21 16535	ZURICH AMERICAN INSURANCE COMPANY	NY	1.22%	68.66%	-29.69%	-624.44%	-85.67%	-87.40%	-2.96%	-87.40%	152.17%	47.71%
22 21415	EMPLOYERS MUTUAL CASUALTY COMPANY	IA	1.18%	69.85%	-14.86%	43.01%	8.67%	19.29%	-6.33%	19.29%	2.79%	20.38%
23 11150	ARCH INSURANCE COMPANY	MO	1.13%	70.98%	16.82%	49.64%	233.37%	46.35%	266.91%	46.35%	43.49%	47.98%
24 22241	MEDMARC CASUALTY INSURANCE COMPANY	VT	1.11%	72.09%	6.03%	38.48%	1.49%	58.35%	4.70%	58.35%	27.37%	41.22%
25 24767	ST PAUL FIRE & MARINE INSURANCE COMPANY	MN	1.07%	73.16%	-17.26%	1143.19%	11.91%	354.68%	-70.09%	354.68%	-247.08%	344.07%
26 25658	TRAVELERS INDEMNITY COMPANY	CT	1.00%	74.16%	23.05%	94.11%	341.19%	-194.17%	171.85%	-194.17%	-11755.16%	-1131.34%
27 24988	SENTRY INSURANCE A MUTUAL COMPANY	WI	0.98%	75.13%	27.22%	-64.35%	-31.08%	121.91%	-14.88%	121.91%	74.71%	40.31%
28 19259	SELECTIVE INSURANCE COMPANY OF SOUTH CAROLINA	IN	0.97%	76.10%	11.04%	75.40%	215.34%	23.27%	95.58%	23.27%	58.87%	56.77%
29 28304	FEDERATED SERVICE INSURANCE COMPANY	MN	0.96%	77.06%	-30.01%	-45.49%	2.23%	51.24%	-0.87%	51.24%	-15.80%	-1.96%
30 21180	SENTRY SELECT INSURANCE COMPANY	WI	0.86%	77.92%	10.74%	102.16%	-12.63%	154.38%	4.93%	154.38%	23.68%	90.43%
31 33600	LM INSURANCE CORPORATION	IA	0.83%	78.75%	-3.29%	18.85%	222.66%	20.16%	208.33%	20.16%	53.48%	23.90%
32 21881	NATIONAL SURETY CORPORATION	IL	0.83%	79.58%	15.18%	53.06%	-44.85%	-74.06%	-32.99%	-74.06%	-233.61%	-116.59%
33 20478	NATIONAL FIRE INSURANCE COMPANY OF HARTFORD	IL	0.81%	80.39%	-0.08%	19.52%	1495.49%	-58.89%	123.48%	-58.89%	11.87%	-28.52%
34 35300	ALLIANZ GLOBAL RISKS US INSURANCE COMPANY	CA	0.80%	81.20%	23.00%	-331.72%	104.13%	-43.90%	9.76%	-43.90%	-799.73%	-311.61%
35 14184	ACUITY A MUTUAL INSURANCE COMPANY	WI	0.76%	81.96%	-1.61%	27.43%	-2.15%	116.80%	47.91%	116.80%	-2.14%	49.52%
Subtotals - Largest 35 Companies			81.96%	23,551,665	-0.24%	57.00%	52.36%	16.36%	-1.25%	16.36%	25.05%	31.44%
Subtotals - All Other Companies			18.04%	5,185,399	-25.93%	350.90%	17.05%	-121.77%	23.58%	-121.77%	89.66%	92.75%
Totals - All Companies			100.00%	28,737,064	-6.12%	116.65%	44.28%	-13.47%	3.36%	-13.47%	38.44%	44.24%

2008 MISSOURI MARKET SHARE BY GROUP - Products Liability Insurance

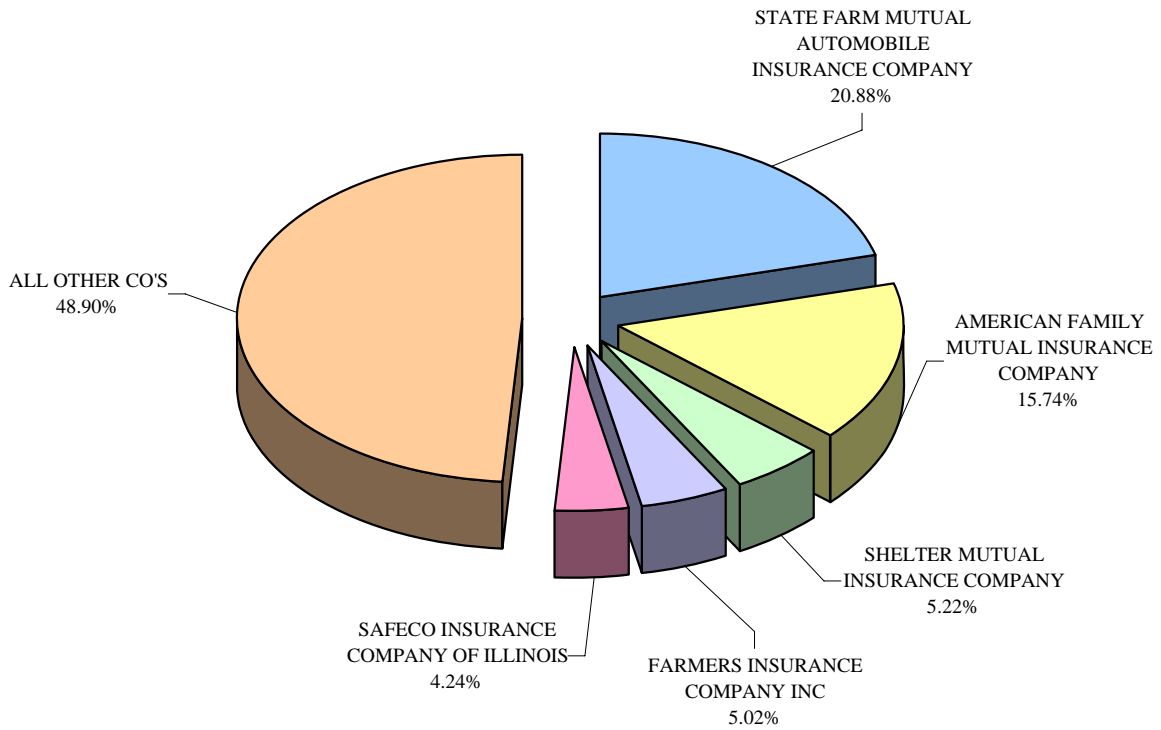
NAIC Code	Group Name	2008		2007-2008		2006-2007		2005-2006		2006-2008	
		Market Share	Cumulative Market Share	Written Premium	Change in Written Premium	Loss Ratio	Change in Loss Ratio	Written Premium	Change in Written Premium	Loss Ratio	Change in Loss Ratio
1 0212	ZURICH INS GRP	12.29%	12.29%	3,530,948	-2.49%	206.52%	-50.56%	-4.94%	-19.12%	101.52%	82.65%
2 0111	LIBERTY MUT GRP	12.19%	24.48%	3,503,137	11.12%	99.77%	-34.11%	28.65%	55.49%	133.66%	100.84%
3 0248	UNITED FIRE & CAS GRP	10.98%	35.45%	3,153,900	-10.69%	56.61%	16.10%	16.70%	71.88%	-0.71%	44.11%
4 0091	HARTFORD FIRE & CAS GRP	6.91%	42.36%	1,986,406	46.45%	-49.41%	-51.30%	49.52%	-48.92%	-68.42%	-56.78%
5 3548	Travelers Grp	6.34%	48.71%	1,823,362	40.43%	406.58%	81.24%	-78.18%	99.49%	408.56%	153.40%
6 0038	CHUBB & SON INC GRP	5.05%	53.76%	1,450,870	-19.71%	39.56%	-4.99%	-9.57%	61.53%	19.42%	39.32%
7 0244	CINCINNATI FIN GRP	4.72%	58.47%	1,355,142	-3.27%	49.44%	1.80%	-14.58%	-21.34%	2.80%	9.16%
8 0007	FEDERATED MUT GRP	3.99%	62.46%	1,145,473	-13.86%	-10.60%	-16.81%	-15.33%	12.84%	-43.79%	-15.74%
9 0140	NATIONWIDE CORP GRP	3.02%	65.48%	866,694	-10.47%	20.08%	28.12%	-2.40%	5.87%	10.59%	12.18%
10 0096	Secura Ins Grp	2.87%	68.35%	825,230	-24.36%	8.71%	10.83%	19.77%	30.62%	-8.83%	11.50%
11 0761	ALLIANZ INS GRP	2.61%	70.95%	748,636	-3.70%	1642.06%	-24.27%	-3.15%	-1310.09%	-178.37%	-78.25%
12 0150	OLD REPUBLIC GRP	2.53%	73.49%	727,904	-11.49%	-123.32%	-88.44%	-0.41%	100.03%	75.55%	58.50%
13 0518	GRINELL MUT GRP	2.46%	75.95%	706,782	-1.86%	44.66%	6.61%	39.08%	23.97%	49.46%	38.92%
14 0057	ELECTRIC INS GRP	2.26%	78.21%	649,746	-31.82%	314.74%	-24.09%	-13.05%	79.97%	52.38%	115.78%
15 0169	SENTRY INS GRP	1.83%	80.04%	526,508	18.96%	10.49%	-22.92%	-7.12%	139.54%	53.23%	63.65%
16 0175	STATE AUTO MUT GRP	1.76%	81.80%	506,380	-10.51%	-26.69%	-17.79%	3.63%	-13.57%	-4.10%	-13.90%
17 0218	CNA INS GRP	1.60%	83.40%	460,470	28.29%	-369.76%	149.16%	-56.91%	-724.40%	353.94%	-191.74%
18 14974	PENNSYLVANIA LUMBERMENS MUTUAL INSURANCE CO	1.55%	84.95%	444,306	28.61%	1.08%	54.11%	18.72%	72.59%	11.54%	29.09%
19 0062	EMC INS CO GRP	1.54%	86.49%	443,787	-9.87%	44.16%	33.94%	-0.33%	22.67%	2.79%	23.60%
20 0084	American Financial Grp	1.28%	87.77%	368,223	-24.78%	-224.81%	-47.38%	-16.32%	-96.46%	109.31%	-26.60%
21 0242	SELECTIVE INS GRP	1.19%	88.97%	342,664	16.99%	68.59%	169.35%	129.98%	21.74%	49.23%	51.56%
22 1279	Arch Ins Grp	1.13%	90.10%	325,871	16.82%	49.64%	233.37%	266.91%	46.35%	43.49%	47.98%
23 1113	MEDMARK INS GRP	1.11%	91.21%	317,921	6.03%	38.48%	1.49%	4.70%	58.35%	27.37%	41.22%
24 0124	AMERISURE CO GRP	0.99%	92.20%	284,101	0.70%	18.00%	70.02%	31.39%	18.30%	-9.66%	11.37%
25 14184	ACUITY A MUTUAL INSURANCE COMPANY	0.76%	92.96%	218,485	-1.61%	27.43%	-2.15%	47.91%	116.80%	-2.14%	49.52%
26 0626	Ace Ltd Grp	0.75%	93.71%	216,506	-79.10%	-1015.52%	-63.48%	36.77%	41.11%	71.73%	8.41%
27 0031	BERKSHIRE HATHAWAY GRP	0.68%	94.39%	194,844	-40.21%	-61.98%	-19.73%	-30.90%	-18.86%	-30.11%	-33.82%
28 0246	INDIANA LUMBERMENS GRP	0.64%	95.03%	184,164	-43.86%	33.64%	-16.60%	-9.54%	0.59%	-28.09%	-3.40%
29 1120	EVEREST REINS HOLDINGS GRP	0.62%	95.65%	178,513	0.00%	0.00%	0.00%	0.00%	0.00%	0.00%	0.00%
30 0807	COLUMBIA INS GRP	0.55%	96.20%	157,700	-32.93%	0.46%	16.89%	-0.42%	0.00%	0.00%	0.14%
31 1285	XL AMER GRP	0.49%	96.69%	141,715	15.68%	982.20%	-132.91%	-191.34%	369.04%	-58.94%	-29184.41%
32 3098	Tokio Marine Holdings Inc GRP	0.40%	97.10%	115,881	-32.91%	-83.90%	527.64%	-82.43%	24.22%	-161.53%	-69.08%
33 0012	AMERICAN INTL GRP	0.40%	97.49%	114,648	-86.98%	91.96%	74.16%	-15.65%	-45.55%	118.02%	60.01%
34 0125	PENN MILLER GRP	0.39%	97.88%	111,771	51.23%	0.00%	837.21%	0.00%	0.00%	0.00%	0.00%
35 0158	FAIRFAX FIN GRP	0.29%	98.17%	82,438	54.21%	-131.16%	-86.96%	54.23%	3.81%	216.29%	85.95%
Subtotals - Largest 35 Groups		98.17%		28,211,126	-6.36%	102.88%	44.59%	3.70%	-18.17%	39.52%	39.28%
Subtotals - All Other Groups		1.83%		525,938	9.15%	931.47%	25.26%	-21.46%	301.55%	-41.45%	378.28%
Totals - All Groups		100.00%		28,737,064	-6.12%	116.65%	44.28%	3.36%	-13.47%	38.44%	44.24%

TOTAL PRIVATE PASSENGER AUTOMOBILE INSURANCE MISSOURI/COUNTRYWIDE LOSS RATIOS 1989-2008

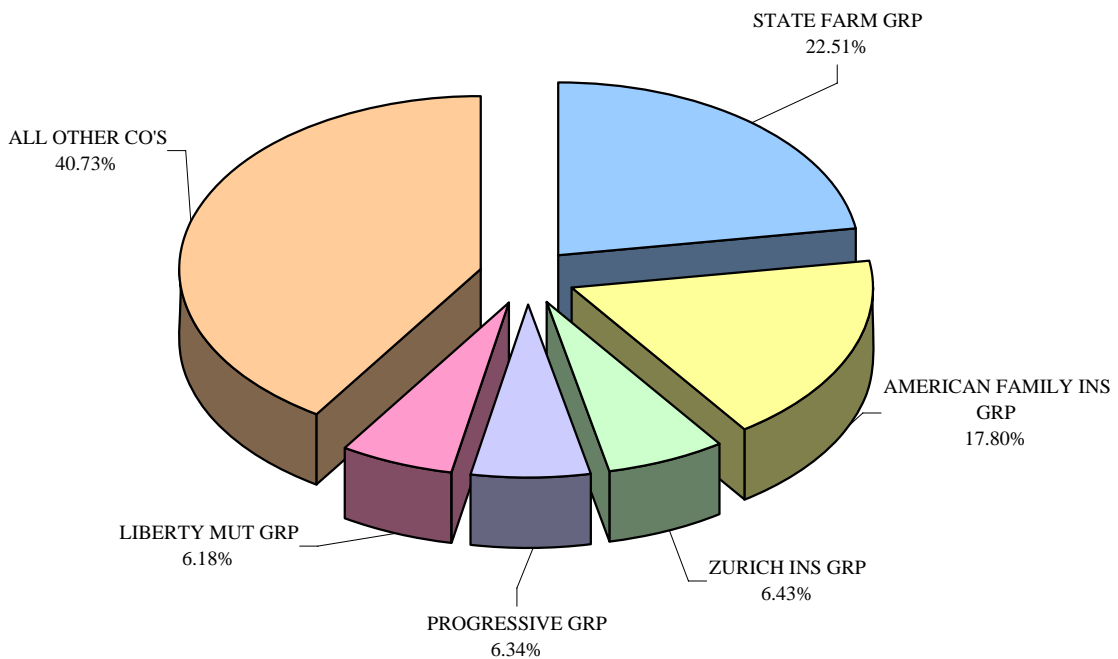


Total Private Passenger Automobile Insurance

2008 MISSOURI MARKET SHARE BY COMPANY



2008 MISSOURI MARKET SHARE BY GROUP



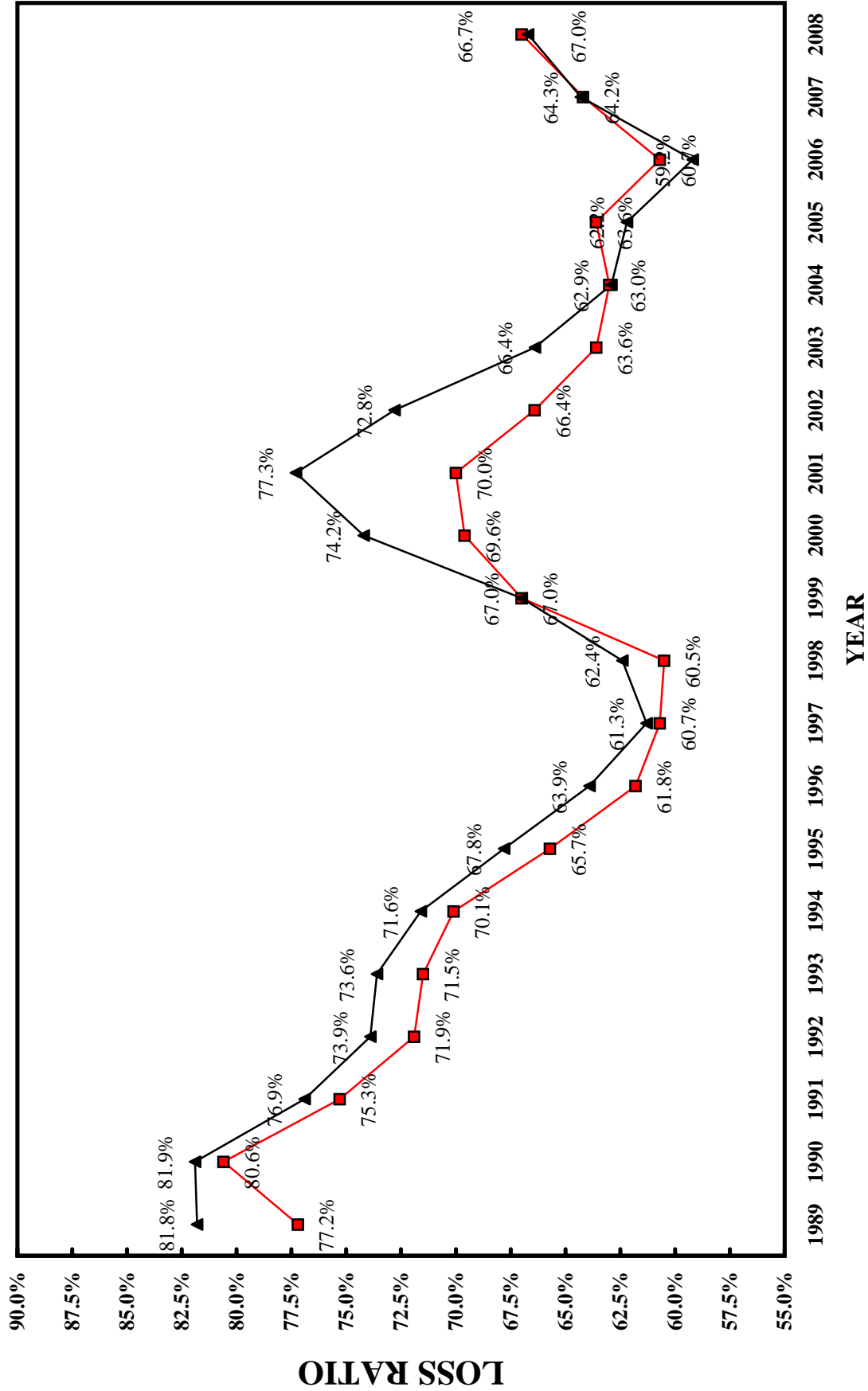
2008 MISSOURI MARKET SHARE BY COMPANY - Total Private Passenger Automobile Insurance

NAIC Code	Company Name	State of Domicile	2008		2007-2008		2008		2006-2007		2005-2006		2006-2008	
			Market Share	Cumulative Market Share	Written Premium	Change in Written Premium	Loss Ratio	Change in Loss Ratio	Written Premium	Change in Written Premium	Loss Ratio	Change in Loss Ratio	Written Premium	Change in Written Premium
1	25178 STATE FARM MUTUAL AUTOMOBILE INSURANCE COMPANY	IL	20.88%	20.88%	580,372,592	2.07%	70.32%	-2.07%	64.91%	1.30%	68.71%	67.98%		
2	19275 AMERICAN FAMILY MUTUAL INSURANCE COMPANY	WI	15.74%	36.62%	437,469,991	-0.14%	68.86%	3.21%	65.61%	-0.42%	74.74%	69.68%		
3	23388 SHELTER MUTUAL INSURANCE COMPANY	MO	5.22%	41.84%	145,093,414	1.50%	62.46%	-3.41%	62.80%	-1.35%	67.62%	64.32%		
4	21628 FARMERS INSURANCE COMPANY INC	KS	5.02%	46.86%	139,618,355	4.88%	65.54%	4.49%	62.08%	1.56%	70.12%	65.86%		
5	39012 SAFECO INSURANCE COMPANY OF ILLINOIS	IL	4.24%	51.10%	117,741,176	-5.50%	57.84%	-1.81%	57.69%	-2.46%	63.10%	59.60%		
6	15512 AUTOMOBILE CLUB INTER-INSURANCE EXCHANGE	MO	3.11%	54.20%	86,394,324	-6.43%	56.35%	1.66%	56.13%	0.15%	77.45%	63.28%		
7	37834 PROGRESSIVE PREFERRED INSURANCE COMPANY	OH	2.68%	56.89%	74,606,498	16.48%	62.57%	7.42%	60.69%	2.42%	58.73%	60.78%		
8	19283 AMERICAN STANDARD INSURANCE COMPANY OF WISCONSIN	WI	2.07%	58.95%	57,439,942	-22.73%	63.87%	-12.01%	62.33%	-7.85%	63.59%	63.24%		
9	26859 FARM BUREAU TOWN & COUNTRY INS CO OF MO	MO	1.99%	60.94%	55,332,339	0.28%	59.18%	-0.35%	56.87%	-5.07%	63.11%	59.74%		
10	35882 GEICO GENERAL INS CO	MD	1.82%	62.77%	50,691,305	11.37%	68.80%	13.97%	61.81%	14.08%	66.00%	65.64%		
11	16322 PROGRESSIVE DIRECT INSURANCE COMPANY	OH	1.67%	64.44%	46,394,547	22.66%	56.26%	60.35%	53.96%	38.65%	64.15%	57.01%		
12	25143 STATE FARM FIRE AND CASUALTY COMPANY	IL	1.63%	66.07%	45,390,941	2.42%	75.68%	-0.83%	76.62%	2.12%	70.21%	74.18%		
13	17230 ALLSTATE PROPERTY & CASUALTY INSURANCE COMPANY	IL	1.59%	67.66%	44,312,454	-20.20%	56.57%	-19.08%	48.64%	-13.30%	57.52%	54.35%		
14	42579 ALLIED PROPERTY & CASUALTY INSURANCE COMPANY	IA	1.58%	69.24%	43,907,377	58.52%	62.08%	165.39%	61.53%	-0.89%	67.39%	62.60%		
15	19232 ALLSTATE INSURANCE COMPANY	IL	1.45%	70.70%	40,437,501	-13.82%	86.92%	-12.16%	48.23%	-10.81%	46.91%	58.90%		
16	27998 TRAVELERS HOME AND MARINE INSURANCE COMPANY THE	CT	1.35%	72.04%	37,390,120	38.24%	62.08%	63.82%	61.52%	455.61%	65.22%	62.44%		
17	29688 ALLSTATE FIRE AND CASUALTY INSURANCE COMPANY	IL	1.30%	73.34%	36,066,350	26.74%	53.62%	118.80%	57.40%	0.00%	51.40%	54.74%		
18	25941 UNITED SERVICES AUTOMOBILE ASSOCIATION	TX	1.28%	74.62%	35,663,861	-1.58%	77.84%	-6.56%	66.62%	5.68%	68.47%	70.85%		
19	23035 LIBERTY MUTUAL FIRE INSURANCE COMPANY	WI	1.07%	75.69%	29,663,058	7.75%	52.95%	5.22%	61.62%	2.11%	58.78%	57.67%		
20	22055 GEICO INDEMNITY COMPANY	MD	1.02%	76.71%	28,429,802	37.60%	61.18%	28.30%	58.17%	-0.12%	59.60%	59.85%		
21	21687 MID CENTURY INSURANCE COMPANY	CA	1.01%	77.73%	28,161,648	-15.33%	69.31%	-2.39%	70.98%	-3.46%	72.47%	71.00%		
22	42919 PROGRESSIVE NORTHWESTERN INSURANCE COMPANY	OH	0.85%	78.58%	23,591,168	-14.45%	55.92%	-22.68%	52.75%	-30.23%	52.32%	53.40%		
23	26093 NATIONWIDE AFFINITY INSURANCE COMPANY OF AMERICA	OH	0.85%	79.42%	23,578,747	31.46%	62.69%	90.48%	69.89%	198.83%	77.08%	67.29%		
24	25968 USAA CASUALTY INSURANCE COMPANY	TX	0.78%	80.21%	21,705,599	1.20%	73.50%	-4.50%	68.00%	7.04%	68.41%	69.94%		
25	23515 MIDWESTERN INDEMNITY COMPANY THE	OH	0.77%	80.97%	21,366,885	42.19%	60.71%	44.58%	67.09%	0.55%	77.87%	66.89%		
26	24279 PROGRESSIVE MAX INSURANCE COMPANY	OH	0.73%	81.71%	20,403,382	-28.06%	56.74%	-37.30%	51.06%	-8.79%	61.49%	57.24%		
27	22063 GOVERNMENT EMPLOYEES INSURANCE CO	MD	0.71%	82.42%	19,874,345	5.94%	65.99%	2.77%	62.68%	2.46%	69.32%	65.97%		
28	15725 CAMERON MUTUAL INSURANCE COMPANY	MO	0.64%	83.06%	17,793,173	-2.22%	71.26%	-3.36%	57.72%	-8.76%	58.41%	62.32%		
29	28401 AMERICAN NATIONAL PROPERTY & CASUALTY COMPANY	MO	0.62%	83.68%	17,142,501	-0.15%	62.87%	-1.29%	59.78%	-5.59%	71.89%	64.91%		
30	10783 CORNERSTONE NATIONAL INSURANCE COMPANY	MO	0.60%	84.28%	16,568,806	-5.01%	60.83%	16.95%	65.71%	3.26%	71.59%	65.77%		
31	21164 DAIRYLAND INSURANCE COMPANY	WI	0.59%	84.87%	16,486,682	6.90%	62.50%	35.32%	56.17%	-3.05%	52.30%	57.64%		
32	25712 ESURANCE INSURANCE COMPANY	WI	0.55%	85.42%	15,369,986	-8.11%	68.61%	11.57%	77.78%	78.01%	74.06%	73.54%		
33	30104 HARTFORD UNDERWRITERS INSURANCE COMPANY	CT	0.52%	85.94%	14,322,440	-10.57%	60.73%	-9.82%	50.75%	-9.12%	67.38%	59.85%		
34	29459 TWIN CITY FIRE INSURANCE COMPANY	IN	0.51%	86.45%	14,179,850	33.18%	64.75%	67.98%	80.02%	1237.20%	100.38%	75.13%		
35	27235 AUTO CLUB FAMILY INSURANCE COMPANY	MO	0.50%	86.94%	13,772,326	-3.32%	65.68%	45.87%	70.15%	-2.34%	64.47%	66.97%		
Subtotals - Largest 35 Companies			86.94%		2,416,733,485	1.58%	65.93%	-1.82%	62.43%	-0.56%	67.69%	65.34%		
Subtotals - All Other Companies			13.06%		362,959,578	-4.25%	63.39%	13.74%	58.56%	4.79%	62.38%	61.43%		
Totals - All Companies			100.00%		2,779,693,063	0.78%	65.59%	0.31%	61.87%	0.27%	66.85%	64.77%		

2008 MISSOURI MARKET SHARE BY GROUP - Total Private Passenger Automobile Insurance

NAIC Code	Group Name	2008		2007-2008		2008		2006-2007		2005-2006		2006-2008	
		Market Share	Cumulative Market Share	Written Premium	Change in Written Premium	Loss Ratio	Change in Written Premium	Loss Ratio	Change in Written Premium	Loss Ratio	Change in Written Premium	Loss Ratio	Change in Written Premium
1 0176	STATE FARM GRP	22.51%	22.51%	625,763,533	2.10%	70.71%	-1.98%	65.75%	1.35%	68.81%	68.43%		
2 0473	AMERICAN FAMILY INS GRP	17.80%	40.32%	494,909,933	-3.42%	68.25%	0.68%	65.12%	-1.73%	72.85%	68.73%		
3 0212	ZURICH INS GRP	6.43%	46.75%	178,779,579	3.98%	66.03%	4.15%	64.06%	0.55%	70.28%	66.75%		
4 0155	PROGRESSIVE GRP	6.34%	53.09%	176,319,277	2.67%	59.50%	-6.40%	56.30%	-9.78%	58.75%	58.20%		
5 0111	LIBERTY MUT GRP	6.18%	59.27%	171,792,181	0.76%	57.28%	1.43%	56.98%	-2.21%	60.53%	58.27%		
6 0123	SHELTER INS GRP	5.53%	64.80%	153,584,755	0.87%	62.78%	-3.38%	64.03%	-1.92%	67.90%	64.94%		
7 0008	ALLSTATE INS GRP	4.76%	69.56%	132,308,813	-8.76%	64.91%	-5.74%	49.94%	-5.56%	52.52%	55.50%		
8 0031	BERKSHIRE HATHAWAY GRP	3.62%	73.17%	100,545,471	14.25%	65.53%	11.58%	60.81%	6.00%	64.92%	63.79%		
9 1318	Auto Club Enterprises Ins Grp	3.60%	76.78%	100,166,650	-6.02%	57.65%	5.95%	57.87%	-0.10%	76.22%	63.72%		
10 0140	NATIONWIDE CORP GRP	2.87%	79.65%	79,808,765	10.07%	62.41%	11.64%	58.22%	13.50%	63.68%	61.38%		
11 0200	UNITED SERV AUTOMOBILE ASSN GRP	2.24%	81.89%	62,198,397	2.82%	77.29%	-3.66%	68.11%	5.48%	68.43%	71.26%		
12 0514	MISSOURI FARM BUREAU GRP	1.99%	83.88%	55,332,339	0.28%	59.18%	-0.35%	56.87%	-5.07%	63.11%	59.74%		
13 0091	HARTFORD FIRE & CAS GRP	1.86%	85.74%	51,818,776	4.85%	64.55%	4.93%	61.83%	7.78%	70.41%	65.47%		
14 3548	Travelers Grp	1.66%	87.40%	46,034,127	21.23%	57.45%	28.22%	60.21%	47.68%	60.62%	59.18%		
15 0012	AMERICAN INTL GRP	1.09%	88.49%	30,386,855	-6.45%	69.20%	-34.29%	65.08%	-25.63%	57.21%	62.73%		
16 0169	SENTRY INS GRP	0.99%	89.48%	27,490,587	12.41%	62.30%	8.95%	53.81%	1.95%	59.72%	58.75%		
17 0532	CAMERON MUT GRP	0.88%	90.36%	24,438,861	2.97%	72.45%	4.57%	60.49%	-0.95%	60.97%	64.76%		
18 0215	UNITRIN GRP	0.68%	91.04%	18,960,788	-7.31%	69.68%	7.45%	70.41%	14.60%	65.82%	68.66%		
19 0408	AMERICAN NATL FIN GRP	0.65%	91.69%	18,124,101	1.52%	64.72%	-2.52%	58.04%	-6.77%	71.11%	64.71%		
20 1129	WHITE MOUNTAINS GRP	0.61%	92.30%	16,851,505	0.74%	67.58%	11.58%	78.52%	79.21%	74.16%	73.40%		
21 10783	CORNERSTONE NATIONAL INSURANCE COMPANY	0.60%	92.89%	16,568,806	-5.01%	60.83%	16.95%	65.71%	3.26%	71.59%	65.77%		
22 0241	METROPOLITAN GRP	0.50%	93.39%	13,857,066	-4.47%	42.30%	-1.93%	53.25%	-7.68%	66.33%	54.22%		
23 0050	Country Ins & Fin Serv Grp	0.49%	93.88%	13,611,552	4.19%	60.23%	3.62%	56.18%	-0.44%	51.62%	56.11%		
24 0807	COLUMBIA INS GRP	0.47%	94.35%	13,111,386	12.26%	58.87%	2.32%	62.08%	4.58%	67.39%	62.62%		
25 1326	KINGSWAY GRP	0.43%	94.79%	11,994,569	59.84%	47.24%	-23.38%	63.84%	97.19%	81.92%	63.98%		
26 0280	AUTO OWNERS GRP	0.41%	95.20%	11,430,609	7.80%	60.21%	2.14%	68.95%	-4.91%	62.84%	63.93%		
27 0079	GMAC INS HOLDING GRP	0.39%	95.59%	10,953,066	-13.71%	72.17%	-1.04%	60.38%	-0.42%	63.36%	65.09%		
28 3596	Affirmative Ins Grp	0.34%	95.93%	9,513,564	-39.95%	78.96%	30.04%	67.71%	185.71%	49.91%	67.39%		
29 0175	STATE AUTO MUT GRP	0.29%	96.23%	8,122,601	23.71%	69.04%	6.42%	43.86%	-15.77%	56.08%	56.93%		
30 1213	DIRECT GEN GRP	0.28%	96.50%	7,714,603	26.21%	72.02%	61.11%	62.99%	265.88%	73.37%	69.07%		
31 25405	SAFE AUTO INSURANCE COMPANY	0.27%	96.78%	7,631,994	1456.75%	69.63%	0.00%	0.00%	0.00%	0.00%	70.75%		
32 0518	GRINELL MUT GRP	0.22%	96.99%	6,016,491	-0.38%	58.06%	0.85%	47.62%	-3.88%	60.44%	55.36%		
33 3495	Infinity Prop & Cas Ins Grp	0.18%	97.18%	5,115,092	-43.19%	59.88%	-6.91%	67.33%	-3.16%	61.44%	63.37%		
34 0855	MILLERS FIRST INS CO GRP	0.17%	97.35%	4,722,105	-8.36%	59.02%	-8.00%	63.17%	-11.22%	70.11%	64.41%		
35 0303	GUIDEONE INS GRP	0.17%	97.51%	4,600,710	-9.47%	66.23%	-14.87%	55.69%	-10.74%	57.51%	59.46%		
Subtotals - Largest 35 Groups		97.51%		2,710,579,507	0.98%	65.66%	0.01%	62.11%	0.29%	66.68%	64.82%		
Subtotals - All Other Groups		2.49%		69,113,556	-6.46%	63.09%	11.44%	53.51%	-0.42%	72.10%	63.23%		
Totals - All Groups		100.00%		2,779,693,063	0.78%	65.59%	0.31%	61.87%	0.27%	66.85%	64.77%		

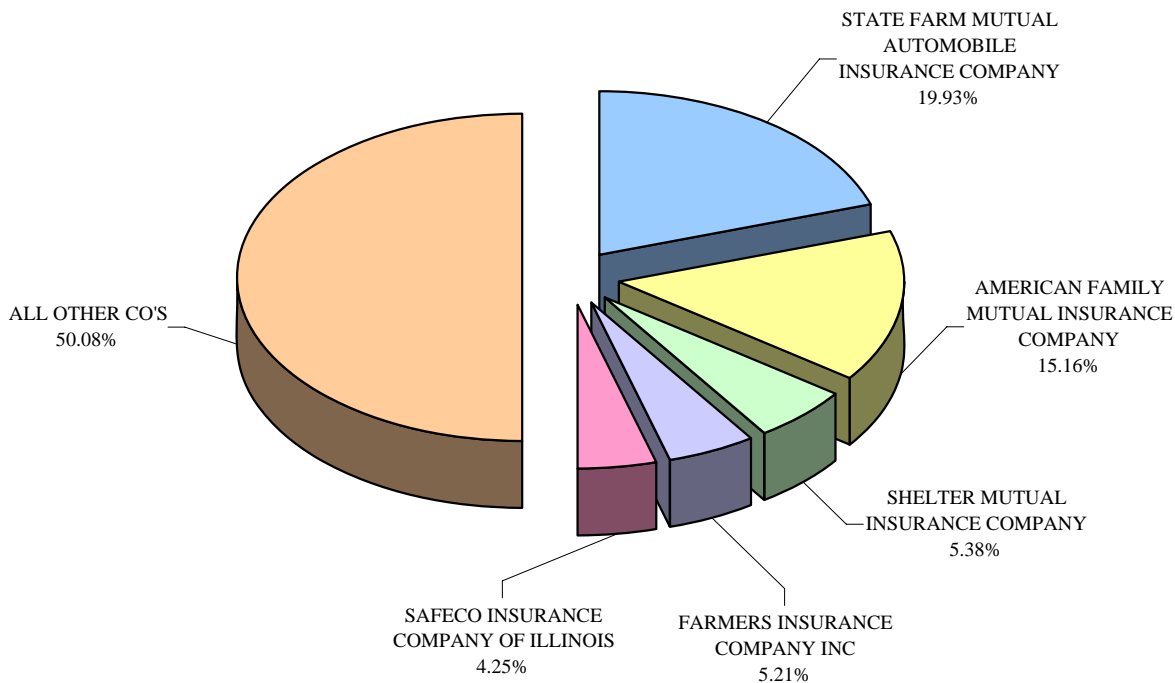
**PRIVATE PASSENGER AUTOMOBILE LIABILITY INSURANCE
MISSOURI/COUNTRYWIDE
LOSS RATIOS 1989-2008**



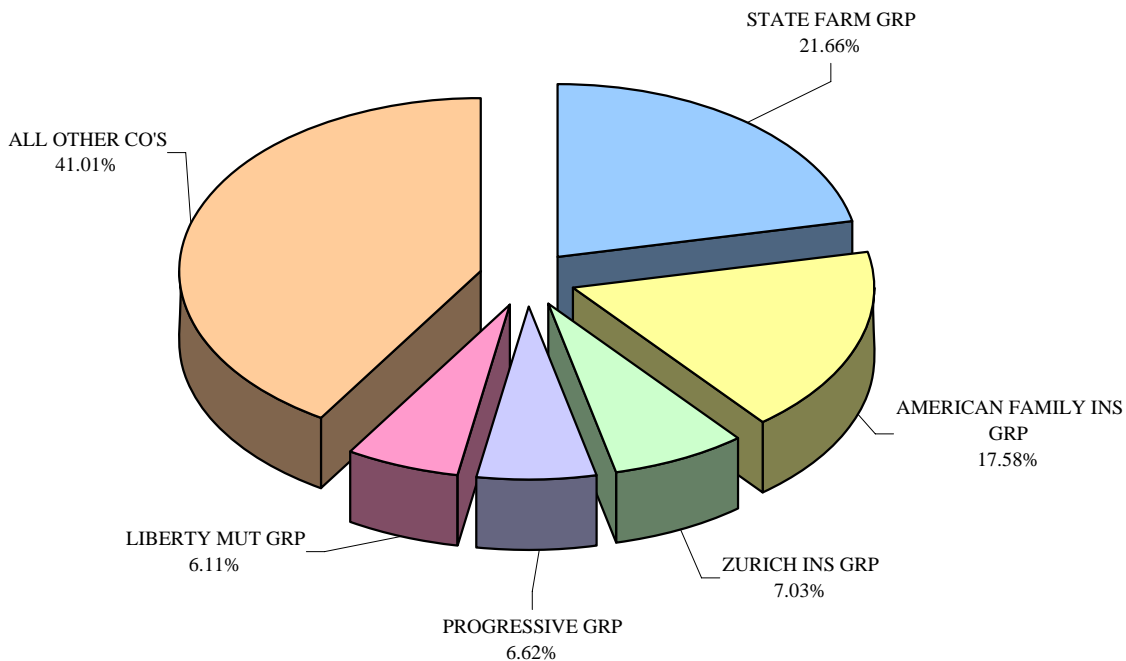
—■— Missouri —▲— Countrywide

Total Private Passenger Automobile Liability Insurance

2008 MISSOURI MARKET SHARE BY COMPANY



2008 MISSOURI MARKET SHARE BY GROUP



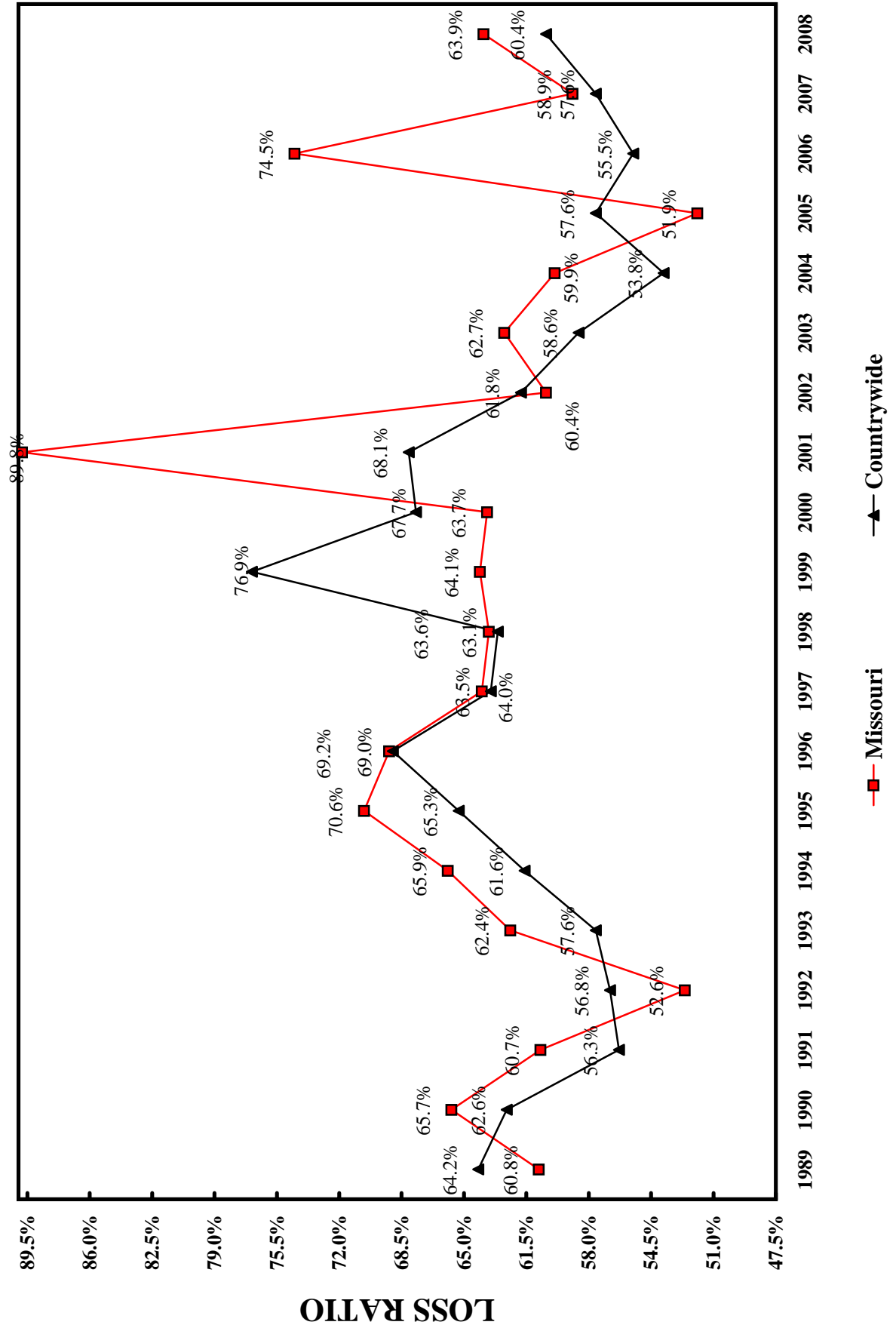
2008 MISSOURI MARKET SHARE BY COMPANY - Private Passenger Automobile Liability Insurance

NAIC Code	Company Name	State of Domicile	2008		2007-2008		2008		2006-2007		2005-2006		2006-2008	
			Market Share	Cumulative Market Share	Written Premium	Change in Written Premium	Loss Ratio	Change in Loss Ratio	Written Premium	Change in Written Premium	Loss Ratio	Change in Loss Ratio	Written Premium	Change in Written Premium
1 25178	STATE FARM MUTUAL AUTOMOBILE INSURANCE COMPANY	IL	19.93%	19.93%	307,272,041	1.73%	71.92%	-3.84%	67.71%	0.74%	55.42%	64.92%		
2 19275	AMERICAN FAMILY MUTUAL INSURANCE COMPANY	WI	15.16%	35.09%	233,663,373	-2.14%	71.39%	5.78%	68.73%	7.51%	72.42%	70.81%		
3 23388	SHELTER MUTUAL INSURANCE COMPANY	MO	5.38%	40.47%	82,904,626	0.10%	55.93%	-3.58%	63.27%	-2.77%	56.57%	58.57%		
4 21628	FARMERS INSURANCE COMPANY INC	KS	5.21%	45.68%	80,286,971	7.12%	68.34%	10.07%	67.92%	4.72%	73.21%	69.70%		
5 39012	SAFECO INSURANCE COMPANY OF ILLINOIS	IL	4.25%	49.92%	65,450,552	-8.67%	55.89%	-4.12%	56.59%	0.60%	53.48%	55.28%		
6 15512	AUTOMOBILE CLUB INTER-INSURANCE EXCHANGE	MO	2.93%	52.85%	45,091,557	0.40%	58.07%	5.90%	58.30%	-0.62%	80.01%	65.15%		
7 37834	PROGRESSIVE PREFERRED INSURANCE COMPANY	OH	2.90%	55.75%	44,710,582	15.29%	65.61%	3.63%	60.28%	1.56%	52.28%	59.66%		
8 19283	AMERICAN STANDARD INSURANCE COMPANY OF WISCONSIN	WI	2.42%	58.16%	37,274,426	-23.23%	63.07%	-12.62%	61.64%	-7.21%	60.19%	61.47%		
9 35882	GEICO GENERAL INS CO	MD	1.83%	59.99%	28,176,865	8.47%	66.45%	10.92%	57.09%	12.38%	53.31%	59.34%		
10 26859	FARM BUREAU TOWN & COUNTRY INS CO OF MO	MO	1.82%	61.82%	28,119,195	2.52%	57.47%	-2.21%	58.89%	-3.01%	57.61%	57.99%		
11 16322	PROGRESSIVE DIRECT INSURANCE COMPANY	OH	1.80%	63.61%	27,720,381	20.41%	50.75%	59.20%	48.18%	42.18%	54.75%	50.63%		
12 25143	STATE FARM FIRE AND CASUALTY COMPANY	IL	1.73%	65.34%	26,633,586	1.94%	73.12%	-1.57%	78.25%	1.71%	57.62%	69.62%		
13 42579	ALLIED PROPERTY & CASUALTY INSURANCE COMPANY	IA	1.65%	66.99%	25,401,928	60.67%	59.81%	167.44%	59.47%	0.67%	61.84%	59.96%		
14 17230	ALLSTATE PROPERTY & CASUALTY INSURANCE COMPANY	IL	1.47%	68.46%	22,692,453	-19.91%	64.99%	-19.16%	54.84%	-15.12%	55.70%	57.89%		
15 21687	MID CENTURY INSURANCE COMPANY	CA	1.40%	69.86%	21,612,635	-12.92%	72.30%	-0.67%	76.62%	-2.86%	76.06%	75.08%		
16 27998	TRAVELERS HOME AND MARINE INSURANCE COMPANY THE	CT	1.37%	71.24%	21,195,184	35.91%	62.80%	62.56%	62.82%	452.09%	58.43%	62.03%		
17 19232	ALLSTATE INSURANCE COMPANY	IL	1.19%	72.43%	18,383,455	-16.49%	147.56%	-13.91%	66.26%	-12.49%	47.90%	82.06%		
18 29688	ALLSTATE FIRE AND CASUALTY INSURANCE COMPANY	IL	1.19%	73.62%	18,298,001	26.91%	55.90%	121.02%	65.79%	0.00%	47.77%	58.53%		
19 22055	GEICO INDEMNITY COMPANY	MD	1.15%	74.77%	17,725,661	41.12%	61.51%	26.43%	54.88%	-3.66%	57.17%	58.37%		
20 25941	UNITED SERVICES AUTOMOBILE ASSOCIATION	TX	1.07%	75.84%	16,506,128	-3.40%	82.98%	-7.44%	76.43%	3.68%	56.81%	71.60%		
21 23035	LIBERTY MUTUAL FIRE INSURANCE COMPANY	WI	0.96%	76.80%	14,875,223	7.45%	55.06%	4.19%	74.96%	1.80%	55.33%	61.71%		
22 26093	NATIONWIDE AFFINITY INSURANCE COMPANY OF AMERICA	OH	0.89%	77.69%	13,652,373	32.79%	63.38%	93.37%	72.66%	200.87%	78.12%	68.64%		
23 21164	DAIRYLAND INSURANCE COMPANY	WI	0.84%	78.53%	12,959,501	6.00%	63.10%	32.58%	60.38%	-5.12%	48.45%	58.26%		
24 42919	PROGRESSIVE NORTHWESTERN INSURANCE COMPANY	OH	0.80%	79.33%	12,259,534	-16.15%	56.13%	-24.77%	52.51%	-32.23%	44.63%	50.05%		
25 23515	MIDWESTERN INDEMNITY COMPANY THE	OH	0.79%	80.12%	12,235,095	39.17%	50.74%	35.63%	66.68%	10.79%	77.05%	62.37%		
26 24279	PROGRESSIVE MAX INSURANCE COMPANY	OH	0.73%	80.85%	11,258,503	-31.01%	48.94%	-38.53%	45.36%	-10.24%	52.36%	49.48%		
27 22063	GOVERNMENT EMPLOYEES INSURANCE CO	MD	0.68%	81.53%	10,438,485	2.66%	64.06%	0.67%	59.67%	0.15%	54.82%	59.55%		
28 25968	USAA CASUALTY INSURANCE COMPANY	TX	0.67%	82.20%	10,337,235	1.73%	84.62%	-3.12%	77.10%	5.47%	69.13%	76.89%		
29 28401	AMERICAN NATIONAL PROPERTY & CASUALTY COMPANY	MO	0.64%	82.83%	9,821,490	-4.63%	57.17%	-6.35%	55.63%	-4.29%	63.59%	58.93%		
30 25712	ESURANCE INSURANCE COMPANY	WI	0.62%	83.45%	9,559,058	-6.43%	63.16%	10.57%	70.76%	77.68%	53.92%	63.18%		
31 10783	CORNERSTONE NATIONAL INSURANCE COMPANY	MO	0.61%	84.06%	9,348,655	-4.55%	57.26%	14.45%	67.03%	5.40%	57.36%	60.72%		
32 15725	CAMERON MUTUAL INSURANCE COMPANY	MO	0.61%	84.67%	9,334,201	-1.87%	79.45%	-3.50%	62.67%	-1.18%	50.10%	63.67%		
33 27235	AUTO CLUB FAMILY INSURANCE COMPANY	MO	0.55%	85.21%	8,448,588	-3.29%	63.72%	37.59%	72.66%	1.06%	64.67%	67.17%		
34 29459	TWIN CITY FIRE INSURANCE COMPANY	IN	0.55%	85.76%	8,439,375	33.11%	61.97%	67.87%	91.98%	1211.44%	106.05%	78.70%		
35 40371	COLUMBIA MUTUAL INSURANCE COMPANY	MO	0.47%	86.23%	7,216,802	11.62%	51.46%	1.14%	64.70%	2.68%	57.85%	57.81%		
Subtotals - Largest 35 Companies			86.23%	1,329,303,718	1.20%	67.17%	-1.90%	64.99%	64.99%	-1.89%	60.68%	64.32%		
Subtotals - All Other Companies			13.77%	212,283,824	-4.81%	65.55%	12.54%	59.88%	59.88%	5.74%	60.86%	61.96%		
Totals - All Companies			100.00%	1,541,587,542	0.33%	66.95%	0.20%	64.21%	64.21%	-0.64%	60.71%	63.96%		

2008 MISSOURI MARKET SHARE BY GROUP - Private Passenger Automobile Liability Insurance

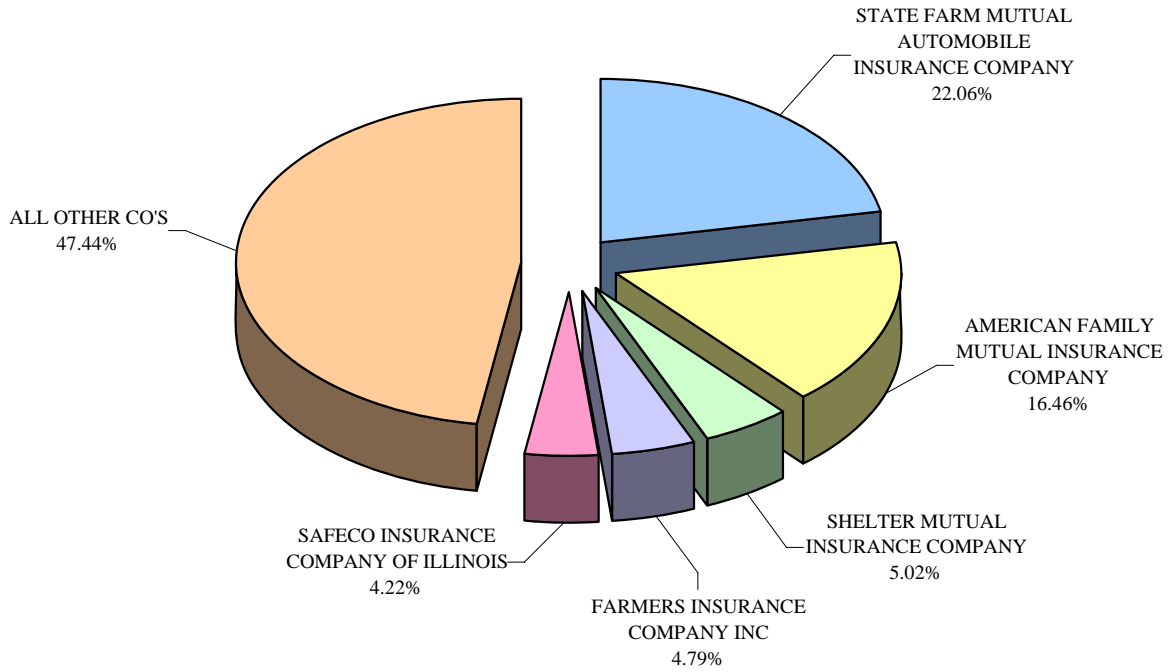
NAIC Code	Group Name	2008		2007-2008		2006-2007		2005-2006		2006-2008	
		Market Share	Cumulative Market Share	2008 Written Premium	Change in Written Premium	2008 Loss Ratio	Change in Written Premium	2008 Loss Ratio	Change in Written Premium	2006 Loss Ratio	2006 Loss Ratio
1 0176	STATE FARM GRP	21.66%	21.66%	333,905,627	1.75%	72.01%	-3.67%	0.81%	68.54%	55.59%	65.29%
2 0473	AMERICAN FAMILY INS GRP	17.58%	39.24%	270,937,799	-5.71%	70.18%	2.14%	4.24%	67.49%	69.93%	69.18%
3 0212	ZURICH INS GRP	7.03%	46.26%	108,326,476	5.63%	69.10%	8.42%	2.76%	70.25%	73.61%	70.89%
4 0155	PROGRESSIVE GRP	6.62%	52.88%	102,088,915	1.66%	58.77%	-7.54%	-9.96%	54.22%	50.93%	54.51%
5 0111	LIBERTY MUT GRP	6.11%	58.99%	94,175,180	-2.09%	55.11%	-1.21%	0.55%	56.37%	50.97%	54.12%
6 0123	SHELTER INS GRP	5.71%	64.71%	88,059,434	-0.61%	56.62%	-3.66%	-3.43%	65.18%	56.82%	59.52%
7 0008	ALLSTATE INS GRP	4.31%	69.02%	66,462,314	-8.91%	84.78%	-6.37%	-7.29%	60.29%	52.21%	64.97%
8 0031	BERKSHIRE HATHAWAY GRP	3.72%	72.74%	57,359,568	12.61%	63.73%	8.69%	3.46%	56.91%	54.64%	58.70%
9 1318	Auto Club Enterprises Ins Grp	3.47%	76.21%	53,540,145	-0.20%	58.99%	10.02%	-0.40%	60.52%	78.07%	65.45%
10 0140	NATIONWIDE CORP GRP	3.00%	79.21%	46,220,534	11.31%	60.02%	13.32%	14.84%	56.81%	58.80%	58.59%
11 0091	HARTFORD FIRE & CAS GRP	1.88%	81.09%	29,057,836	8.45%	69.96%	6.66%	9.11%	71.48%	75.08%	72.04%
12 0200	UNITED SERV AUTOMOBILE ASSN GRP	1.88%	82.97%	28,985,093	1.78%	84.93%	-3.87%	3.37%	77.58%	61.04%	74.38%
13 0514	MISSOURI FARM BUREAU GRP	1.82%	84.80%	28,119,195	2.52%	57.47%	-2.21%	-3.01%	58.89%	57.61%	57.99%
14 3548	Travelers Grp	1.69%	86.49%	26,079,974	20.35%	58.97%	30.61%	51.93%	65.19%	57.91%	60.82%
15 0169	SENTRY INS GRP	1.41%	87.90%	21,719,857	12.29%	63.63%	6.45%	-1.30%	55.84%	57.79%	59.29%
16 0012	AMERICAN INTL GRP	1.15%	89.05%	17,772,864	-17.20%	66.36%	-18.69%	-32.89%	60.50%	56.47%	60.46%
17 0532	CAMERON MUT GRP	0.79%	89.84%	12,169,560	2.42%	82.20%	3.16%	-4.37%	68.13%	54.83%	68.56%
18 0215	UNITRIN GRP	0.73%	90.57%	11,230,682	-10.43%	69.14%	5.07%	12.17%	70.56%	61.13%	66.94%
19 0408	AMERICAN NATL FIN GRP	0.68%	91.25%	10,442,691	-2.80%	59.72%	-7.53%	-5.74%	52.95%	63.07%	58.69%
20 1129	WHITE MOUNTAINS GRP	0.64%	91.89%	9,869,108	-3.40%	62.73%	10.58%	79.31%	72.07%	54.24%	63.59%
21 10783	CORNERSTONE NATIONAL INSURANCE COMPANY	0.61%	92.49%	9,348,655	-4.55%	57.26%	14.45%	5.40%	67.03%	57.36%	60.72%
22 0050	Country Ins & Fin Serv Grp	0.51%	93.00%	7,831,876	3.42%	56.19%	2.99%	3.29%	56.05%	36.14%	49.65%
23 1326	KINGSWAY GRP	0.50%	93.51%	7,773,209	54.86%	40.72%	-21.93%	101.14%	60.84%	85.40%	61.73%
24 0807	COLUMBIA INS GRP	0.47%	93.97%	7,216,802	11.62%	51.46%	1.14%	2.68%	64.70%	57.85%	57.81%
25 0241	METROPOLITAN GRP	0.46%	94.44%	7,166,613	-4.15%	49.53%	-2.09%	-8.80%	62.40%	68.56%	60.37%
26 3596	Affirmative Ins Grp	0.41%	94.85%	6,316,367	-40.37%	91.68%	26.60%	151.45%	67.55%	46.56%	70.33%
27 0079	GMAC INS HOLDING GRP	0.39%	95.24%	5,986,064	-18.00%	73.24%	-4.59%	1.82%	53.06%	51.73%	58.67%
28 0280	AUTO OWNERS GRP	0.39%	95.62%	5,938,043	9.08%	63.30%	0.99%	-4.89%	81.94%	64.97%	69.90%
29 1213	DIRECT GEN GRP	0.35%	95.97%	5,426,198	33.12%	77.81%	75.57%	255.88%	67.38%	72.54%	73.50%
30 25405	SAFE AUTO INSURANCE COMPANY	0.31%	96.29%	4,831,224	1510.20%	59.05%	0.00%	0.00%	0.00%	0.00%	60.13%
31 0175	STATE AUTO MUT GRP	0.30%	96.59%	4,598,658	26.42%	81.63%	7.75%	-10.80%	45.95%	50.94%	60.79%
32 42749	TRADERS INSURANCE COMPANY	0.23%	96.82%	3,590,517	4.61%	45.16%	-3.87%	-7.37%	58.73%	67.14%	57.23%
33 0518	GRINNELL MUT GRP	0.21%	97.03%	3,294,418	-0.67%	55.11%	2.09%	-3.94%	45.78%	59.25%	53.34%
34 3495	Infinity Prop & Cas Ins Grp	0.21%	97.24%	3,184,389	-44.40%	60.27%	-8.79%	-12.16%	66.50%	64.06%	64.10%
35 3362	First Acceptance Ins Grp	0.20%	97.44%	3,068,288	-21.69%	72.35%	5.60%	23.84%	63.28%	82.88%	72.44%
Subtotals - Largest 35 Groups		97.44%		1,502,094,173	0.34%	66.96%	-0.25%	-0.65%	64.42%	60.25%	63.89%
Subtotals - All Other Groups		2.56%		39,493,369	-0.09%	66.41%	17.12%	-0.44%	56.54%	74.94%	66.45%
Totals - All Groups		100.00%		1,541,587,542	0.33%	66.95%	0.20%	-0.64%	64.21%	60.71%	63.96%

**PRIVATE PASSENGER AUTOMOBILE PHYSICAL DAMAGE INSURANCE
MISSOURI/COUNTRYWIDE
LOSS RATIOS 1989-2008**

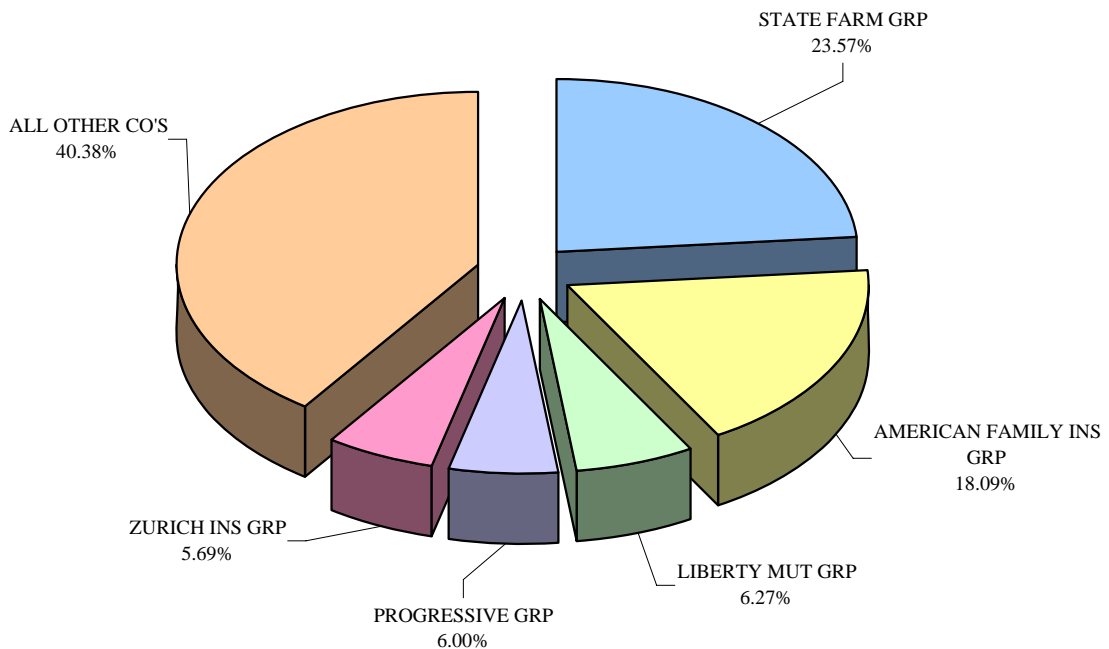


Total Private Passenger Automobile Physical Damage Insurance

2008 MISSOURI MARKET SHARE BY COMPANY



2008 MISSOURI MARKET SHARE BY GROUP



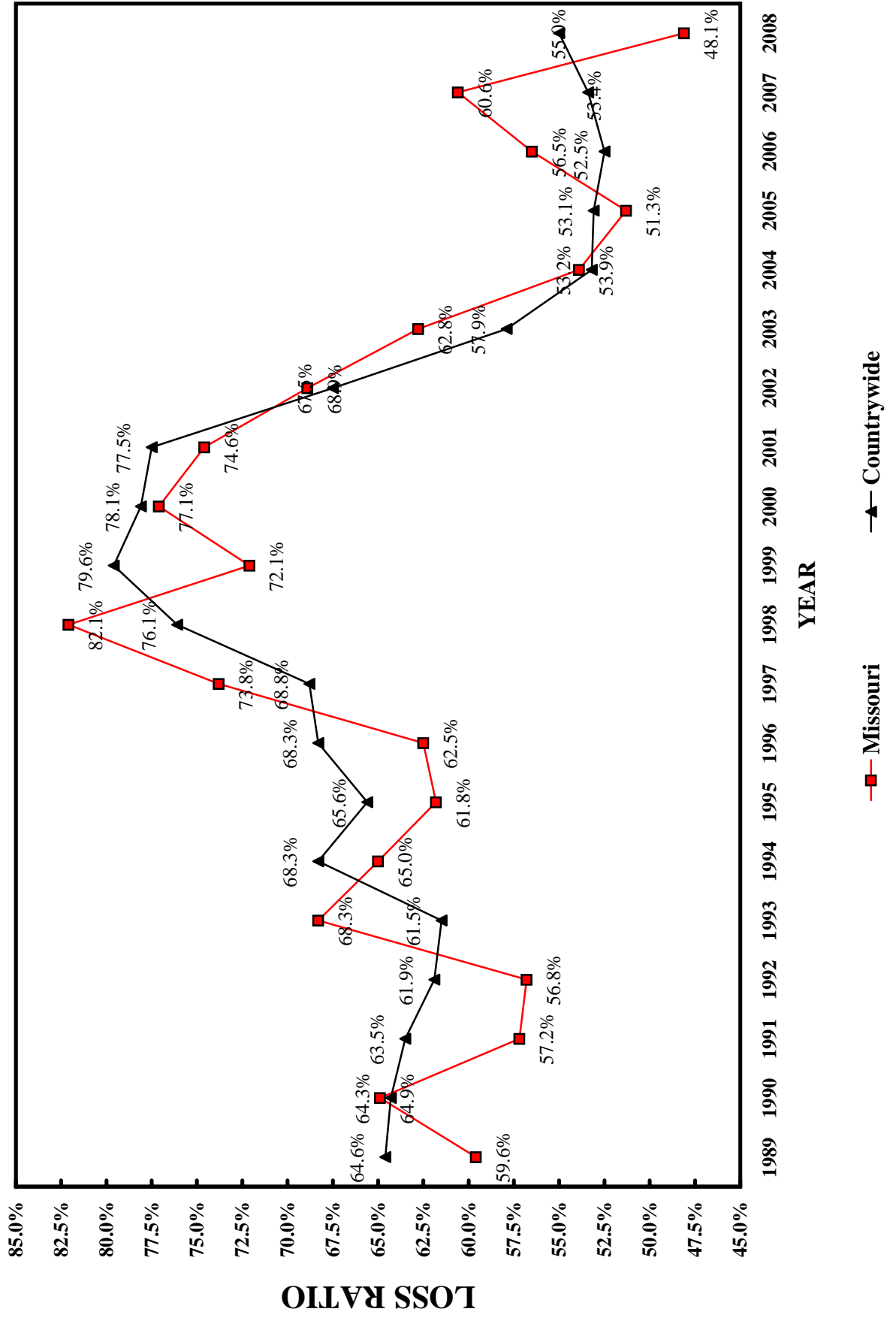
2008 MISSOURI MARKET SHARE BY COMPANY - Private Passenger Automobile Physical Damage Insurance

NAIC Code	Company Name	State of Domicile	2008		2007-2008		2006-2007		2005-2006		2006-2008	
			Market Share	Cumulative Market Share	Written Premium	Change in Written Premium	Loss Ratio	Change in Loss Ratio	Written Premium	Change in Written Premium	Loss Ratio	Change in Loss Ratio
1	25178 STATE FARM MUTUAL AUTOMOBILE INSURANCE COMPANY	IL	22.06%	22.06%	273,100,551	2.46%	68.53%	0.01%	61.74%	1.96%	84.50%	71.50%
2	19275 AMERICAN FAMILY MUTUAL INSURANCE COMPANY	WI	16.46%	38.52%	203,806,618	2.27%	65.92%	0.30%	61.87%	-8.12%	77.30%	68.38%
3	23388 SHELTER MUTUAL INSURANCE COMPANY	MO	5.02%	43.54%	62,188,788	3.43%	71.25%	-3.17%	62.15%	0.68%	83.13%	72.23%
4	21628 FARMERS INSURANCE COMPANY INC	KS	4.79%	48.33%	59,331,384	2.00%	61.81%	-1.90%	54.81%	-1.83%	66.65%	61.13%
5	39012 SAFECO INSURANCE COMPANY OF ILLINOIS	IL	4.22%	52.56%	52,290,624	-1.20%	60.33%	1.50%	59.22%	-6.54%	76.63%	65.45%
6	15512 AUTOMOBILE CLUB INTER-INSURANCE EXCHANGE	MO	3.34%	55.89%	41,302,767	-12.90%	54.59%	-2.05%	54.10%	0.83%	75.22%	61.52%
7	37834 PROGRESSIVE PREFERRED INSURANCE COMPANY	OH	2.41%	58.31%	29,895,916	18.32%	58.00%	13.81%	61.34%	3.91%	69.79%	62.55%
8	26859 FARM BUREAU TOWN & COUNTRY INS CO OF MO	MO	2.20%	60.51%	27,213,144	-1.93%	60.92%	1.56%	54.86%	-7.10%	68.71%	61.51%
9	35882 GEICO GENERAL INS CO	MD	1.82%	62.32%	22,514,440	15.22%	71.77%	18.30%	68.24%	16.59%	84.08%	74.08%
10	19232 ALLSTATE INSURANCE COMPANY	IL	1.78%	64.11%	22,054,046	-11.47%	35.24%	-10.55%	32.14%	-9.21%	46.00%	38.20%
11	17230 ALLSTATE PROPERTY & CASUALTY INSURANCE COMPANY	IL	1.75%	65.85%	21,620,001	-20.51%	47.63%	-18.99%	42.25%	-11.32%	59.44%	50.64%
12	19283 AMERICAN STANDARD INSURANCE COMPANY OF WISCONSIN	WI	1.63%	67.48%	20,165,516	-21.77%	65.36%	-10.85%	63.64%	-9.05%	70.17%	66.59%
13	25941 UNITED SERVICES AUTOMOBILE ASSOCIATION	TX	1.55%	69.03%	19,157,733	0.04%	73.41%	-5.77%	57.77%	7.56%	79.08%	70.17%
14	25143 STATE FARM FIRE AND CASUALTY COMPANY	IL	1.52%	70.54%	18,757,355	3.12%	79.32%	0.25%	74.29%	2.72%	88.75%	80.74%
15	16322 PROGRESSIVE DIRECT INSURANCE COMPANY	OH	1.51%	72.05%	18,674,166	26.14%	64.48%	62.18%	63.03%	33.40%	78.79%	66.79%
16	42579 ALLIED PROPERTY & CASUALTY INSURANCE COMPANY	IA	1.49%	73.55%	18,505,449	55.65%	65.15%	162.71%	64.30%	-2.85%	74.49%	66.13%
17	29688 ALLSTATE FIRE AND CASUALTY INSURANCE COMPANY	IL	1.44%	74.98%	17,768,349	26.57%	51.25%	116.58%	48.92%	0.00%	55.04%	50.85%
18	27998 TRAVELERS HOME AND MARINE INSURANCE COMPANY THE	CT	1.31%	76.29%	16,194,936	41.42%	61.12%	65.57%	59.74%	460.58%	74.67%	63.00%
19	23035 LIBERTY MUTUAL FIRE INSURANCE COMPANY	WI	1.19%	77.48%	14,787,835	8.05%	50.83%	6.28%	48.01%	2.43%	62.36%	53.55%
20	25968 USAA CASUALTY INSURANCE COMPANY	TX	0.92%	78.40%	11,368,364	0.72%	63.43%	-5.70%	59.91%	8.44%	67.78%	63.74%
21	42919 PROGRESSIVE NORTHWESTERN INSURANCE COMPANY	OH	0.92%	79.32%	11,331,634	-12.52%	55.70%	-20.18%	53.02%	-27.67%	61.69%	57.29%
22	22055 GEICO INDEMNITY COMPANY	MD	0.86%	80.18%	10,704,141	32.14%	60.65%	31.32%	63.25%	6.16%	63.64%	62.23%
23	26093 NATIONWIDE AFFINITY INSURANCE COMPANY OF AMERICA	OH	0.80%	80.98%	9,926,374	29.67%	61.75%	86.73%	66.18%	196.22%	75.76%	65.48%
24	22063 GOVERNMENT EMPLOYEES INSURANCE CO	MD	0.76%	81.75%	9,435,860	9.81%	68.15%	5.38%	66.32%	5.46%	87.38%	73.60%
25	24279 PROGRESSIVE MAX INSURANCE COMPANY	OH	0.74%	82.48%	9,144,879	-24.05%	66.51%	-35.56%	58.98%	-6.65%	74.50%	67.92%
26	23515 MIDWESTERN INDEMNITY COMPANY THE	OH	0.74%	83.22%	9,131,790	46.44%	74.35%	59.42%	67.71%	-12.81%	79.16%	73.45%
27	15725 CAMERON MUTUAL INSURANCE COMPANY	MO	0.68%	83.90%	8,458,972	-2.61%	62.25%	-3.21%	52.32%	-5.94%	67.66%	60.83%
28	30104 HARTFORD UNDERWRITERS INSURANCE COMPANY	CT	0.60%	84.51%	7,437,370	-10.14%	40.67%	-8.94%	40.72%	-8.21%	54.04%	45.56%
29	28401 AMERICAN NATIONAL PROPERTY & CASUALTY COMPANY	MO	0.59%	85.10%	7,321,011	6.57%	70.79%	7.41%	66.17%	-7.76%	85.93%	74.12%
30	10783 CORNERSTONE NATIONAL INSURANCE COMPANY	MO	0.58%	85.68%	7,220,151	-5.59%	65.21%	20.31%	63.99%	0.51%	90.52%	72.23%
31	21687 MID CENTURY INSURANCE COMPANY	CA	0.53%	86.21%	6,549,013	-22.42%	59.75%	-7.12%	54.83%	-5.06%	62.64%	59.12%
32	40371 COLUMBIA MUTUAL INSURANCE COMPANY	MO	0.48%	86.69%	5,894,584	13.05%	67.91%	3.82%	58.81%	7.09%	79.69%	68.64%
33	25712 ESURANCE INSURANCE COMPANY	WI	0.47%	87.15%	5,810,928	-10.74%	77.45%	13.18%	88.90%	78.55%	106.29%	90.12%
34	29459 TWIN CITY FIRE INSURANCE COMPANY	IN	0.46%	87.62%	5,740,475	33.28%	68.91%	68.13%	62.74%	1277.09%	92.03%	69.87%
35	27235 AUTO CLUB FAMILY INSURANCE COMPANY	MO	0.43%	88.05%	5,323,738	-3.36%	68.75%	61.25%	65.97%	-8.08%	64.12%	66.63%
Subtotals - Largest 35 Companies			88.05%	1,090,128,902		2.22%	64.24%	-1.75%	59.35%	0.94%	76.16%	66.52%
Subtotals - All Other Companies			11.95%	147,976,619		-4.73%	61.56%	15.65%	56.20%	4.21%	65.21%	61.15%
Totals - All Companies			100.00%	1,238,105,521		1.34%	63.91%	0.46%	58.93%	1.42%	74.53%	65.79%

2008 MISSOURI MARKET SHARE BY GROUP - Private Passenger Automobile Physical Damage Insurance

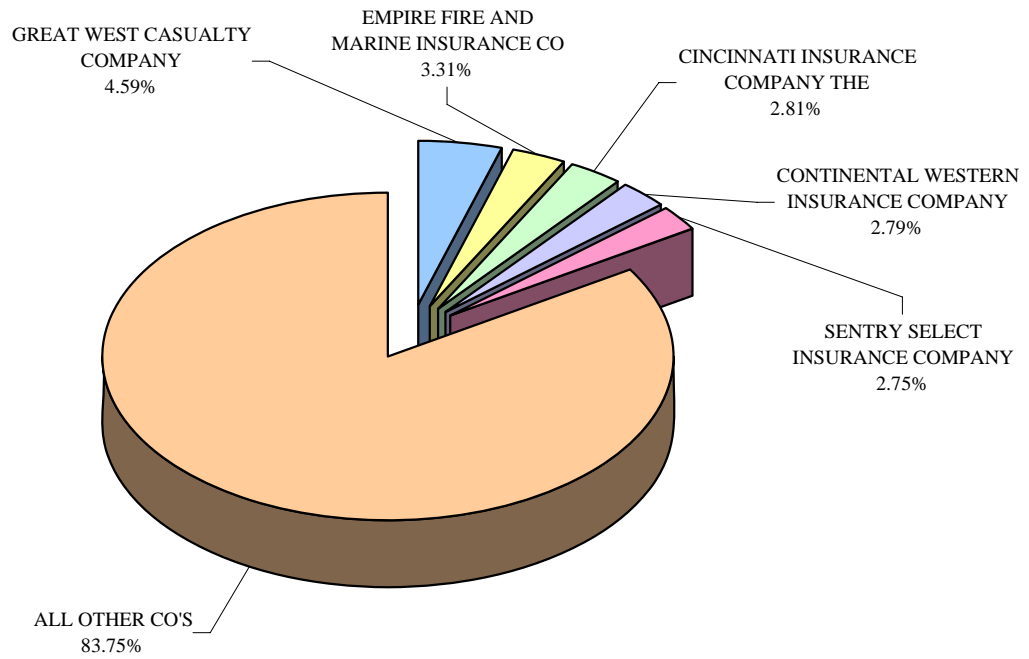
NAIC Code	Group Name	2008		2007-2008		2008		2006-2007		2005-2006		2006-2008	
		Market Share	Cumulative Market Share	Written Premium	Change in Written Premium	Loss Ratio	Change in Written Premium	Loss Ratio	Change in Written Premium	Loss Ratio	Change in Written Premium	Loss Ratio	Change in Written Premium
1 0176	STATE FARM GRP	23.57%	23.57%	291,857,906	2.51%	69.22%	0.03%	62.53%	2.01%	84.77%	72.09%		
2 0473	AMERICAN FAMILY INS GRP	18.09%	41.66%	223,972,134	-0.49%	65.86%	-1.12%	62.08%	-8.24%	76.39%	68.17%		
3 0111	LIBERTY MUT GRP	6.27%	47.93%	77,617,001	4.45%	59.96%	5.06%	57.81%	-5.76%	73.50%	63.67%		
4 0155	PROGRESSIVE GRP	6.00%	53.93%	74,230,362	4.10%	60.51%	-4.75%	59.24%	-9.51%	70.11%	63.43%		
5 0212	ZURICH INS GRP	5.69%	59.62%	70,453,103	1.54%	61.37%	-1.57%	55.20%	-2.28%	65.89%	60.86%		
6 0008	ALLSTATE INS GRP	5.32%	64.94%	65,846,499	-8.61%	44.67%	-5.10%	39.49%	-3.70%	52.84%	45.81%		
7 0123	SHELTER INS GRP	5.29%	70.23%	65,525,321	2.92%	71.14%	-3.00%	62.43%	0.27%	83.65%	72.46%		
8 1318	Auto Club Enterprises Ins Grp	3.77%	73.99%	46,626,505	-11.91%	56.19%	2.12%	55.21%	0.19%	74.49%	61.98%		
9 0031	BERKSHIRE HATHAWAY GRP	3.49%	77.48%	43,185,903	16.50%	67.92%	15.82%	66.28%	9.97%	80.16%	70.91%		
10 0140	NATIONWIDE CORP GRP	2.71%	80.20%	33,588,231	8.42%	65.66%	9.46%	60.10%	11.81%	69.91%	65.09%		
11 0200	UNITED SERV AUTOMOBILE ASSN GRP	2.68%	82.88%	33,213,304	3.73%	70.63%	-3.46%	59.66%	7.43%	75.06%	68.48%		
12 0514	MISSOURI FARM BUREAU GRP	2.20%	85.08%	27,213,144	-1.93%	60.92%	1.56%	54.86%	-7.10%	68.71%	61.51%		
13 0091	HARTFORD FIRE & CAS GRP	1.84%	86.91%	22,760,940	0.58%	57.87%	2.96%	50.58%	6.31%	65.12%	57.71%		
14 3548	Travelers Grp	1.61%	88.53%	19,954,153	22.40%	55.45%	25.18%	53.64%	42.60%	64.03%	57.05%		
15 0012	AMERICAN INTL GRP	1.02%	89.54%	12,613,991	14.50%	73.21%	-52.17%	73.67%	-15.11%	58.09%	65.96%		
16 0532	CAMERON MUT GRP	0.99%	90.54%	12,269,301	3.51%	62.72%	6.03%	52.78%	2.83%	67.43%	60.90%		
17 0215	UNITRIN GRP	0.62%	91.16%	7,730,106	-2.38%	70.48%	11.44%	70.17%	18.93%	73.68%	71.40%		
18 0408	AMERICAN NATL FIN GRP	0.62%	91.78%	7,681,410	8.06%	71.74%	6.16%	65.96%	-8.51%	84.84%	74.07%		
19 10783	CORNERSTONE NATIONAL INSURANCE COMPANY	0.58%	92.36%	7,220,151	-5.59%	65.21%	20.31%	63.99%	0.51%	90.52%	72.23%		
20 1129	WHITE MOUNTAINS GRP	0.56%	92.93%	6,982,397	7.26%	74.94%	13.18%	88.73%	79.05%	106.05%	88.75%		
21 0241	METROPOLITAN GRP	0.54%	93.47%	6,690,453	-4.82%	34.56%	-1.76%	43.55%	-6.45%	63.94%	47.64%		
22 0807	COLUMBIA INS GRP	0.48%	93.94%	5,894,584	13.05%	67.91%	3.82%	58.81%	7.09%	79.69%	68.64%		
23 0050	Country Ins & Fin Serv Grp	0.47%	94.41%	5,779,676	5.26%	65.75%	4.51%	56.35%	-5.23%	73.18%	65.01%		
24 0169	SENTRY INS GRP	0.47%	94.88%	5,770,730	12.83%	57.37%	19.59%	46.11%	18.52%	68.08%	56.64%		
25 0280	AUTO OWNERS GRP	0.44%	95.32%	5,492,566	6.44%	56.91%	3.39%	55.23%	-4.93%	60.51%	57.53%		
26 0079	GMAC INS HOLDING GRP	0.40%	95.72%	4,967,002	-7.90%	70.83%	4.21%	70.73%	-3.56%	80.20%	73.87%		
27 1326	KINGSWAY GRP	0.34%	96.06%	4,221,360	69.89%	60.10%	-26.14%	69.84%	90.07%	75.45%	68.36%		
28 0175	STATE AUTO MUT GRP	0.28%	96.35%	3,523,943	20.34%	52.79%	4.81%	41.29%	-21.08%	62.08%	52.17%		
29 3596	Affirmative Ins Grp	0.26%	96.61%	3,197,197	-39.11%	54.30%	37.58%	68.05%	307.38%	58.03%	61.23%		
30 25405	SAFE AUTO INSURANCE COMPANY	0.23%	96.83%	2,800,770	1372.45%	87.73%	0.00%	0.00%	0.00%	0.00%	88.93%		
31 0518	GRINNELL MUT GRP	0.22%	97.05%	2,722,073	-0.02%	61.65%	-0.63%	49.86%	-3.81%	61.84%	57.80%		
32 1213	DIRECT GEN GRP	0.18%	97.24%	2,288,405	12.36%	58.62%	38.32%	54.49%	282.84%	74.67%	60.01%		
33 0038	CHUBB & SON INC GRP	0.17%	97.41%	2,097,658	-2.86%	44.13%	-22.53%	31.73%	-7.22%	45.96%	40.80%		
34 0761	ALLIANZ INS GRP	0.17%	97.57%	2,071,623	-3.73%	51.32%	-6.52%	55.97%	-10.62%	18.29%	40.93%		
35 0855	MILLERS FIRST INS CO GRP	0.17%	97.74%	2,066,955	-8.30%	63.69%	-11.27%	54.06%	-16.38%	75.98%	65.11%		
Subtotals - Largest 35 Groups		97.74%		1,210,126,857	1.88%	63.97%	0.30%	59.10%	1.45%	74.69%	65.92%		
Subtotals - All Other Groups		2.26%		27,978,664	-17.59%	61.47%	6.30%	53.01%	0.48%	69.16%	61.34%		
Totals - All Groups		100.00%		1,238,105,521	1.34%	63.91%	0.46%	58.93%	1.42%	74.53%	65.79%		

**TOTAL COMMERCIAL AUTOMOBILE INSURANCE
MISSOURI/COUNTRYWIDE
LOSS RATIOS 1989-2008**

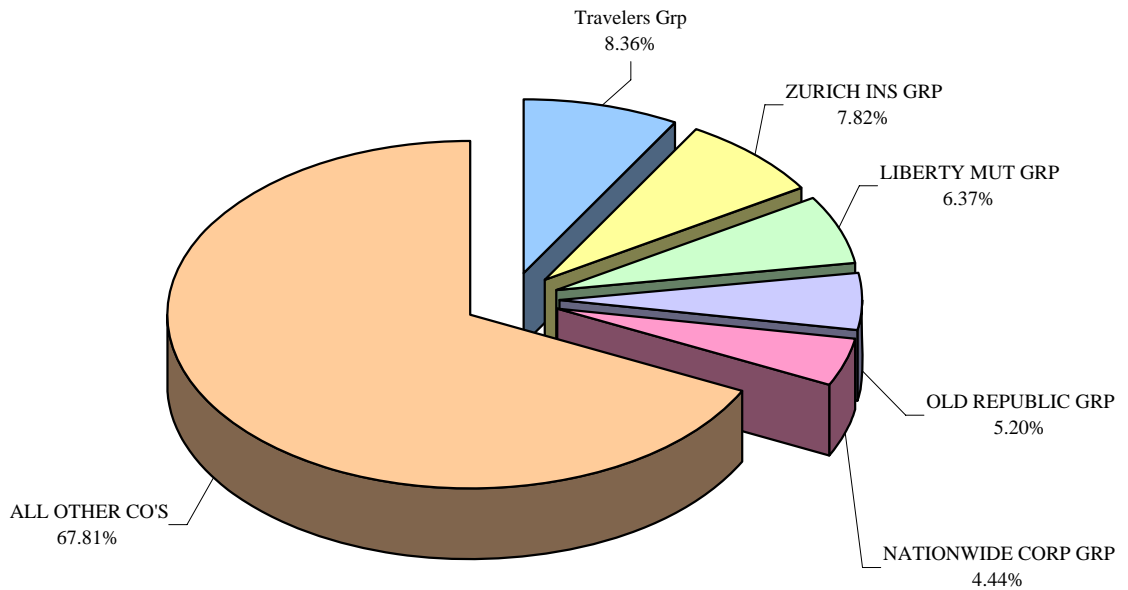


Total Commercial Automobile Insurance

2008 MISSOURI MARKET SHARE BY COMPANY



2008 MISSOURI MARKET SHARE BY GROUP



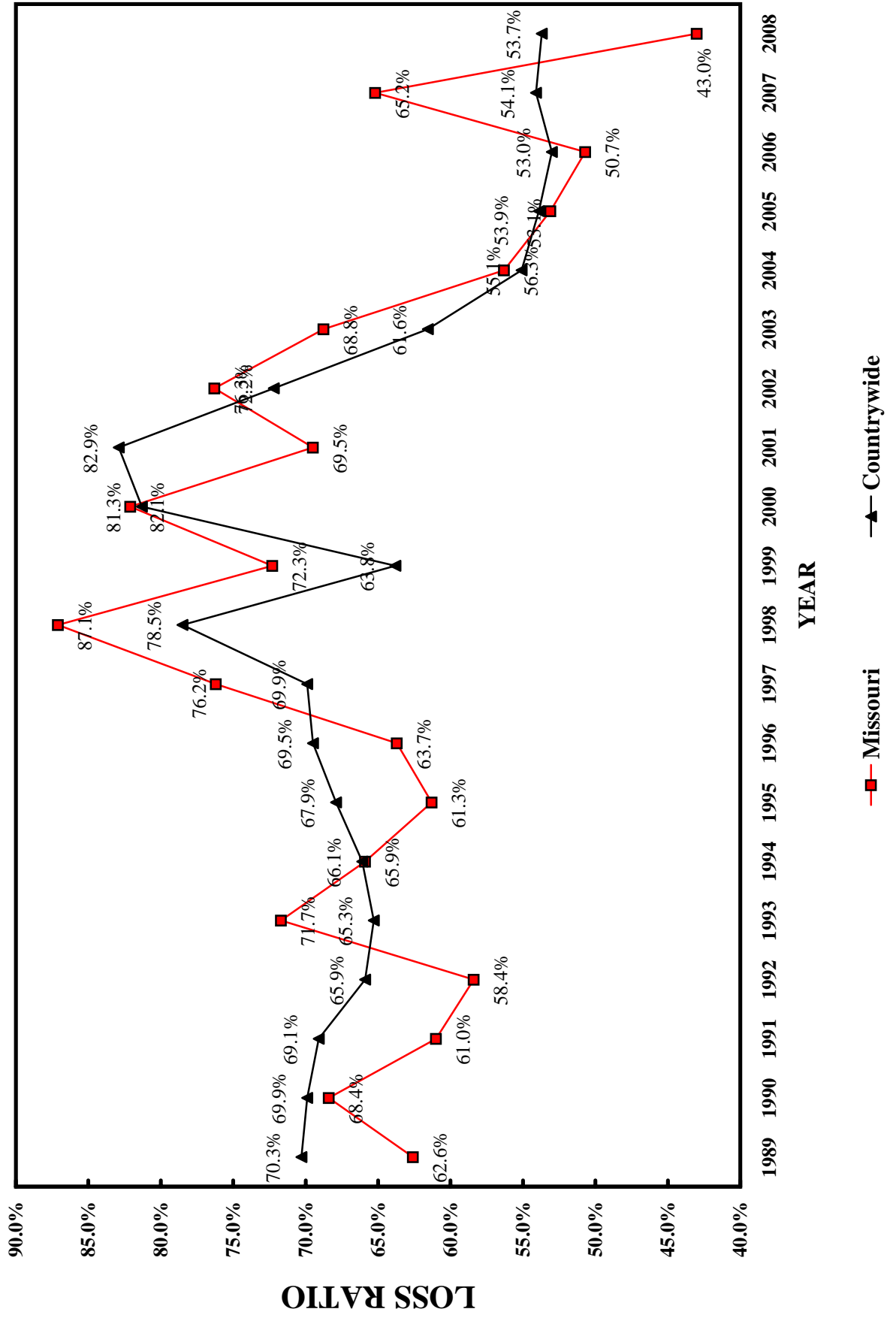
2008 MISSOURI MARKET SHARE BY COMPANY - Total Commercial Automobile Insurance

NAIC Code	Company Name	State of Domicile	2008		2007-2008		2008		2006-2007		2005-2006		2006-2008	
			Market Share	Cumulative Market Share	Written Premium	Change in Written Premium	Loss Ratio	Change in Loss Ratio	Written Premium	Change in Written Premium	Loss Ratio	Change in Loss Ratio	Written Premium	Change in Written Premium
1 11371	GREAT WEST CASUALTY COMPANY	NE	4.59%	4.59%	21,931,300	-9.95%	81.98%	-1.56%	53.63%	1.03%	73.98%	69.64%		
2 21326	EMPIRE FIRE AND MARINE INSURANCE CO	NE	3.31%	7.90%	15,786,563	-35.00%	135.77%	-76.45%	178.62%	39.04%	23.63%	63.65%		
3 10677	CINCINNATI INSURANCE COMPANY THE	OH	2.81%	10.71%	13,428,714	3.82%	65.87%	2.89%	56.64%	6.18%	50.75%	57.88%		
4 10804	CONTINENTAL WESTERN INSURANCE COMPANY	IA	2.79%	13.50%	13,323,249	-8.29%	43.84%	-4.66%	68.29%	-1.45%	51.18%	54.56%		
5 21180	SENTRY SELECT INSURANCE COMPANY	WI	2.75%	16.25%	13,129,816	-3.02%	58.30%	-4.93%	68.34%	-5.65%	85.04%	71.17%		
6 25178	STATE FARM MUTUAL AUTOMOBILE INSURANCE COMPANY	IL	2.62%	18.86%	12,489,393	-7.43%	77.35%	-53.68%	57.67%	2.03%	60.28%	63.62%		
7 22667	ACE AMERICAN INSURANCE COMPANY	PA	2.61%	21.47%	12,464,641	104.63%	33.30%	34.65%	21.78%	15.99%	33.63%	30.00%		
8 23787	NATIONWIDE MUTUAL INSURANCE COMPANY	OH	2.49%	23.97%	11,895,307	-15.71%	41.73%	-14.10%	48.27%	0.17%	65.30%	52.55%		
9 19275	AMERICAN FAMILY MUTUAL INSURANCE COMPANY	WI	2.35%	26.32%	11,235,073	1.14%	83.28%	-0.06%	71.41%	3.67%	58.32%	71.07%		
10 25674	TRAVELERS PROPERTY CASUALTY COMPANY OF AMERICA	CT	2.11%	28.43%	10,073,286	-9.45%	4.32%	-7.62%	43.42%	-13.07%	49.34%	34.18%		
11 10194	ARTISAN AND TRUCKERS CASUALTY COMPANY	WI	2.10%	30.53%	10,042,974	7786.49%	73.46%	0.00%	6.91%	0.00%	0.00%	73.43%		
12 36463	DISCOVER PROPERTY AND CASUALTY INSURANCE COMPANY	IL	1.76%	32.29%	8,411,837	327.82%	-367.56%	-60.78%	2964.65%	1.10%	198.33%	22.55%		
13 11770	UNITED FINANCIAL CASUALTY COMPANY	OH	1.72%	34.01%	8,194,640	-30.44%	35.84%	-35.29%	53.65%	133.79%	48.28%	47.35%		
14 32700	OWNERS INSURANCE COMPANY	OH	1.66%	35.67%	7,948,314	0.57%	37.88%	9.60%	82.99%	30.23%	60.28%	60.14%		
15 23035	LIBERTY MUTUAL FIRE INSURANCE COMPANY	WI	1.65%	37.32%	7,860,527	4.42%	43.90%	-20.16%	29.41%	-9.49%	87.41%	54.30%		
16 24015	NORTHLAND INSURANCE COMPANY	MN	1.53%	38.85%	7,293,577	-24.60%	53.77%	47.92%	73.42%	-1.17%	48.08%	59.14%		
17 14184	ACUIY A MUTUAL INSURANCE COMPANY	WI	1.52%	40.37%	7,255,849	0.01%	39.17%	4.41%	38.39%	31.18%	47.19%	41.39%		
18 13021	UNITED FIRE AND CASUALTY COMPANY	IA	1.52%	41.88%	7,248,433	3.17%	50.63%	3.60%	48.31%	0.76%	72.44%	56.86%		
19 21172	VANLINER INSURANCE COMPANY	MO	1.48%	43.34%	6,958,456	-5.88%	29.34%	-7.80%	56.85%	7.81%	37.73%	41.57%		
20 19429	INSURANCE COMPANY OF THE STATE OF PENNSYLVANIA	PA	1.45%	44.79%	6,913,295	87.74%	185.11%	2541.18%	51.81%	15.32%	173.90%	127.59%		
21 18058	PHILADELPHIA INDEMNITY INSURANCE COMPANY	PA	1.43%	46.22%	6,848,618	17.16%	21.71%	1333.04%	12.40%	33.60%	83.34%	20.49%		
22 16535	ZURICH AMERICAN INSURANCE COMPANY	NY	1.42%	47.64%	6,784,136	4.26%	114.62%	-30.64%	115.73%	-7.65%	45.84%	86.86%		
23 41181	UNIVERSAL UNDERWRITERS INS CO	KS	1.42%	49.06%	6,780,938	-2.87%	97.90%	-14.21%	48.41%	-15.79%	80.42%	75.58%		
24 10510	CAROLINA CASUALTY INSURANCE COMPANY	IA	1.42%	50.48%	6,767,750	-7.60%	61.27%	-7.96%	69.55%	-14.33%	84.88%	72.53%		
25 10204	CONSUMERS INSURANCE USA INC	TN	1.27%	51.75%	6,080,186	0.08%	54.39%	3.01%	29.22%	20.80%	62.72%	48.31%		
26 18988	AUTO OWNERS INSURANCE COMPANY	MI	1.19%	52.94%	5,680,441	-14.64%	77.39%	-10.50%	48.87%	-7.98%	60.74%	61.69%		
27 25615	CHARTER OAK FIRE INSURANCE CO THE	CT	1.13%	54.07%	5,385,509	2.59%	42.15%	20.30%	37.68%	25.34%	113.13%	60.58%		
28 22012	MOTORS INSURANCE CORPORATION	MI	1.07%	55.14%	5,130,888	3.45%	62.46%	11.12%	41.64%	3.53%	320.71%	134.56%		
29 13935	FEDERATED MUTUAL INSURANCE COMPANY	MN	1.06%	56.20%	5,052,887	-4.76%	5.77%	-17.67%	23.52%	-12.22%	16.77%	15.78%		
30 16551	SAVERS PROPERTY & CASUALTY INSURANCE COMPANY	MO	1.03%	57.23%	4,909,837	-2.57%	40.84%	44.37%	31.18%	1866.40%	23.17%	34.23%		
31 24414	GENERAL CASUALTY COMPANY OF WISCONSIN	WI	0.99%	58.22%	4,743,047	-5.25%	49.93%	-1.37%	40.24%	-0.32%	60.90%	50.49%		
32 32620	NATIONAL INTERSTATE INSURANCE COMPANY	OH	0.90%	59.13%	4,311,744	-15.58%	114.11%	-6.48%	-7.61%	-6.61%	76.64%	61.54%		
33 22543	SECURA INSURANCE A MUTUAL COMPANY	WI	0.86%	59.99%	4,125,881	3.29%	46.53%	8.11%	76.11%	7.61%	41.56%	54.80%		
34 26859	FARM BUREAU TOWN & COUNTRY INS CO OF MO	MO	0.84%	60.83%	4,015,306	1.02%	33.65%	2.71%	42.43%	-0.33%	51.30%	42.34%		
35 26344	GREAT AMERICAN ASSURANCE COMPANY	OH	0.82%	61.65%	3,931,066	99.93%	34.03%	-40.02%	75.97%	-15.44%	34.40%	44.52%		
Subtotals - Largest 35 Companies			61.65%		294,433,478	1.57%	48.47%	34.81%	73.26%	-10.64%	55.43%	58.69%		
Subtotals - All Other Companies			38.35%		183,116,785	-11.06%	47.55%	4.38%	42.94%	11.05%	58.41%	49.88%		
Totals - All Companies			100.00%		477,550,263	-3.68%	48.11%	22.18%	60.62%	-2.95%	56.51%	55.25%		

2008 MISSOURI MARKET SHARE BY GROUP - Total Commercial Automobile Insurance

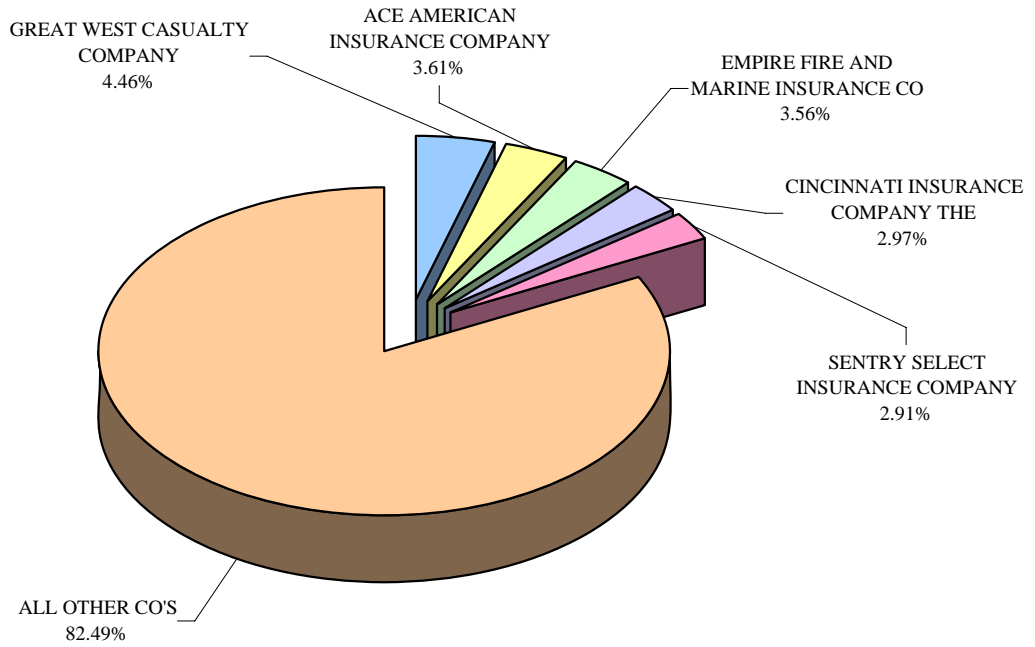
NAIC Code	Group Name	2008		2007-2008		2008		2007-2008		2008		2006-2007		2007		2005-2006		2006		2006-2008	
		Market Share	Cumulative Market Share	Written Premium	Change in Written Premium	Loss Ratio	Change in Written Premium	Loss Ratio	Change in Written Premium	Loss Ratio	Change in Written Premium	Loss Ratio	Change in Written Premium	Loss Ratio	Change in Written Premium	Loss Ratio	Change in Written Premium	Loss Ratio	Change in Written Premium	Loss Ratio	Change in Written Premium
1 3548	Travelers Grp	8.36%	8.36%	39,900,265	10.08%	-64.03%	2.36%	118.06%	-5.32%	67.46%	34.04%										
2 0212	ZURICH INS GRP	7.82%	16.17%	37,322,475	-14.60%	111.66%	-65.80%	129.83%	27.04%	30.18%	66.71%										
3 0111	LIBERTY MUT GRP	6.37%	22.54%	30,419,543	-7.41%	63.87%	-10.28%	47.41%	-6.71%	54.57%	55.10%										
4 0150	OLD REPUBLIC GRP	5.20%	27.74%	24,853,907	-10.83%	75.89%	-2.23%	53.38%	-0.09%	77.85%	68.93%										
5 0140	NATIONWIDE CORP GRP	4.44%	32.19%	21,208,657	-9.54%	44.08%	-1.25%	51.36%	5.18%	69.76%	55.17%										
6 0098	WR Berkley Corp GRP	4.28%	36.47%	20,451,063	-7.92%	49.00%	-5.42%	68.63%	-6.45%	62.33%	60.27%										
7 0155	PROGRESSIVE GRP	3.75%	40.22%	17,921,437	11.77%	51.03%	-11.57%	57.83%	-9.39%	44.17%	50.71%										
8 0169	SENTRY INS GRP	3.08%	43.30%	14,712,464	-3.62%	57.45%	-5.10%	66.93%	-3.91%	86.99%	71.06%										
9 0176	STATE FARM GRP	2.87%	46.17%	13,714,165	-8.27%	64.82%	-52.97%	66.81%	2.23%	59.00%	62.31%										
10 0280	AUTO OWNERS GRP	2.85%	49.03%	13,628,755	-6.38%	55.10%	-0.61%	66.82%	7.56%	60.53%	60.89%										
11 0626	Ace Ltd Grp	2.85%	51.88%	13,623,951	74.50%	23.98%	17.73%	10.37%	8.04%	15.98%	17.69%										
12 0244	CINCINNATI FIN GRP	2.81%	54.69%	13,428,714	3.82%	65.87%	2.89%	56.64%	6.18%	50.75%	57.88%										
13 0012	AMERICAN INTL GRP	2.71%	57.40%	12,929,315	-4.99%	82.46%	5.15%	38.51%	-5.65%	42.54%	52.76%										
14 0473	AMERICAN FAMILY INS GRP	2.36%	59.76%	11,256,365	1.09%	83.30%	-0.06%	71.28%	3.66%	58.25%	71.00%										
15 0091	HARTFORD FIRE & CAS GRP	2.19%	61.94%	10,446,760	-2.03%	12.81%	7.27%	32.67%	-6.28%	85.28%	43.77%										
16 0084	American Financial Grp	1.92%	63.87%	9,179,850	11.73%	78.57%	-15.80%	19.97%	-8.24%	66.65%	57.10%										
17 0248	UNITED FIRE & CAS GRP	1.92%	65.79%	9,161,874	0.43%	55.61%	2.54%	52.48%	0.25%	65.19%	57.67%										
18 0796	QBE INS GRP	1.59%	67.38%	7,603,433	4.04%	56.67%	20.83%	39.06%	-1.20%	50.35%	48.97%										
19 0031	BERKSHIRE HATHAWAY GRP	1.53%	68.91%	7,304,726	-13.74%	12.15%	-27.86%	39.74%	-16.51%	42.74%	33.87%										
20 14184	ACUITY A MUTUAL INSURANCE COMPANY	1.52%	70.43%	7,255,849	0.01%	39.17%	4.41%	38.39%	31.18%	47.19%	41.39%										
21 21172	VANLINER INSURANCE COMPANY	1.46%	71.88%	6,958,456	-5.88%	29.34%	-7.80%	56.85%	7.81%	37.73%	41.57%										
22 0007	FEDERATED MUT GRP	1.45%	73.33%	6,917,016	-6.06%	17.09%	-10.03%	25.88%	-8.76%	33.71%	26.16%										
23 0225	IAT Reins Co Grp	1.44%	74.78%	6,889,604	-27.03%	93.87%	-24.86%	75.89%	-2.47%	88.85%	85.56%										
24 0677	Philadelphia Consolidated Holding Grp	1.43%	76.21%	6,848,618	17.16%	21.71%	1333.04%	12.40%	33.60%	83.34%	20.49%										
25 0218	CNA INS GRP	1.32%	77.53%	6,307,293	-17.24%	92.51%	6.79%	14.68%	-3.10%	27.96%	43.50%										
26 10204	CONSUMERS INSURANCE USA INC	1.27%	78.80%	6,080,186	0.08%	54.39%	3.01%	29.22%	20.80%	62.72%	48.31%										
27 0123	SHELTER INS GRP	1.24%	80.04%	5,915,569	-2.49%	49.97%	5.26%	51.03%	0.81%	45.95%	49.01%										
28 0748	Meadowbrook Ins Grp	1.09%	81.13%	5,192,350	-0.15%	42.42%	42.99%	31.93%	795.33%	24.74%	35.40%										
29 0079	GMAC INS HOLDING GRP	1.08%	82.21%	5,178,119	2.65%	61.79%	16.41%	41.13%	-19.52%	280.73%	128.03%										
30 0124	AMERISURE CO GRP	1.00%	83.22%	4,789,951	-3.34%	50.90%	-11.91%	49.52%	-5.98%	43.39%	47.67%										
31 0096	Secura Ins Grp	0.86%	84.08%	4,125,881	3.29%	46.53%	8.11%	76.11%	7.57%	41.56%	54.79%										
32 0062	EMC INS CO GRP	0.84%	84.92%	4,016,951	10.57%	47.59%	1.74%	100.70%	-5.28%	32.82%	60.04%										
33 0514	MISSOURI FARM BUREAU GRP	0.84%	85.76%	4,015,306	1.02%	33.65%	2.71%	42.43%	-0.33%	51.30%	42.34%										
34 0807	COLUMBIA INS GRP	0.66%	86.43%	3,168,565	-7.95%	50.77%	0.64%	53.58%	-0.31%	57.17%	53.88%										
35 0262	CANAL GRP	0.62%	87.05%	2,973,331	-36.88%	67.88%	-7.45%	67.04%	-0.77%	66.82%	67.18%										
Subtotals - Largest 35 Groups		87.05%		415,700,764	-2.97%	48.67%	24.65%	64.67%	-4.14%	54.41%	55.85%										
Subtotals - All Other Groups		12.95%		61,849,499	-8.19%	44.35%	6.43%	35.52%	5.93%	72.07%	51.15%										
Totals - All Groups		100.00%		477,550,263	-3.68%	48.11%	22.18%	60.62%	-2.95%	56.51%	55.25%										

**COMMERCIAL AUTOMOBILE LIABILITY INSURANCE
MISSOURI/COUNTRYWIDE
LOSS RATIOS 1989-2008**

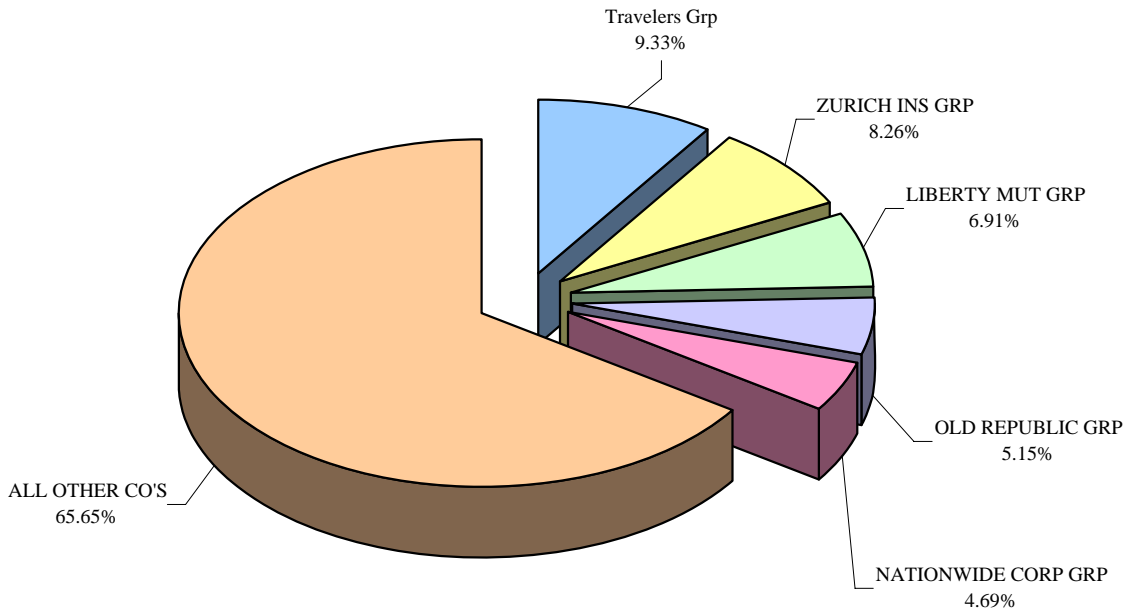


Total Commercial Automobile Liability Insurance

2008 MISSOURI MARKET SHARE BY COMPANY



2008 MISSOURI MARKET SHARE BY GROUP



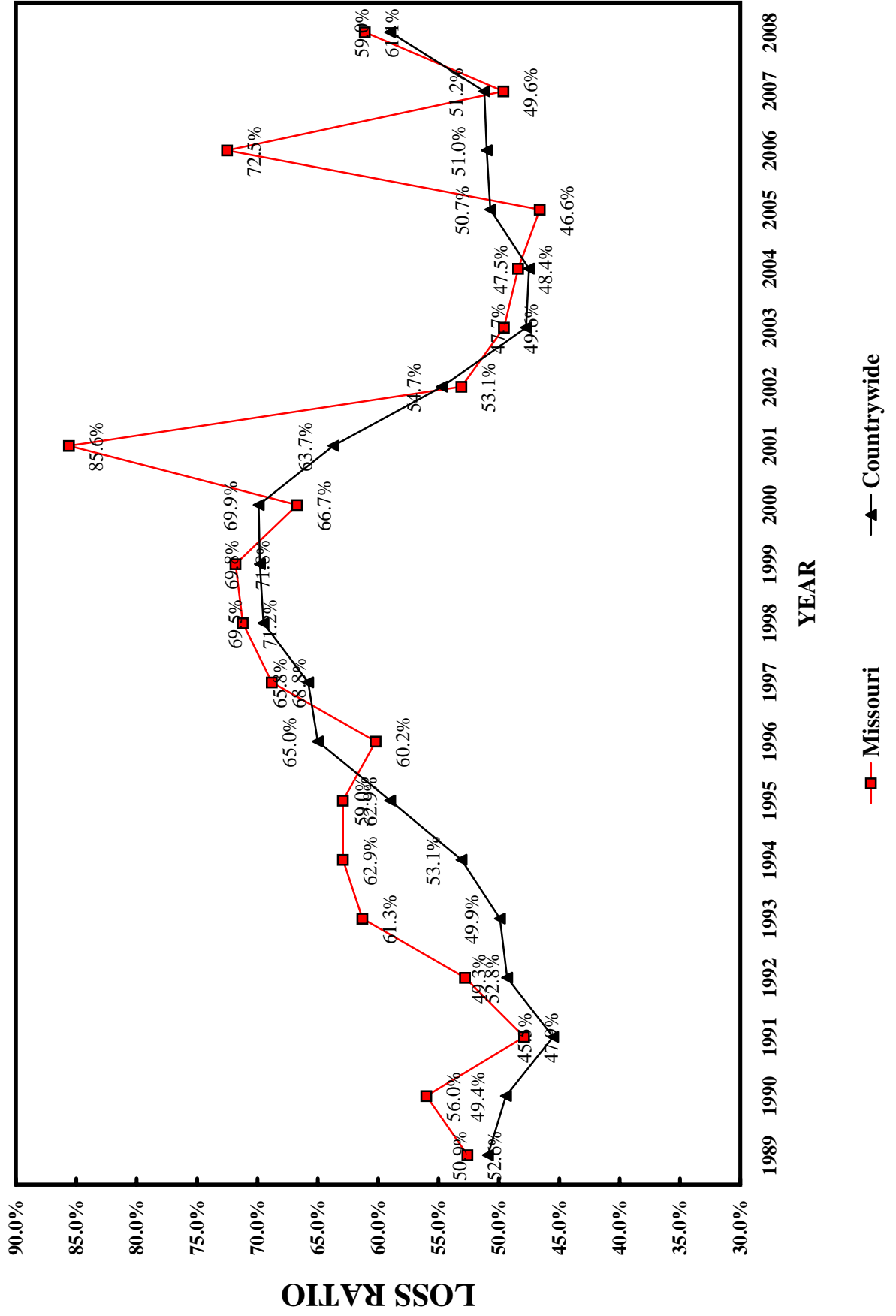
2008 MISSOURI MARKET SHARE BY COMPANY - Commercial Automobile Liability Insurance

NAIC Code	Company Name	State of Domicile	2008		2008 Cumulative Market Share	2007-2008		2008		2006-2007		2007		2005-2006		2006-2008	
			Market Share	Market Share		Change in Written Premium	Loss Ratio	Written Premium	Loss Ratio	Change in Written Premium	Loss Ratio	Change in Written Premium	Loss Ratio	Change in Written Premium	Loss Ratio		
1 11371	GREAT WEST CASUALTY COMPANY	NE	4.46%	4.46%	15,375,992	-10.52%	86.52%	15,375,992	-6.80%	52.86%	0.44%	74.34%	70.85%				
2 22667	ACE AMERICAN INSURANCE COMPANY	PA	3.61%	8.07%	12,439,080	115.44%	29.60%	37.75%	13.89%	19.95%	13.89%	35.87%	28.23%				
3 21326	EMPIRE FIRE AND MARINE INSURANCE CO	NE	3.56%	11.63%	12,263,217	-32.95%	167.16%	-81.14%	208.80%	208.80%	41.00%	19.94%	62.33%				
4 10677	CINCINNATI INSURANCE COMPANY THE	OH	2.97%	14.60%	10,229,511	5.08%	59.60%	6.94%	7.92%	58.78%	7.92%	45.79%	54.96%				
5 21180	SENTRY SELECT INSURANCE COMPANY	WI	2.91%	17.51%	10,016,954	1.28%	51.63%	-4.53%	68.78%	68.78%	-8.35%	81.63%	68.04%				
6 10804	CONTINENTAL WESTERN INSURANCE COMPANY	IA	2.59%	20.10%	8,933,629	-7.68%	35.45%	-5.65%	76.15%	76.15%	-3.75%	51.75%	54.71%				
7 23787	NATIONWIDE MUTUAL INSURANCE COMPANY	OH	2.57%	22.67%	8,854,252	-14.24%	36.27%	-11.77%	48.32%	48.32%	1.57%	74.77%	54.08%				
8 25674	TRAVELERS PROPERTY CASUALTY COMPANY OF AMERICA	CT	2.41%	25.08%	8,299,774	-8.74%	-2.64%	-7.83%	42.43%	42.43%	-15.69%	47.67%	31.27%				
9 36463	DISCOVER PROPERTY AND CASUALTY INSURANCE COMPANY	IL	2.39%	27.47%	8,241,805	1107.39%	-379.14%	-84.33%	-6221.01%	-6221.01%	-9.86%	210.95%	19.06%				
10 25178	STATE FARM MUTUAL AUTOMOBILE INSURANCE COMPANY	IL	2.26%	29.73%	7,795,568	-8.12%	84.90%	-35.25%	61.97%	61.97%	2.56%	40.96%	59.02%				
11 23035	LIBERTY MUTUAL FIRE INSURANCE COMPANY	WI	2.02%	31.75%	6,949,218	2.54%	44.50%	-22.33%	21.99%	21.99%	-11.02%	88.29%	52.76%				
12 10194	ARTISAN AND TRUCKERS CASUALTY COMPANY	WI	2.01%	33.75%	6,909,326	7501.44%	67.75%	0.00%	13.55%	13.55%	0.00%	0.00%	67.73%				
13 19429	INSURANCE COMPANY OF THE STATE OF PENNSYLVANIA	PA	1.97%	35.72%	6,785,125	86.40%	186.15%	2595.42%	52.03%	52.03%	35.32%	200.18%	127.80%				
14 19275	AMERICAN FAMILY MUTUAL INSURANCE COMPANY	WI	1.95%	37.68%	6,736,870	2.56%	104.11%	-0.76%	88.14%	88.14%	5.36%	54.68%	82.51%				
15 10510	CAROLINA CASUALTY INSURANCE COMPANY	IA	1.86%	39.53%	6,402,335	-1.99%	59.80%	-10.19%	69.05%	69.05%	-14.23%	88.60%	73.29%				
16 16535	ZURICH AMERICAN INSURANCE COMPANY	NY	1.73%	41.27%	5,974,438	11.96%	121.29%	-32.32%	132.08%	132.08%	-5.80%	49.60%	95.37%				
17 11770	UNITED FINANCIAL CASUALTY COMPANY	OH	1.65%	42.92%	5,701,859	-29.91%	25.89%	-38.51%	50.44%	50.44%	125.83%	46.01%	43.09%				
18 13021	UNITED FIRE AND CASUALTY COMPANY	IA	1.62%	44.55%	5,592,972	3.27%	44.56%	4.24%	46.78%	46.78%	3.54%	63.09%	51.15%				
19 18058	PHILADELPHIA INDEMNITY INSURANCE COMPANY	PA	1.60%	46.15%	5,516,426	15.61%	19.33%	1398.44%	13.83%	13.83%	18.07%	18.20%	17.38%				
20 14184	ACUITY A MUTUAL INSURANCE COMPANY	WI	1.49%	47.64%	5,146,101	-3.61%	35.13%	8.76%	28.28%	28.28%	33.08%	35.56%	32.84%				
21 24015	NORTHLAND INSURANCE COMPANY	MN	1.35%	48.99%	4,641,575	-24.72%	46.47%	42.67%	92.84%	92.84%	-2.06%	34.59%	59.47%				
22 32700	OWNERS INSURANCE COMPANY	OH	1.34%	50.33%	4,622,716	-0.28%	27.09%	9.73%	117.05%	117.05%	29.39%	47.44%	64.46%				
23 25615	CHARTER OAK FIRE INSURANCE CO THE	CT	1.23%	51.56%	4,252,086	2.85%	35.49%	16.54%	36.37%	36.37%	28.51%	113.56%	57.97%				
24 41181	UNIVERSAL UNDERWRITERS INS CO	KS	1.13%	52.69%	3,895,161	3.74%	94.23%	-10.46%	53.94%	53.94%	-11.03%	59.86%	69.34%				
25 13935	FEDERATED MUTUAL INSURANCE COMPANY	MN	1.12%	53.81%	3,862,166	-5.09%	-5.79%	-16.57%	18.00%	18.00%	-10.14%	11.40%	8.58%				
26 18988	AUTO OWNERS INSURANCE COMPANY	MI	1.08%	54.89%	3,722,498	-9.43%	95.58%	-14.05%	56.75%	56.75%	-7.84%	55.22%	67.63%				
27 32620	NATIONAL INTERSTATE INSURANCE COMPANY	OH	1.03%	55.93%	3,565,115	-19.07%	119.37%	-8.42%	-11.04%	-11.04%	-7.04%	79.52%	62.47%				
28 24414	GENERAL CASUALTY COMPANY OF WISCONSIN	WI	1.02%	56.95%	3,521,927	-7.26%	46.14%	-1.11%	34.16%	34.16%	2.93%	64.57%	48.43%				
29 21172	VANLINER INSURANCE COMPANY	MO	0.94%	57.89%	3,236,163	-5.53%	31.69%	15.37%	73.76%	73.76%	-2.39%	40.05%	48.59%				
30 10204	CONSUMERS INSURANCE USA INC	TN	0.94%	58.83%	3,228,442	3.71%	39.68%	3.45%	24.65%	24.65%	20.25%	29.55%	31.47%				
31 22543	SECURA INSURANCE A MUTUAL COMPANY	WI	0.92%	59.74%	3,163,521	-0.03%	35.85%	7.85%	71.87%	71.87%	10.02%	28.51%	45.67%				
32 16551	SAVERS PROPERTY & CASUALTY INSURANCE COMPANY	MO	0.83%	60.57%	2,853,661	-2.68%	46.96%	42.23%	29.41%	29.41%	2022.73%	24.61%	36.34%				
33 34630	OAK RIVER INSURANCE COMPANY	NE	0.70%	61.27%	2,416,474	-8.81%	35.98%	-19.88%	63.55%	63.55%	-12.74%	40.60%	46.76%				
34 19100	AMCO INSURANCE COMPANY	IA	0.70%	61.97%	2,395,812	42.63%	21.79%	3.36%	153.17%	153.17%	1.24%	14.64%	57.65%				
35 23515	MIDWESTERN INDEMNITY COMPANY THE	OH	0.66%	62.63%	2,290,806	-21.44%	137.32%	7.69%	49.96%	49.96%	19.20%	50.38%	77.95%				
Subtotals - Largest 35 Companies			62.63%	215,832,575	4.42%	44.87%	43.13%	83.08%	-11.93%	47.24%	56.94%						
Subtotals - All Other Companies			37.37%	128,766,601	-10.46%	39.92%	4.49%	39.80%	11.09%	57.51%	46.12%						
Totals - All Companies			100.00%	344,599,176	-1.69%	42.95%	27.28%	65.22%	-4.17%	50.77%	52.85%						

2008 MISSOURI MARKET SHARE BY GROUP - Commercial Automobile Liability Insurance

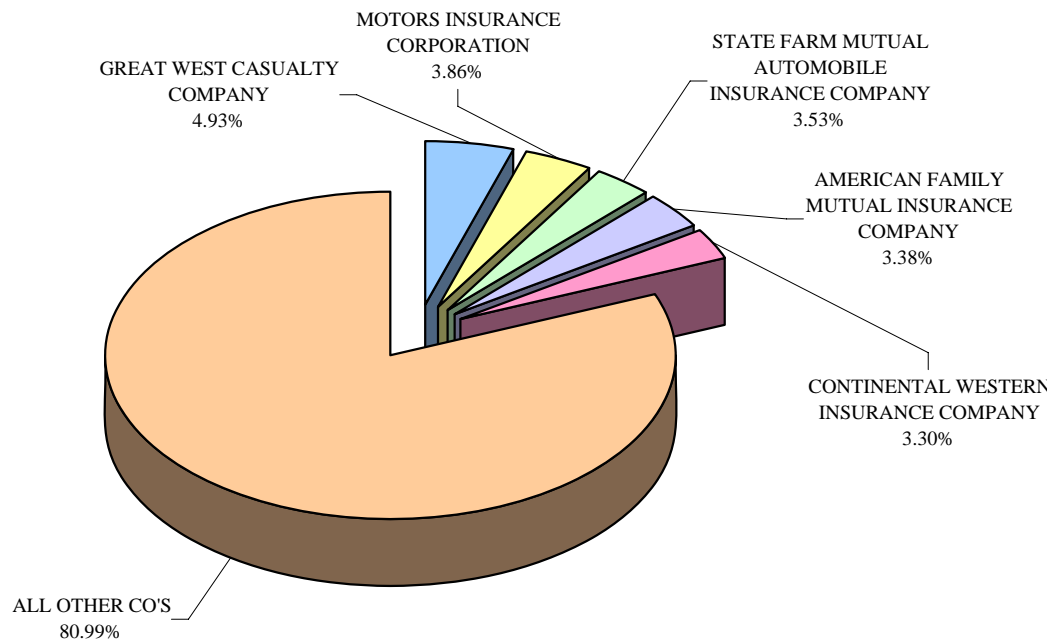
NAIC Code	Group Name	2008		2007-2008		2008		2007-2008		2008		2006-2007		2005-2006		2006-2008	
		Market Share	Cumulative Market Share	Written Premium	Change in Written Premium	Loss Ratio	Change in Loss Ratio	Written Premium	Change in Written Premium	Loss Ratio	Change in Loss Ratio	Written Premium	Change in Written Premium	Loss Ratio	Change in Loss Ratio	Written Premium	Change in Written Premium
1 3548	Travelers Grp	9.33%	9.33%	32,155,905	22.13%	-93.00%	-4.84%	148.43%	-7.74%	64.76%	27.78%						
2 0212	ZURICH INS GRP	8.26%	17.59%	28,476,181	-10.15%	125.95%	-72.26%	155.18%	31.96%	24.52%	66.05%						
3 0111	LIBERTY MUT GRP	6.91%	24.51%	23,820,741	-9.22%	61.88%	-10.76%	43.01%	-6.47%	56.16%	53.53%						
4 0150	OLD REPUBLIC GRP	5.15%	29.66%	17,747,088	-11.96%	77.82%	-6.59%	52.73%	-0.20%	79.84%	70.02%						
5 0140	NATIONWIDE CORP GRP	4.69%	34.35%	16,163,231	-8.45%	39.86%	-0.61%	51.88%	6.17%	75.53%	55.80%						
6 0098	WR Berkley Corp GRP	4.53%	38.88%	15,623,649	-5.26%	44.74%	-7.23%	73.15%	-8.51%	66.44%	61.91%						
7 0626	Ace Ltd Grp	3.91%	42.79%	13,458,272	84.30%	21.02%	19.09%	7.13%	7.26%	16.13%	15.61%						
8 0155	PROGRESSIVE GRP	3.59%	46.38%	12,376,961	10.76%	41.96%	-15.27%	56.57%	-12.39%	40.45%	45.95%						
9 0012	AMERICAN INTL GRP	3.56%	49.94%	12,274,296	-8.66%	79.91%	27.89%	33.03%	-4.14%	40.13%	49.86%						
10 0169	SENTRY INS GRP	3.28%	53.22%	11,296,424	-0.02%	44.10%	-4.77%	65.87%	-5.91%	83.35%	65.26%						
11 0244	CINCINNATI FIN GRP	2.97%	56.19%	10,229,511	5.08%	59.60%	6.94%	58.78%	7.92%	45.79%	54.96%						
12 0176	STATE FARM GRP	2.50%	58.69%	8,620,570	-9.00%	64.17%	-35.39%	77.87%	2.68%	39.96%	57.51%						
13 0280	AUTO OWNERS GRP	2.42%	61.11%	8,345,214	-4.58%	58.55%	-2.90%	87.44%	6.54%	51.85%	66.06%						
14 0091	HARTFORD FIRE & CAS GRP	2.42%	63.53%	8,345,170	-2.54%	0.59%	14.11%	28.92%	-8.94%	93.48%	40.61%						
15 0248	UNITED FIRE & CAS GRP	2.04%	65.58%	7,042,701	0.44%	52.21%	3.49%	53.48%	3.12%	54.71%	53.44%						
16 0473	AMERICAN FAMILY INS GRP	1.96%	67.53%	6,737,241	2.56%	104.11%	-0.76%	88.14%	5.36%	54.68%	82.51%						
17 0796	QBE INS GRP	1.64%	69.18%	5,667,661	5.23%	45.74%	19.55%	34.44%	0.18%	48.53%	42.83%						
18 0677	Philadelphia Consolidated Holding Grp	1.60%	70.78%	5,516,426	15.61%	19.33%	1398.44%	13.83%	18.07%	18.20%	17.38%						
19 0084	American Financial Grp	1.56%	72.34%	5,380,298	2.37%	99.11%	-9.99%	-3.85%	-7.77%	73.96%	57.85%						
20 0031	BERKSHIRE HATHAWAY GRP	1.54%	73.87%	5,290,757	-15.03%	-2.88%	-29.26%	40.45%	-16.11%	44.07%	30.91%						
21 0007	FEDERATED MUT GRP	1.52%	75.39%	5,236,193	-5.69%	5.57%	-10.08%	22.21%	-7.49%	9.77%	12.60%						
22 14184	ACUITY A MUTUAL INSURANCE COMPANY	1.49%	76.89%	5,146,101	-3.61%	35.13%	8.76%	28.28%	33.08%	35.56%	32.84%						
23 0218	CNA INS GRP	1.47%	78.36%	5,067,269	-17.75%	86.81%	-0.49%	6.64%	-3.00%	24.28%	37.08%						
24 0225	IAT Reins Co Grp	1.44%	79.80%	4,977,423	-27.04%	96.87%	-28.27%	80.96%	-2.95%	91.43%	89.09%						
25 0123	SHELTER INS GRP	1.06%	80.87%	3,669,134	-0.84%	55.25%	3.96%	57.03%	0.26%	31.94%	48.17%						
26 0124	AMERISURE CO GRP	1.06%	81.93%	3,651,118	-2.76%	46.06%	-11.41%	55.75%	-3.55%	42.08%	47.69%						
27 21172	VANLINER INSURANCE COMPANY	0.94%	82.86%	3,236,163	-5.53%	31.69%	15.37%	73.76%	-2.39%	40.05%	48.59%						
28 10204	CONSUMERS INSURANCE USA INC	0.94%	83.80%	3,228,442	3.71%	39.68%	3.45%	24.65%	20.25%	29.55%	31.47%						
29 0096	Secura Ins Grp	0.92%	84.72%	3,163,521	-0.03%	35.85%	7.85%	71.87%	9.98%	28.50%	45.67%						
30 0748	Meadowbrook Ins Grp	0.89%	85.61%	3,052,498	0.22%	45.51%	39.84%	30.41%	707.06%	24.61%	36.04%						
31 0062	EMC INS CO GRP	0.87%	86.47%	2,983,599	12.71%	42.54%	0.68%	113.09%	-2.12%	29.02%	61.15%						
32 1326	KINGSWAY GRP	0.70%	87.17%	2,399,809	-54.56%	29.45%	-28.31%	50.28%	-14.17%	102.62%	70.67%						
33 0262	CANAL GRP	0.66%	87.83%	2,266,822	-39.18%	75.01%	-0.69%	70.54%	1.33%	71.17%	72.02%						
34 0514	MISSOURI FARM BUREAU GRP	0.64%	88.47%	2,222,212	2.66%	18.08%	0.02%	41.04%	1.59%	48.23%	35.61%						
35 0807	COLUMBIA INS GRP	0.62%	89.09%	2,147,526	-11.07%	41.38%	0.75%	56.62%	0.99%	52.70%	50.43%						
Subtotals - Largest 35 Groups		89.09%		307,016,127	-2.17%	43.05%	29.76%	69.57%	-5.11%	48.52%	53.29%						
Subtotals - All Other Groups		10.91%		37,583,049	2.47%	42.10%	6.03%	29.45%	5.65%	74.22%	48.87%						
Totals - All Groups		100.00%		344,599,176	-1.69%	42.95%	27.28%	65.22%	-4.17%	50.77%	52.85%						

COMMERCIAL AUTOMOBILE PHYSICAL DAMAGE INSURANCE MISSOURI/COUNTRYWIDE LOSS RATIOS 1989-2008

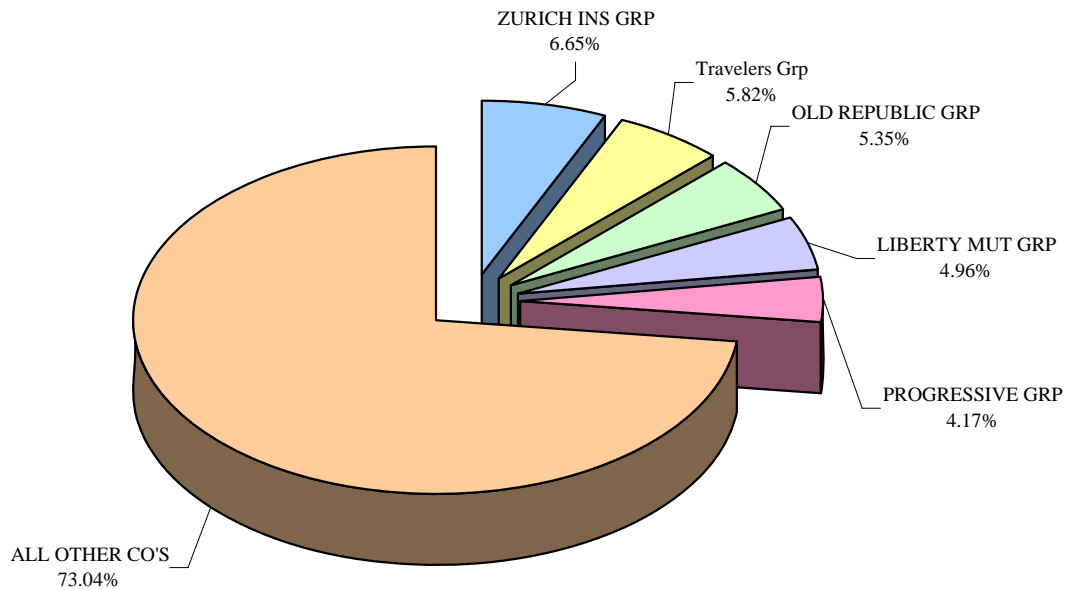


Total Commercial Automobile Physical Damage Insurance

2008 MISSOURI MARKET SHARE BY COMPANY



2008 MISSOURI MARKET SHARE BY GROUP



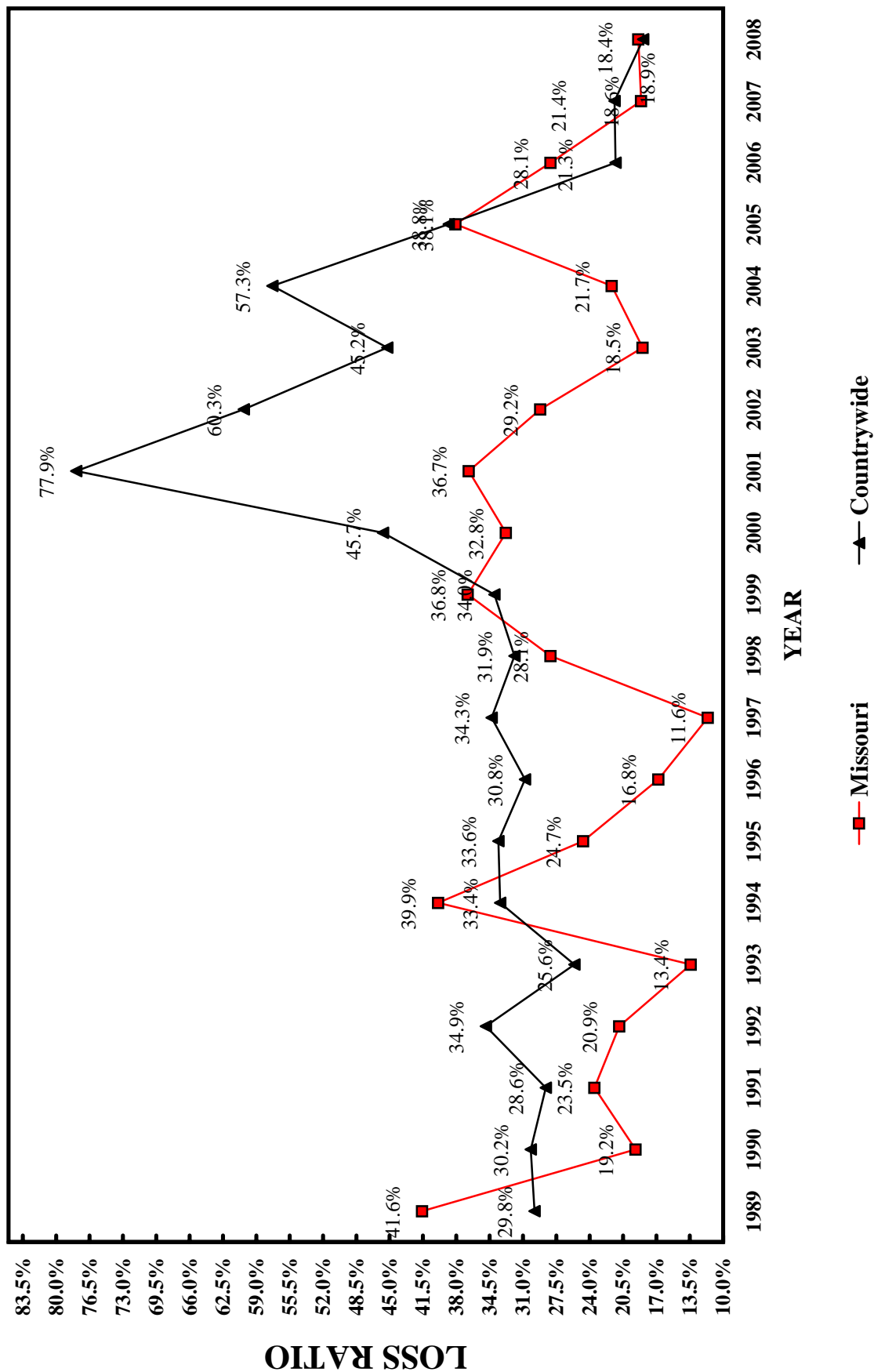
2008 MISSOURI MARKET SHARE BY COMPANY - Commercial Automobile Physical Damage Insurance

NAIC Code	Company Name	State of Domicile	2008		2008 Cumulative Market Share	2007-2008		2006-2007		2005-2006		2006-2008 Loss Ratio
			2008 Market Share	2008 Written Premium		Change in Written Premium	Loss Ratio	Change in Written Premium	Loss Ratio	Change in Written Premium	Loss Ratio	
1 11371	GREAT WEST CASUALTY COMPANY	NE	4.93%	6,555,308	4.93%	-8.57%	71.17%	13.77%	55.64%	2.81%	72.90%	66.42%
2 22012	MOTORS INSURANCE CORPORATION	MI	3.86%	5,130,881	8.79%	3.45%	62.46%	11.12%	41.64%	3.53%	320.72%	134.56%
3 25178	STATE FARM MUTUAL AUTOMOBILE INSURANCE COMPANY	IL	3.53%	4,693,825	12.32%	-6.26%	64.66%	-68.75%	50.36%	1.60%	76.19%	68.94%
4 19275	AMERICAN FAMILY MUTUAL INSURANCE COMPANY	WI	3.38%	4,498,203	15.70%	-0.92%	52.35%	0.97%	47.07%	1.28%	63.61%	54.32%
5 10804	CONTINENTAL WESTERN INSURANCE COMPANY	IA	3.30%	4,389,620	19.01%	-9.52%	60.78%	-2.62%	52.37%	3.67%	50.00%	54.24%
6 21172	VANLINER INSURANCE COMPANY	MO	2.80%	3,722,293	21.81%	-6.19%	27.42%	-21.42%	44.78%	14.87%	36.25%	36.53%
7 21326	EMPIRE FIRE AND MARINE INSURANCE CO	NE	2.65%	3,523,346	24.46%	-41.23%	44.55%	-2.78%	85.11%	14.08%	84.78%	74.01%
8 32700	OWNERS INSURANCE COMPANY	OH	2.50%	3,325,598	26.96%	1.77%	52.90%	9.41%	34.31%	31.44%	78.56%	54.03%
9 10677	CINCINNATI INSURANCE COMPANY THE	OH	2.41%	3,199,203	29.36%	-0.02%	85.90%	-7.74%	50.50%	1.88%	63.11%	66.16%
10 10194	ARTISAN AND TRUCKERS CASUALTY COMPANY	WI	2.36%	3,133,648	31.72%	8497.35%	85.82%	0.00%	-0.08%	0.00%	0.00%	85.76%
11 21180	SENTRY SELECT INSURANCE COMPANY	WI	2.34%	3,112,862	34.06%	-14.70%	77.32%	-6.00%	67.19%	2.39%	94.63%	79.84%
12 23787	NATIONWIDE MUTUAL INSURANCE COMPANY	OH	2.29%	3,041,055	36.35%	-19.73%	57.28%	-19.89%	48.14%	-3.12%	42.99%	48.61%
13 41181	UNIVERSAL UNDERWRITERS INS CO	KS	2.17%	2,885,777	38.52%	-10.56%	102.84%	-18.20%	41.98%	-20.32%	102.00%	82.88%
14 10204	CONSUMERS INSURANCE USA INC	TN	2.14%	2,851,744	40.66%	-3.73%	70.17%	2.55%	34.03%	21.38%	97.63%	66.17%
15 24015	NORTHLAND INSURANCE COMPANY	MN	1.99%	2,652,002	42.66%	-24.38%	66.35%	58.14%	38.03%	0.62%	74.84%	58.53%
16 24813	BALBOA INSURANCE COMPANY	CA	1.93%	2,566,733	44.59%	-13.58%	50.83%	28.91%	43.24%	-3.86%	57.11%	50.16%
17 26344	GREAT AMERICAN ASSURANCE COMPANY	OH	1.92%	2,557,526	46.51%	89.03%	44.29%	-44.56%	92.19%	-19.09%	51.41%	58.46%
18 10499	DAILMERCHELYSLER INSURANCE COMPANY	MI	1.90%	2,531,623	48.42%	-3.34%	40.15%	17.41%	11.54%	-10.21%	234.47%	88.16%
19 11770	UNITED FINANCIAL CASUALTY COMPANY	OH	1.87%	2,492,781	50.29%	-31.62%	58.10%	-26.74%	61.35%	157.95%	54.67%	58.04%
20 14184	ACUITY A MUTUAL INSURANCE COMPANY	WI	1.59%	2,109,748	51.88%	10.09%	49.65%	-6.07%	65.47%	26.84%	74.63%	63.16%
21 16551	SAVERS PROPERTY & CASUALTY INSURANCE COMPANY	MO	1.55%	2,056,176	53.43%	-2.42%	32.28%	47.46%	33.66%	1677.55%	21.07%	31.27%
22 18988	AUTO OWNERS INSURANCE COMPANY	MI	1.47%	1,957,943	54.90%	-23.06%	45.09%	-4.11%	35.46%	-8.22%	70.78%	51.21%
23 26859	FARM BUREAU TOWN & COUNTRY INS CO OF MO	MO	1.35%	1,793,094	56.25%	-0.93%	52.84%	6.12%	44.10%	-2.66%	55.15%	50.64%
24 25674	TRAVELERS PROPERTY CASUALTY COMPANY OF AMERICA	CT	1.33%	1,773,512	57.58%	-12.65%	35.60%	-6.65%	47.70%	1.16%	57.82%	47.65%
25 13021	UNITED FIRE AND CASUALTY COMPANY	IA	1.25%	1,655,461	58.83%	2.86%	71.51%	1.52%	53.47%	-7.38%	101.01%	75.61%
26 18058	PHILADELPHIA INDEMNITY INSURANCE COMPANY	PA	1.00%	1,332,192	59.83%	24.05%	31.76%	1100.29%	6.11%	151.27%	303.18%	33.66%
27 23361	SHELTER GENERAL INSURANCE COMPANY	MO	0.97%	1,291,158	60.80%	3.57%	29.90%	4.52%	28.08%	2.24%	31.08%	29.67%
28 24414	GENERAL CASUALTY COMPANY OF WISCONSIN	WI	0.92%	1,221,120	61.72%	1.06%	61.19%	-2.18%	59.48%	-9.23%	49.92%	56.75%
29 14117	GRINNELL MUTUAL REINSURANCE COMPANY	IA	0.91%	1,211,374	62.63%	-7.24%	54.36%	-13.58%	25.53%	-2.22%	59.40%	46.83%
30 13935	FEDERATED MUTUAL INSURANCE COMPANY	MN	0.90%	1,190,721	63.52%	-3.67%	42.78%	-21.10%	41.61%	-18.14%	32.94%	38.40%
31 19720	AMERICAN ALTERNATIVE INSURANCE CORPORATION	DE	0.85%	1,133,507	64.38%	0.73%	30.74%	-1.59%	52.13%	-4.63%	-2.13%	26.98%
32 25615	CHARTER OAK FIRE INSURANCE CO THE	CT	0.85%	1,133,423	65.23%	1.63%	67.21%	36.66%	43.06%	13.18%	111.36%	71.00%
33 10676	FIRST GUARD INSURANCE COMPANY	AZ	0.82%	1,088,608	66.05%	2.65%	51.18%	22.25%	47.66%	6.25%	32.59%	44.60%
34 40371	COLUMBIA MUTUAL INSURANCE COMPANY	MO	0.77%	1,021,039	66.82%	-0.63%	71.87%	0.38%	46.39%	-3.24%	67.49%	61.85%
35 22543	SECURA INSURANCE A MUTUAL COMPANY	WI	0.72%	962,360	67.54%	15.95%	83.71%	9.09%	92.55%	-0.77%	89.10%	88.17%
Subtotals - Largest 35 Companies			67.54%	89,795,464		-4.44%	58.25%	12.12%	49.70%	-5.32%	81.54%	63.79%
Subtotals - All Other Companies			32.46%	43,155,623		-15.91%	66.78%	5.75%	49.34%	11.74%	56.39%	57.07%
Totals - All Companies			100.00%	132,951,087		-8.49%	61.12%	9.87%	49.57%	0.48%	72.56%	61.43%

2008 MISSOURI MARKET SHARE BY GROUP - Commercial Automobile Physical Damage Insurance

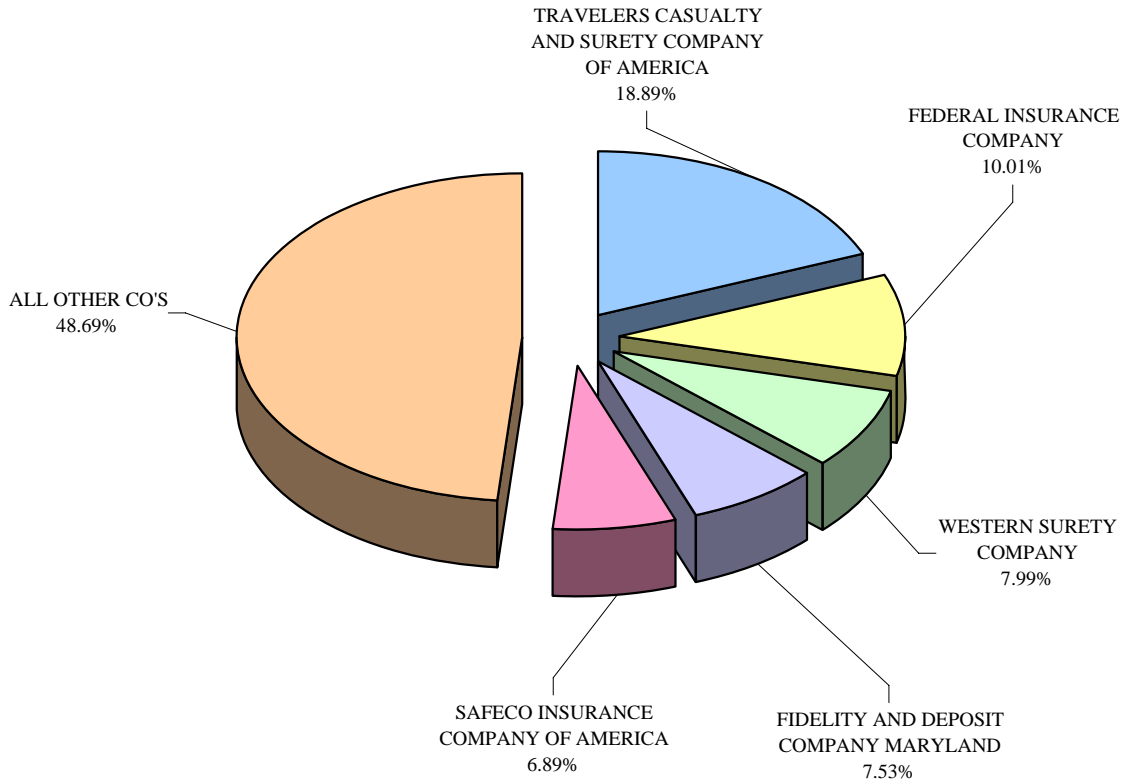
NAIC Code	Group Name	2008		2007-2008		2006-2007		2005-2006		2006-2008	
		Market Share	Cumulative Market Share	Written Premium	Change in Written Premium	Loss Ratio	Change in Written Premium	Loss Ratio	Change in Written Premium	Loss Ratio	Change in Written Premium
1 0212	ZURICH INS GRP	6.65%	6.65%	8,846,294	-26.36%	68.99%	-11.38%	61.77%	-3.36%	78.46%	70.01%
2 3548	Travelers Grp	5.82%	12.48%	7,744,360	-21.91%	52.89%	28.12%	39.56%	4.48%	77.84%	55.60%
3 0150	OLD REPUBLIC GRP	5.35%	17.82%	7,106,819	-7.87%	70.98%	11.35%	55.23%	0.27%	71.66%	65.87%
4 0111	LIBERTY MUT GRP	4.96%	22.79%	6,598,802	-0.22%	71.40%	-8.32%	64.70%	-7.69%	48.76%	61.02%
5 0155	PROGRESSIVE GRP	4.17%	26.96%	5,544,476	14.09%	71.30%	-1.72%	60.88%	-0.30%	54.69%	62.53%
6 0280	AUTO OWNERS GRP	3.97%	30.93%	5,283,541	-9.10%	49.78%	3.05%	34.83%	9.23%	74.63%	52.76%
7 0079	GMAC INS HOLDING GRP	3.87%	34.80%	5,142,878	3.28%	62.41%	16.74%	41.02%	-19.55%	284.96%	129.50%
8 0176	STATE FARM GRP	3.83%	38.63%	5,093,595	-7.01%	65.95%	-68.03%	47.58%	1.84%	75.43%	68.06%
9 0140	NATIONWIDE CORP GRP	3.79%	42.43%	5,045,426	-12.84%	57.35%	-3.15%	49.81%	2.35%	53.10%	53.28%
10 0098	WR Berkley Corp GRP	3.63%	46.06%	4,827,414	-15.60%	61.91%	0.21%	55.10%	0.59%	49.06%	55.21%
11 0473	AMERICAN FAMILY INS GRP	3.40%	49.46%	4,519,124	-1.03%	52.56%	0.96%	46.89%	1.27%	63.41%	54.26%
12 0084	American Financial Grp	2.86%	52.31%	3,799,552	28.34%	50.28%	-24.47%	63.57%	-8.93%	56.31%	55.98%
13 21172	VANLINER INSURANCE COMPANY	2.80%	55.11%	3,722,293	-6.19%	27.42%	-21.42%	44.78%	14.87%	36.25%	36.53%
14 0169	SENTRY INS GRP	2.57%	57.68%	3,416,040	-13.87%	97.20%	-6.05%	69.89%	2.20%	97.64%	87.84%
15 0244	CINCINNATI FIN GRP	2.41%	60.09%	3,199,203	-0.02%	85.90%	-7.74%	50.50%	1.88%	63.11%	66.16%
16 10204	CONSUMERS INSURANCE USA INC	2.14%	62.23%	2,851,744	-3.73%	70.17%	2.55%	34.03%	21.38%	97.63%	66.17%
17 1330	Balboa Ins Grp	1.93%	64.17%	2,566,733	-13.58%	50.83%	28.91%	43.24%	-3.86%	57.11%	50.16%
18 10499	DAILMERCHRYSLER INSURANCE COMPANY	1.90%	66.07%	2,531,623	-3.34%	40.15%	17.41%	11.54%	-10.21%	234.47%	88.16%
19 0123	SHELTER INS GRP	1.69%	67.76%	2,246,435	-5.06%	41.51%	7.36%	41.56%	1.72%	68.91%	50.37%
20 0748	Meadowbrook Ins Grp	1.61%	69.37%	2,139,852	-0.68%	38.02%	47.69%	34.11%	970.08%	24.94%	34.48%
21 0248	UNITED FIRE & CAS GRP	1.59%	70.96%	2,119,173	0.40%	67.12%	-0.49%	49.16%	-7.93%	96.50%	71.28%
22 14184	ACUITY A MUTUAL INSURANCE COMPANY	1.59%	72.55%	2,109,748	10.09%	49.65%	-6.07%	65.47%	26.84%	74.63%	63.16%
23 0091	HARTFORD FIRE & CAS GRP	1.58%	74.13%	2,101,590	0.02%	60.53%	-13.78%	46.25%	2.97%	58.41%	55.11%
24 0031	BERKSHIRE HATHAWAY GRP	1.51%	75.64%	2,013,969	-10.16%	53.37%	-23.65%	37.71%	-17.68%	38.81%	42.34%
25 0796	QBE INS GRP	1.46%	77.10%	1,935,772	0.70%	87.10%	24.56%	51.88%	-5.03%	55.50%	66.15%
26 0225	IAT Reins Co Grp	1.44%	78.54%	1,912,181	-27.00%	85.93%	-14.26%	61.18%	-0.95%	80.59%	75.16%
27 0514	MISSOURI FARM BUREAU GRP	1.35%	79.89%	1,793,094	-0.93%	52.84%	6.12%	44.10%	-2.66%	55.15%	50.64%
28 0007	FEDERATED MUT GRP	1.26%	81.15%	1,680,823	-7.21%	52.51%	-9.88%	37.24%	-12.43%	105.58%	67.56%
29 0677	Philadelphia Consolidated Holding Grp	1.00%	82.15%	1,332,192	24.05%	31.76%	1100.29%	6.11%	151.27%	303.18%	33.66%
30 0218	CNA INS GRP	0.93%	83.09%	1,240,024	-15.10%	116.01%	54.46%	51.14%	-3.72%	51.67%	74.73%
31 0518	GRINELL MUT GRP	0.91%	84.00%	1,211,374	-7.24%	54.36%	-13.58%	25.53%	-2.22%	59.40%	46.83%
32 0361	Munich Re Grp	0.90%	84.90%	1,198,421	-1.84%	28.50%	-1.54%	49.38%	-3.68%	-1.09%	25.63%
33 0124	AMERISURE CO GRP	0.86%	85.76%	1,138,833	-5.17%	66.70%	-13.44%	30.74%	-12.70%	47.42%	47.63%
34 10676	FIRST GUARD INSURANCE COMPANY	0.82%	86.57%	1,088,608	2.65%	51.18%	22.25%	47.66%	6.25%	32.59%	44.60%
35 0062	EMC INS CO GRP	0.78%	87.35%	1,033,352	4.84%	61.73%	4.70%	66.74%	-13.10%	42.85%	57.01%
Subtotals - Largest 35 Groups		87.35%		116,135,358	-7.44%	61.42%	8.55%	49.32%	-0.06%	76.96%	62.99%
Subtotals - All Other Groups		12.65%		16,815,729	-15.14%	59.09%	18.17%	51.03%	3.62%	47.87%	52.07%
Totals - All Groups		100.00%		132,951,087	-8.49%	61.12%	9.87%	49.57%	0.48%	72.56%	61.43%

FIDELITY AND SURETY INSURANCE MISSOURI/COUNTRYWIDE LOSS RATIOS 1989-2008

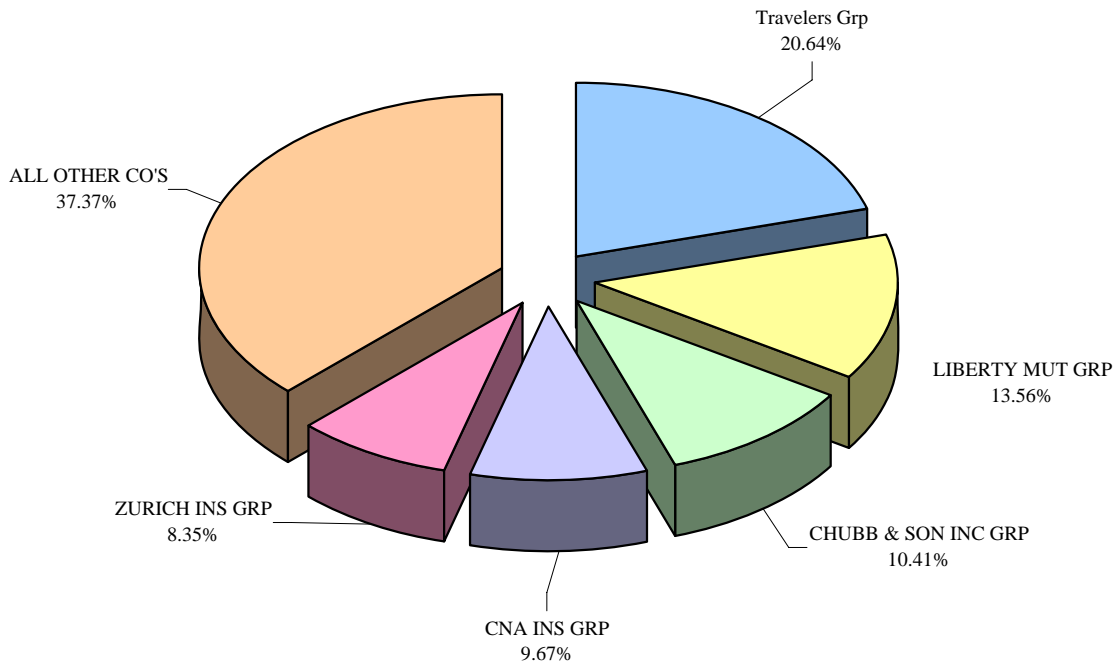


Total Fidelity and Surety Insurance

2008 MISSOURI MARKET SHARE BY COMPANY



2008 MISSOURI MARKET SHARE BY GROUP



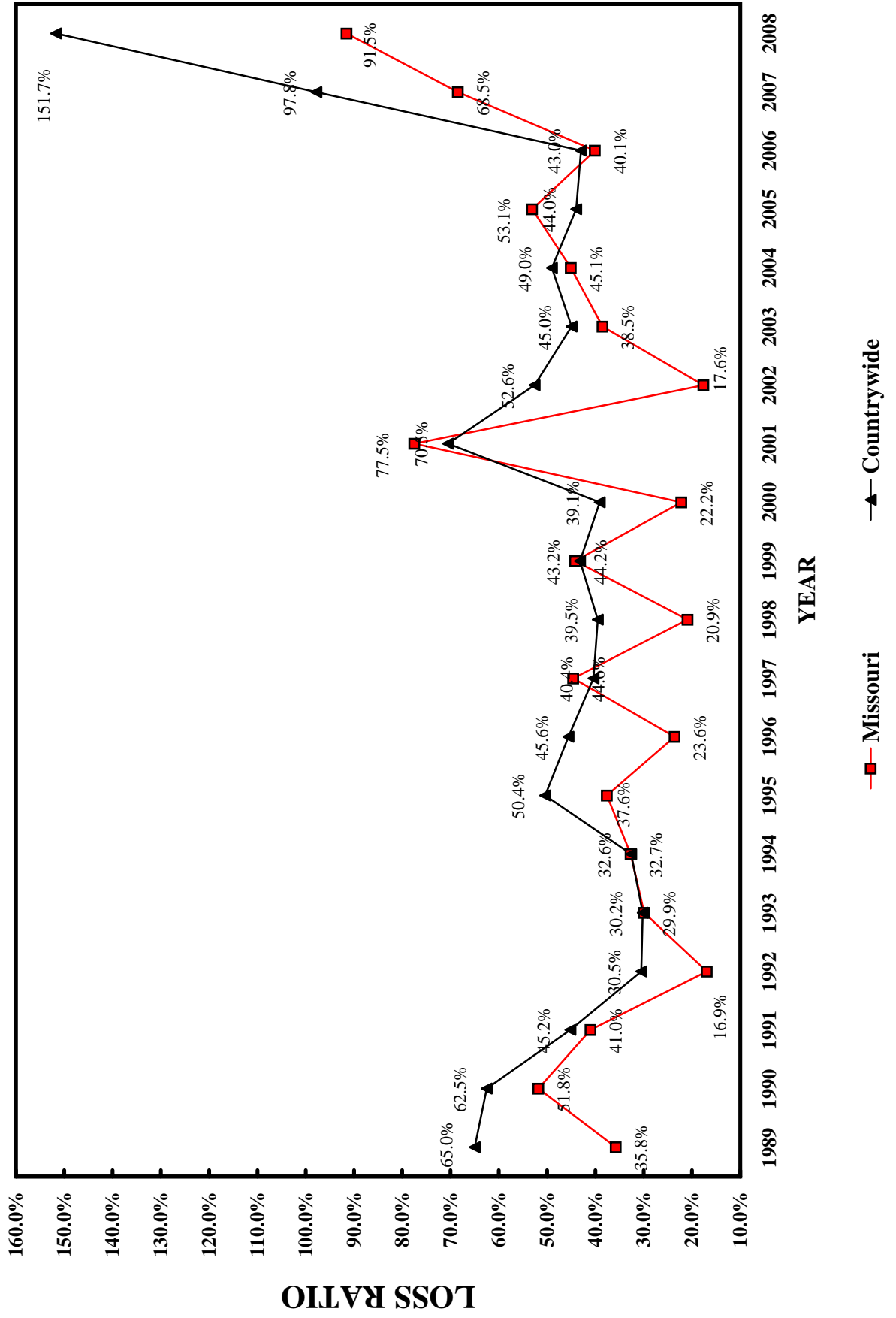
2008 MISSOURI MARKET SHARE BY COMPANY - Fidelity and Surety Insurance

NAIC Code	Company Name	State of Domicile	2008 Market Share	2008 Cumulative Market Share	2007-2008		2006-2007		2005-2006		2006-2008	
					Written Premium	Change in Written Premium	Loss Ratio	Change in Loss Ratio	Written Premium	Change in Written Premium	Loss Ratio	Change in Loss Ratio
1 31194	TRAVELERS CASUALTY AND SURETY COMPANY OF AMERICA	CT	18.89%	18.89%	19,642,068	-1.30%	6.59%	9.97%	64.49%	24.84%	31.15%	19.92%
2 20281	FEDERAL INSURANCE COMPANY	IN	10.01%	28.89%	10,408,607	-0.45%	-10.14%	2.42%	14.71%	-23.93%	59.20%	8.25%
3 13188	WESTERN SURETY COMPANY	SD	7.99%	36.89%	8,312,706	-18.65%	23.30%	26.00%	5.72%	10.09%	24.51%	19.09%
4 39306	FIDELITY AND DEPOSIT COMPANY MARYLAND	MD	7.53%	44.42%	7,835,397	-12.50%	14.54%	37.97%	-9.57%	3.63%	31.59%	15.68%
5 24740	SAFECO INSURANCE COMPANY OF AMERICA	WA	6.89%	51.31%	7,167,451	-6.62%	-8.09%	0.97%	40.35%	5.53%	60.35%	17.73%
6 23043	LIBERTY MUTUAL INSURANCE COMPANY	MA	3.61%	54.92%	3,758,068	13.95%	6.53%	4.90%	7.17%	29.44%	13.18%	16.00%
7 19682	HARTFORD FIRE INSURANCE COMPANY	CT	2.58%	57.51%	2,686,371	-12.00%	-19.82%	-13.28%	3.59%	15.01%	-123.96%	-45.94%
8 15962	KANSAS BANKERS SURETY COMPANY THE	KS	2.04%	59.55%	2,121,595	-18.84%	168.02%	-1.09%	2.39%	10.87%	123.56%	101.32%
9 21415	EMPLOYERS MUTUAL CASUALTY COMPANY	IA	1.95%	61.50%	2,032,762	-24.88%	65.29%	6.61%	7.96%	-2.43%	-12.71%	17.01%
10 13021	UNITED FIRE AND CASUALTY COMPANY	IA	1.85%	63.35%	1,926,529	0.43%	13.76%	16.44%	-3.26%	-3.58%	6.48%	5.95%
11 22292	HANOVER INSURANCE COMPANY THE	NH	1.58%	64.94%	1,645,153	124.82%	16.46%	259.11%	222.16%	15.84%	4.00%	15.06%
12 10677	CINCINNATI INSURANCE COMPANY THE	OH	1.53%	66.47%	1,595,273	21.10%	-0.25%	42.60%	43.82%	-0.68%	-5.12%	-1.59%
13 24724	FIRST NATIONAL INSURANCE COMPANY OF AMERICA	WA	1.35%	67.82%	1,408,314	5.41%	47.10%	28.41%	11.33%	97.46%	-14.27%	47.27%
14 11592	INTERNATIONAL FIDELITY INSURANCE COMPANY	NJ	1.32%	69.14%	1,369,031	60.49%	-10.07%	-23.21%	-19.26%	7.27%	-5.63%	-4.22%
15 16691	GREAT AMERICAN INSURANCE COMPANY	OH	1.31%	70.45%	1,364,474	11.68%	17.48%	120.57%	-41.72%	11.95%	51.73%	24.80%
16 20443	CONTINENTAL CASUALTY COMPANY	IL	1.21%	71.66%	1,257,397	70.67%	33.77%	-33.99%	19.79%	6.81%	-61.78%	-13.33%
17 10847	CUMIS INSURANCE SOCIETY INC	IA	1.17%	72.83%	1,215,064	-7.31%	-6.18%	-3.73%	-10.15%	12.74%	41.91%	16.82%
18 13056	RLI INSURANCE COMPANY	IL	1.17%	74.00%	1,214,312	3.19%	-0.59%	22.11%	-1.39%	-23.88%	5.35%	-6.36%
19 24074	OHIO CASUALTY INSURANCE COMPANY	OH	1.16%	75.16%	1,209,945	-13.28%	8.26%	60.01%	-2.13%	-6.95%	21.56%	7.09%
20 19445	NATIONAL UNION FIRE INSURANCE COMPANY OF PITTSBURG P.	PA	1.13%	76.29%	1,175,504	-14.79%	-54.11%	-29.37%	-0.03%	-12.16%	-6.77%	-20.18%
21 40444	OLD REPUBLIC SURETY COMPANY	WI	1.03%	77.32%	1,068,909	19.46%	11.01%	2.86%	4.18%	15.72%	5.85%	10.95%
22 14494	MERCHANTS BONDING COMPANY (MUTUAL)	IA	1.01%	78.33%	1,053,211	7.41%	19.14%	8.66%	-7.73%	-0.13%	-0.27%	6.54%
23 29874	NORTH AMERICAN SPECIALTY INSURANCE COMPANY	NH	1.00%	79.33%	1,038,128	0.05%	328.28%	-18.47%	26.48%	642.54%	154.71%	371.31%
24 26310	GRANITE RE INC	OK	0.97%	80.30%	1,012,067	-11.94%	36.19%	590.78%	0.00%	83.16%	29.50%	58.27%
25 26565	OHIO INDEMNITY COMPANY	OH	0.92%	81.22%	958,424	23.43%	7.89%	-13.75%	0.00%	20.33%	2.91%	11.21%
26 12750	EVERGREEN NATIONAL INDEMNITY COMPANY	OH	0.91%	82.14%	950,743	-8.35%	-0.96%	2.94%	13.22%	-7.82%	1.24%	-2.54%
27 24767	ST PAUL FIRE & MARINE INSURANCE COMPANY	MN	0.85%	82.99%	887,547	-3.92%	68.97%	-37.45%	-61.23%	96.74%	57.80%	71.25%
28 21121	WESTCHESTER FIRE INSURANCE COMPANY	NY	0.82%	83.81%	850,275	-55.31%	15.79%	92.39%	110.74%	-2.17%	1.36%	6.27%
29 37206	CONTRACTORS BONDING & INSURANCE COMPANY	WA	0.59%	84.40%	610,114	-21.11%	-2.91%	27.12%	36.14%	-0.53%	5.24%	0.24%
30 10966	BAR PLAN SURETY AND FIDELITY COMPANY, THE	MO	0.56%	84.96%	586,108	-15.67%	39.55%	18.81%	8.65%	6.06%	11.31%	19.30%
31 24791	ST PAUL MERCURY INSURANCE COMPANY	MN	0.55%	85.51%	568,255	-58.17%	73.65%	111.96%	-23.33%	35.10%	-0.20%	39.56%
32 15105	SAFETY NATIONAL CASUALTY CORPORATION	MO	0.54%	86.05%	564,143	-9.50%	-2.33%	-2.48%	8.02%	2.61%	49.47%	17.79%
33 23787	NATIONWIDE MUTUAL INSURANCE COMPANY	OH	0.53%	86.57%	547,263	1.37%	-6.31%	-20.89%	16.00%	12.92%	21.44%	10.24%
34 32778	WASHINGTON INTERNATIONAL INSURANCE COMPANY	NH	0.52%	87.09%	540,747	5.06%	3.61%	7.73%	-8.37%	6.04%	152.25%	53.81%
35 18619	PLATTE RIVER INSURANCE COMPANY	NE	0.52%	87.61%	537,515	15.57%	7.97%	40.22%	24.37%	12.30%	15.43%	11.22%
Subtotals - Largest 35 Companies			87.61%		91,119,470	-5.01%	16.60%	-10.71%	-12.26%	17.97%	27.77%	20.54%
Subtotals - All Other Companies			12.39%		12,885,128	1.47%	34.03%	-12.17%	33.49%	20.74%	30.09%	28.31%
Totals - All Companies			100.00%		104,004,598	-4.25%	18.68%	-10.88%	-6.99%	18.31%	28.07%	21.50%

2008 MISSOURI MARKET SHARE BY GROUP - Fidelity and Surety Insurance

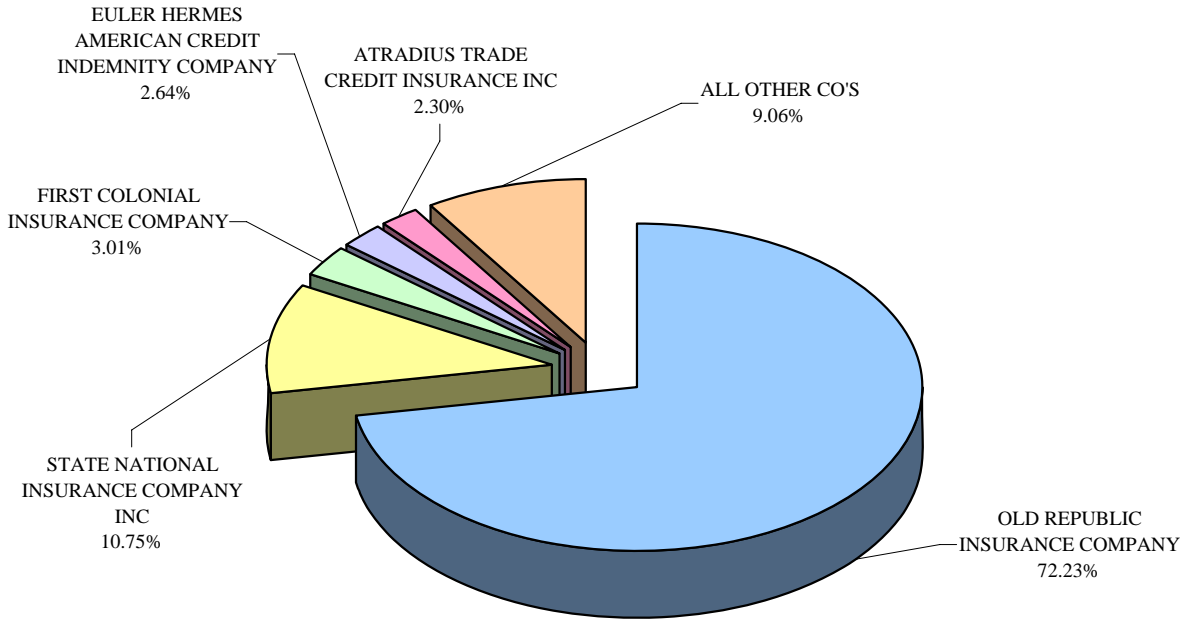
NAIC Code	Group Name	2008		2007-2008		2006-2007		2005-2006		2006-2008	
		Market Share	Cumulative Market Share	Written Premium	Change in Written Premium	Loss Ratio	Change in Written Premium	Loss Ratio	Change in Written Premium	Loss Ratio	Change in Written Premium
1 3548	Travelers Grp	20.64%	20.64%	21,468,830	-5.37%	10.14%	8.51%	30.37%	16.40%	40.36%	26.49%
2 0111	LIBERTY MUT GRP	13.56%	34.20%	14,099,440	0.04%	5.56%	16.05%	19.06%	15.20%	39.50%	19.86%
3 0038	CHUBB & SON INC GRP	10.41%	44.60%	10,822,288	2.02%	-9.66%	2.16%	-23.95%	13.95%	62.98%	9.59%
4 0218	CNA INS GRP	9.67%	54.28%	10,060,015	-12.93%	22.62%	16.29%	10.20%	9.16%	12.80%	15.34%
5 0212	ZURICH INS GRP	8.35%	62.63%	8,687,479	-13.59%	24.29%	36.60%	7.19%	-11.48%	30.74%	20.30%
6 0091	HARTFORD FIRE & CAS GRP	3.23%	65.86%	3,361,219	-9.94%	-11.90%	0.57%	20.57%	7.98%	-117.11%	-35.37%
7 0031	BERKSHIRE HATHAWAY GRP	2.04%	67.90%	2,123,214	-18.82%	167.96%	-1.19%	10.89%	2.49%	123.44%	101.27%
8 0062	EMC INS CO GRP	1.96%	69.86%	2,035,530	-24.78%	65.24%	6.61%	-2.43%	7.96%	-12.71%	17.01%
9 0248	UNITED FIRE & CAS GRP	1.85%	71.71%	1,926,529	0.43%	13.76%	16.44%	-3.58%	-3.26%	6.48%	5.95%
10 0012	AMERICAN INTL GRP	1.67%	73.39%	1,739,538	-8.17%	-57.94%	-16.06%	-29.06%	-41.79%	-12.22%	-29.89%
11 0084	American Financial Grp	1.63%	75.02%	1,696,792	-0.28%	42.68%	42.40%	6.60%	-4.11%	36.61%	28.72%
12 0088	The Hanover Ins Grp	1.60%	76.61%	1,659,798	121.94%	16.42%	245.10%	15.85%	241.26%	3.52%	14.98%
13 0244	CINCINNATI FIN GRP	1.53%	78.15%	1,595,273	21.10%	-0.25%	42.60%	-0.68%	43.82%	-5.12%	-1.59%
14 0181	SWISS RE GRP	1.52%	79.67%	1,579,439	1.75%	215.22%	-11.32%	448.71%	14.59%	153.97%	271.49%
15 11592	INTERNATIONAL FIDELITY INSURANCE COMPANY	1.32%	80.98%	1,369,031	60.49%	-10.07%	-23.21%	7.27%	-19.26%	-5.63%	-4.22%
16 0783	RLI INS GRP	1.18%	82.16%	1,223,852	4.00%	-0.59%	22.11%	-23.88%	-1.39%	5.35%	-6.36%
17 0306	CUNA MUT GRP	1.17%	83.33%	1,215,064	-7.31%	-6.18%	-3.73%	12.74%	-10.15%	41.91%	16.82%
18 0150	OLD REPUBLIC GRP	1.05%	84.37%	1,088,021	18.93%	11.54%	1.98%	13.97%	3.10%	6.22%	10.68%
19 3479	Merchants Bonding Co Grp	1.01%	85.39%	1,053,211	7.41%	19.14%	8.66%	-0.13%	-7.73%	-0.27%	6.54%
20 26310	GRANITE RE INC	0.97%	86.36%	1,012,067	-11.94%	36.19%	590.78%	83.16%	0.00%	29.50%	58.27%
21 0140	NATIONWIDE CORP GRP	0.94%	87.30%	977,597	-5.80%	-3.54%	-7.94%	6.93%	9.26%	18.73%	7.63%
22 26565	OHIO INDEMNITY COMPANY	0.92%	88.22%	958,424	23.43%	7.89%	-13.75%	20.33%	0.00%	2.91%	11.21%
23 3592	ProAlliance Grp	0.91%	89.13%	950,743	-8.35%	-0.96%	2.94%	-7.82%	13.22%	1.24%	-2.54%
24 0626	Ace Ltd Grp	0.89%	90.02%	920,968	-51.66%	16.70%	92.05%	-2.54%	116.75%	-2.08%	5.62%
25 0501	Alleghany Grp	0.68%	90.70%	711,695	13.78%	23.63%	19.49%	23.67%	-0.03%	21.49%	23.03%
26 0098	WR Berkley Corp GRP	0.68%	91.38%	705,396	55.53%	-9.53%	2.41%	-2.01%	-4.16%	11.87%	-0.38%
27 37206	CONTRACTORS BONDING & INSURANCE COMPANY	0.59%	91.97%	610,114	-21.11%	-2.91%	27.12%	-0.53%	36.14%	5.24%	0.24%
28 1228	BAR PLAN GRP	0.56%	92.53%	586,108	-15.67%	39.55%	18.81%	11.00%	8.61%	11.31%	21.06%
29 0074	DELPHI FIN GRP	0.54%	93.07%	564,143	-9.50%	-2.33%	-2.48%	2.61%	8.02%	49.47%	17.79%
30 13307	LEXON INSURANCE COMPANY	0.41%	93.49%	429,073	-34.90%	-2.46%	136.63%	1.27%	-4.90%	-1.77%	-1.11%
31 0075	Insc Ins Services Grp	0.40%	93.89%	419,173	14.01%	277.26%	64.79%	-72.53%	23.53%	185.22%	120.85%
32 0155	PROGRESSIVE GRP	0.39%	94.28%	405,765	216.09%	3.56%	29.32%	0.07%	-29.26%	-20.55%	-4.00%
33 0984	HCC INS HOLDINGS GRP	0.37%	94.65%	382,769	-50.81%	16.85%	69.07%	11.38%	-13.22%	15.93%	14.16%
34 0280	AUTO OWNERS GRP	0.36%	95.01%	374,997	22.82%	-113.28%	79.44%	52.50%	-5.20%	99.03%	-15.30%
35 0007	FEDERATED MUT GRP	0.34%	95.35%	352,924	-5.78%	9.60%	7.95%	5.68%	4.71%	3.32%	6.27%
Subtotals - Largest 35 Groups		95.35%		99,166,519	-4.75%	17.40%	-12.18%	17.23%	-7.27%	29.38%	21.06%
Subtotals - All Other Groups		4.65%		4,838,079	7.15%	46.88%	19.11%	40.05%	-2.25%	7.40%	29.88%
Totals - All Groups		100.00%		104,004,598	-4.25%	18.68%	-10.88%	18.31%	-6.99%	28.07%	21.50%

CREDIT INSURANCE MISSOURI/COUNTRYWIDE LOSS RATIOS 1989-2008

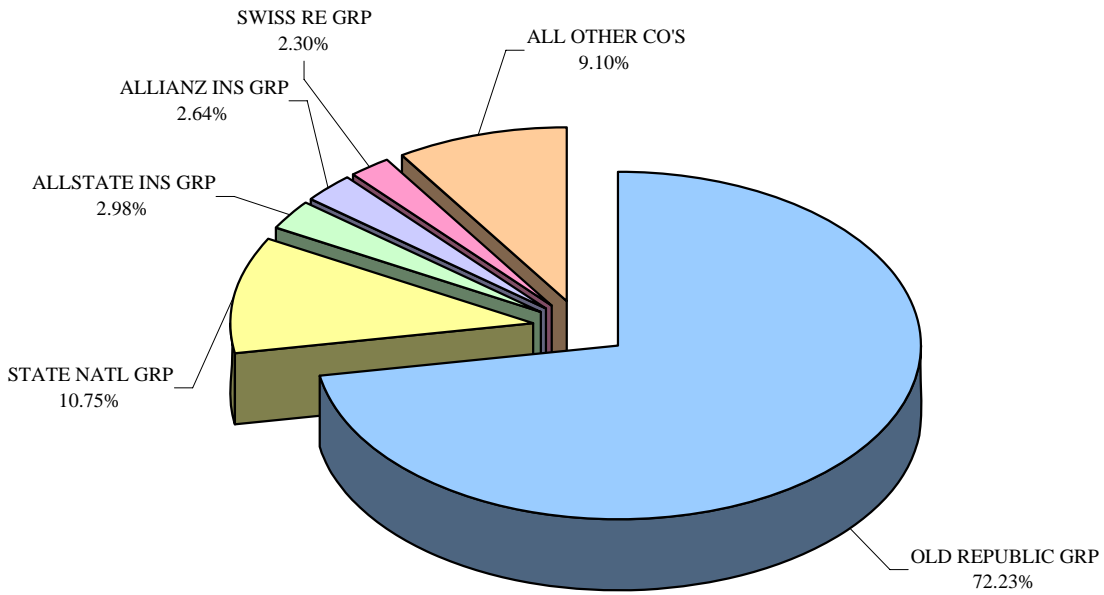


Total Credit Insurance

2008 MISSOURI MARKET SHARE BY COMPANY



2008 MISSOURI MARKET SHARE BY GROUP



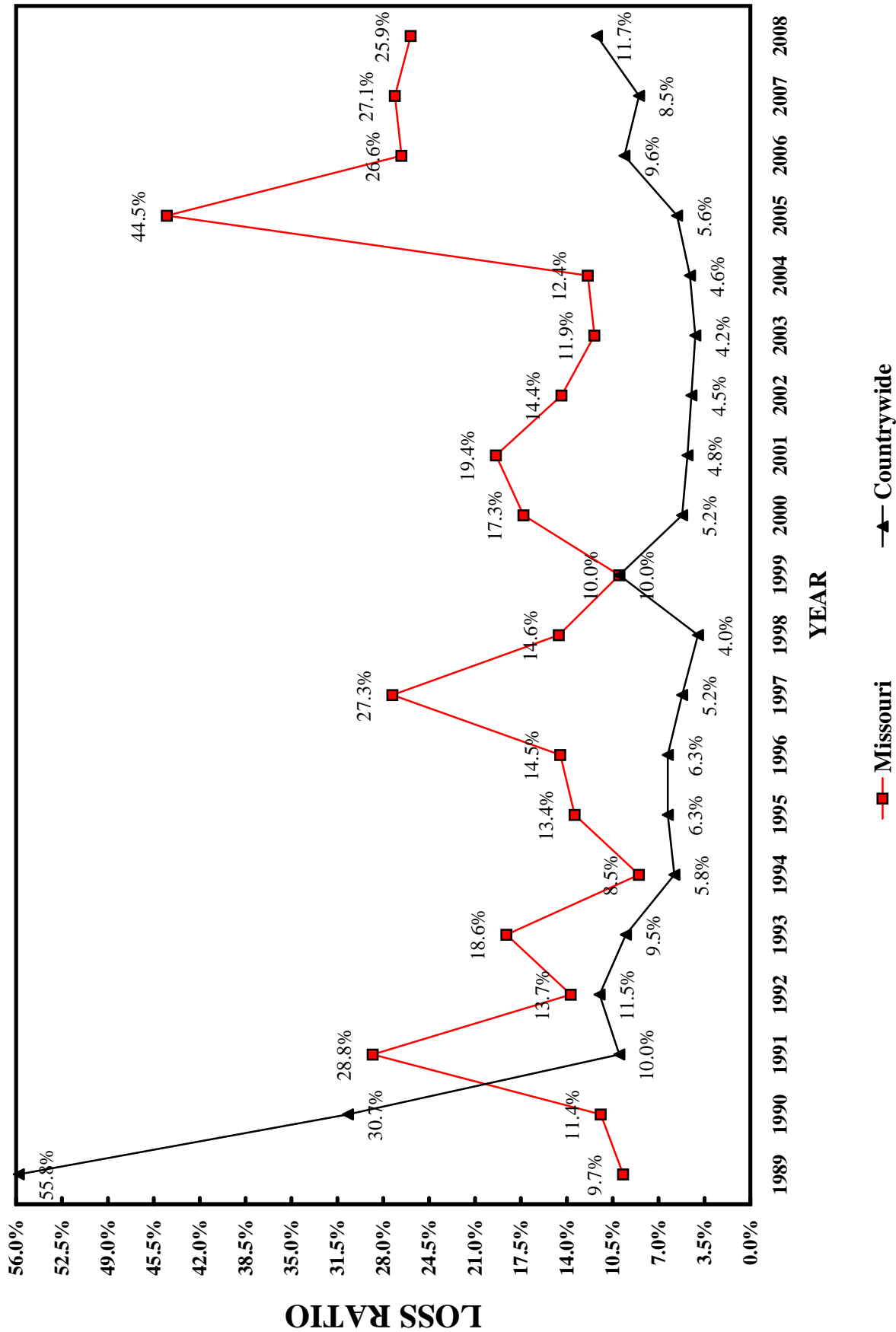
2008 MISSOURI MARKET SHARE BY COMPANY - Credit Insurance

NAIC Code	Company Name	State of Domicile	2008		2008 Cumulative Market Share	2007-2008		2006-2007		2005-2006		2006-2008	
			Market Share	Market Share		Change in Written Premium	Loss Ratio	Change in Written Premium	Loss Ratio	Change in Written Premium	Loss Ratio	Change in Written Premium	Loss Ratio
1 24147	OLD REPUBLIC INSURANCE COMPANY	PA	72.23%	72.23%	44,094,152	154.13%	97.20%	453.70%	94.84%	484.19%	23.25%	92.93%	
2 12831	STATE NATIONAL INSURANCE COMPANY INC	TX	10.75%	82.98%	6,563,290	16.16%	44.47%	44.46%	41.74%	-4.70%	54.50%	46.20%	
3 29980	FIRST COLONIAL INSURANCE COMPANY	FL	3.01%	86.00%	1,840,195	-30.28%	257.49%	-15.26%	85.62%	6.26%	87.93%	119.08%	
4 20516	EULER HERMES AMERICAN CREDIT INDEMNITY COMPANY	MD	2.64%	88.63%	1,610,874	-15.12%	67.16%	26.31%	38.80%	10.88%	26.75%	45.54%	
5 25422	ATRADIUS TRADE CREDIT INSURANCE INC	MD	2.30%	90.94%	1,406,657	-4.47%	234.97%	0.09%	-17.05%	100.36%	62.59%	95.50%	
6 20443	CONTINENTAL CASUALTY COMPANY	IL	1.96%	92.90%	1,195,947	20.59%	14.35%	-16.94%	36.19%	26.22%	-62.97%	-2.76%	
7 28401	AMERICAN NATIONAL PROPERTY & CASUALTY COMPANY	MO	1.11%	94.01%	679,234	-13.64%	39.10%	-21.98%	36.43%	74.92%	33.98%	36.34%	
8 25011	WESCO INSURANCE COMPANY	DE	1.11%	95.12%	676,231	-37.13%	14.41%	3.85%	13.58%	-14.47%	11.40%	12.94%	
9 37060	OLD UNITED CASUALTY COMPANY	KS	0.92%	96.04%	563,738	0.00%	69.02%	0.00%	0.00%	0.00%	0.00%	69.02%	
10 16691	GREAT AMERICAN INSURANCE COMPANY	OH	0.75%	96.79%	459,170	10.74%	49.06%	11.20%	11.71%	-24.19%	-7.76%	12.91%	
11 22667	ACE AMERICAN INSURANCE COMPANY	PA	0.73%	97.52%	444,407	1.93%	12.93%	-12.88%	-2.16%	-8.56%	126.73%	48.97%	
12 20648	EMPLOYERS FIRE INSURANCE COMPANY	MA	0.47%	97.99%	287,663	23.26%	31.83%	-1.73%	35.33%	3.10%	27.35%	31.52%	
13 10170	AMERICAN FEDERATED INSURANCE COMPANY	MS	0.42%	98.42%	257,676	-6.29%	12.49%	886.10%	25.69%	0.00%	28.79%	17.64%	
14 16667	UNITED GUARANTY RESIDENTIAL INSURANCE OF NC	NC	0.39%	98.81%	239,643	-0.18%	36.99%	0.00%	22.57%	0.00%	0.00%	30.05%	
15 28657	HSBC INSURANCE COMPANY OF DELAWARE	DE	0.35%	99.16%	216,310	186.77%	43.68%	0.00%	31.69%	0.00%	0.00%	40.76%	
16 29599	U S SPECIALTY INSURANCE COMPANY	TX	0.34%	99.50%	208,218	0.00%	61.80%	0.00%	0.00%	0.00%	0.00%	61.80%	
17 11150	ARCH INSURANCE COMPANY	MO	0.19%	99.69%	116,523	-40.79%	77.15%	-56.99%	63.29%	-360.72%	76.09%	71.68%	
18 41432	GENWORTH HOME EQUITY INSURANCE CORPORATION	NC	0.19%	99.88%	113,237	-449.95%	560.19%	0.00%	-446.54%	0.00%	0.00%	962.96%	
19 18538	BANCINSURE INC	OK	0.14%	100.02%	84,043	15.15%	39.15%	8.31%	25.45%	53.33%	44.35%	36.26%	
20 30325	ZALE INDEMNITY COMPANY	TX	0.02%	100.04%	13,119	1494.05%	8.55%	0.00%	2.55%	0.00%	0.00%	8.20%	
21 22713	INSURANCE COMPANY OF NORTH AMERICA	PA	0.00%	100.04%	2,247	-70.55%	62.74%	-23.61%	-17.22%	-24.66%	200.19%	101.03%	
22 40827	VIRGINIA SURETY COMPANY INC	IL	0.00%	100.04%	1,279	-61.58%	86.24%	-289.26%	118.55%	-108.80%	-173.82%	-6.76%	
23 21296	MAX AMERICA INSURANCE COMPANY	IN	0.00%	100.04%	0	0.00%	0.00%	-100.00%	0.00%	-92.05%	-214.29%	-307.14%	
24 24376	AMERICAN GENERAL INDEMNITY COMPANY	IL	0.00%	100.04%	0	0.00%	-20.16%	0.00%	0.00%	0.00%	0.00%	-20.16%	
25 24678	ARROWOOD INDEMNITY COMPANY	DE	0.00%	100.04%	0	-100.00%	0.00%	0.00%	91.19%	0.00%	0.00%	226.38%	
26 24813	BALBOA INSURANCE COMPANY	CA	0.00%	100.04%	0	0.00%	0.00%	0.00%	0.00%	0.00%	0.00%	N/A	
27 25658	TRAVELERS INDEMNITY COMPANY	CT	0.00%	100.04%	0	0.00%	0.00%	0.00%	0.00%	0.00%	0.00%	N/A	
28 35289	CONTINENTAL INSURANCE COMPANY THE	PA	0.00%	100.04%	0	0.00%	0.00%	0.00%	0.00%	0.00%	0.00%	N/A	
29 39306	FIDELITY AND DEPOSIT COMPANY MARYLAND	MD	0.00%	100.04%	0	0.00%	0.00%	-100.00%	0.00%	0.00%	-457.89%	-457.89%	
30 10952	STONEBRIDGE CASUALTY INSURANCE COMPANY	OH	-0.01%	100.04%	(5,498)	-41.39%	21.18%	-122.61%	-78.41%	-90.15%	49.95%	82.46%	
31 36455	NORTHBROOK INDEMNITY COMPANY	IL	-0.04%	100.00%	(21,710)	-56.02%	681.83%	-41.65%	171.60%	-164.40%	131.73%	158.53%	
Totals - All Companies			100.00%		61,046,645	81.00%	91.52%	-46.39%	68.45%	-21.93%	40.22%	76.51%	

2008 MISSOURI MARKET SHARE BY GROUP - Credit Insurance

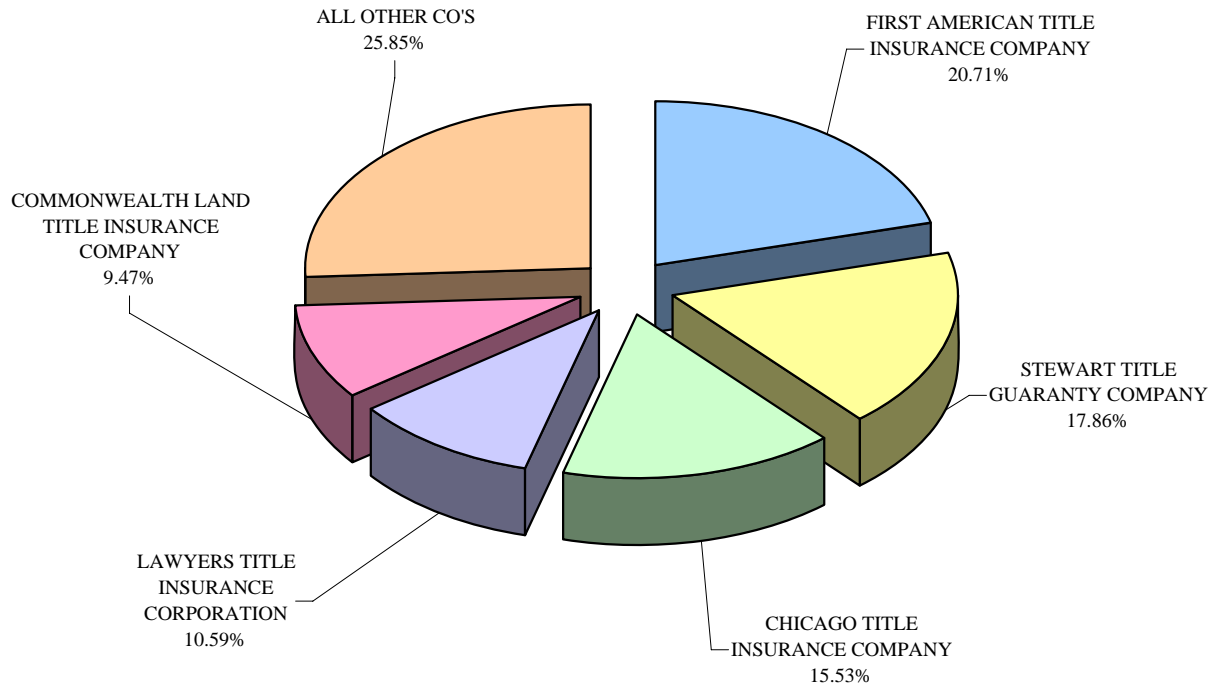
NAIC Code	Group Name	2008		2007-2008		2008		2006-2007		2005-2006		2006-2008	
		Market Share	Cumulative Market Share	Written Premium	Change in Written Premium	Loss Ratio	Change in Written Premium	Loss Ratio	Change in Written Premium	Loss Ratio	Change in Written Premium	Loss Ratio	Change in Written Premium
1 0150	OLD REPUBLIC GRP	72.23%	72.23%	44,094,152	154.13%	97.20%	453.70%	94.84%	484.19%	23.25%	92.93%		
2 0093	STATE NATL GRP	10.75%	82.98%	6,563,290	16.16%	44.47%	44.46%	41.74%	-4.70%	54.50%	46.20%		
3 0008	ALLSTATE INS GRP	2.98%	85.96%	1,818,485	-29.79%	268.68%	-14.52%	93.84%	-1.06%	99.41%	125.04%		
4 0761	ALLIANZ INS GRP	2.64%	88.60%	1,610,874	-15.12%	67.16%	26.31%	38.80%	10.88%	26.75%	45.54%		
5 0181	SWISS RE GRP	2.30%	90.90%	1,406,657	-4.47%	234.97%	0.09%	-17.05%	100.36%	62.59%	95.50%		
6 0218	CNA INS GRP	1.96%	92.86%	1,195,947	20.59%	10.97%	-16.94%	38.63%	26.22%	-66.40%	-4.20%		
7 0408	AMERICAN NATL FIN GRP	1.11%	93.98%	679,234	-13.64%	39.10%	-21.98%	36.43%	74.92%	33.98%	36.34%		
8 2538	Amtrust Grp	1.11%	95.08%	676,231	-37.13%	14.41%	3.85%	13.58%	-14.47%	11.40%	12.94%		
9 0697	VAN ENT GRP	0.92%	96.01%	563,738	0.00%	69.02%	0.00%	0.00%	0.00%	0.00%	69.02%		
10 0084	American Financial Grp	0.75%	96.76%	459,170	10.74%	49.06%	11.20%	11.71%	-24.19%	-7.76%	12.91%		
11 0626	Ace Ltd Grp	0.73%	97.49%	446,654	0.68%	13.18%	-13.09%	-2.42%	-8.94%	128.18%	49.71%		
12 1129	WHITE MOUNTAINS GRP	0.47%	97.96%	287,663	23.26%	31.83%	-1.73%	35.33%	3.10%	27.35%	31.52%		
13 0641	FIRST TOWER GRP	0.42%	98.38%	257,676	-6.29%	12.49%	886.10%	25.69%	0.00%	28.79%	17.64%		
14 0012	AMERICAN INTL GRP	0.39%	98.78%	239,643	-0.18%	21.38%	0.00%	22.57%	0.00%	0.00%	21.86%		
15 0352	HSBC Grp	0.35%	99.13%	216,310	186.77%	43.68%	0.00%	31.69%	0.00%	0.00%	40.76%		
16 0984	HCC INS HOLDINGS GRP	0.34%	99.47%	208,218	0.00%	61.80%	0.00%	0.00%	0.00%	0.00%	61.80%		
17 1279	Arch Ins Grp	0.19%	99.66%	116,523	-40.79%	77.15%	-56.99%	63.29%	-360.72%	76.09%	71.68%		
18 4011	Genworth Fin Grp	0.19%	99.85%	113,237	-449.95%	560.19%	0.00%	-446.54%	0.00%	0.00%	962.96%		
19 18538	BANCINSURE INC	0.14%	99.99%	84,043	15.15%	39.15%	8.31%	25.45%	53.33%	44.35%	36.26%		
20 0669	ZALE CORP GRP	0.02%	100.01%	13,119	1494.05%	8.55%	0.00%	2.55%	0.00%	0.00%	8.20%		
21 4254	The Warranty Grp	0.00%	100.01%	1,279	-61.58%	86.24%	-289.26%	118.55%	-108.80%	-173.82%	-6.76%		
22 0212	ZURICH INS GRP	0.00%	100.01%	0	0.00%	0.00%	-100.00%	0.00%	0.00%	-457.89%	-457.89%		
23 0553	Arrowpoint Capital Grp	0.00%	100.01%	0	-100.00%	0.00%	0.00%	91.19%	0.00%	0.00%	226.38%		
24 1330	Balboa Ins Grp	0.00%	100.01%	0	0.00%	0.00%	0.00%	0.00%	0.00%	0.00%	N/A		
25 3548	Travelers Grp	0.00%	100.01%	0	0.00%	0.00%	0.00%	0.00%	0.00%	0.00%	N/A		
26 4636	Max Capital Grp	0.00%	100.01%	0	0.00%	0.00%	-100.00%	0.00%	-92.05%	-214.29%	-307.14%		
27 0468	Aegon US Holding Grp	-0.01%	100.00%	(5,498)	-41.39%	21.18%	-122.61%	-78.41%	-90.15%	49.95%	82.46%		
Totals - All Groups		100.00%		61,046,645	81.00%	91.52%	-46.39%	68.45%	-21.93%	40.22%	76.51%		

TITLE INSURANCE MISSOURI/COUNTRYWIDE LOSS RATIOS 1989-2008

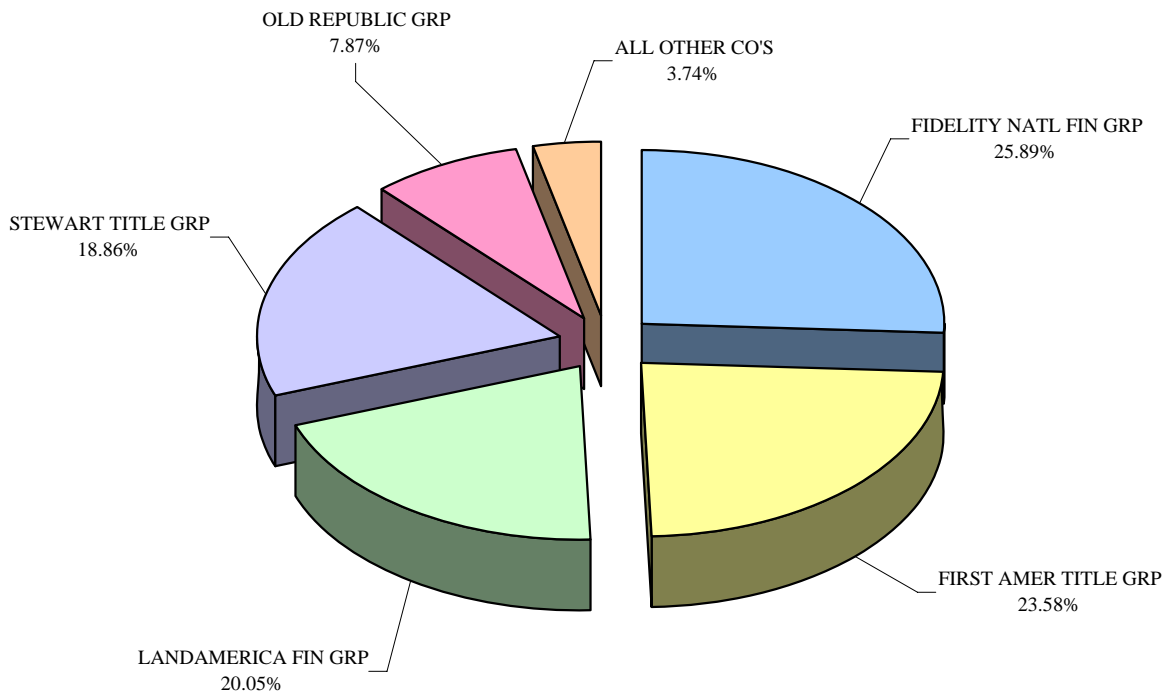


Total Title Insurance

2008 MISSOURI MARKET SHARE BY COMPANY



2008 MISSOURI MARKET SHARE BY GROUP



2008 MISSOURI MARKET SHARE BY COMPANY - Title Insurance

NAIC Code	Company Name	State of Domicile	2008 Market Share	2008 Cumulative Market Share	2008		2007-2008		2008		2006-2007		2007		2005-2006		2006-2008	
					Written Premium	Market Share	Change in Written Premium	Loss Ratio	Change in Written Premium	Loss Ratio	Change in Written Premium	Loss Ratio	Change in Written Premium	Loss Ratio	Change in Written Premium	Loss Ratio		
1 50814	FIRST AMERICAN TITLE INSURANCE COMPANY	CA	20.71%	20.71%	12,680,825	29.91%	-7.02%	16.08%										
2 50121	STEWART TITLE GUARANTY COMPANY	TX	17.86%	38.56%	10,933,905	-7.50%	18.68%	13.57%										
3 50229	CHICAGO TITLE INSURANCE COMPANY	NE	15.53%	54.10%	9,510,795	-13.08%	2.28%	8.69%										
4 50024	LAWYERS TITLE INSURANCE CORPORATION	NE	10.59%	64.68%	6,483,872	73.18%	75.95%	43.49%										
5 50083	COMMONWEALTH LAND TITLE INSURANCE COMPANY	NE	9.47%	74.15%	5,796,065	-34.21%	86.87%	50.57%										
6 51586	FIDELITY NATIONAL TITLE INSURANCE CO	CA	7.98%	82.13%	4,887,240	-20.58%	6.89%	32.21%										
7 50520	OLD REPUBLIC NATIONAL TITLE INSURANCE COMPANY	MN	7.85%	89.98%	4,808,797	14.51%	57.18%	54.97%										
8 12522	AGENTS NATIONAL TITLE INSURANCE COMPANY	MO	3.47%	93.45%	2,122,510	86.45%	36.32%	8.58%										
9 51624	UNITED GENERAL TITLE INSURANCE COMPANY	CA	2.10%	95.55%	1,288,491	-81.16%	77.56%	3.46%										
10 50067	TICOR TITLE INSURANCE COMPANY	CA	1.40%	96.96%	858,766	-23.04%	22.38%	8.93%										
11 50156	NATIONAL LAND TITLE INSURANCE COMPANY	IL	1.01%	97.96%	616,773	246.85%	0.11%	0.00%										
12 51535	TICOR TITLE INSURANCE COMPANY OF FLORIDA	NE	0.88%	98.84%	538,615	-56.91%	-34.21%	67.99%										
13 50237	LAND TITLE INSURANCE COMPANY OF ST LOUIS	MO	0.65%	99.49%	397,292	-81.72%	0.00%	0.00%										
14 50369	INVESTORS TITLE INSURANCE COMPANY	NC	0.14%	99.63%	87,476	-45.97%	0.00%	0.53%										
15 50026	COMMERCE TITLE INSURANCE COMPANY	CA	0.13%	99.76%	79,242	-75.41%	0.00%	0.00%										
16 50636	CENSTAR TITLE INSURANCE COMPANY	TX	0.12%	99.89%	74,754	-47.04%	0.00%	0.00%										
17 50857	SECURITY UNION TITLE INSURANCE COMPANY	CA	0.09%	99.98%	58,098	-90.24%	-99.50%	88.26%										
18 51411	AMERICAN GUARANTY TITLE INSURANCE COMPANY	OK	0.02%	100.00%	9,462	1196.16%	0.00%	0.00%										
19 50020	DAKOTA HOMESTEAD TITLE INSURANCE COMPANY	SD	0.00%	100.00%	1,488	0.00%	0.00%	0.00%										
20 51020	NATIONAL TITLE INSURANCE OF NEW YORK INC	NY	0.00%	100.00%	1,170	-99.83%	0.00%	0.00%										
21 51373	COLUMBIAN NATIONAL TITLE INSURANCE COMPANY	KS	0.00%	100.00%	0	0.00%	0.00%	0.00%										
Totals - All Companies			100.00%		61,235,636	-12.58%	25.87%	25.01%										
									3.37%	25.28%	-1.82%	25.28%	25.39%					

2008 MISSOURI MARKET SHARE BY GROUP - Title Insurance

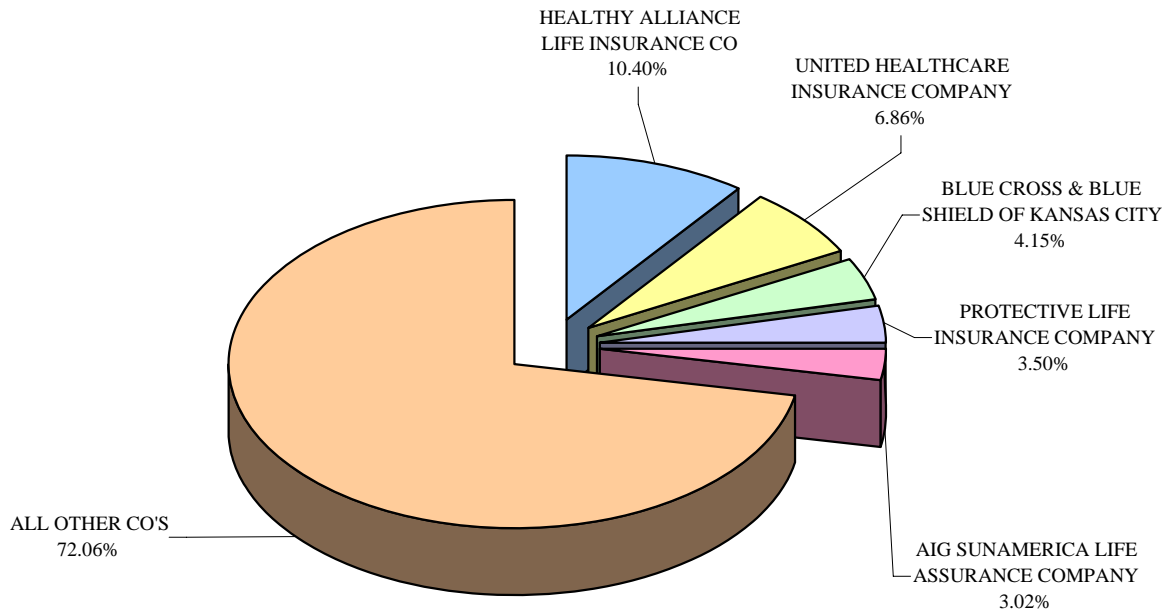
NAIC Code	Group Name	2008		2007-2008		2006-2007		2005-2006		2006-2008	
		Market Share	Cumulative Market Share	Change in Written Premium	Loss Ratio	Change in Written Premium	Loss Ratio	Change in Written Premium	Loss Ratio	Change in Written Premium	Loss Ratio
1 0670	FIDELITY NATL FIN GRP	25.89%	25.89%	15,853,514	-20.96%	3.13%	-14.13%	24.89%	-14.04%	12.18%	12.89%
2 0070	FIRST AMER TITLE GRP	23.58%	49.47%	14,441,362	-23.64%	3.71%	-4.08%	9.74%	15.67%	46.00%	20.33%
3 0099	LANDAMERICA FIN GRP	20.05%	69.53%	12,279,937	-2.18%	81.76%	-7.65%	48.58%	5.14%	26.35%	50.29%
4 0340	STEWART TITLE GRP	18.86%	88.39%	11,550,678	-3.73%	17.83%	17.16%	13.37%	25.30%	15.88%	15.77%
5 0150	OLD REPUBLIC GRP	7.87%	96.26%	4,818,259	14.71%	57.08%	-3.52%	54.96%	-15.68%	30.23%	47.18%
6 12522	AGENTS NATIONAL TITLE INSURANCE COMPANY	3.47%	99.72%	2,122,510	86.45%	36.32%	124.40%	8.58%	0.00%	0.24%	22.65%
7 0627	INVESTORS TITLE GRP	0.14%	99.87%	87,476	-45.97%	0.00%	104.33%	0.53%	-29.53%	15.51%	4.05%
8 50026	COMMERCE TITLE INSURANCE COMPANY	0.13%	100.00%	79,242	-75.41%	0.00%	-41.61%	0.00%	14.28%	0.00%	0.00%
9 50020	DAKOTA HOMESTEAD TITLE INSURANCE COMPANY	0.00%	100.00%	1,488	0.00%	0.00%	0.00%	0.00%	0.00%	0.00%	N/A
10 51020	NATIONAL TITLE INSURANCE OF NEW YORK INC	0.00%	100.00%	1,170	-99.83%	0.00%	0.00%	0.00%	0.00%	0.00%	0.00%
Totals - All Groups		100.00%		61,235,636	-12.58%	25.87%	3.37%	25.01%	-1.82%	25.28%	25.39%

TOTAL LIFE, HEALTH AND ANNUITY CONSIDERATIONS

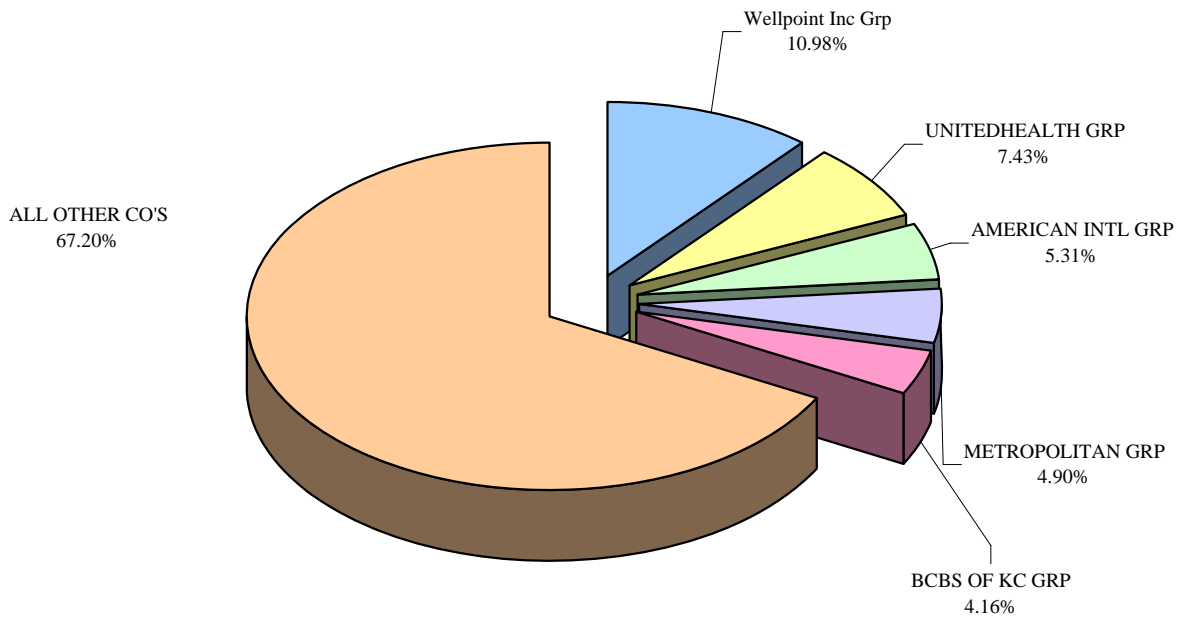
TOP 35 WRITERS

Total Life, Annuity Considerations and Health Insurance

2008 MISSOURI MARKET SHARE BY COMPANY



2008 MISSOURI MARKET SHARE BY GROUP



2008 MISSOURI MARKET SHARE BY COMPANY - Total Life, Annuity Considerations and Health Insurance

NAIC Code	Company Name	State of Domicile	2008		Cumulative Market Share	2007-2008		2006-2007		2005-2006	
			Market Share	Written Premium		Change in Written Premium	Change in Written Premium	Change in Written Premium			
1 78972	HEALTHY ALLIANCE LIFE INSURANCE CO	MO	10.40%	1,560,677,456	10.40%	4.74%	2.43%	2.81%			
2 79413	UNITED HEALTHCARE INSURANCE COMPANY	CT	6.86%	1,029,403,559	17.26%	4.30%	22.08%	25.31%			
3 47171	BLUE CROSS & BLUE SHIELD OF KANSAS CITY	MO	4.15%	623,257,868	21.42%	9.29%	11.29%	3.84%			
4 68136	PROTECTIVE LIFE INSURANCE COMPANY	TN	3.50%	525,247,532	24.92%	165.09%	101.20%	-9.47%			
5 60941	AIG SUNAMERICA LIFE ASSURANCE COMPANY	AZ	3.02%	452,802,027	27.94%	-7.46%	47.65%	12.32%			
6 81973	COVENTRY HEALTH AND LIFE INSURANCE COMPANY	DE	2.84%	425,661,766	30.77%	34.28%	33.27%	71.05%			
7 73288	HUMANA INSURANCE COMPANY	WI	2.76%	414,035,472	33.53%	21.37%	24.83%	564.10%			
8 65676	LINCOLN NATIONAL LIFE INSURANCE COMPANY	IN	2.58%	386,955,436	36.11%	-9.47%	49.20%	14.81%			
9 70688	TRANSAMERICA FINANCIAL LIFE INSURANCE COMPANY	NY	2.48%	372,346,312	38.59%	94.05%	8.56%	0.46%			
10 65978	METROPOLITAN LIFE INSURANCE COMPANY	NY	2.38%	356,518,595	40.97%	3.71%	7.72%	27.24%			
11 62944	AXA EQUITABLE LIFE INSURANCE COMPANY	NY	2.23%	334,475,193	43.20%	-1.84%	18.32%	30.49%			
12 67091	NORTHWESTERN MUTUAL LIFE INSURANCE COMPANY	WI	1.65%	248,163,616	44.85%	11.37%	11.46%	8.24%			
13 69345	TEACHERS INSURANCE AND ANNUITY ASSOCIATION OF AMERICA	NY	1.51%	226,959,314	46.36%	68.61%	-4.09%	-20.34%			
14 11529	MERCY HEALTH PLANS	MO	1.51%	226,885,728	47.88%	16.97%	29.70%	93.75%			
15 60054	AETNA LIFE INSURANCE COMPANY	CT	1.40%	210,016,352	49.28%	35.92%	62.43%	24.97%			
16 90611	ALLIANZ LIFE INSURANCE COMPANY OF NORTH AMERICA	MN	1.24%	186,453,873	50.52%	-1.09%	-7.18%	-21.57%			
17 65056	JACKSON NATIONAL LIFE INSURANCE COMPANY	MI	1.22%	183,616,389	51.74%	-10.32%	24.58%	19.72%			
18 61050	METLIFE INVESTORS USA INSURANCE COMPANY	DE	1.17%	175,870,976	52.92%	65.58%	54.67%	24.93%			
19 91596	NEW YORK LIFE INSURANCE AND ANNUITY CORPORATION	DE	1.16%	174,529,425	54.08%	16.64%	-11.95%	-2.71%			
20 61271	PRINCIPAL LIFE INSURANCE COMPANY	IA	1.06%	158,648,921	55.14%	-0.76%	13.92%	15.72%			
21 80942	ING USA ANNUITY AND LIFE INSURANCE COMPANY	IA	1.04%	155,716,571	56.17%	-22.70%	17.51%	17.50%			
22 86231	TRANSAMERICA LIFE INSURANCE COMPANY	IA	1.00%	150,782,173	57.18%	60.69%	53.80%	17.21%			
23 67466	PACIFIC LIFE INSURANCE COMPANY	NE	0.96%	144,359,530	58.14%	-16.59%	218.62%	9.16%			
24 65005	RIVERSOURCE LIFE INSURANCE COMPANY	MN	0.96%	143,607,865	59.10%	-7.15%	5.57%	30.36%			
25 69108	STATE FARM LIFE INSURANCE COMPANY	IL	0.89%	132,924,197	59.98%	23.81%	1.30%	1.27%			
26 65935	MASSACHUSETTS MUTUAL LIFE INSURANCE COMPANY	MA	0.83%	123,987,885	60.81%	0.00%	10.96%	12.33%			
27 60895	AMERICAN UNITED LIFE INSURANCE CO	IN	0.82%	122,685,420	61.63%	10.25%	33.32%	3.45%			
28 60631	AMERICAN INVESTORS LIFE INS CO	KS	0.80%	120,241,562	62.43%	74.05%	56.07%	39.82%			
29 68322	GREAT-WEST LIFE & ANNUITY INSURANCE COMPANY	CO	0.78%	117,683,265	63.21%	18.30%	-1.55%	7.52%			
30 19445	NATIONAL UNION FIRE INSURANCE COMPANY OF PITTSBURG PA	PA	0.76%	113,494,236	63.97%	-8.81%	10.78%	13.73%			
31 86630	PRUDENTIAL ANNUITIES LIFE ASSURANCE CORPORATION	CT	0.74%	110,545,124	64.71%	10.78%	7.70%	23.86%			
32 70815	HARTFORD LIFE AND ACCIDENT INSURANCE COMPANY	CT	0.72%	107,951,555	65.43%	16.14%	2.41%	7.76%			
33 86509	ING LIFE INSURANCE AND ANNUITY COMPANY	CT	0.72%	107,930,038	66.15%	5.28%	20.69%	0.59%			
34 93513	METLIFE INVESTORS INSURANCE COMPANY	MO	0.71%	105,808,546	66.85%	26.67%	53.86%	-2.35%			
35 68241	PRUDENTIAL INSURANCE COMPANY OF AMERICA THE	NJ	0.70%	105,079,951	67.55%	11.84%	-10.46%	5.79%			
Subtotals - Largest 35 Companies			67.55%	10,135,323,728		13.74%	18.67%	14.86%			
Subtotals - All Other Companies			32.45%	4,868,605,851		6.84%	6.54%	4.85%			
Totals - All Companies			100.00%	15,003,929,579		11.40%	14.27%	11.01%			

2008 MISSOURI MARKET SHARE BY GROUP - Total Life, Annuity Considerations and Health Insurance

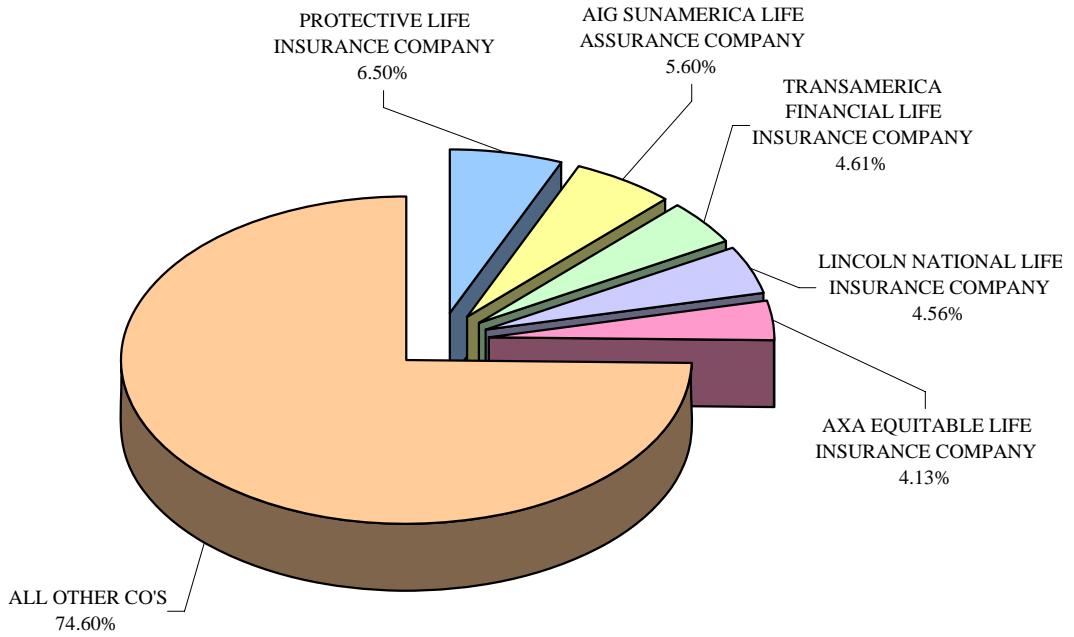
NAIC Code	Group Name	2008 Market Share	2008 Cumulative Market Share	2008 Written Premium	2007-2008 Change in Written Premium	2006-2007 Change in Written Premium	2005-2006 Change in Written Premium
1 0671	Wellpoint Inc Grp	10.98%	10.98%	1,648,142,267	5.44%	2.68%	5.85%
2 0707	UNITEDHEALTH GRP	7.43%	18.42%	1,115,405,010	3.29%	16.58%	28.04%
3 0012	AMERICAN INTL GRP	5.31%	23.73%	797,342,355	-3.05%	23.75%	9.11%
4 0241	METROPOLITAN GRP	4.90%	28.64%	735,691,755	14.94%	16.32%	7.05%
5 0537	BCBS OF KC GRP	4.16%	32.80%	624,159,299	9.16%	11.18%	3.68%
6 0468	Aegon US Holding Grp	3.92%	36.72%	588,596,743	60.43%	24.14%	5.18%
7 0458	PROTECTIVE LIFE INS GRP	3.57%	40.29%	535,131,955	157.35%	95.04%	-8.15%
8 1137	COVENTRY CORP GRP	3.40%	43.68%	509,894,263	39.55%	36.27%	90.09%
9 0119	HUMANA GRP	2.85%	46.53%	427,020,077	20.28%	25.71%	486.30%
10 0020	LINCOLN NATL GRP	2.61%	49.14%	391,272,123	-9.41%	47.97%	15.00%
11 0968	AXA INS GRP	2.32%	51.46%	348,046,038	-2.19%	17.81%	27.77%
12 0229	ING Amer Ins Holding Grp	2.17%	53.63%	326,059,260	-12.60%	12.49%	17.60%
13 0304	PRUDENTIAL OF AMER GRP	1.89%	55.52%	282,901,415	15.39%	0.15%	10.20%
14 0860	NORTHWESTERN MUT GRP	1.69%	57.20%	252,942,446	11.70%	11.72%	8.53%
15 0826	NEW YORK LIFE GRP	1.62%	58.83%	243,557,605	12.64%	-6.86%	-3.21%
16 1216	TIAA FAMILY GRP	1.53%	60.36%	229,908,685	65.88%	-3.22%	-19.96%
17 3386	Mercy Hlth Plans Grp	1.51%	61.87%	226,885,728	16.97%	29.70%	93.75%
18 0044	Aviva Grp	1.42%	63.29%	212,551,537	66.81%	26.65%	5.91%
19 0001	AETNA GRP	1.41%	64.69%	210,827,426	35.91%	61.53%	24.90%
20 0761	ALLIANZ INS GRP	1.25%	65.94%	186,822,460	-0.90%	-7.18%	-21.57%
21 0918	JACKSON NATL GRP	1.22%	67.16%	183,616,389	-10.32%	24.58%	19.72%
22 0091	HARTFORD FIRE & CAS GRP	1.20%	68.36%	179,752,619	-35.88%	90.59%	7.91%
23 0176	STATE FARM GRP	1.09%	69.45%	164,263,733	18.51%	0.43%	-5.33%
24 0332	PRINCIPAL FIN GRP	1.06%	70.51%	158,648,921	-0.76%	13.92%	15.72%
25 0435	MASS MUT LIFE INS GRP	1.02%	71.53%	153,219,505	42.60%	2.56%	4.39%
26 4011	Genworth Fin Grp	0.97%	72.51%	146,224,980	11.84%	35.70%	3.07%
27 0709	PACIFIC LIFE GRP	0.96%	73.47%	144,577,124	-16.46%	217.45%	4.03%
28 0004	Ameriprise Fin Grp	0.96%	74.43%	143,607,865	-7.15%	5.57%	30.36%
29 0619	OneAmerica Fin Partners Grp	0.94%	75.37%	140,745,132	12.73%	45.42%	2.78%
30 0904	JOHN HANCOCK GRP	0.85%	76.22%	127,797,794	31.92%	14.68%	-12.94%
31 0769	GREAT WEST GRP	0.81%	77.03%	122,030,257	17.23%	-0.76%	6.90%
32 0901	CIGNA HLTH GRP	0.80%	77.83%	120,538,667	26.50%	31.51%	28.75%
33 0565	UNUMPROVIDENT CORP GRP	0.80%	78.63%	120,047,992	7.29%	-11.51%	-0.87%
34 0953	UNIVERSAL AMER FIN CORP GRP	0.78%	79.41%	116,538,844	116.01%	29.13%	129.91%
35 0233	CONSECO GRP	0.76%	80.17%	114,184,464	7.94%	-8.07%	-18.16%
Subtotals - Largest 35 Groups		80.17%		12,028,952,733	12.77%	17.85%	13.20%
Subtotals - All Other Groups		19.83%		2,974,976,846	6.21%	2.39%	4.34%
Totals - All Groups		100.00%		15,003,929,579	11.40%	14.27%	11.01%

TOTAL LIFE AND ANNUITY CONSIDERATIONS

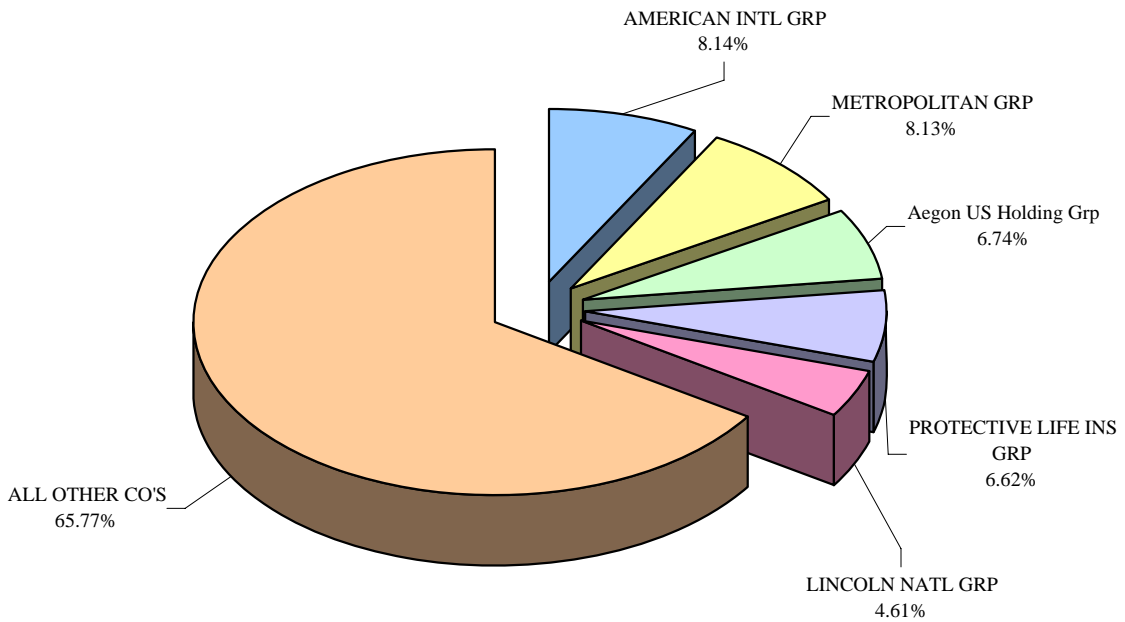
TOP 35 WRITERS

Total Life and Annuity Considerations

2008 MISSOURI MARKET SHARE BY COMPANY



2008 MISSOURI MARKET SHARE BY GROUP



2008 MISSOURI MARKET SHARE BY COMPANY - Total Life and Annuity Considerations

NAIC Code	Company Name	State of Domicile	2008		2008 Written Premium	2007-2008		2006-2007		2005-2006	
			Market Share	Cumulative Market Share		Change in Written Premium	Change in Written Premium	Change in Written Premium	Change in Written Premium		

1	68136	PROTECTIVE LIFE INSURANCE COMPANY	TN	6.50%	6.50%	524,946,249	165.36%	101.37%	-9.49%
2	60941	AIG SUNAMERICA LIFE ASSURANCE COMPANY	AZ	5.60%	12.10%	452,802,027	-7.46%	47.65%	12.32%
3	70688	TRANSAMERICA FINANCIAL LIFE INSURANCE COMPANY	NY	4.61%	16.71%	372,330,911	94.06%	8.56%	0.46%
4	65676	LINCOLN NATIONAL LIFE INSURANCE COMPANY	IN	4.56%	21.27%	368,579,593	-10.39%	43.87%	14.85%
5	62944	AXA EQUITABLE LIFE INSURANCE COMPANY	NY	4.13%	25.40%	333,756,483	-1.84%	18.41%	30.62%
6	65978	METROPOLITAN LIFE INSURANCE COMPANY	NY	3.47%	28.87%	280,427,485	10.45%	10.63%	31.66%
7	67091	NORTHWESTERN MUTUAL LIFE INSURANCE COMPANY	WI	2.82%	31.69%	228,099,505	11.84%	11.91%	8.64%
8	69345	TEACHERS INSURANCE AND ANNUITY ASSOCIATION OF AMERICA	NY	2.80%	34.49%	226,401,477	69.48%	-4.08%	-20.58%
9	65056	JACKSON NATIONAL LIFE INSURANCE COMPANY	MI	2.27%	36.76%	183,528,548	-10.32%	24.61%	19.76%
10	90611	ALLIANZ LIFE INSURANCE COMPANY OF NORTH AMERICA	MN	2.24%	39.00%	181,111,499	-0.98%	-6.90%	-21.89%
11	61050	METLIFE INVESTORS USA INSURANCE COMPANY	DE	2.18%	41.18%	175,870,976	65.58%	54.67%	24.93%
12	91596	NEW YORK LIFE INSURANCE AND ANNUITY CORPORATION	DE	2.16%	43.34%	174,529,425	16.64%	-11.95%	-2.71%
13	80942	ING USA ANNUITY AND LIFE INSURANCE COMPANY	IA	1.93%	45.26%	155,701,180	-22.70%	17.51%	17.50%
14	67466	PACIFIC LIFE INSURANCE COMPANY	NE	1.79%	47.05%	144,359,530	-16.59%	220.21%	11.92%
15	65005	RIVERSOURCE LIFE INSURANCE COMPANY	MN	1.71%	48.76%	137,889,030	-7.56%	5.70%	31.77%
16	69108	STATE FARM LIFE INSURANCE COMPANY	IL	1.64%	50.40%	132,924,197	23.81%	1.30%	1.27%
17	86231	TRANSAMERICA LIFE INSURANCE COMPANY	IA	1.52%	51.92%	122,620,497	39.21%	59.91%	17.91%
18	60631	AMERICAN INVESTORS LIFE INS CO	KS	1.49%	53.40%	120,241,562	74.05%	56.07%	39.82%
19	60895	AMERICAN UNITED LIFE INSURANCE CO	IN	1.48%	54.89%	119,880,797	10.33%	37.29%	4.14%
20	65935	MASSACHUSETTS MUTUAL LIFE INSURANCE COMPANY	MA	1.42%	56.31%	114,655,237	37.03%	11.62%	13.16%
21	86630	PRUDENTIAL ANNUITIES LIFE ASSURANCE CORPORATION	CT	1.37%	57.67%	110,545,124	10.78%	7.70%	23.86%
22	86509	ING LIFE INSURANCE AND ANNUITY COMPANY	CT	1.34%	59.01%	107,928,162	5.28%	20.70%	0.59%
23	93513	METLIFE INVESTORS INSURANCE COMPANY	MO	1.31%	60.32%	105,808,546	26.67%	53.86%	-2.35%
24	68322	GREAT-WEST LIFE & ANNUITY INSURANCE COMPANY	CO	1.25%	61.57%	101,069,664	22.85%	6.16%	3.30%
25	61689	AVIVA LIFE AND ANNUITY COMPANY	IA	1.14%	62.71%	92,253,858	58.18%	3.53%	-11.04%
26	68241	PRUDENTIAL INSURANCE COMPANY OF AMERICA THE	NJ	1.11%	63.82%	89,631,004	0.00%	-13.85%	5.43%
27	56014	THRIVENT FINANCIAL FOR LUTHERANS	WI	1.03%	64.85%	83,450,102	14.64%	-5.09%	-9.81%
28	61271	PRINCIPAL LIFE INSURANCE COMPANY	IA	0.93%	65.78%	75,106,223	-0.91%	9.45%	9.65%
29	60488	AMERICAN GENERAL LIFE INSURANCE CO	TX	0.89%	66.67%	71,788,114	15.75%	-17.49%	16.31%
30	79065	SUN LIFE ASSURANCE OF CANADA (US)	DE	0.89%	67.56%	71,623,806	-23.22%	62.14%	47.02%
31	92622	WESTERN SOUTHERN LIFE ASSURANCE COMPANY	OH	0.88%	68.44%	71,179,512	172.33%	-2.90%	-31.11%
32	79227	PRUCO LIFE INSURANCE COMPANY	AZ	0.83%	69.27%	67,198,646	30.93%	8.75%	-1.92%
33	66168	MINNESOTA LIFE INSURANCE COMPANY	MN	0.81%	70.08%	65,346,297	32.72%	5.64%	3.23%
34	65536	GENWORTH LIFE AND ANNUITY INSURANCE COMPANY	VA	0.80%	70.88%	65,019,722	10.28%	102.54%	10.62%
35	65838	JOHN HANCOCK LIFE INSURANCE COMPANY (USA)	MI	0.75%	71.63%	60,347,578	31.84%	15.38%	-24.41%
Subtotals - Largest 35 Companies				71.63%		5,788,952,566	18.42%	22.71%	7.20%
Subtotals - All Other Companies				28.37%		2,292,927,720	0.71%	4.80%	-3.13%
Totals - All Companies				100.00%		8,081,880,286	12.79%	16.39%	3.32%

2008 MISSOURI MARKET SHARE BY GROUP - Total Lfie and Annuity Considerations

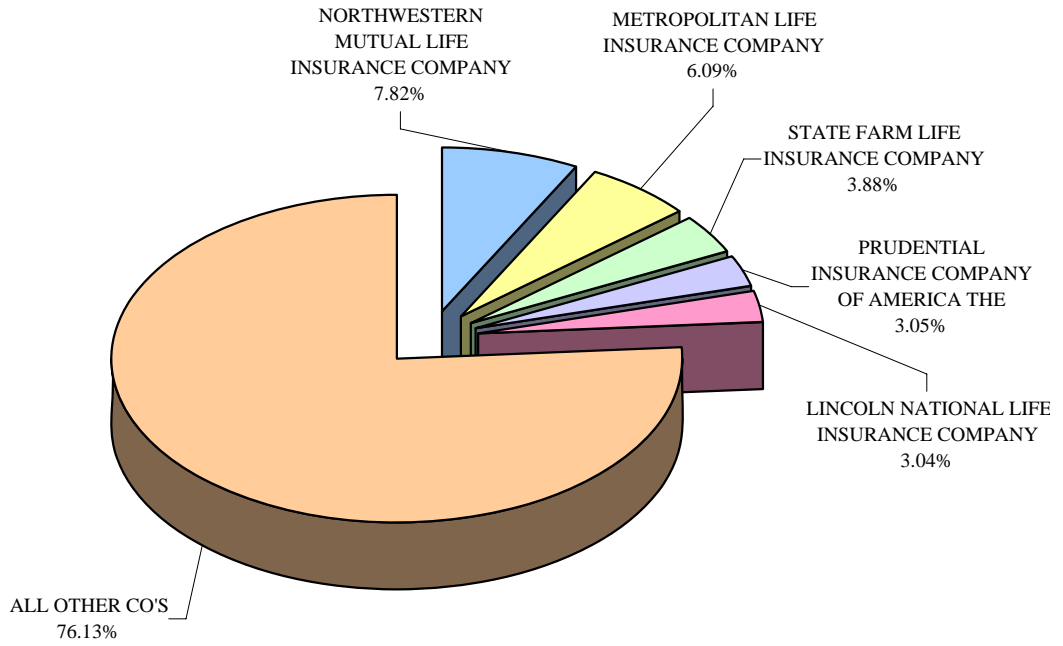
NAIC Code	Group Name	2008		2007-2008		2006-2007		2005-2006	
		Market Share	Cumulative Market Share	Change in Written Premium	Change in Written Premium	Change in Written Premium	Change in Written Premium		
1 0012	AMERICAN INTL GRP	8.14%	8.14%	657,772,602	-2.38%	27.12%	7.97%		
2 0241	METROPOLITAN GRP	8.13%	16.26%	656,655,434	20.02%	19.69%	5.28%		
3 0468	Aegon US Holding Grp	6.74%	23.00%	544,388,471	57.82%	25.61%	5.60%		
4 0458	PROTECTIVE LIFE INS GRP	6.62%	29.62%	534,829,931	157.59%	95.19%	-8.17%		
5 0020	LINCOLN NATL GRP	4.61%	34.23%	372,895,421	-10.32%	42.73%	15.05%		
6 0968	AXA INS GRP	4.29%	38.52%	346,933,150	-2.18%	17.93%	27.95%		
7 0229	ING Amer Ins Holding Grp	3.89%	42.41%	314,194,034	-13.72%	12.19%	17.51%		
8 0304	PRUDENTIAL OF AMER GRP	3.31%	45.72%	267,452,468	15.08%	-0.73%	10.26%		
9 0826	NEW YORK LIFE GRP	2.90%	48.62%	234,637,657	12.84%	-7.01%	-3.14%		
10 1216	TIAA FAMILY GRP	2.84%	51.46%	229,132,717	66.99%	-3.29%	-20.26%		
11 0860	NORTHWESTERN MUT GRP	2.82%	54.28%	228,099,505	11.84%	11.91%	8.64%		
12 0044	Aviva Grp	2.63%	56.91%	212,495,420	66.79%	26.65%	5.91%		
13 0918	JACKSON NATL GRP	2.27%	59.18%	183,528,548	-10.32%	24.61%	19.76%		
14 0761	ALLIANZ INS GRP	2.24%	61.43%	181,397,666	-0.82%	-6.90%	-21.89%		
15 0709	PACIFIC LIFE GRP	1.79%	63.22%	144,577,124	-16.46%	220.07%	9.34%		
16 0435	MASS MUT LIFE INS GRP	1.78%	65.00%	143,886,857	45.26%	2.38%	4.33%		
17 0004	Ameriprise Fin Grp	1.71%	66.70%	137,889,030	-7.56%	5.70%	31.77%		
18 0619	OneAmerica Fin Partners Grp	1.70%	68.40%	137,020,289	12.95%	50.57%	3.60%		
19 0176	STATE FARM GRP	1.64%	70.04%	132,924,197	23.81%	1.30%	1.27%		
20 0091	HARTFORD FIRE & CAS GRP	1.37%	71.41%	110,346,918	-49.64%	134.14%	-5.26%		
21 0769	GREAT WEST GRP	1.29%	72.70%	104,259,936	22.08%	5.33%	2.87%		
22 0904	JOHN HANCOCK GRP	1.28%	73.98%	103,361,125	42.48%	13.25%	-18.87%		
23 0836	WEST SOUTHERN GRP	1.24%	75.21%	100,093,702	113.81%	-0.80%	-20.63%		
24 0431	MIDLAND NATL LIFE INS GRP	1.20%	76.41%	96,868,329	25.52%	5.37%	-8.60%		
25 0549	SUN LIFE ASSUR CO OF CN GRP	1.13%	77.54%	91,172,666	-23.49%	40.31%	37.07%		
26 2938	Thivent Financial For Lutherans Grp	1.04%	78.58%	84,322,302	14.93%	-5.07%	-10.18%		
27 4011	Genworth Fin Grp	0.98%	79.57%	79,514,096	15.17%	80.44%	2.13%		
28 0008	ALLSTATE INS GRP	0.95%	80.52%	76,926,829	-5.86%	-38.03%	-28.00%		
29 0332	PRINCIPAL FIN GRP	0.93%	81.45%	75,106,223	-0.91%	9.45%	9.65%		
30 0869	MINNESOTA MUT GRP	0.81%	82.26%	65,576,191	32.19%	5.37%	3.07%		
31 0403	PHOENIX COS GRP	0.75%	83.02%	61,017,056	12.38%	4.08%	12.86%		
32 2658	American Equity Investment Grp	0.72%	83.73%	57,867,078	4.14%	0.23%	-33.36%		
33 0943	Unifi GRP	0.68%	84.41%	55,144,599	13.22%	19.36%	-18.31%		
34 1348	STANCORP FIN GRP	0.65%	85.06%	52,503,159	17.71%	22.10%	19.02%		
35 0408	AMERICAN NATL FIN GRP	0.63%	85.69%	50,806,353	54.57%	3.63%	-10.95%		
Subtotals - Largest 35 Groups		85.69%		6,925,597,083	14.28%	20.46%	2.90%		
Subtotals - All Other Groups		14.31%		1,156,283,203	4.65%	-1.80%	5.20%		
Totals - All Groups		100.00%		8,081,880,286	12.79%	16.39%	3.32%		

TOTAL LIFE INSURANCE

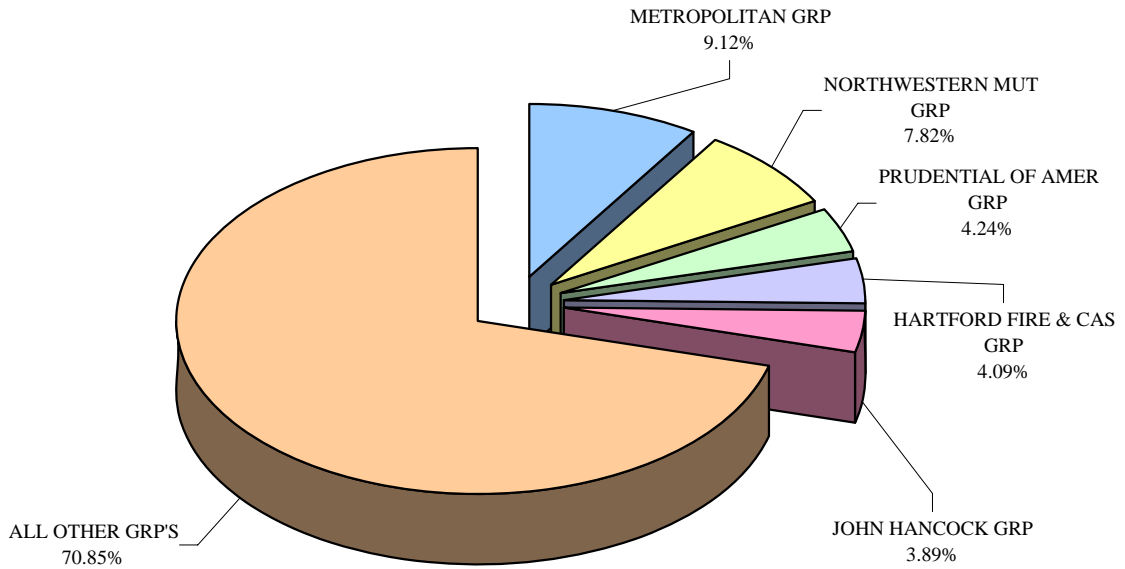
TOP 35 WRITERS

Total Life Insurance

2008 MISSOURI MARKET SHARE BY COMPANY



2008 MISSOURI MARKET SHARE BY GROUP



2008 MISSOURI MARKET SHARE BY GROUP - Total Life Insurance

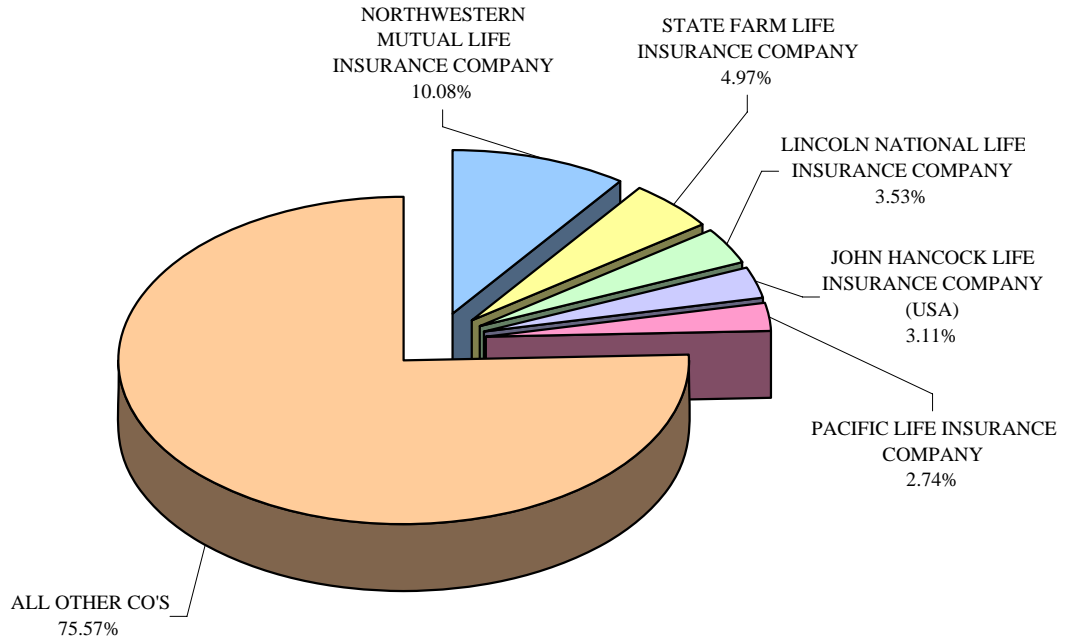
NAIC Code	Group Name	2008		2007-2008		2008		2007-2008		2008		2006-2007		2007-2008		2008		2006-2007		2007-2008		2008		2005-2006		2006-2007		2007-2008		2008		2005-2006		2006-2007		2007-2008		2008	
		Market Share	Cumulative Market Share	Change in Written Premium	In Force Amount	Change in Written Premium	In Force Amount	Change in Written Premium	In Force Amount	Change in Written Premium	In Force Amount	Change in Written Premium	In Force Amount	Change in Written Premium	In Force Amount	Change in Written Premium	In Force Amount	Change in Written Premium	In Force Amount	Change in Written Premium	In Force Amount	Change in Written Premium	In Force Amount	Change in Written Premium	In Force Amount	Change in Written Premium	In Force Amount	Change in Written Premium	In Force Amount	Change in Written Premium	In Force Amount	Change in Written Premium	In Force Amount	Change in Written Premium	In Force Amount	Change in Written Premium	In Force Amount	Change in Written Premium	In Force Amount
1 0241	METROPOLITAN GRP	9.12%	9.12%	227,699,831	-0.48%	89,487,963,221	52.06%	0.66%	23.77%	16.14%	-2.86%																												
2 0860	NORTHWESTERN MUT GRP	7.82%	16.93%	195,184,297	12.54%	25,564,553,741	7.34%	10.33%	8.11%	6.59%	6.09%																												
3 0304	PRUDENTIAL OF AMER GRP	4.24%	21.18%	105,993,568	9.15%	29,929,089,725	4.70%	-1.83%	6.37%	3.67%	18.90%																												
4 0091	HARTFORD FIRE & CAS GRP	4.09%	25.26%	102,097,910	-51.74%	22,412,205,359	37.33%	135.56%	-9.85%	-5.31%	-22.94%																												
5 0904	JOHN HANCOCK GRP	3.89%	29.15%	97,078,244	47.39%	6,978,274,602	9.80%	5.85%	2.75%	-19.17%	4.77%																												
6 0176	STATE FARM GRP	3.88%	33.03%	96,842,374	2.51%	18,987,581,094	2.80%	3.19%	3.88%	2.00%	5.93%																												
7 0826	NEW YORK LIFE GRP	3.28%	36.31%	81,934,901	-2.77%	10,174,209,139	2.13%	8.81%	5.04%	-4.83%	5.47%																												
8 0020	LINCOLN NATL GRP	3.19%	39.50%	79,611,352	-5.16%	11,583,154,390	8.48%	123.51%	92.92%	4.72%	15.22%																												
9 0468	Aegon US Holding Grp	2.60%	42.10%	64,961,529	41.79%	9,108,450,454	209.67%	38.46%	10.09%	20.29%	6.10%																												
10 0012	AMERICAN INTL GRP	2.48%	44.58%	62,021,939	-2.73%	15,211,584,185	3.18%	-14.88%	6.25%	15.57%	7.32%																												
11 0968	AXA INS GRP	2.41%	46.99%	60,171,177	4.00%	8,277,636,145	1.45%	4.34%	2.27%	10.15%	2.95%																												
12 0709	PACIFIC LIFE GRP	2.13%	49.12%	53,085,727	17.33%	4,220,192,707	8.94%	-15.61%	1.68%	11.86%	1.04%																												
13 0229	ING Amer Ins Holding Grp	2.03%	51.15%	50,694,903	-16.20%	20,506,099,639	8.32%	-11.09%	10.26%	47.64%	115.15%																												
14 0473	AMERICAN FAMILY INS GRP	1.85%	53.00%	46,217,333	1.15%	9,758,942,780	4.80%	2.60%	4.48%	3.71%	4.29%																												
15 0435	MASS MUT LIFE INS GRP	1.80%	54.80%	44,998,829	-5.12%	5,102,368,870	-4.09%	-2.82%	3.37%	1.08%	3.26%																												
16 0869	MINNESOTA MUT GRP	1.76%	56.56%	44,022,393	20.02%	13,608,822,478	11.80%	10.21%	65.11%	12.71%	18.14%																												
17 1348	STANCORP FIN GRP	1.73%	58.29%	43,227,874	-0.78%	14,591,049,823	7.92%	28.16%	19.53%	11.75%	64.23%																												
18 0458	PROTECTIVE LIFE INS GRP	1.70%	59.99%	42,369,822	-8.99%	13,402,276,362	3.09%	100.03%	114.70%	-17.36%	17.61%																												
19 0403	PHOENIX COS GRP	1.64%	61.63%	40,919,534	2.35%	5,480,023,912	3.53%	5.06%	2.67%	1.28%	4.76%																												
20 4011	Genworth Fin Grp	1.49%	63.11%	37,129,416	4.63%	12,116,549,424	1.86%	530.73%	781.80%	7.82%	20.43%																												
21 0565	UNUMPROVIDENT CORP GRP	1.42%	64.53%	35,420,048	10.43%	9,013,074,301	19.19%	-21.22%	-32.76%	-4.40%	-23.61%																												
22 0549	SUN LIFE ASSUR CO OF CN GRP	1.36%	65.89%	33,902,128	-10.75%	4,255,496,401	-24.89%	-1.22%	-2.71%	-8.82%	-32.19%																												
23 0041	CITIGROUP GRP	1.34%	67.23%	33,438,946	0.94%	9,573,775,522	1.45%	7.01%	1.77%	3.83%	3.15%																												
24 0008	ALLSTATE INS GRP	1.30%	68.53%	32,560,478	-0.18%	5,505,078,312	2.55%	5.27%	0.31%	11.30%	11.74%																												
25 0290	LIBERTY NATL GRP	1.21%	69.74%	30,154,981	0.45%	2,664,145,872	0.47%	0.28%	0.61%	1.00%	-0.73%																												
26 2938	Thrivent Financial For Lutherans Grp	1.20%	70.93%	29,881,222	0.75%	4,606,311,724	1.02%	-1.49%	0.32%	-3.01%	0.58%																												
27 0332	PRINCIPAL FIN GRP	1.17%	72.11%	29,252,867	21.67%	5,886,546,735	-3.74%	-2.04%	5.80%	-7.51%	16.84%																												
28 0123	SHELTER INS GRP	1.12%	73.23%	28,000,922	-5.67%	4,513,188,066	6.18%	6.56%	7.12%	47.45%	6.12%																												
29 0514	MISSOURI FARM BUREAU GRP	1.09%	74.32%	27,212,216	3.38%	4,019,468,284	17.07%	2.82%	4.50%	5.91%	7.48%																												
30 0901	CIGNA HLTH GRP	1.04%	75.36%	25,997,082	12.86%	3,740,456,689	-27.84%	22.25%	-25.64%	-11.98%	11.26%																												
31 0261	MUTUAL OF OMAHA GRP	1.00%	76.36%	24,981,775	3.89%	4,434,340,801	23.68%	3.76%	0.17%	3.76%	5.74%																												
32 0429	GUARDIAN LIFE GRP	0.98%	77.34%	24,558,904	8.00%	6,148,698,001	-2.07%	10.51%	13.09%	4.30%	18.26%																												
33 0212	ZURICH INS GRP	0.86%	78.20%	21,461,000	1.41%	5,981,304,199	0.27%	-0.56%	3.76%	-7.81%	2.66%																												
34 58033	KNIGHTS OF COLUMBUS	0.86%	79.06%	21,398,268	4.97%	2,568,462,209	9.80%	6.74%	8.07%	4.21%	7.76%																												
35 0181	SWISS RE GRP	0.84%	79.90%	21,073,955	-7.37%	5,036,765,933	-8.93%	58.71%	112026.91%	6.67%	-1.58%																												
Subtotals - Largest 35 Groups		79.90%		1,995,557,745	-1.09%	424,448,141,099	14.68%	15.22%	15.57%	5.03%	5.68%																												
Subtotals - All Other Groups		20.10%		502,000,858	-0.62%	84,035,690,105	-2.14%	0.63%	8.45%	1.65%	-5.52%																												
Totals - All Groups		100.00%		2,497,558,603	-1.00%	508,483,831,204	11.51%	11.97%	14.15%	4.26%	3.26%																												

ORDINARY LIFE INSURANCE

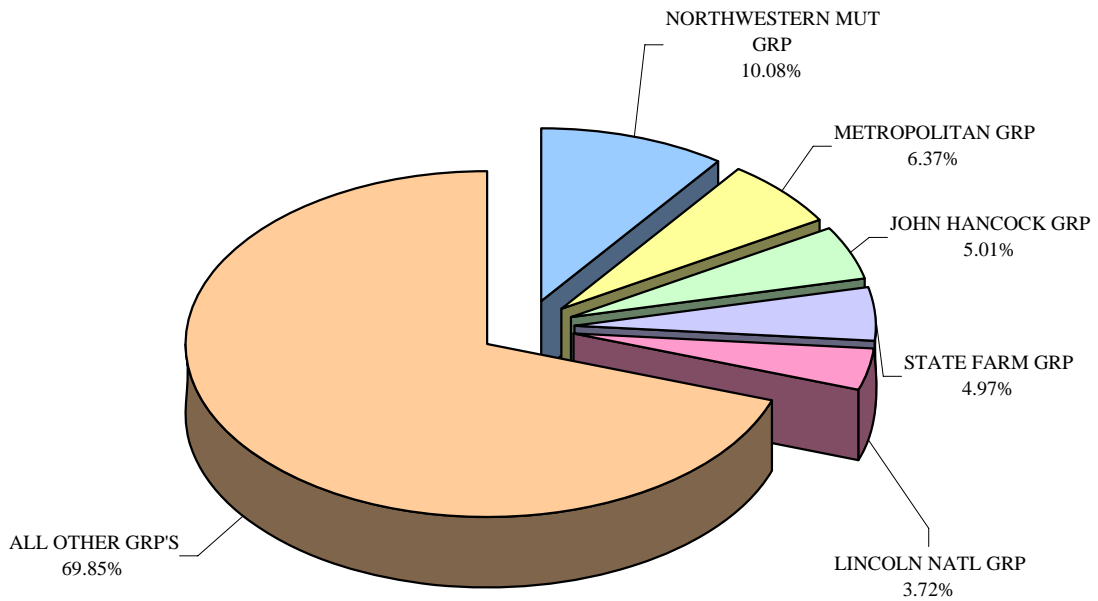
TOP 35 WRITERS

Total Ordinary Life Insurance

2008 MISSOURI MARKET SHARE BY COMPANY



2008 MISSOURI MARKET SHARE BY GROUP



2008 MISSOURI MARKET SHARE BY COMPANY - Ordinary Life Insurance

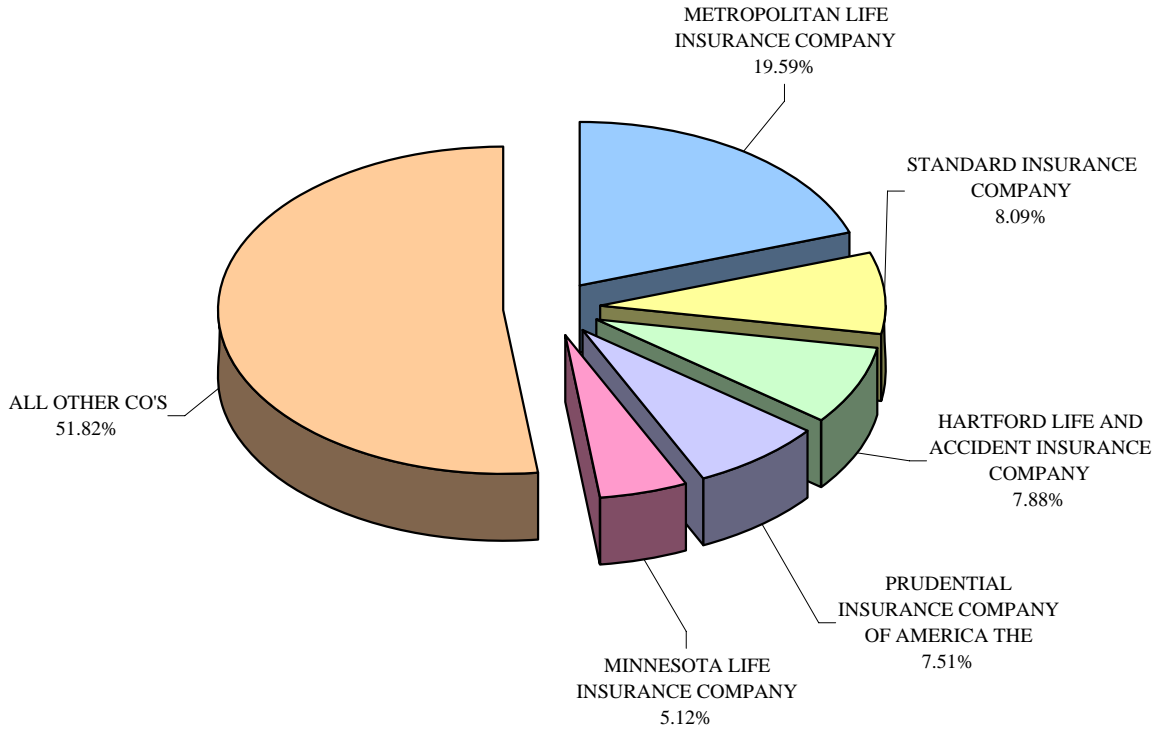
NAIC Code	Company Name	State of Domicile	2008		2007-2008		2008		2007-2008		2008		2007-2008		2008		2007-2008		2008		2007-2008		2008		2007-2008		2008		
			Market Share	Cumulative Market Share	Written Premium	Change in Written Premium	In Force Amount	Change in In Force Amount	Written Premium	Change in Written Premium	In Force Amount	Change in In Force Amount	Written Premium	Change in Written Premium	In Force Amount	Change in In Force Amount	Written Premium	Change in Written Premium	In Force Amount	Change in In Force Amount	Written Premium	Change in Written Premium	In Force Amount	Change in In Force Amount	Written Premium	Change in Written Premium	In Force Amount	Change in In Force Amount	Written Premium
1	67091 NORTHWESTERN MUTUAL LIFE INSURANCE COMPANY	WI	10.08%	10.08%	195,184,297	12.54%	25,564,553,741	7.34%	25,564,553,741	7.34%	10.33%	10.33%	8.11%	8.11%	6.59%	6.59%	6.09%	6.09%											
2	69108 STATE FARM LIFE INSURANCE COMPANY	IL	4.97%	15.05%	96,296,418	2.50%	18,643,425,656	2.80%	18,643,425,656	2.80%	3.14%	3.14%	3.96%	3.96%	1.97%	1.97%	5.93%	5.93%											
3	65676 LINCOLN NATIONAL LIFE INSURANCE COMPANY	IN	3.53%	18.58%	68,354,405	-6.55%	5,920,712,235	3.58%	5,920,712,235	3.58%	117.82%	117.82%	75.44%	75.44%	5.87%	5.87%	34.68%	34.68%											
4	65838 JOHN HANCOCK LIFE INSURANCE COMPANY (USA)	MI	3.11%	21.63%	60,274,298	31.68%	4,232,052,158	16.01%	4,232,052,158	16.01%	15.38%	15.38%	18.43%	18.43%	2.21%	2.21%	19.91%	19.91%											
5	67466 PACIFIC LIFE INSURANCE COMPANY	NE	2.74%	24.43%	53,085,727	17.33%	4,220,192,707	8.94%	4,220,192,707	8.94%	-15.57%	-15.57%	1.68%	1.68%	12.09%	12.09%	3.51%	3.51%											
6	65978 METROPOLITAN LIFE INSURANCE COMPANY	NY	2.46%	26.90%	47,692,737	18.58%	5,344,199,045	4.00%	5,344,199,045	4.00%	-8.61%	-8.61%	-2.77%	-2.77%	-8.46%	-8.46%	-7.18%	-7.18%											
7	62944 AXA EQUITABLE LIFE INSURANCE COMPANY	NY	2.44%	29.34%	47,333,291	9.04%	6,070,415,575	4.87%	6,070,415,575	4.87%	2.05%	2.05%	5.82%	5.82%	15.83%	15.83%	3.97%	3.97%											
8	60488 AMERICAN GENERAL LIFE INSURANCE CO	TX	2.41%	31.75%	46,699,675	-2.35%	11,998,018,035	7.08%	11,998,018,035	7.08%	-15.51%	-15.51%	9.46%	9.46%	26.03%	26.03%	11.70%	11.70%											
9	71153 HARTFORD LIFE AND ANNUITY INSURANCE COMPANY	CT	2.40%	34.16%	46,569,376	8.34%	3,255,222,511	14.20%	3,255,222,511	14.20%	-3.23%	-3.23%	15.20%	15.20%	13.49%	13.49%	18.67%	18.67%											
10	60399 AMERICAN FAMILY LIFE INSURANCE COMPANY	WI	2.36%	36.52%	45,700,988	0.02%	9,632,418,500	3.44%	9,632,418,500	3.44%	2.60%	2.60%	4.48%	4.48%	3.71%	3.71%	4.29%	4.29%											
11	86231 TRANSAMERICA LIFE INSURANCE COMPANY	IA	2.08%	38.59%	40,190,288	75.06%	6,543,238,264	1370.22%	6,543,238,264	1370.22%	63.05%	63.05%	16.44%	16.44%	70.83%	70.83%	5.72%	5.72%											
12	66915 NEW YORK LIFE INSURANCE COMPANY	NY	1.95%	40.55%	37,850,055	4.39%	5,297,552,850	5.13%	5,297,552,850	5.13%	1.00%	1.00%	5.52%	5.52%	-0.65%	-0.65%	6.03%	6.03%											
13	68241 PRUDENTIAL INSURANCE COMPANY OF AMERICA THE	NJ	1.86%	42.41%	36,097,483	-2.56%	4,146,902,720	7.42%	4,146,902,720	7.42%	-8.24%	-8.24%	-4.35%	-4.35%	-5.08%	-5.08%	-4.33%	-4.33%											
14	65935 MASSACHUSETTS MUTUAL LIFE INSURANCE COMPANY	MA	1.81%	44.22%	35,112,350	-0.59%	3,665,818,790	2.97%	3,665,818,790	2.97%	-13.77%	-13.77%	5.56%	5.56%	14.72%	14.72%	5.68%	5.68%											
15	68136 PROTECTIVE LIFE INSURANCE COMPANY	TN	1.71%	45.93%	33,078,374	-9.81%	8,864,851,363	-2.04%	8,864,851,363	-2.04%	143.16%	143.16%	208.61%	208.61%	-26.36%	-26.36%	7.62%	7.62%											
16	63665 GENERAL AMERICAN LIFE INSURANCE COMPANY	MO	1.71%	47.64%	33,048,390	-12.90%	4,405,874,635	-3.25%	4,405,874,635	-3.25%	-9.16%	-9.16%	-7.49%	-7.49%	-18.21%	-18.21%	-6.99%	-6.99%											
17	90204 JOHN HANCOCK VARIABLE LIFE INSURANCE COMPANY	MA	1.66%	49.30%	32,117,509	118.67%	2,192,217,303	1.54%	2,192,217,303	1.54%	-17.04%	-17.04%	-5.04%	-5.04%	-8.89%	-8.89%	-11.49%	-11.49%											
18	65536 GENWORTH LIFE AND ANNUITY INSURANCE COMPANY	VA	1.57%	50.87%	30,476,143	-0.38%	10,597,768,806	0.49%	10,597,768,806	0.49%	1168.69%	1168.69%	3620.11%	3620.11%	-9.50%	-9.50%	-11.28%	-11.28%											
19	79227 PRUCO LIFE INSURANCE COMPANY	AZ	1.54%	52.41%	29,865,776	25.23%	6,236,872,611	18.06%	6,236,872,611	18.06%	10.72%	10.72%	24.09%	24.09%	6.36%	6.36%	19.04%	19.04%											
20	56014 THRIVENT FINANCIAL FOR LUTHERANS	WI	1.54%	53.95%	29,772,217	0.76%	4,590,344,156	1.03%	4,590,344,156	1.03%	-1.44%	-1.44%	0.36%	0.36%	-3.03%	-3.03%	0.62%	0.62%											
21	65919 PRIMERICA LIFE INSURANCE COMPANY	MA	1.53%	55.48%	29,573,129	1.67%	9,243,605,094	1.56%	9,243,605,094	1.56%	4.60%	4.60%	2.07%	2.07%	2.51%	2.51%	2.79%	2.79%											
22	65757 SHELTER LIFE INSURANCE COMPANY	MO	1.40%	56.87%	27,061,914	-5.88%	4,291,603,155	6.50%	4,291,603,155	6.50%	6.85%	6.85%	7.54%	7.54%	49.99%	49.99%	6.51%	6.51%											
23	63118 FARM BUREAU LIFE INSURANCE COMPANY OF MISSOURI	MO	1.40%	58.27%	27,023,532	3.24%	3,974,470,284	17.22%	3,974,470,284	17.22%	2.85%	2.85%	4.56%	4.56%	5.87%	5.87%	7.53%	7.53%											
24	67814 PHOENIX LIFE INSURANCE COMPANY	NY	1.22%	59.48%	23,531,676	-0.79%	2,179,304,765	-5.18%	2,179,304,765	-5.18%	-2.35%	-2.35%	-5.99%	-5.99%	-6.66%	-6.66%	-3.48%	-3.48%											
25	91596 NEW YORK LIFE INSURANCE AND ANNUITY CORPORATION	DE	1.16%	60.64%	22,493,990	-20.33%	2,315,885,630	-2.72%	2,315,885,630	-2.72%	15.48%	15.48%	3.28%	3.28%	-19.10%	-19.10%	5.51%	5.51%											
26	58033 KNIGHTS OF COLUMBUS	CT	1.10%	61.75%	21,398,268	4.97%	2,568,462,209	9.80%	2,568,462,209	9.80%	6.74%	6.74%	8.07%	8.07%	4.21%	4.21%	7.76%	7.76%											
27	63177 FARMERS NEW WORLD LIFE INSURANCE CO	WA	1.09%	62.84%	21,057,281	0.40%	5,304,129,833	0.94%	5,304,129,833	0.94%	4.36%	4.36%	5.00%	5.00%	3.82%	3.82%	4.27%	4.27%											
28	70211 REASSURE AMERICA LIFE INSURANCE COMPANY	IN	1.08%	63.92%	20,890,731	-7.31%	5,028,485,941	-8.93%	5,028,485,941	-8.93%	58.01%	58.01%	111844.88%	111844.88%	6.27%	6.27%	-1.59%	-1.59%											
29	67393 OZARK NATIONAL LIFE INSURANCE COMPANY	MO	1.04%	64.96%	20,189,276	-2.24%	1,814,878,755	-2.65%	1,814,878,755	-2.65%	0.97%	0.97%	-1.78%	-1.78%	-0.62%	-0.62%	0.35%	0.35%											
30	61050 METLIFE INVESTORS USA INSURANCE COMPANY	DE	1.03%	65.99%	19,984,040	27.80%	2,324,091,846	43.66%	2,324,091,846	43.66%	97.55%	97.55%	59.15%	59.15%	261.76%	261.76%	118.96%	118.96%											
31	69868 UNITED OF OMAHA LIFE INSURANCE COMPANY	NE	0.98%	66.97%	19,049,358	1.80%	1,883,653,520	0.17%	1,883,653,520	0.17%	3.45%	3.45%	0.40%	0.40%	1.35%	1.35%	1.84%	1.84%											
32	67105 RELIASTAR LIFE INSURANCE COMPANY	MN	0.97%	67.94%	18,766,687	-1.06%	4,734,614,506	41.58%	4,734,614,506	41.58%	-1.23%	-1.23%	19.62%	19.62%	3.61%	3.61%	4.97%	4.97%											
33	61271 PRINCIPAL LIFE INSURANCE COMPANY	IA	0.94%	68.88%	18,111,670	50.26%	1,654,595,131	2.71%	1,654,595,131	2.71%	-10.26%	-10.26%	6.10%	6.10%	-26.23%	-26.23%	2.21%	2.21%											
34	65595 LINCOLN BENEFIT LIFE COMPANY	NE	0.92%	69.80%	17,886,884	6.48%	3,405,267,844	2.73%	3,405,267,844	2.73%	-1.13%	-1.13%	7.66%	7.66%	28.65%	28.65%	12.89%	12.89%											
35	93548 PHIL VARIABLE INSURANCE COMPANY	CT	0.86%	70.66%	16,565,969	8.62%	2,695,766,999	14.04%	2,695,766,999	14.04%	20.93%	20.93%	15.85%	15.85%	22.42%	22.42%	20.71%	20.71%											
Subtotals - Largest 35 Companies			70.66%		1,368,384,202	7.37%	204,841,467,673	8.47%	204,841,467,673	8.47%	10.05%	10.05%	21.19%	21.19%	4.17%	4.17%	5.70%	5.70%											
Subtotals - All Other Companies			29.34%		568,287,313	-1.22%	85,821,132,603	2.63%	85,821,132,603	2.63%	4.79%	4.79%	5.14%	5.14%	-0.39%	-0.39%	3.27%	3.27%											
Totals - All Companies			100.00%		1,936,671,515	4.70%	290,662,600,276	6.68%	290,662,600,276	6.68%	8.36%	8.36%	15.77%	15.77%	2.66%	2.66%	4.87%	4.87%											

GROUP LIFE INSURANCE

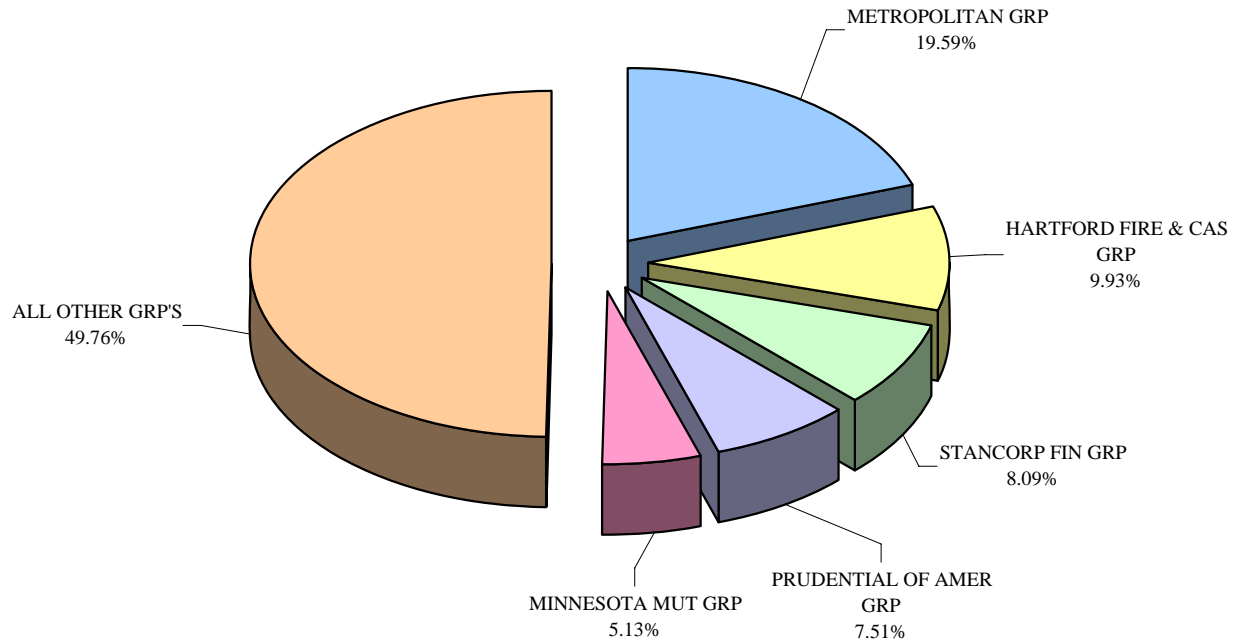
TOP 35 WRITERS

Total Group Life Insurance

2008 MISSOURI MARKET SHARE BY COMPANY



2008 MISSOURI MARKET SHARE BY GROUP



2008 MISSOURI MARKET SHARE BY COMPANY - Group Life Insurance

NAIC Code	Company Name	State of Domicile	2008 Market Share	2008 Cumulative Market Share	2008		2007-2008		2007-2008		2006-2007		2006-2007		2005-2006		2005-2006	
					Written Premium	In Force Amount	Change in Written Premium	Change in In Force Amount	Change in Written Premium	Change in In Force Amount	Change in Written Premium	Change in In Force Amount	Change in Written Premium	Change in In Force Amount	Change in Written Premium	Change in In Force Amount		
1 65978	METROPOLITAN LIFE INSURANCE COMPANY	NY	19.59%	19.59%	104,360,026	74,273,099,823	-6.51%	68.14%	-3.41%	30.42%	-3.41%	30.42%	61.04%	-3.21%				
2 69019	STANDARD INSURANCE COMPANY	OR	8.09%	27.68%	43,095,316	14,581,536,000	-0.76%	7.93%	28.31%	19.56%	28.31%	19.56%	11.94%	64.42%				
3 70815	HARTFORD LIFE AND ACCIDENT INSURANCE COMPANY	CT	7.88%	35.55%	41,969,017	16,481,121,523	15.60%	52.08%	-9.63%	-17.99%	-9.63%	-17.99%	-18.10%	26.36%				
4 68241	PRUDENTIAL INSURANCE COMPANY OF AMERICA THE	NJ	7.51%	43.06%	39,988,298	19,535,128,407	10.57%	0.53%	-2.14%	4.65%	-2.14%	4.65%	13.41%	25.52%				
5 66168	MINNESOTA LIFE INSURANCE COMPANY	MN	5.12%	48.18%	27,301,192	10,478,575,106	29.26%	12.20%	16.55%	92.62%	16.55%	92.62%	18.12%	23.54%				
6 62235	UNUM LIFE INSURANCE COMPANY OF AMERICA	ME	4.45%	52.63%	23,714,200	7,747,680,760	14.79%	22.36%	-29.38%	-37.05%	-29.38%	-37.05%	-3.30%	-25.80%				
7 66915	NEW YORK LIFE INSURANCE COMPANY	NY	3.74%	56.37%	19,919,561	1,925,015,927	12.30%	1.03%	13.92%	6.81%	13.92%	6.81%	15.24%	5.05%				
8 65498	LIFE INSURANCE COMPANY OF NORTH AMERICA	PA	3.58%	59.96%	19,087,650	1,679,835,998	24.81%	-42.63%	45.10%	-28.06%	45.10%	-28.06%	68.39%	56.45%				
9 60054	AETNA LIFE INSURANCE COMPANY	CT	2.48%	62.43%	13,193,490	5,002,826,560	-32.73%	4.76%	13.36%	36.28%	13.36%	36.28%	-12.26%	-60.92%				
10 64246	GUARDIAN LIFE INSURANCE COMPANY OF AMERICA	NY	2.24%	64.67%	11,909,963	4,908,168,000	6.11%	-3.08%	21.92%	18.04%	21.92%	18.04%	8.15%	23.67%				
11 67105	RELIASTAR LIFE INSURANCE COMPANY	MN	2.12%	66.79%	11,307,541	13,679,074,542	-26.35%	1.50%	-40.64%	9.92%	-40.64%	9.92%	281.52%	279.33%				
12 61271	PRINCIPAL LIFE INSURANCE COMPANY	IA	2.09%	68.88%	11,141,197	4,231,951,604	-7.08%	-6.05%	7.90%	5.69%	7.90%	5.69%	33.40%	23.12%				
13 88072	HARTFORD LIFE INSURANCE COMPANY	CT	2.05%	70.93%	10,931,272	1,249,797,251	-91.54%	11.99%	6302.86%	36.20%	6302.86%	36.20%	-34.69%	7.33%				
14 61069	ANTHEM LIFE INSURANCE COMPANY	IN	1.80%	72.73%	9,570,604	2,300,769,240	27.90%	-38.22%	1475.53%	531.45%	1475.53%	531.45%	11758.40%	64007.68%				
15 70408	UNION SECURITY INSURANCE COMPANY	IA	1.65%	74.38%	8,781,164	2,277,691,091	-9.78%	-12.89%	-6.78%	-3.68%	-6.78%	-3.68%	-39.84%	-56.98%				
16 68381	RELIANCE STANDARD LIFE INSURANCE COMPANY	IL	1.55%	75.93%	8,279,867	2,777,395,860	-15.22%	-15.29%	9.74%	9.30%	9.74%	9.30%	10.58%	10.56%				
17 65676	LINCOLN NATIONAL LIFE INSURANCE COMPANY	IN	1.43%	77.37%	7,641,174	3,555,615,416	14.46%	27.59%	N/A	N/A	N/A	N/A	100.00%	N/A				
18 91472	GLOBE LIFE AND ACCIDENT INSURANCE COMPANY	NE	1.40%	78.77%	7,477,379	647,168,147	29.44%	24.03%	10.65%	48.28%	10.65%	48.28%	10.16%	9.29%				
19 64505	HOMESTEADERS LIFE COMPANY	IA	1.32%	80.09%	7,026,031	38,398,713	19.91%	15.99%	16.32%	22.97%	16.32%	22.97%	1.59%	22.59%				
20 91529	UNIMERICA INSURANCE COMPANY	WI	1.23%	81.31%	6,527,768	3,101,357,369	-0.07%	-11.23%	470.18%	311.60%	470.18%	311.60%	N/A	N/A				
21 91642	FORETHOUGHT LIFE INSURANCE COMPANY	IN	1.12%	82.43%	5,962,046	79,757,298	-4.17%	0.66%	-14.25%	1.20%	-14.25%	1.20%	-6.73%	3.40%				
22 69868	UNITED OF OMAHA LIFE INSURANCE COMPANY	NE	1.10%	83.54%	5,884,005	2,545,184,890	11.41%	49.78%	5.01%	-0.05%	5.01%	-0.05%	13.69%	10.45%				
23 65021	STONEBRIDGE LIFE INSURANCE COMPANY	VT	1.00%	84.54%	5,322,323	253,149,144	-1.01%	-5.04%	16.66%	11.14%	16.66%	11.14%	-2.12%	-7.15%				
24 80802	SUN LIFE ASSURANCE COMPANY OF CANADA	MI	1.00%	85.53%	5,313,756	1,863,203,180	184.92%	-38.02%	-32.60%	-9.41%	-32.60%	-9.41%	-16.97%	-48.00%				
25 62626	CUNA MUTUAL INSURANCE SOCIETY	IA	0.87%	86.40%	4,640,559	397,879,771	3.90%	-2.56%	3.90%	0.80%	3.90%	0.80%	3.71%	2.04%				
26 65935	MASSACHUSETTS MUTUAL LIFE INSURANCE COMPANY	MA	0.78%	87.18%	4,156,080	414,871,835	-32.37%	-35.85%	338.95%	11.70%	338.95%	11.70%	-73.49%	17.53%				
27 79413	UNITED HEALTHCARE INSURANCE COMPANY	CT	0.73%	87.91%	3,888,594	2,257,367,649	-9.60%	-20.51%	-47.63%	-10.09%	-47.63%	-10.09%	104.19%	16.18%				
28 65129	KANSAS CITY LIFE INSURANCE COMPANY	MO	0.61%	88.53%	3,270,749	1,030,496,768	2.35%	-0.42%	-5.19%	-9.07%	-5.19%	-9.07%	-6.10%	10.47%				
29 62308	CONNECTICUT GENERAL LIFE INS CO	CT	0.59%	89.12%	3,165,710	1,499,516,783	5.99%	-8.63%	-17.54%	-24.36%	-17.54%	-24.36%	-29.85%	-23.06%				
30 71129	FORT DEARBORN LIFE INSURANCE COMPANY	IL	0.59%	89.71%	3,155,714	1,348,939,891	8.42%	25.08%	-10.64%	-8.71%	-10.64%	-8.71%	11.05%	-7.81%				
31 94358	USABLE LIFE	AR	0.46%	90.17%	2,448,908	199,808,347	173.52%	45.25%	2072.90%	317.12%	2072.90%	317.12%	176.15%	105.72%				
32 86231	TRANSAMERICA LIFE INSURANCE COMPANY	IA	0.46%	90.63%	2,443,488	366,022,354	52.45%	13.73%	-9.75%	-10.48%	-9.75%	-10.48%	5.21%	61.25%				
33 67989	AMERICAN MEMORIAL LIFE INSURANCE COMPANY	SD	0.44%	91.08%	2,360,561	26,688,781	-25.25%	1.12%	-14.38%	4.03%	-14.38%	4.03%	-23.68%	5.09%				
34 65242	LAFAYETTE LIFE INSURANCE COMPANY THE	IN	0.42%	91.50%	2,240,693	375,925,365	-2.31%	-45.99%	18.16%	25.41%	18.16%	25.41%	-9.86%	16.06%				
35 66281	MONUMENTAL LIFE INSURANCE COMPANY	IA	0.39%	91.89%	2,074,929	90,063,393	-8.88%	-45.18%	236.26%	60.64%	236.26%	60.64%	-13.16%	-10.62%				
Subtotals - Largest 35 Companies			91.89%		489,550,825	203,221,082,786	-17.66%	21.04%	32.51%	15.45%	32.51%	15.45%	16.43%	1.35%				
Subtotals - All Other Companies			8.11%		43,232,894	11,943,582,214	-5.19%	-5.67%	-28.96%	-19.51%	-28.96%	-19.51%	-17.67%	0.26%				
Totals - All Companies			100.00%		532,783,719	215,164,665,000	-16.78%	19.17%	24.82%	12.04%	24.82%	12.04%	10.69%	1.24%				

2008 MISSOURI MARKET SHARE BY GROUP - Group Life Insurance

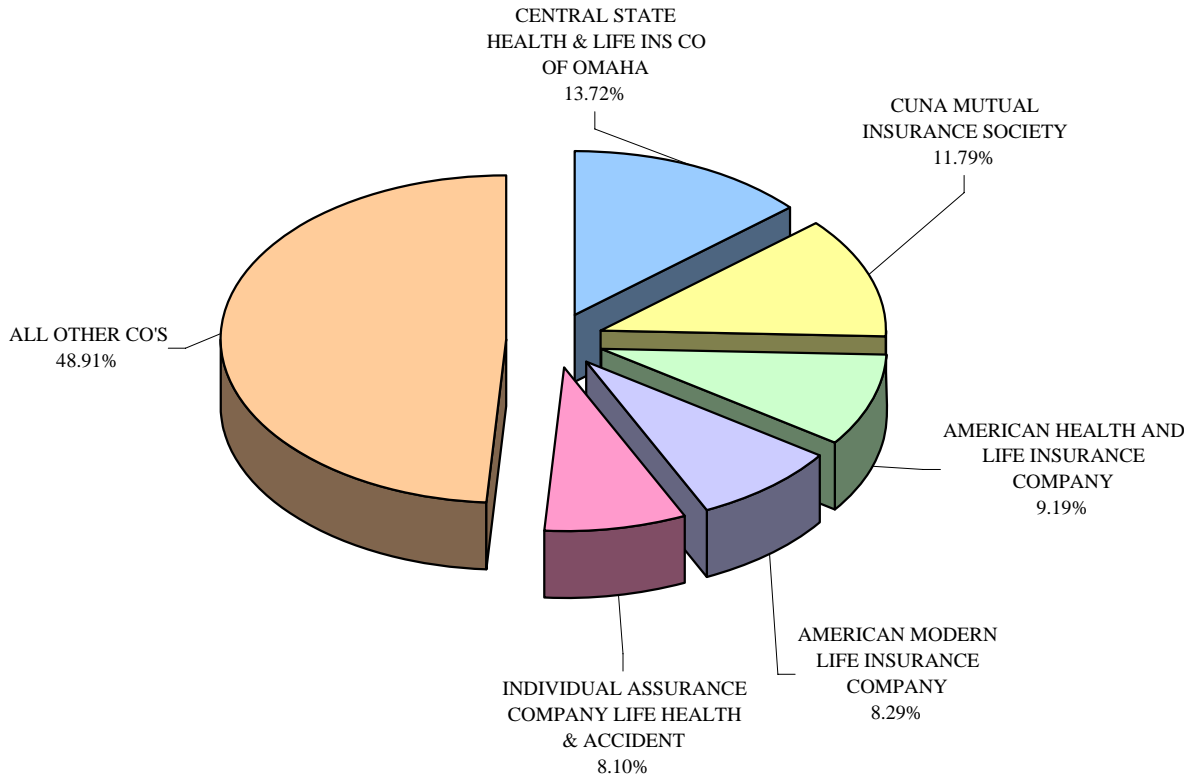
NAIC Code	Group Name	2008 Market Share	2008 Cumulative Market Share	2007-2008		2008 In Force Amount	2006-2007		2007-2008 In Force Amount	2005-2006		2005-2006 Change in Force Amount	
				Change in Written Premium	Change in Premium		Change in Written Premium	Change in Premium					
1 0241	METROPOLITAN GRP	19.59%	19.59%	104,362,710	-6.51%	74,273,272,323	-3.41%	30.42%	68.14%	-3.41%	30.42%	61.04%	-3.22%
2 0091	HARTFORD FIRE & CAS GRP	9.93%	29.52%	52,902,936	-68.05%	17,731,514,082	292.39%	-14.83%	48.33%	292.39%	-14.83%	-19.08%	-24.98%
3 1348	STANCORP FIN GRP	8.09%	37.61%	43,095,316	-0.76%	14,581,536,000	28.31%	19.56%	7.93%	28.31%	19.56%	11.94%	64.42%
4 0304	PRUDENTIAL OF AMER GRP	7.51%	45.11%	39,988,298	10.57%	19,535,128,407	-2.14%	4.65%	0.53%	-2.14%	4.65%	13.41%	25.52%
5 0869	MINNESOTA MUT GRP	5.13%	50.24%	27,332,813	29.21%	10,491,531,643	16.73%	92.89%	12.19%	16.73%	92.89%	18.12%	23.54%
6 0565	UNUMPROVIDENT CORP GRP	4.49%	54.74%	23,947,520	14.48%	7,793,962,299	-29.37%	-37.02%	22.15%	-29.37%	-37.02%	-3.91%	-25.93%
7 0901	CIGNA HLTH GRP	4.18%	58.92%	22,266,037	21.65%	3,182,566,536	-30.52%	-26.75%	-30.52%	28.96%	-26.75%	23.87%	14.99%
8 0826	NEW YORK LIFE GRP	3.80%	62.72%	20,265,034	9.62%	1,932,332,837	1.02%	7.22%	1.02%	16.86%	7.22%	14.96%	5.05%
9 0001	AETNA GRP	2.48%	65.20%	13,193,490	-32.73%	5,002,826,560	4.76%	36.28%	4.76%	13.36%	36.28%	-12.26%	-60.92%
10 0429	GUARDIAN LIFE GRP	2.24%	67.44%	11,951,113	6.10%	4,914,088,000	-3.07%	17.99%	-3.07%	21.74%	17.99%	8.07%	23.56%
11 0019	Assurant Inc Grp	2.19%	69.62%	11,642,739	-13.02%	2,393,042,186	-8.94%	-3.33%	-12.03%	-8.94%	-3.33%	-35.67%	-56.25%
12 0229	ING Amer Ins Holding Grp	2.14%	71.77%	11,423,949	-26.11%	13,800,009,064	1.40%	9.69%	1.40%	-40.63%	9.69%	274.46%	266.93%
13 0332	PRINCIPAL FIN GRP	2.09%	73.86%	11,141,197	-7.08%	4,231,951,604	-6.05%	5.69%	-6.05%	7.90%	5.69%	33.40%	23.12%
14 0707	UNITEDHEALTH GRP	2.03%	75.89%	10,792,065	-3.15%	5,415,929,018	-15.11%	56.67%	-15.11%	12.66%	56.67%	118.07%	45.48%
15 0671	Wellpoint Inc Grp	1.87%	77.76%	9,964,222	-5.11%	2,406,709,778	-39.27%	1.14%	-39.27%	-23.51%	1.14%	6.81%	11.07%
16 0468	Aegon US Holding Grp	1.86%	79.61%	9,895,642	6.24%	711,135,055	-5.82%	7.21%	-5.82%	30.72%	7.21%	-1.67%	17.64%
17 0074	DELPHI FIN GRP	1.55%	81.17%	8,279,867	-15.22%	2,777,395,860	-9.74%	9.30%	-15.22%	9.74%	9.30%	10.58%	10.56%
18 0290	LIBERTY NATL GRP	1.48%	82.65%	7,890,272	27.15%	706,523,397	20.98%	40.49%	20.98%	10.16%	40.49%	9.51%	8.53%
19 0549	SUN LIFE ASSUR CO OF CN GRP	1.46%	84.11%	7,791,159	75.61%	2,482,885,680	-33.57%	-7.31%	-33.57%	-64.92%	-7.31%	7.84%	-43.19%
20 0020	LINCOLN NATL GRP	1.44%	85.55%	7,646,078	14.45%	3,555,990,416	27.59%	743124.37%	27.59%	136405.52%	743124.37%	36.82%	-21.05%
21 64505	HOMESTEADERS LIFE COMPANY	1.32%	86.86%	7,026,031	19.91%	38,398,713	15.99%	22.97%	15.99%	16.32%	22.97%	1.59%	22.59%
22 1266	FORETHOUGHT FIN SERV GRP	1.12%	87.98%	5,962,046	-4.17%	79,757,298	0.66%	1.20%	-4.17%	-14.25%	1.20%	-6.73%	3.40%
23 0261	MUTUAL OF OMAHA GRP	1.10%	89.09%	5,884,005	11.41%	2,545,184,890	49.78%	-0.05%	49.78%	5.01%	-0.05%	13.69%	10.45%
24 0306	CUNA MUT GRP	0.87%	89.96%	4,643,879	3.90%	397,992,671	-2.57%	0.80%	-2.57%	3.89%	0.80%	3.71%	2.03%
25 0435	MASS MUT LIFE INS GRP	0.78%	90.74%	4,156,080	-32.37%	414,871,835	-35.85%	11.70%	-35.85%	338.95%	11.70%	-73.49%	17.53%
26 0588	KANSAS CITY LIFE INS GRP	0.61%	91.35%	3,270,749	2.35%	1,030,496,768	-0.42%	-9.07%	-0.42%	-5.19%	-9.07%	-6.10%	10.47%
27 0917	HCSC GRP	0.59%	91.95%	3,155,714	8.42%	1,348,939,891	25.08%	-8.71%	25.08%	-10.64%	-8.71%	11.05%	-7.81%
28 0012	AMERICAN INTL GRP	0.55%	92.50%	2,949,532	4.73%	1,648,813,347	-8.40%	-4.18%	-8.40%	-13.34%	-4.18%	-3.01%	-1.06%
29 0876	ARKANSAS BCBS GRP	0.46%	92.96%	2,448,908	173.52%	199,808,347	45.25%	317.12%	45.25%	2072.90%	317.12%	176.15%	105.72%
30 0836	WEST SOUTHERN GRP	0.42%	93.38%	2,240,693	-2.31%	375,925,365	-45.99%	25.41%	-45.99%	18.16%	25.41%	-9.86%	16.06%
31 0119	HUMANA GRP	0.40%	93.78%	2,108,288	29.69%	182,017,412	-70.11%	151.70%	-70.11%	156.44%	151.70%	61.22%	144.47%
32 0233	CONSECO GRP	0.38%	94.16%	2,028,129	11.49%	40,732,634	8.43%	3.76%	13.15%	8.43%	3.76%	5.19%	5.21%
33 0140	NATIONWIDE CORP GRP	0.37%	94.53%	1,968,996	77.19%	50,883,531	57.43%	0.15%	57.43%	280.67%	0.15%	-71.79%	-0.34%
34 0408	AMERICAN NATL FIN GRP	0.36%	94.88%	1,895,016	-14.98%	453,263,592	18.17%	-1.19%	18.17%	11.53%	-1.19%	28.20%	9.64%
35 0451	FIDELITY SECURITY GRP	0.35%	95.23%	1,849,855	-0.75%	1,083,143,483	-5.32%	-9.63%	-5.32%	-5.34%	-9.63%	-1.94%	-9.03%
Subtotals - Largest 35 Groups		95.23%		507,360,378	-17.39%	207,810,560,522	19.93%	12.70%	19.93%	26.86%	12.70%	15.45%	1.10%
Subtotals - All Other Groups		4.77%		25,423,341	-2.32%	7,354,104,478	1.08%	-1.69%	1.08%	-9.53%	-1.69%	-34.66%	4.33%
Totals - All Groups		100.00%		532,783,719	-16.78%	215,164,665,000	19.17%	12.04%	19.17%	24.82%	12.04%	10.69%	1.24%

CREDIT LIFE INSURANCE

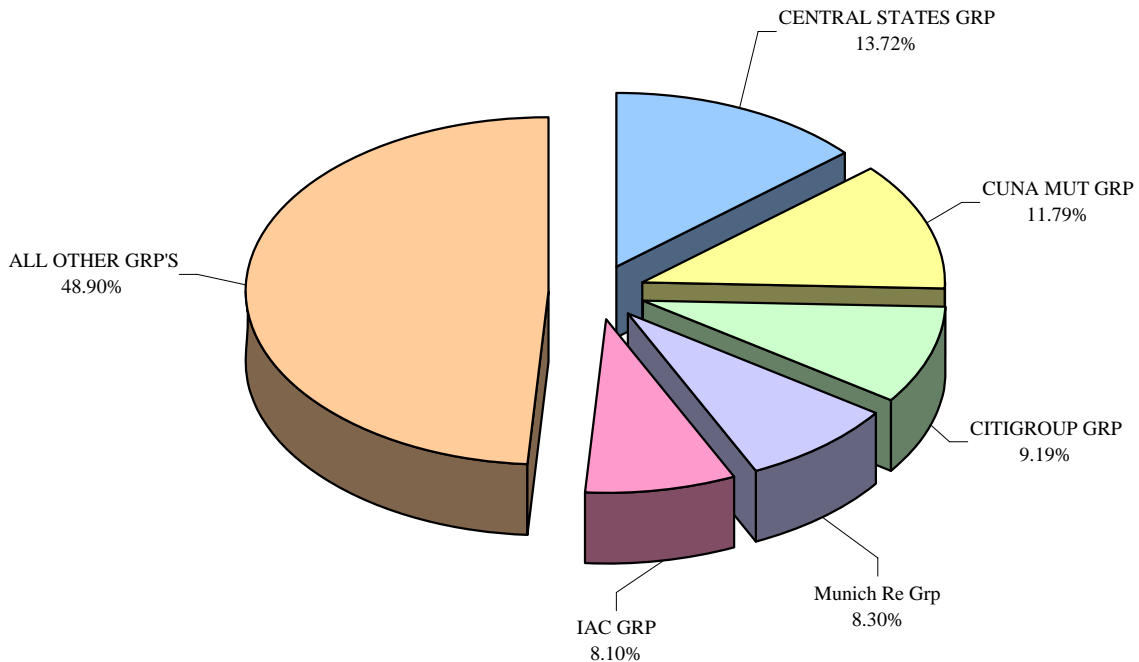
TOP 35 WRITERS

Total Credit Life Insurance

2008 MISSOURI MARKET SHARE BY COMPANY



2008 MISSOURI MARKET SHARE BY GROUP



2008 MISSOURI MARKET SHARE BY COMPANY - Credit Life Insurance

NAIC Code	Company Name	State of Domicile	2008		2007-2008		2006-2007		2005-2006		2004-2005	
			Market Share	Cumulative Market Share	Written Premium	Change in Written Premium	In Force Amount	Change in In Force Amount	Written Premium	Change in Written Premium	In Force Amount	Change in In Force Amount
1 61751	CENTRAL STATE HEALTH & LIFE INS CO OF OMAHA	NE	13.72%	13.72%	3,829,659	-2.87%	281,587,282	2.14%	9.64%	3.04%	-3.09%	1.13%
2 62626	CUNA MUTUAL INSURANCE SOCIETY	IA	11.79%	25.51%	3,290,457	-3.59%	356,292,954	-11.62%	-5.22%	-2.41%	9.47%	-2.34%
3 60518	AMERICAN HEALTH AND LIFE INSURANCE COMPANY	TX	9.19%	34.70%	2,564,380	-3.40%	180,343,365	6.35%	51.65%	-9.27%	39.72%	40.98%
4 65811	AMERICAN MODERN LIFE INSURANCE COMPANY	OH	8.29%	42.99%	2,313,948	-3.54%	171,979,926	-42.95%	41.58%	102.94%	16.72%	-4.24%
5 81779	INDIVIDUAL ASSURANCE COMPANY LIFE HEALTH & ACCIDENT	MO	8.10%	51.09%	2,261,444	-17.32%	194,342,261	-11.58%	-2.94%	-6.00%	-12.87%	-10.71%
6 86231	TRANSAMERICA LIFE INSURANCE COMPANY	IA	6.54%	57.63%	1,825,925	N/A	160,030,037	N/A	N/A	N/A	N/A	N/A
7 93777	HOUSEHOLD LIFE INSURANCE COMPANY	MI	6.22%	63.86%	1,737,105	-33.25%	116,293,072	-17.85%	22.45%	-9.28%	-15.24%	-23.64%
8 60275	AMERICAN BANKERS LIFE ASSURANCE OF FLORIDA	FL	5.38%	69.24%	1,501,183	-16.56%	156,052,531	-12.03%	-5.11%	18.00%	42.30%	27.82%
9 64211	GUARANTEE TRUST LIFE INSURANCE CO	IL	4.73%	73.97%	1,320,599	-38.69%	123,290,270	-9.46%	38.46%	1.68%	-6.52%	-9.73%
10 71455	CARDIF LIFE INSURANCE COMPANY	KS	4.31%	78.28%	1,202,944	-36.30%	133,484,154	-13.16%	-17.60%	0.97%	-16.38%	19.58%
11 60739	AMERICAN NATIONAL INSURANCE COMPANY	TX	3.76%	82.04%	1,049,182	-20.96%	86,148,368	-7.68%	9.23%	0.28%	-11.29%	-6.46%
12 65951	MERIT LIFE INSURANCE COMPANY	IN	2.37%	84.41%	662,791	-13.79%	48,526,098	-3.69%	-7.38%	6.90%	-18.26%	-26.87%
13 67628	PEKIN LIFE INSURANCE COMPANY	IL	2.32%	86.74%	648,619	21.16%	39,686,173	17.14%	2.81%	21.43%	74.03%	40.80%
14 60895	AMERICAN UNITED LIFE INSURANCE CO	IN	1.83%	88.57%	511,810	-12.30%	38,452,625	-4.63%	-1.22%	29.18%	159.92%	124.71%
15 62383	CENTURION LIFE INSURANCE COMPANY	IA	1.83%	90.40%	509,690	-8.20%	43,648,377	-14.64%	6.27%	-8.60%	52.47%	-4.42%
16 66168	MINNESOTA LIFE INSURANCE COMPANY	MN	1.77%	92.17%	494,470	-3.74%	34,577,475	3.69%	26.45%	0.75%	10.88%	38.76%
17 68373	AMERICAN GENERAL ASSURANCE COMPANY	IL	1.51%	93.68%	421,421	-52.30%	92,382,390	-51.19%	-63.49%	0.63%	-20.51%	-47.25%
18 60534	AMERICAN HERITAGE LIFE INSURANCE COMPANY	FL	1.40%	95.08%	390,052	-41.69%	53,915,704	-18.81%	-8.98%	-8.32%	-28.03%	-4.86%
19 76007	OLD UNITED LIFE INSURANCE COMPANY	AZ	0.98%	96.06%	273,650	-9.71%	33,706,383	-10.66%	-21.20%	-8.71%	-6.97%	-7.02%
20 60836	AMERICAN REPUBLIC INSURANCE COMPANY	IA	0.90%	96.96%	252,483	-24.61%	0	N/A	-10.72%	N/A	-35.81%	N/A
21 61824	CHEROKEE NATIONAL LIFE INSURANCE COMPANY	GA	0.71%	97.67%	197,541	-41.12%	19,974,462	-26.75%	-28.37%	-13.84%	-10.88%	-9.05%
22 68136	PROTECTIVE LIFE INSURANCE COMPANY	TN	0.68%	98.35%	190,104	3.08%	28,638,137	-31.81%	222.53%	-34.91%	-86.82%	-34.33%
23 80020	MOUNTAIN LIFE INSURANCE COMPANY	TN	0.44%	98.79%	124,066	2.44%	18,770,000	-25.31%	60.44%	-32.75%	-84.99%	-38.74%
24 98736	AMERICAN FEDERATED LIFE INSURANCE COMPANY	MS	0.41%	99.20%	113,734	16.96%	8,746,841	8.67%	113.11%	143.57%	N/A	N/A
25 65021	STONEBRIDGE LIFE INSURANCE COMPANY	VT	0.41%	99.61%	113,384	-8.93%	8,272,800	-13.71%	-11.01%	-6.76%	-13.97%	-8.72%
26 65757	SHELTER LIFE INSURANCE COMPANY	MO	0.35%	99.95%	96,398	9.79%	13,069,111	-6.73%	-28.76%	-13.33%	3.41%	-8.13%
27 71870	FIDELITY SECURITY LIFE INSURANCE COMPANY	MO	0.20%	100.15%	54,533	-3.68%	4,730,627	-2.72%	-10.11%	-0.40%	-9.20%	-10.22%
28 62596	UNION FIDELITY LIFE INSURANCE COMPANY	IL	0.13%	100.28%	35,469	-13.29%	1,186,930	-13.50%	-13.52%	-8.64%	-12.03%	-24.41%
29 66087	MIDWEST NATIONAL LIFE INSURANCE COMPANY OF TENNESSEE	TX	0.13%	100.40%	35,419	-43.60%	5,175,778	-23.56%	-53.91%	-14.64%	18.00%	9.99%
30 68160	BALBOA LIFE INSURANCE COMPANY	CA	0.11%	100.51%	29,312	-12.14%	2,585,437	-20.17%	-17.99%	-3.84%	-17.47%	-41.75%
31 71323	ZALE LIFE INSURANCE COMPANY	AZ	0.08%	100.59%	22,388	-15.16%	1,040,217	1.68%	-13.62%	-15.90%	-11.68%	-19.57%
32 92649	AMERICAN UNDERWRITERS LIFE INSURANCE COMPANY	AZ	0.05%	100.64%	14,100	-4.76%	1,070,820	-20.72%	-40.95%	-27.62%	-2.54%	-23.11%
33 61506	RESOURCE LIFE INSURANCE COMPANY	IL	0.04%	100.68%	11,871	-97.95%	43,409,001	-40.71%	-18.55%	-20.61%	-28.49%	-20.81%
34 70106	UNITED STATES LIFE INSURANCE COMPANY NEW YORK	NY	0.01%	100.69%	2,853	1288.75%	863,530	-40.65%	-101.67%	-52.42%	-17.96%	-41.56%
35 74365	SOUTHERN PIONEER LIFE INSURANCE COMPANY	AR	0.01%	100.70%	2,702	74.55%	436,000	71847.19%	123.49%	-60.83%	-109.39%	-99.97%
Subtotals - Largest 35 Companies			100.70%		28,105,686	-11.70%	2,503,709,136	-10.41%	1.69%	3.00%	-5.27%	-8.55%
Subtotals - All Other Companies			-0.70%		(195,445)	-126.02%	58,807,374	-39.18%	-52.86%	-29.18%	4.40%	-21.98%
Totals - All Companies			100.00%		27,910,241	-14.33%	2,562,516,510	-11.37%	-0.95%	1.46%	-4.84%	-9.30%

2008 MISSOURI MARKET SHARE BY GROUP - Credit Life Insurance

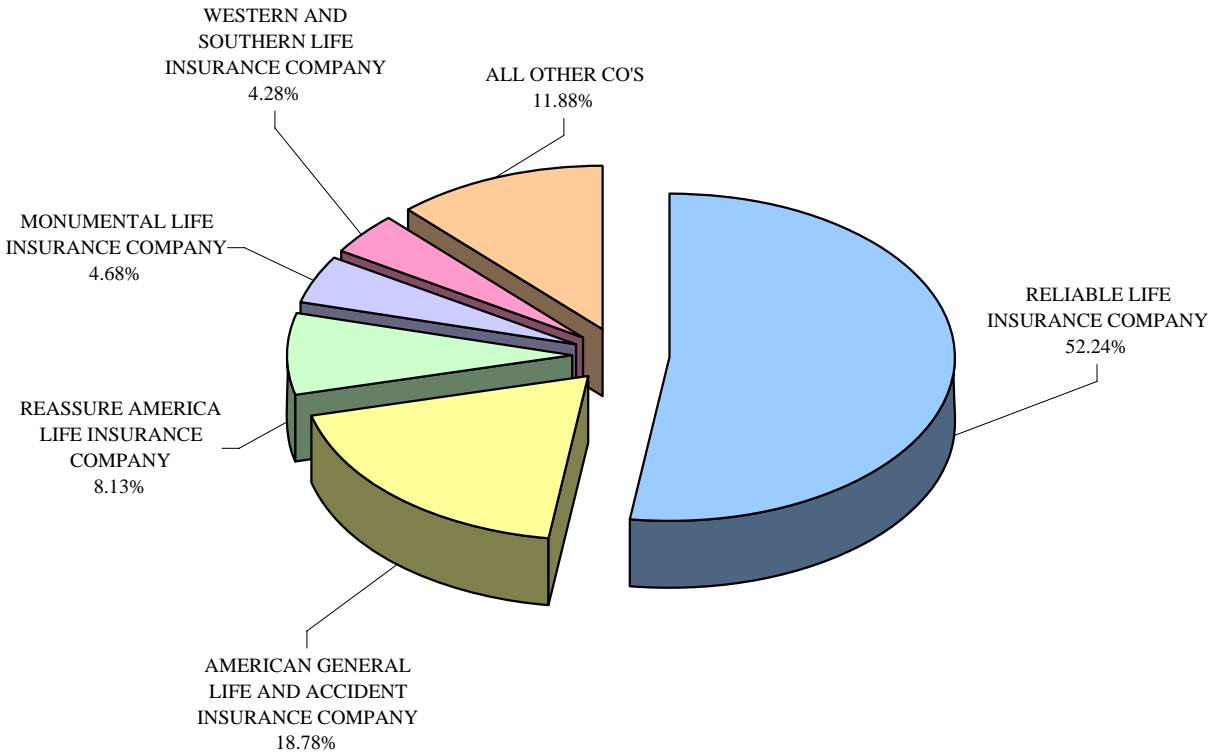
NAIC Code	Group Name	2008 Market Share	2008 Cumulative Market Share	2008		2007-2008		2008		2006-2007		2005-2006		2005-2006	
				Market Share	Share	Change in Written Premium	Change in In Force Amount	In Force Amount	Change in Written Premium	Change in In Force Amount	Change in Written Premium	Change in In Force Amount			
1 0690	CENTRAL STATES GRP	13.72%	13.72%	3,829,659	-2.87%	281,587,282	2.14%	9.64%	3.04%	-3.09%	1.13%				
2 0306	CUNA MUT GRP	11.79%	25.51%	3,290,457	-3.59%	356,292,954	-11.62%	-5.22%	-2.41%	9.47%	-2.34%				
3 0041	CITIGROUP GRP	9.19%	34.70%	2,564,380	-3.40%	180,343,365	6.35%	51.65%	-9.27%	39.72%	40.98%				
4 0361	Munich Re Grp	8.30%	43.00%	2,316,650	-3.49%	172,415,926	-42.81%	42.23%	102.94%	10.90%	-6.99%				
5 0312	IAC GRP	8.10%	51.10%	2,261,444	-17.32%	194,342,261	-11.58%	-2.94%	-6.00%	-12.87%	-10.71%				
6 0468	Aegon US Holding Grp	6.95%	58.05%	1,939,309	1457.63%	168,302,837	1655.48%	-11.01%	-6.76%	-13.97%	-8.72%				
7 0352	HSBC Grp	6.22%	64.27%	1,737,105	-33.25%	116,293,072	-17.85%	22.45%	-9.28%	-15.24%	-23.64%				
8 0019	Assurant Inc Grp	5.38%	69.65%	1,501,183	-16.56%	156,052,531	-12.03%	-5.11%	18.00%	42.30%	27.82%				
9 0687	GUARANTEE TRUST GRP	4.73%	74.38%	1,320,599	-38.69%	123,290,270	-9.46%	38.46%	1.68%	-6.52%	-9.73%				
10 3764	Cardif Holdings Grp	4.31%	78.69%	1,202,944	-36.30%	133,484,154	-13.16%	-17.60%	0.97%	-16.38%	19.58%				
11 0012	AMERICAN INTL GRP	3.89%	82.59%	1,087,065	-34.20%	141,772,018	-41.20%	-49.38%	1.19%	-19.94%	-44.10%				
12 0408	AMERICAN NATL FIN GRP	3.76%	86.35%	1,049,182	-20.96%	86,148,368	-7.68%	9.23%	0.28%	-11.29%	-6.46%				
13 0869	MINNESOTA MUT GRP	2.48%	88.83%	692,011	-18.51%	54,551,937	-10.01%	-2.91%	-6.38%	-1.94%	10.40%				
14 0153	PEKIN INS GRP	2.32%	91.15%	648,619	21.16%	39,686,173	17.14%	2.81%	21.43%	74.03%	40.80%				
15 0619	OneAmerica Fin Partners Grp	1.83%	92.99%	511,810	-12.30%	38,452,625	-4.63%	-1.22%	29.18%	159.92%	124.71%				
16 0471	Wells Fargo Grp	1.83%	94.81%	509,690	-8.20%	43,648,377	-14.64%	6.27%	-8.60%	52.47%	-4.42%				
17 0008	ALLSTATE INS GRP	1.40%	96.21%	390,052	-41.69%	53,915,704	-18.81%	-8.98%	-8.54%	-27.95%	-5.40%				
18 0697	VAN ENT GRP	0.98%	97.19%	273,650	-9.71%	33,706,383	-10.66%	-21.20%	-8.71%	-6.97%	-7.02%				
19 3527	American Republic Mut Grp	0.90%	98.09%	252,483	-24.61%	0	N/A	-10.72%	N/A	-35.81%	N/A				
20 0458	PROTECTIVE LIFE INS GRP	0.68%	98.78%	190,104	3.08%	28,638,137	-31.81%	222.53%	-34.91%	-86.82%	-34.33%				
21 80020	MOUNTAIN LIFE INSURANCE COMPANY	0.44%	99.22%	124,066	2.44%	18,770,000	-25.31%	60.44%	-32.75%	-84.99%	-38.74%				
22 0641	FIRST TOWER GRP	0.41%	99.63%	113,734	16.96%	8,746,841	8.67%	113.11%	143.57%	N/A	N/A				
23 0123	SHELTER INS GRP	0.35%	99.97%	96,398	9.79%	13,069,111	-6.73%	-28.76%	-13.33%	3.41%	-8.13%				
24 0451	FIDELITY SECURITY GRP	0.20%	100.17%	54,533	-3.68%	4,730,627	-2.72%	-10.11%	-0.40%	-9.20%	-10.22%				
25 0350	General Electric Grp	0.13%	100.30%	35,469	-13.29%	1,186,930	-13.50%	-13.52%	-8.64%	-12.03%	-24.41%				
26 0264	HealthMarkets Grp	0.13%	100.42%	35,419	-43.60%	5,175,778	-23.56%	-53.91%	-14.64%	18.00%	9.99%				
27 1330	Balboa Ins Grp	0.11%	100.53%	29,312	-12.14%	2,585,437	-20.17%	-17.99%	-3.84%	-17.47%	-41.75%				
28 0669	ZALE CORP GRP	0.08%	100.61%	22,388	-15.16%	2,040,217	1.68%	-13.62%	-15.90%	-11.68%	-19.57%				
29 0863	INTER AMER GRP	0.05%	100.66%	14,347	-16.05%	1,224,016	-29.89%	-30.62%	-34.86%	12.91%	-33.20%				
30 4254	The Warranty Grp	0.04%	100.70%	11,871	-97.95%	43,409,001	-40.71%	-18.55%	-20.61%	-28.49%	-20.81%				
31 0241	METROPOLITAN GRP	0.00%	100.70%	0	0.00%	235,734	-1.25%	-100.00%	-79.61%	N/A	N/A				
32 0689	BANKERS INS GRP	0.00%	100.70%	0	0.00%	0	-100.00%	N/A	-75.72%	N/A	686.93%				
33 1281	BANKAMERICA CORP GRP	0.00%	100.70%	0	-100.00%	0	-100.00%	-53.74%	-87.66%	N/A	N/A				
34 3502	American Specialty Grp	0.00%	100.70%	0	0.00%	52,030	-18.01%	N/A	-19.26%	100.00%	-57.84%				
35 61018	MAGNA INSURANCE COMPANY	0.00%	100.70%	0	-100.00%	39,720	-43.68%	-91.73%	-61.75%	-38.33%	-82.57%				
Subtotals - Largest 35 Groups		100.70%		28,105,933	-11.70%	2,504,189,816	-10.42%	1.64%	2.93%	-5.29%	-8.57%				
Subtotals - All Other Groups		-0.70%		(195,692)	-126.15%	58,326,694	-39.17%	-52.53%	-28.40%	4.93%	-21.94%				
Totals - All Groups		100.00%		27,910,241	-14.33%	2,562,516,510	-11.37%	-0.95%	1.46%	-4.84%	-9.30%				

INDUSTRIAL LIFE INSURANCE

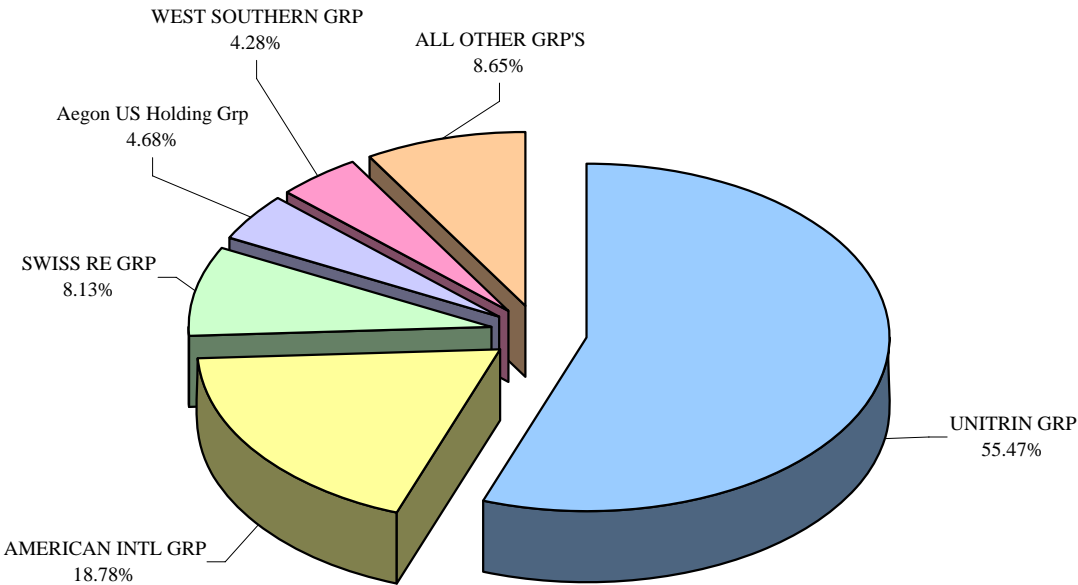
TOP WRITERS

Total Industrial Life Insurance

2008 MISSOURI MARKET SHARE BY COMPANY



2008 MISSOURI MARKET SHARE BY GROUP



2008 MISSOURI MARKET SHARE BY COMPANY - Industrial Life Insurance

NAIC Code	Company Name	State of Domicile	2008		2007-2008		2008		2007-2008		2006-2007		2005-2006		2005-2006	
			Market Share	Cumulative Market Share	Written Premium	Change in Written Premium	In Force Amount	Change in In Force Amount	Written Premium	Change in Written Premium	In Force Amount	Change in In Force Amount	Written Premium	Change in Written Premium	In Force Amount	Change in In Force Amount
1 68357	RELIABLE LIFE INSURANCE COMPANY	MO	52.24%	52.24%	100,897	-11.68%	40,809,342	-3.65%	-10.53%	-3.17%	-13.57%	-4.33%				
2 66672	AMERICAN GENERAL LIFE AND ACCIDENT INSURANCE COMPAN	TN	18.78%	71.03%	36,276	-10.80%	20,115,610	-3.84%	-9.99%	-3.62%	-12.03%	-3.64%				
3 70211	REASSURE AMERICA LIFE INSURANCE COMPANY	IN	8.13%	79.16%	15,708	-41.60%	500	0.00%	N/A	N/A	N/A	N/A				
4 66281	MONUMENTAL LIFE INSURANCE COMPANY	IA	4.68%	83.84%	9,038	-10.04%	3,477,604	-33.10%	-7.79%	-4.52%	-20.94%	-5.30%				
5 70483	WESTERN AND SOUTHERN LIFE INSURANCE COMPANY	OH	4.28%	88.12%	8,268	-12.40%	17,007,997	-2.53%	-9.82%	-2.74%	-14.45%	-2.03%				
6 61093	ATLANTA LIFE INSURANCE COMPANY	GA	4.24%	92.37%	8,196	-16.54%	2,552,000	-5.13%	-12.34%	-3.34%	-16.48%	-2.79%				
7 69930	UNITED INSURANCE COMPANY OF AMERICA	IL	3.23%	95.59%	6,229	-10.57%	2,507,903	-4.98%	21.34%	-2.92%	-4.27%	-4.76%				
8 60739	AMERICAN NATIONAL INSURANCE COMPANY	TX	2.77%	98.36%	5,342	-27.67%	6,981,752	-3.44%	38.21%	-3.65%	-51.44%	-4.17%				
9 69485	SECURITY NATIONAL LIFE INSURANCE COMPANY	UT	2.02%	100.38%	3,904	2.39%	93,806	3.30%	-15.64%	-1.88%	1453.26%	N/A				
10 60291	AMERICAN CAPITOL INSURANCE COMPANY	TX	0.20%	100.58%	387	-14.19%	28,647	-3.37%	-46.05%	-14.43%	9.57%	-2.81%				
11 65331	LIBERTY NATIONAL LIFE INSURANCE COMPANY	NE	0.14%	100.72%	269	-9.43%	132,287	8.97%	-12.90%	32.03%	10.71%	-17.64%				
12 65056	JACKSON NATIONAL LIFE INSURANCE COMPANY	MI	0.08%	100.80%	164	-53.01%	54,388	-0.63%	318.13%	7.26%	N/A	5.31%				
13 61921	CITIZENS SECURITY LIFE INS CO	KY	0.04%	100.84%	70	0.00%	5,000	0.00%	0.00%	0.00%	0.00%	0.00%				
14 76236	CINCINNATI LIFE INSURANCE COMPANY THE	OH	0.03%	100.87%	54	8.00%	2,447	-4.11%	-26.47%	-4.35%	4.62%	-4.85%				
15 70114	UNITY MUTUAL LIFE INSURANCE COMPANY	NY	0.02%	100.88%	29	-45.28%	8,063	0.44%	1.92%	8.93%	92.59%	0.53%				
16 62103	COLUMBIAN MUTUAL LIFE INSURANCE CO	NY	0.01%	100.89%	22	N/A	4,315	89.17%	N/A	-31.30%	N/A	0.51%				
17 61476	BOSTON MUTUAL LIFE INSURANCE COMPANY	MA	0.00%	100.90%	6	-14.29%	0	N/A	0.00%	N/A	-12.50%	N/A				
18 65536	GENWORTH LIFE AND ANNUITY INSURANCE COMPANY	VA	0.00%	100.90%	0	N/A	44,390	0.00%	N/A	0.00%	-100.00%	-6.82%				
19 70130	UNIVERSAL GUARANTY LIFE INSURANCE COMPANY	OH	0.00%	100.90%	0	N/A	3,000	N/A	N/A	N/A	-100.00%	N/A				
20 61492	LIBERTY LIFE INSURANCE COMPANY	SC	-0.10%	100.80%	(185)	-125.69%	34,708	-11.70%	9.09%	-8.34%	N/A	N/A				
21 70408	UNION SECURITY INSURANCE COMPANY	IA	-0.80%	100.00%	(1,546)	-2056.96%	185,659	-4.08%	122.01%	-4.02%	-2664.29%	-11.66%				
Totals - All Companies			100.00%	100.00%	193,128	-16.52%	94,049,418	-5.07%	3.95%	-3.26%	-13.69%	-3.69%				

2008 MISSOURI MARKET SHARE BY GROUP - Industrial Life Insurance

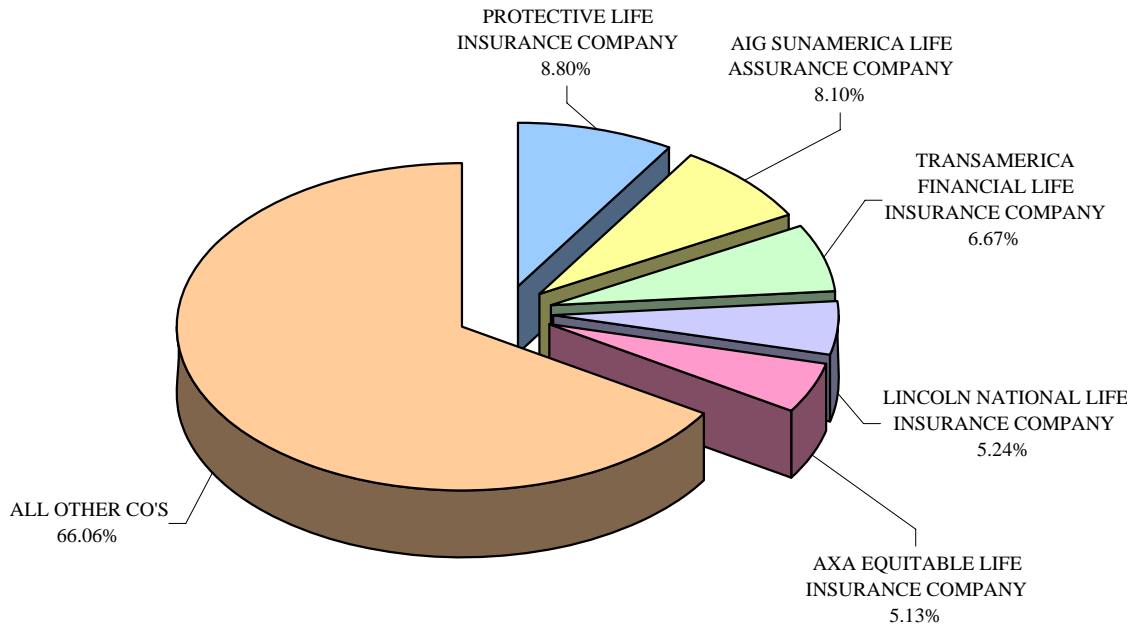
NAIC Code	Group Name	2008		2007-2008		2008		2007-2008		2008		2006-2007		2006-2007		2005-2006		2005-2006	
		Market Share	Cumulative Market Share	Written Premium	Change in Written Premium	In Force Amount	Change in In Force Amount	Written Premium	Change in Written Premium	In Force Amount	Change in In Force Amount	Written Premium	Change in Written Premium	In Force Amount	Change in In Force Amount	Written Premium	Change in Written Premium	In Force Amount	Change in In Force Amount
1 0215	UNITRIN GRP	55.47%	55.47%	107,126	-11.62%	43,317,245	-3.73%	9.16%	-9.16%	43,317,245	-3.73%	-3.16%	-3.16%	13,211	-13.21%	13,211	-4.35%	-4.35%	-4.35%
2 0012	AMERICAN INTL GRP	18.78%	74.25%	36,276	-10.80%	20,115,610	-3.84%	-9.99%	-9.99%	20,115,610	-3.84%	-3.62%	-3.62%	12,033	-12.03%	12,033	-3.64%	-3.64%	-3.64%
3 0181	SWISS RE GRP	8.13%	82.39%	15,708	0.00%	500	0.00%	N/A	N/A	500	0.00%	N/A	N/A	N/A	N/A	N/A	N/A	N/A	N/A
4 0468	Aegon US Holding Grp	4.68%	87.07%	9,038	-10.04%	3,477,604	-33.10%	-7.79%	-7.79%	3,477,604	-33.10%	-4.52%	-4.52%	20,944	-20.94%	20,944	-5.30%	-5.30%	-5.30%
5 0836	WEST SOUTHERN GRP	4.28%	91.35%	8,268	-12.40%	17,007,997	-2.53%	-9.82%	-9.82%	17,007,997	-2.53%	-2.74%	-2.74%	14,455	-14.45%	14,455	-2.03%	-2.03%	-2.03%
6 61093	ATLANTA LIFE INSURANCE COMPANY	4.24%	95.59%	8,196	-16.54%	2,552,000	-5.13%	-12.34%	-12.34%	2,552,000	-5.13%	-3.34%	-3.34%	16,488	-16.48%	16,488	-2.79%	-2.79%	-2.79%
7 0408	AMERICAN NATL FIN GRP	2.77%	98.36%	5,342	-27.67%	6,981,752	-3.44%	-38.21%	-38.21%	6,981,752	-3.44%	-3.65%	-3.65%	51,444	-51.44%	51,444	-4.17%	-4.17%	-4.17%
8 0454	SECURITY NATL GRP	2.02%	100.38%	3,904	2.39%	93,806	3.30%	-15.64%	-15.64%	93,806	3.30%	-1.88%	-1.88%	1453.26	1453.26%	1453.26	N/A	N/A	N/A
9 4299	JT Correll Grp	0.20%	100.58%	387	-14.19%	31,647	6.75%	-46.05%	-46.05%	31,647	6.75%	-14.43%	-14.43%	0.84	0.84%	0.84	-2.81%	-2.81%	-2.81%
10 0290	LIBERTY NATL GRP	0.14%	100.72%	269	-9.43%	132,287	8.97%	-12.90%	-12.90%	132,287	8.97%	32.03%	32.03%	10,711	10.71%	10,711	-17.64%	-17.64%	-17.64%
11 0918	JACKSON NATL GRP	0.08%	100.80%	164	-53.01%	54,388	-0.63%	318.13%	318.13%	54,388	-0.63%	7.26%	7.26%	N/A	N/A	N/A	5.31%	5.31%	5.31%
12 1310	CITIZENS FIN INC GRP	0.04%	100.84%	70	0.00%	5,000	0.00%	0.00%	0.00%	5,000	0.00%	0.00%	0.00%	0.00	0.00%	0.00	0.00%	0.00%	0.00%
13 0244	CINCINNATI FIN GRP	0.03%	100.87%	54	8.00%	2,447	-4.11%	-26.47%	-26.47%	2,447	-4.11%	-4.35%	-4.35%	4.62	4.62%	4.62	-4.85%	-4.85%	-4.85%
14 0786	UNITY MUT GRP	0.02%	100.88%	29	-45.28%	8,063	0.44%	1.92%	1.92%	8,063	0.44%	8.93%	8.93%	92.59	92.59%	92.59	0.53%	0.53%	0.53%
15 0535	COLUMBIAN LIFE GRP	0.01%	100.89%	22	0.00%	4,315	89.17%	N/A	N/A	4,315	89.17%	-31.30%	-31.30%	N/A	N/A	N/A	0.51%	0.51%	0.51%
16 0581	BOSTON MUT GRP	0.00%	100.90%	6	-14.29%	0	N/A	0.00%	0.00%	0	N/A	N/A	N/A	-12.50%	-12.50%	-12.50%	N/A	N/A	N/A
17 4011	Genworth Fin Grp	0.00%	100.90%	0	0.00%	44,390	0.00%	N/A	N/A	44,390	0.00%	0.00%	0.00%	-100.00%	-100.00%	-100.00%	-6.82%	-6.82%	-6.82%
18 61492	LIBERTY LIFE INSURANCE COMPANY	-0.10%	100.80%	(185)	-125.69%	34,708	-11.70%	9.09%	9.09%	34,708	-11.70%	-8.34%	-8.34%	N/A	N/A	N/A	N/A	N/A	N/A
19 0019	Assurant Inc Grp	-0.80%	100.00%	(1,546)	-2056.96%	185,659	-4.08%	122.01%	122.01%	185,659	-4.08%	-4.02%	-4.02%	-2664.29	-2664.29%	-2664.29	-11.66%	-11.66%	-11.66%
Totals - All Groups		100.00%		193,128	-16.52%	94,049,418	-5.07%	3.95%	3.95%	94,049,418	-5.07%	-3.26%	-3.26%	-13.69%	-13.69%	-13.69%	-3.69%	-3.69%	-3.69%

TOTAL ANNUITY CONSIDERATIONS

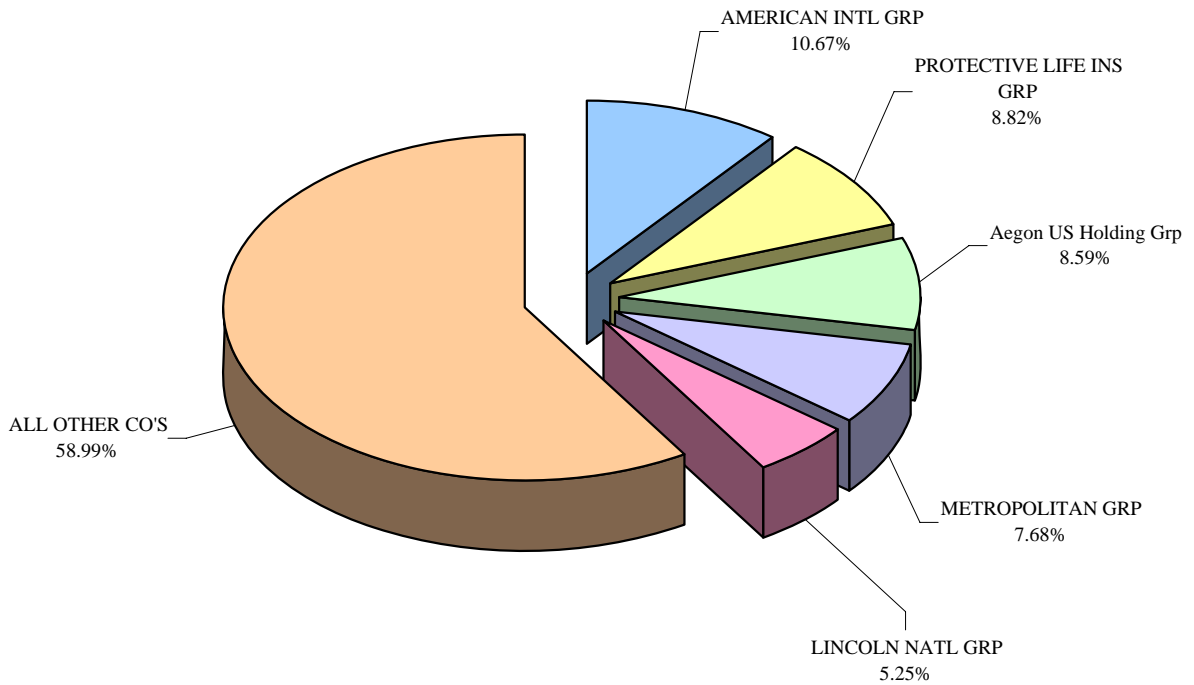
TOP 35 WRITERS

Total Annuity Considerations

2008 MISSOURI MARKET SHARE BY COMPANY



2008 MISSOURI MARKET SHARE BY GROUP



2008 MISSOURI MARKET SHARE BY COMPANY - Total Annuity Considerations

NAIC Code	Company Name	State of Domicile	2008		2008 Written Premium	2007-2008		2006-2007		2005-2006	
			Market Share	Cumulative Market Share		Change in Written Premium	Written Premium	Change in Written Premium	Written Premium	Change in Written Premium	
1 68136	PROTECTIVE LIFE INSURANCE COMPANY	TN	8.80%	8.80%	491,674,817	205.46%	93.71%	-5.16%			
2 60941	AIG SUNAMERICA LIFE ASSURANCE COMPANY	AZ	8.10%	16.91%	452,386,092	-7.46%	47.74%	12.35%			
3 70688	TRANSAMERICA FINANCIAL LIFE INSURANCE COMPANY	NY	6.67%	23.57%	372,223,949	94.12%	8.57%	0.47%			
4 65676	LINCOLN NATIONAL LIFE INSURANCE COMPANY	IN	5.24%	28.81%	292,584,014	-11.74%	31.38%	16.17%			
5 62944	AXA EQUITABLE LIFE INSURANCE COMPANY	NY	5.13%	33.94%	286,423,192	-3.43%	21.25%	33.58%			
6 69345	TEACHERS INSURANCE AND ANNUITY ASSOCIATION OF AMERICA	NY	3.96%	37.90%	221,409,162	72.19%	-4.27%	-21.16%			
7 90611	ALLIANT LIFE INSURANCE COMPANY OF NORTH AMERICA	MI	3.18%	41.08%	177,554,989	-0.86%	-7.13%	-22.30%			
8 65056	JACKSON NATIONAL LIFE INSURANCE COMPANY	MI	3.04%	44.12%	169,504,730	-10.64%	27.67%	22.55%			
9 61050	METLIFE INVESTORS USA INSURANCE COMPANY	DE	2.79%	46.91%	155,886,936	72.10%	49.09%	15.11%			
10 80942	ING USA ANNUITY AND LIFE INSURANCE COMPANY	IA	2.78%	49.69%	155,199,734	-22.75%	17.60%	17.62%			
11 91596	NEW YORK LIFE INSURANCE AND ANNUITY CORPORATION	DE	2.72%	52.41%	151,689,962	25.73%	-16.94%	0.72%			
12 65978	METROPOLITAN LIFE INSURANCE COMPANY	NY	2.30%	54.71%	128,374,722	25.78%	45.95%	28.36%			
13 65005	RIVERSOURCE LIFE INSURANCE COMPANY	MN	2.21%	56.91%	123,342,114	-8.90%	5.79%	34.79%			
14 60631	AMERICAN INVESTORS LIFE INS CO	KS	2.15%	59.07%	120,229,923	74.06%	56.09%	39.83%			
15 60895	AMERICAN UNITED LIFE INSURANCE CO	IN	2.04%	61.11%	114,036,144	10.30%	40.77%	2.72%			
16 86630	PRUDENTIAL ANNUITIES LIFE ASSURANCE CORPORATION	CT	1.98%	63.09%	110,503,113	10.79%	7.71%	23.87%			
17 93513	METLIFE INVESTORS INSURANCE COMPANY	MO	1.89%	64.98%	105,741,205	27.06%	53.52%	-1.90%			
18 86509	ING LIFE INSURANCE AND ANNUITY COMPANY	CT	1.88%	66.86%	104,839,217	5.93%	21.49%	1.28%			
19 68322	GREAT-WEST LIFE & ANNUITY INSURANCE COMPANY	CO	1.72%	68.58%	96,005,333	26.72%	3.46%	3.45%			
20 67466	PACIFIC LIFE INSURANCE COMPANY	NE	1.63%	70.21%	91,273,803	-28.59%	27840.55%	N/A			
21 61689	AVIVA LIFE AND ANNUITY COMPANY	IA	1.45%	71.66%	80,710,220	53.43%	4.19%	-12.43%			
22 86231	TRANSAMERICA LIFE INSURANCE COMPANY	IA	1.40%	73.06%	78,160,796	23.05%	61.94%	6.63%			
23 65935	MASSACHUSETTS MUTUAL LIFE INSURANCE COMPANY	MA	1.35%	74.41%	75,386,807	78.61%	29.46%	29.08%			
24 92622	WESTERN SOUTHERN LIFE ASSURANCE COMPANY	OH	1.21%	75.62%	67,755,931	199.06%	-2.47%	-34.23%			
25 70238	VARIABLE ANNUITY LIFE INSURANCE COMPANY	TX	1.06%	76.68%	59,125,943	2.69%	15.74%	6.08%			
26 92738	AMERICAN EQUITY INVESTMENT LIFE INSURANCE COMPANY	IA	1.03%	77.71%	57,647,982	0.00%	0.27%	-33.47%			
27 79065	SUN LIFE ASSURANCE OF CANADA (US)	DE	1.03%	78.74%	57,270,538	-29.45%	74.67%	134.92%			
28 70432	AIG ANNUITY INSURANCE COMPANY	TX	1.02%	79.75%	56,819,360	24.63%	-13.01%	-14.87%			
29 56014	THRIVENT FINANCIAL FOR LUTHERANS	WI	0.96%	80.72%	53,677,885	24.13%	-7.42%	-13.68%			
30 66974	NORTH AMERICAN COMPANY FOR LIFE AND HEALTH INSURANCE	IA	0.85%	81.56%	47,310,646	93.40%	90.00%	36.44%			
31 61271	PRINCIPAL LIFE INSURANCE COMPANY	IA	0.82%	82.38%	45,853,356	-11.40%	15.75%	22.09%			
32 80837	UNION CENTRAL LIFE INSURANCE COMPANY	OH	0.75%	83.13%	41,739,279	15.91%	21.43%	-27.60%			
33 61712	OHIO NATIONAL LIFE INSURANCE COMPANY THE	OH	0.73%	83.86%	40,583,919	-0.15%	3.12%	10.32%			
34 60739	AMERICAN NATIONAL INSURANCE COMPANY	TX	0.68%	84.54%	38,032,282	85.62%	1.28%	-9.81%			
35 79227	PRUCO LIFE INSURANCE COMPANY	AZ	0.67%	85.21%	37,332,870	35.89%	7.10%	-7.94%			
Subtotals - Largest 35 Companies			85.21%		4,758,290,965	20.79%	26.01%	5.35%			
Subtotals - All Other Companies			14.79%		826,030,718	17.47%	-9.48%	-6.36%			
Totals - All Companies			100.00%		5,584,321,683	20.29%	18.94%	2.79%			

2008 MISSOURI MARKET SHARE BY GROUP - Total Annuity Considerations

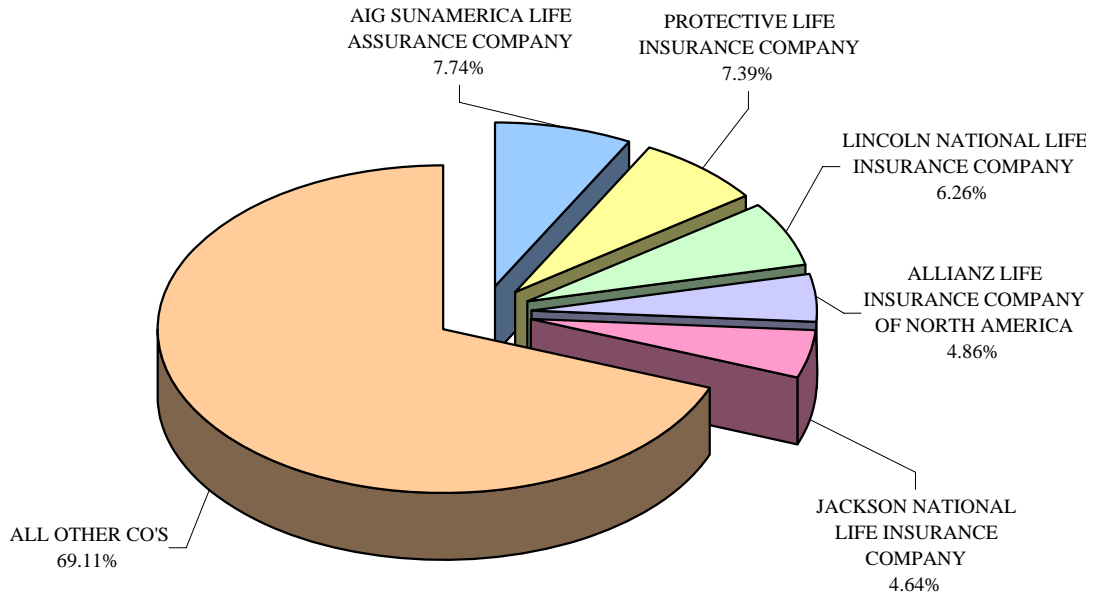
NAIC Code	Group Name	2008		2007-2008		2006-2007		2005-2006	
		Market Share	Cumulative Market Share	Written Premium	Change in Written Premium	Written Premium	Change in Written Premium	Written Premium	Change in Written Premium
1 0012	AMERICAN INTL GRP	10.67%	10.67%	595,750,663	-2.34%	34.04%	6.81%		
2 0458	PROTECTIVE LIFE INS GRP	8.82%	19.49%	492,460,109	205.74%	93.83%	-5.21%		
3 0468	Aegon US Holding Grp	8.59%	28.07%	479,426,942	60.28%	23.85%	3.90%		
4 0241	METROPOLITAN GRP	7.68%	35.75%	428,955,603	34.74%	38.50%	-3.63%		
5 0020	LINCOLN NATL GRP	5.25%	41.01%	293,284,069	-11.63%	30.77%	16.75%		
6 0968	AXA INS GRP	5.14%	46.14%	286,761,973	-3.39%	21.00%	32.80%		
7 0229	ING Amer Ins Holding Grp	4.72%	50.86%	263,499,131	-13.22%	18.36%	11.48%		
8 1216	TIAA FAMILY GRP	4.00%	54.86%	223,148,123	70.25%	-3.83%	-20.93%		
9 0044	Aviva Grp	3.60%	58.45%	200,940,143	65.14%	28.43%	6.09%		
10 0761	ALLIANZ INS GRP	3.18%	61.64%	177,838,989	-0.71%	-7.13%	-22.30%		
11 0918	JACKSON NATL GRP	3.04%	64.67%	169,504,730	-10.64%	27.67%	22.55%		
12 0304	PRUDENTIAL OF AMER GRP	2.89%	67.56%	161,458,900	19.34%	0.07%	15.66%		
13 0826	NEW YORK LIFE GRP	2.73%	70.30%	152,702,756	23.48%	-15.39%	-2.22%		
14 0619	OneAmerica Fin Partners Grp	2.26%	72.56%	126,344,487	12.04%	53.52%	2.42%		
15 0004	Ameriprise Fin Grp	2.21%	74.77%	123,342,114	-8.90%	5.79%	34.79%		
16 0435	MASS MUT LIFE INS GRP	1.77%	76.54%	98,888,028	91.55%	7.67%	7.87%		
17 0769	GREAT WEST GRP	1.72%	78.26%	96,147,102	26.80%	3.46%	3.36%		
18 0709	PACIFIC LIFE GRP	1.64%	79.90%	91,491,397	-28.42%	27840.55%	-56.11%		
19 0836	WEST SOUTHERN GRP	1.51%	81.41%	84,522,877	173.01%	-1.75%	-27.64%		
20 0431	MIDLAND NATL LIFE INS GRP	1.44%	82.85%	80,322,356	35.92%	4.12%	-9.83%		
21 2658	American Equity Investment Grp	1.03%	83.89%	57,647,982	4.22%	0.27%	-33.47%		
22 0549	SUN LIFE ASSUR CO OF CN GRP	1.03%	84.91%	57,270,538	-29.45%	74.67%	134.92%		
23 2938	Thrivent Financial For Lutherans Grp	0.97%	85.89%	54,441,080	24.55%	-7.35%	-14.23%		
24 0943	Unifi GRP	0.87%	86.75%	48,511,849	14.75%	23.95%	-22.95%		
25 0332	PRINCIPAL FIN GRP	0.82%	87.58%	45,853,356	-11.40%	15.75%	22.09%		
26 0008	ALLSTATE INS GRP	0.79%	88.37%	44,366,351	-9.63%	-51.33%	-35.05%		
27 4011	Genworth Fin Grp	0.76%	89.13%	42,384,680	26.31%	2.81%	1.21%		
28 0704	OHIO NATL LIFE GRP	0.73%	89.86%	40,584,259	-0.15%	2.84%	10.61%		
29 0408	AMERICAN NATL FIN GRP	0.69%	90.54%	38,274,654	80.89%	3.31%	-16.15%		
30 2598	Old Mut US Life Holding Grp	0.66%	91.20%	36,661,117	-13.54%	-10.63%	-30.06%		
31 0176	STATE FARM GRP	0.65%	91.84%	36,081,823	179.86%	-10.64%	-3.12%		
32 0860	NORTHWESTERN MUT GRP	0.59%	92.43%	32,915,208	7.87%	21.81%	23.52%		
33 0513	IOWA FARM BUREAU GRP	0.56%	92.99%	31,185,046	-25.27%	-26.81%	153.10%		
34 1129	WHITE MOUNTAINS GRP	0.54%	93.53%	29,928,906	123.31%	-24.84%	111.42%		
35 0233	CONSECO GRP	0.52%	94.04%	28,793,390	54.55%	-25.68%	-42.68%		
Subtotals - Largest 35 Groups		94.04%		5,251,690,731	20.09%	20.19%	1.97%		
Subtotals - All Other Groups		5.96%		332,630,952	23.52%	1.78%	15.58%		
Totals - All Groups		100.00%		5,584,321,683	20.29%	18.94%	2.79%		

ORDINARY ANNUITY CONSIDERATIONS

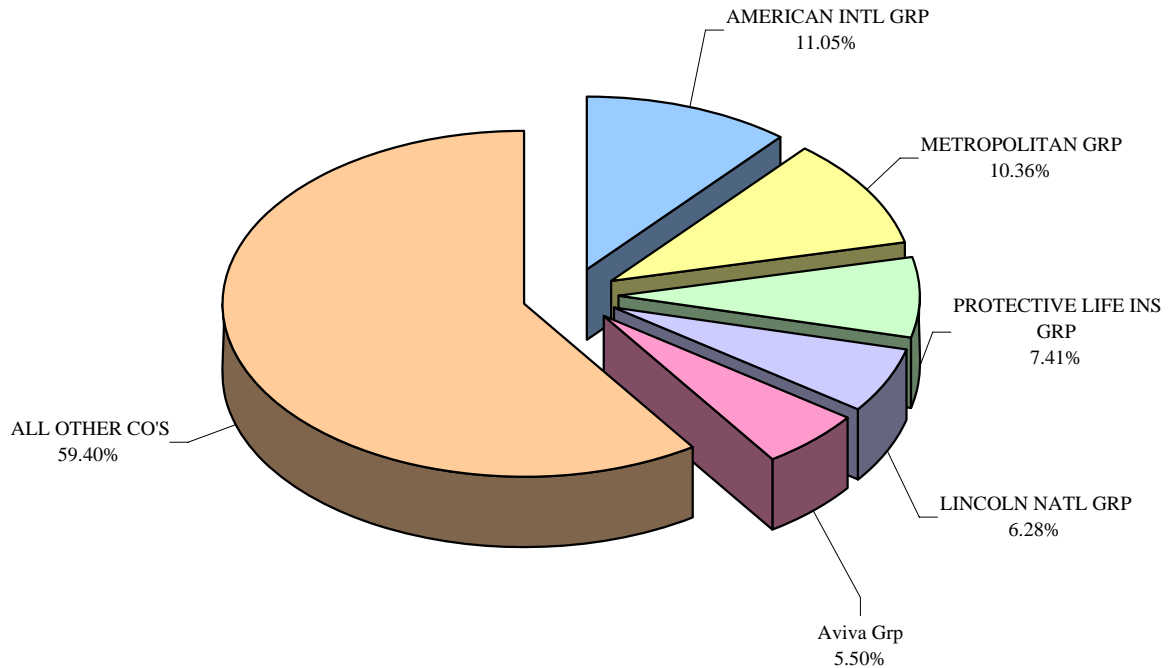
TOP 35 WRITERS

Total Ordinary Annuity Considerations

2008 MISSOURI MARKET SHARE BY COMPANY



2008 MISSOURI MARKET SHARE BY GROUP



2008 MISSOURI MARKET SHARE BY COMPANY - Ordinary Annuity Considerations

NAIC Code	Company Name	State of Domicile	2008		Cumulative Market Share	2007-2008		2006-2007		2005-2006	
			Market Share	Written Premium		Change in Written Premium	Change in Written Premium	Change in Written Premium			
1	60941 AIG SUNAMERICA LIFE ASSURANCE COMPANY	AZ	7.74%	282,501,832	7.74%	-1.96%	44.29%	11.51%			
2	68136 PROTECTIVE LIFE INSURANCE COMPANY	TN	7.39%	269,761,223	15.13%	125.33%	111.39%	-21.59%			
3	65676 LINCOLN NATIONAL LIFE INSURANCE COMPANY	IN	6.26%	228,393,700	21.38%	-12.77%	44.38%	20.61%			
4	90611 ALLIANZ LIFE INSURANCE COMPANY OF NORTH AMERICA	MIN	4.86%	177,554,989	26.25%	-0.86%	-7.13%	-22.30%			
5	65056 JACKSON NATIONAL LIFE INSURANCE COMPANY	MI	4.64%	169,388,900	30.89%	-9.99%	26.80%	22.69%			
6	61050 METLIFE INVESTORS USA INSURANCE COMPANY	DE	4.23%	154,347,526	35.11%	74.14%	51.15%	16.34%			
7	69345 TEACHERS INSURANCE AND ANNUITY ASSOCIATION OF AMERICA	NY	4.14%	151,017,690	39.25%	110.80%	-0.30%	-36.20%			
8	91596 NEW YORK LIFE INSURANCE AND ANNUITY CORPORATION	DE	4.10%	149,509,534	43.35%	25.91%	-18.07%	0.51%			
9	65005 RIVERSOURCE LIFE INSURANCE COMPANY	MIN	3.35%	122,235,981	46.70%	-8.92%	6.05%	34.94%			
10	60631 AMERICAN INVESTORS LIFE INS CO	KS	3.29%	120,229,923	49.99%	74.06%	56.09%	39.83%			
11	93513 METLIFE INVESTORS INSURANCE COMPANY	MO	2.90%	105,741,205	52.88%	27.06%	53.52%	-1.90%			
12	67466 PACIFIC LIFE INSURANCE COMPANY	NE	2.50%	91,273,803	55.38%	-28.59%	27840.55%	N/A			
13	65978 METROPOLITAN LIFE INSURANCE COMPANY	NY	2.23%	81,288,125	57.61%	3.41%	45.98%	15.88%			
14	61689 AVIVA LIFE AND ANNUITY COMPANY	IA	2.21%	80,575,893	59.82%	53.73%	4.86%	248.02%			
15	86231 TRANSAMERICA LIFE INSURANCE COMPANY	IA	2.15%	78,449,805	61.97%	26.00%	60.12%	4.86%			
16	65935 MASSACHUSETTS MUTUAL LIFE INSURANCE COMPANY	MA	1.98%	72,395,266	63.95%	85.22%	32.27%	31.78%			
17	92622 WESTERN SOUTHERN LIFE ASSURANCE COMPANY	OH	1.86%	67,755,931	65.81%	199.06%	-2.47%	-34.23%			
18	92738 AMERICAN EQUITY INVESTMENT LIFE INSURANCE COMPANY	IA	1.58%	57,647,982	67.39%	4.22%	0.27%	-33.47%			
19	70432 AIG ANNUITY INSURANCE COMPANY	TX	1.56%	56,819,360	68.94%	24.63%	-13.01%	-14.87%			
20	56014 THRIVENT FINANCIAL FOR LUTHERANS	WI	1.47%	53,677,885	70.41%	24.13%	-7.42%	-13.68%			
21	66974 NORTH AMERICAN COMPANY FOR LIFE AND HEALTH INSURANCE	IA	1.29%	47,210,646	71.71%	93.56%	89.29%	66.55%			
22	61271 PRINCIPAL LIFE INSURANCE COMPANY	IA	1.15%	42,094,566	72.86%	-14.11%	10.00%	22.67%			
23	67172 OHIO NATIONAL LIFE INSURANCE COMPANY THE	OH	1.11%	40,583,919	73.97%	-0.15%	3.12%	10.32%			
24	70238 VARIABLE ANNUITY LIFE INSURANCE COMPANY	TX	1.03%	37,758,338	75.00%	-3.03%	29.31%	0.70%			
25	79227 PRUCO LIFE INSURANCE COMPANY	AZ	1.02%	37,332,870	76.03%	35.89%	7.10%	-7.94%			
26	63274 OM FINANCIAL LIFE INSURANCE COMPANY	MD	1.00%	36,658,887	77.03%	0.00%	-10.63%	-30.07%			
27	69108 STATE FARM LIFE INSURANCE COMPANY	IL	0.99%	36,081,823	78.02%	179.86%	-10.64%	-3.12%			
28	65536 GENWORTH LIFE AND ANNUITY INSURANCE COMPANY	VA	0.94%	34,398,238	78.96%	21.75%	5.83%	12.89%			
29	60739 AMERICAN NATIONAL INSURANCE COMPANY	TX	0.92%	33,429,307	79.88%	102.27%	1.48%	-12.44%			
30	67091 NORTHWESTERN MUTUAL LIFE INSURANCE COMPANY	WI	0.90%	32,915,208	80.78%	7.87%	21.81%	23.52%			
31	62510 EQUITRUST LIFE INSURANCE COMPANY	IA	0.85%	31,185,046	81.63%	-25.27%	-26.81%	153.10%			
32	68608 SYMETRA LIFE INSURANCE COMPANY	WA	0.80%	29,098,708	82.43%	117.16%	-24.80%	112.47%			
33	80942 ING USA ANNUITY AND LIFE INSURANCE COMPANY	IA	0.80%	29,091,599	83.23%	-28.16%	-22.67%	42.07%			
34	61263 BANKERS LIFE AND CASUALTY COMPANY	IL	0.76%	27,590,585	83.98%	86.63%	-18.89%	-54.79%			
35	66044 MIDLAND NATIONAL LIFE INSURANCE COMPANY	IA	0.70%	25,679,823	84.69%	-8.98%	-16.68%	944.52%			
Subtotals - Largest 35 Companies			84.69%	3,091,676,116		19.87%	23.32%	4.20%			
Subtotals - All Other Companies			15.31%	559,056,615		12.68%	-0.19%	-5.84%			
Totals - All Companies			100.00%	3,650,732,731		18.71%	18.80%	2.11%			

2008 MISSOURI MARKET SHARE BY GROUP - Ordinary Annuity Considerations

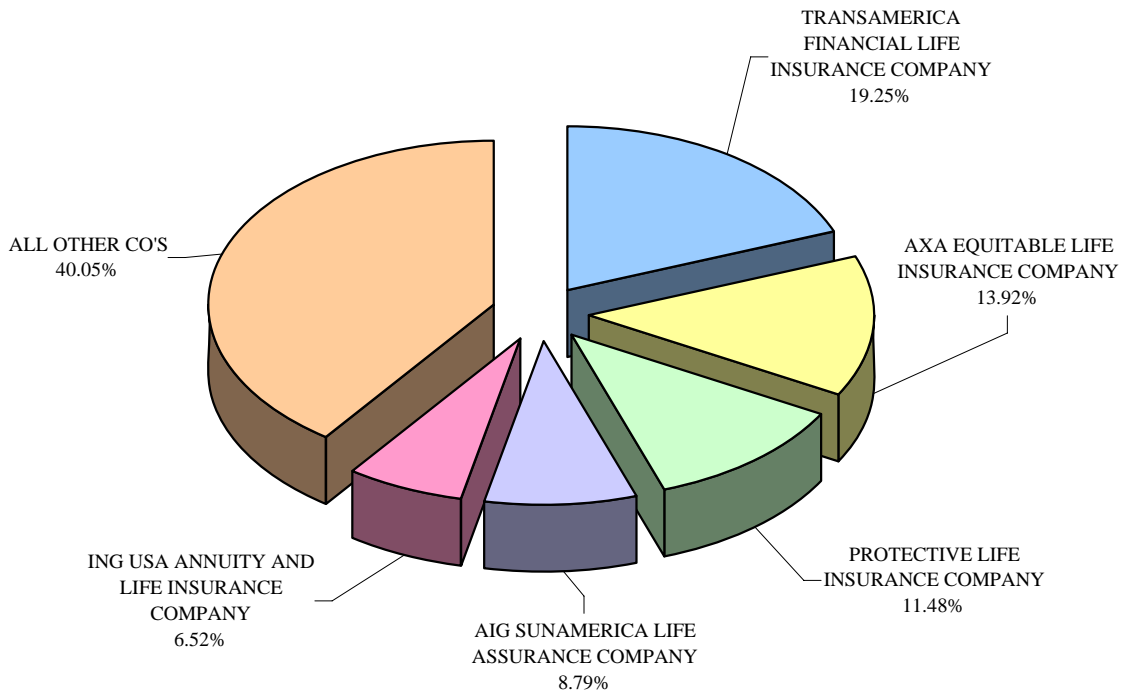
NAIC Code	Group Name	2008		2007-2008		2006-2007		2005-2006	
		Market Share	Cumulative Market Share	Change in Written Premium	Change in Written Premium	Change in Written Premium	Change in Written Premium		
1 0012	AMERICAN INTL GRP	11.05%	11.05%	403,335,647	3.92%	28.76%	3.50%		
2 0241	METROPOLITAN GRP	10.36%	21.41%	378,318,265	29.93%	43.53%	-10.69%		
3 0458	PROTECTIVE LIFE INS GRP	7.41%	28.82%	270,546,515	125.78%	111.57%	-21.64%		
4 0020	LINCOLN NATL GRP	6.28%	35.10%	229,093,755	-12.63%	43.43%	21.45%		
5 0044	Aviva Grp	5.50%	40.60%	200,805,816	65.29%	28.92%	104.82%		
6 0761	ALLIANZ INS GRP	4.87%	45.47%	177,838,989	-0.71%	-7.13%	-22.30%		
7 0918	JACKSON NATL GRP	4.64%	50.11%	169,388,900	-9.99%	26.80%	22.69%		
8 1216	TIAA FAMILY GRP	4.18%	54.29%	152,756,651	106.06%	0.40%	-35.59%		
9 0826	NEW YORK LIFE GRP	4.10%	58.39%	149,510,134	23.45%	-16.59%	-2.44%		
10 0004	Ameriprise Fin Grp	3.35%	61.74%	122,235,981	-8.92%	6.05%	34.94%		
11 0468	Aegon US Holding Grp	2.93%	64.66%	106,895,461	1.25%	65.33%	13.70%		
12 0435	MASS MUT LIFE INS GRP	2.63%	67.29%	95,896,487	97.71%	8.04%	7.88%		
13 0709	PACIFIC LIFE GRP	2.51%	69.80%	91,491,397	-28.42%	27840.55%	-56.11%		
14 0836	WEST SOUTHERN GRP	2.32%	72.11%	84,522,877	173.09%	-1.75%	-27.64%		
15 0431	MIDLAND NATL LIFE INS GRP	2.00%	74.11%	72,890,469	38.57%	12.53%	325.81%		
16 2658	American Equity Investment Grp	1.58%	75.69%	57,647,982	4.22%	0.27%	-33.47%		
17 2938	Thrivent Financial For Lutherans Grp	1.49%	77.18%	54,441,080	24.55%	-7.35%	-14.23%		
18 0229	ING Amer Ins Holding Grp	1.29%	78.47%	47,229,211	-12.66%	-4.56%	36.58%		
19 0332	PRINCIPAL FIN GRP	1.15%	79.63%	42,094,566	-14.11%	10.00%	22.67%		
20 4011	Genworth Fin Grp	1.14%	80.76%	41,457,500	23.56%	2.81%	1.21%		
21 0704	OHIO NATL LIFE GRP	1.11%	81.87%	40,584,259	-0.15%	2.84%	10.61%		
22 0304	PRUDENTIAL OF AMER GRP	1.10%	82.98%	40,220,028	42.16%	6.46%	-12.97%		
23 2598	Old Mut US Life Holding Grp	1.00%	83.98%	36,658,887	-13.55%	-10.63%	-30.07%		
24 0176	STATE FARM GRP	0.99%	84.97%	36,081,823	179.86%	-10.64%	-3.12%		
25 0408	AMERICAN NATL FIN GRP	0.92%	85.89%	33,671,679	95.80%	3.99%	-19.70%		
26 0860	NORTHWESTERN MUT GRP	0.90%	86.79%	32,915,208	7.87%	21.81%	23.52%		
27 0513	IOWA FARM BUREAU GRP	0.85%	87.65%	31,185,046	-25.27%	-26.81%	153.10%		
28 0008	ALLSTATE INS GRP	0.83%	88.48%	30,274,456	-13.59%	-55.98%	-26.42%		
29 1129	WHITE MOUNTAINS GRP	0.80%	89.27%	29,098,708	117.16%	-24.80%	112.47%		
30 0233	CONSECO GRP	0.77%	90.05%	28,247,154	69.69%	-17.72%	-53.74%		
31 0981	FIDELITY INVESTMENT INS & ANN GRP	0.68%	90.73%	24,950,700	4.05%	40.06%	78.29%		
32 0619	OneAmerica Fin Partners Grp	0.67%	91.40%	24,501,762	7.60%	123.42%	11.52%		
33 0869	MINNESOTA MUT GRP	0.59%	91.99%	21,553,798	66.71%	-6.31%	-14.56%		
34 0084	American Financial Grp	0.59%	92.58%	21,516,888	7.65%	30.46%	335.10%		
35 0403	PHOENIX COS GRP	0.55%	93.13%	20,095,880	40.45%	1.41%	63.16%		
Subtotals - Largest 35 Groups		93.13%		3,399,953,959	19.15%	20.74%	1.22%		
Subtotals - All Other Groups		6.87%		250,778,772	13.03%	-1.51%	12.42%		
Totals - All Groups		100.00%		3,650,732,731	18.71%	18.80%	2.11%		

GROUP ANNUITY CONSIDERATIONS

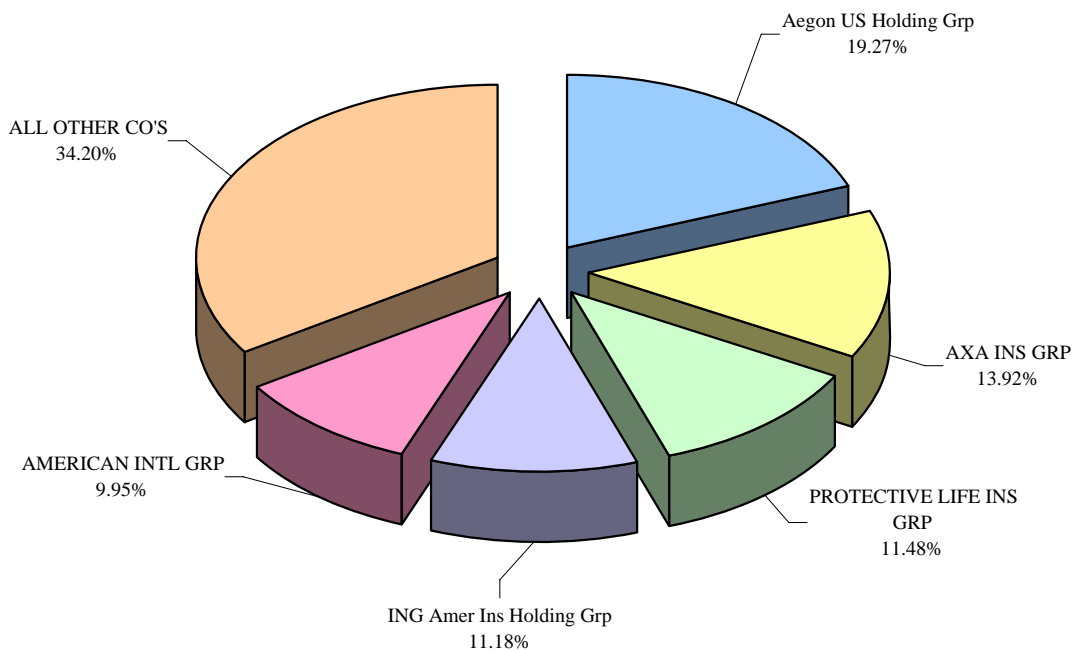
TOP 35 WRITERS

Total Group Annuity Considerations

2008 MISSOURI MARKET SHARE BY COMPANY



2008 MISSOURI MARKET SHARE BY GROUP



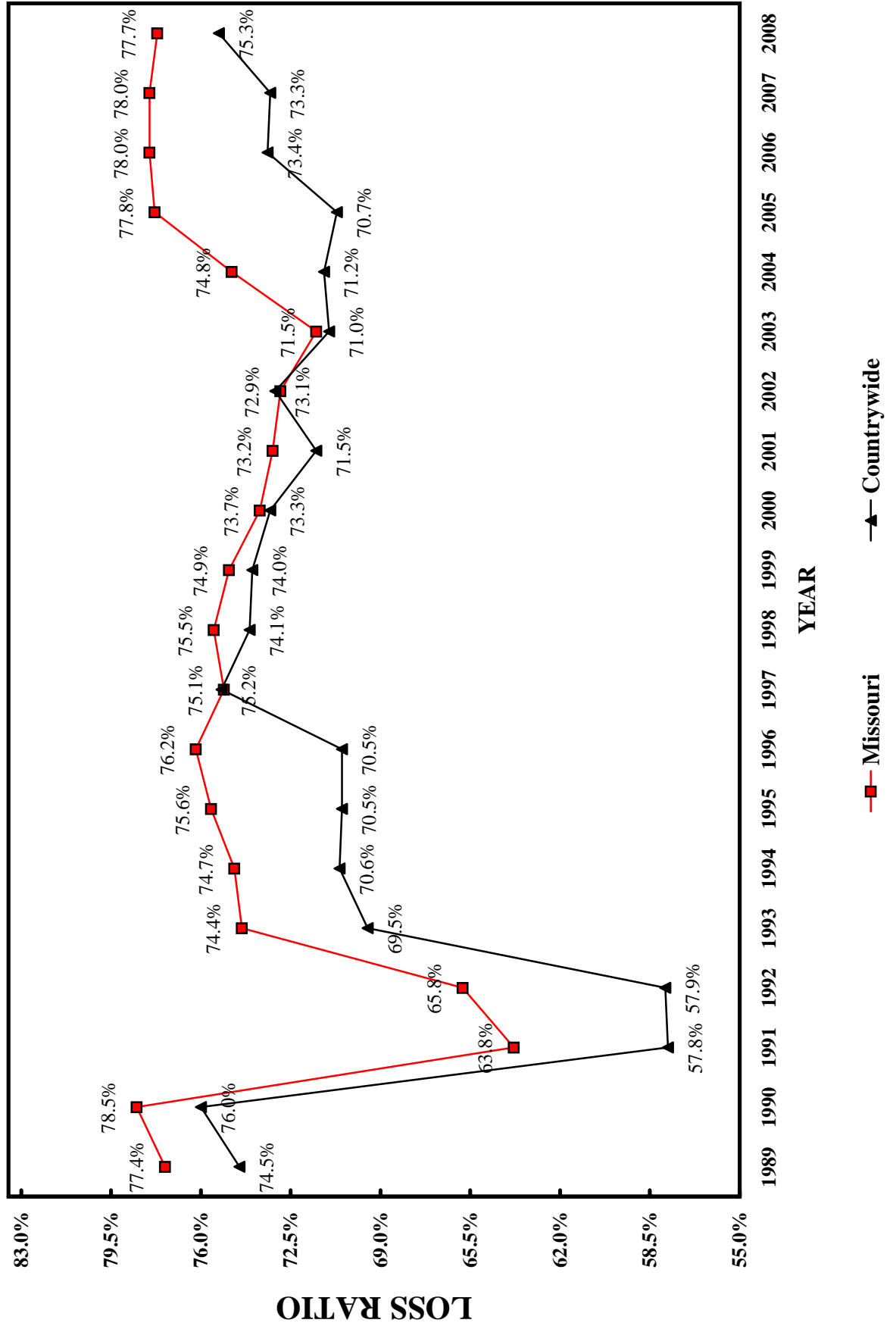
2008 MISSOURI MARKET SHARE BY COMPANY - Group Annuity Considerations

NAIC Code	Company Name	State of Domicile	2008		2008 Cumulative Market Share	2008 Written Premium	2007-2008		2006-2007		2005-2006	
			Market Share	Market Share			Change in Written Premium	Change in Written Premium	Change in Written Premium	Change in Written Premium		
1	70688 TRANSAMERICA FINANCIAL LIFE INSURANCE COMPANY	NY	19.25%	19.25%	19.25%	372,193,949	94.10%	8.58%	0.46%			
2	62944 AXA EQUITABLE LIFE INSURANCE COMPANY	NY	13.92%	13.92%	33.17%	269,117,381	0.56%	25.63%	26.01%			
3	68136 PROTECTIVE LIFE INSURANCE COMPANY	TN	11.48%	11.48%	44.64%	221,913,594	438.04%	55.87%	71.92%			
4	60941 AIG SUNAMERICA LIFE ASSURANCE COMPANY	AZ	8.79%	8.79%	53.43%	169,884,260	-15.36%	53.01%	13.64%			
5	80942 ING USA ANNUITY AND LIFE INSURANCE COMPANY	IA	6.52%	6.52%	59.95%	126,108,135	-21.39%	35.41%	9.30%			
6	86630 PRUDENTIAL ANNUITIES LIFE ASSURANCE CORPORATION	CT	5.64%	5.64%	65.59%	109,094,369	10.00%	8.14%	25.67%			
7	60895 AMERICAN UNITED LIFE INSURANCE CO	IN	5.27%	5.27%	70.86%	101,842,725	13.17%	42.26%	1.09%			
8	68322 GREAT-WEST LIFE & ANNUITY INSURANCE COMPANY	CO	4.88%	4.88%	75.74%	94,398,129	31.28%	3.31%	0.81%			
9	86509 ING LIFE INSURANCE AND ANNUITY COMPANY	CT	4.61%	4.61%	80.36%	89,218,360	1.58%	10.14%	1.29%			
10	69345 TEACHERS INSURANCE AND ANNUITY ASSOCIATION OF AMERICA	NY	3.64%	3.64%	84.00%	70,391,472	23.62%	-8.84%	8.18%			
11	65676 LINCOLN NATIONAL LIFE INSURANCE COMPANY	IN	3.32%	3.32%	87.32%	64,190,314	-7.87%	-1.83%	6.17%			
12	79065 SUN LIFE ASSURANCE OF CANADA (US)	DE	2.64%	2.64%	89.96%	51,077,110	-30.23%	68.97%	183.40%			
13	65978 METROPOLITAN LIFE INSURANCE COMPANY	NY	2.44%	2.44%	92.39%	47,086,597	100.78%	45.85%	100.81%			
14	80837 UNION CENTRAL LIFE INSURANCE COMPANY	OH	1.89%	1.89%	94.29%	36,606,599	19.55%	14.16%	-10.50%			
15	70238 VARIABLE ANNUITY LIFE INSURANCE COMPANY	TX	1.11%	1.11%	95.39%	21,367,605	14.62%	-5.06%	15.54%			
16	68241 PRUDENTIAL INSURANCE COMPANY OF AMERICA THE	NJ	0.62%	0.62%	96.02%	12,066,809	56.14%	-54.21%	26.20%			
17	60186 ALLSTATE LIFE INSURANCE COMPANY	IL	0.50%	0.50%	96.51%	9,624,852	-15.77%	-31.53%	-55.92%			
18	66044 MIDLAND NATIONAL LIFE INSURANCE COMPANY	IA	0.38%	0.38%	96.89%	7,331,887	14.22%	-35.93%	-80.07%			
19	62626 CUNA MUTUAL INSURANCE SOCIETY	IA	0.31%	0.31%	97.20%	5,940,753	57.79%	-30.44%	76.64%			
20	68810 SENTRY LIFE INSURANCE COMPANY (L&H ACCT)	WI	0.29%	0.29%	97.49%	5,608,433	4.97%	-20.00%	150.64%			
21	65099 JOHN HANCOCK LIFE INSURANCE COMPANY	MA	0.25%	0.25%	97.74%	4,868,187	24.14%	145.58%	-15.88%			
22	60739 AMERICAN NATIONAL INSURANCE COMPANY	TX	0.24%	0.24%	97.98%	4,602,975	16.17%	0.48%	2.91%			
23	65595 LINCOLN BENEFIT LIFE COMPANY	NE	0.23%	0.23%	98.21%	4,461,043	69.81%	-42.80%	-50.50%			
24	61301 AMERITAS LIFE INSURANCE CORP	NE	0.22%	0.22%	98.43%	4,242,203	-4.26%	N/A	N/A			
25	71870 FIDELITY SECURITY LIFE INSURANCE COMPANY	MO	0.20%	0.20%	98.63%	3,909,929	-9.51%	4.71%	-14.02%			
26	61271 PRINCIPAL LIFE INSURANCE COMPANY	IA	0.19%	0.19%	98.83%	3,758,790	0.00%	1647.56%	-48.03%			
27	65935 MASSACHUSETTS MUTUAL LIFE INSURANCE COMPANY	MA	0.15%	0.15%	98.98%	2,991,541	-4.18%	2.21%	7.76%			
28	91596 NEW YORK LIFE INSURANCE AND ANNUITY CORPORATION	DE	0.11%	0.11%	99.09%	2,180,428	14.95%	531.19%	N/A			
29	87726 METLIFE INSURANCE COMPANY OF CONNECTICUT	CT	0.10%	0.10%	99.19%	1,926,305	150.25%	-91.03%	1017.36%			
30	69868 UNITED OF OMAHA LIFE INSURANCE COMPANY	NE	0.09%	0.09%	99.29%	1,782,229	233.50%	-36.83%	-3.88%			
31	78778 GUARDIAN INSURANCE & ANNUITY COMPANY INC	DE	0.09%	0.09%	99.38%	1,732,568	-40.78%	73.39%	-15.60%			
32	61050 METLIFE INVESTORS USA INSURANCE COMPANY	DE	0.08%	0.08%	99.46%	1,539,410	-20.93%	-8.06%	-10.83%			
33	65005 RIVERSOURCE LIFE INSURANCE COMPANY	MN	0.06%	0.06%	99.51%	1,106,133	-6.72%	-17.54%	23.14%			
34	66850 NATIONAL WESTERN LIFE INSURANCE COMPANY	CO	0.06%	0.06%	99.57%	1,085,591	-23.86%	-44.09%	-62.81%			
35	66915 NEW YORK LIFE INSURANCE COMPANY	NY	0.05%	0.05%	99.62%	1,012,194	54.35%	-0.82%	2.73%			
Subtotals - Largest 35 Companies			99.62%	99.62%		1,926,262,859	23.93%	19.50%	7.75%			
Subtotals - All Other Companies			0.38%	0.38%		7,326,093	-43.07%	-6.96%	-74.75%			
Totals - All Companies			100.00%	100.00%		1,933,588,952	23.38%	19.22%	4.17%			

2008 MISSOURI MARKET SHARE BY GROUP - Group Annuity Considerations

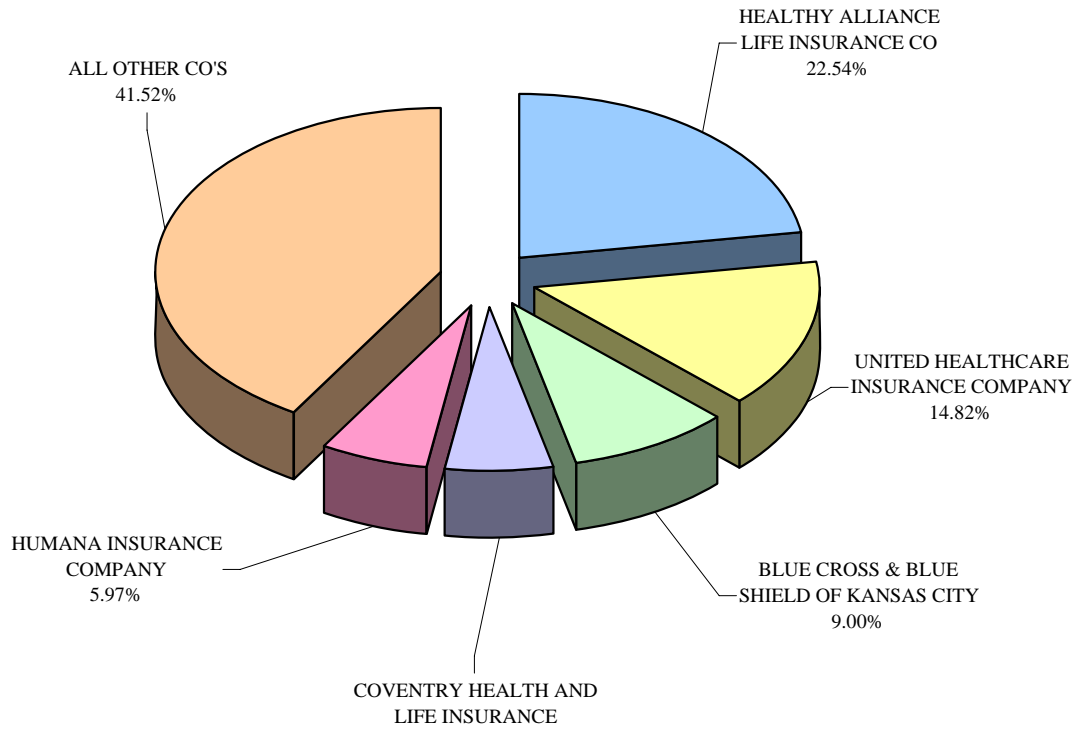
NAIC Code	Group Name	2008		2007-2008		2006-2007		2005-2006	
		Market Share	Cumulative Market Share	Change in Written Premium	Change in Written Premium	Change in Written Premium	Change in Written Premium		
1 0468	Aegon US Holding Grp	19.27%	19.27%	372,531,481	92.48%	8.94%	0.77%		
2 0968	AXA INS GRP	13.92%	33.18%	269,114,935	0.56%	25.63%	26.01%		
3 0458	PROTECTIVE LIFE INS GRP	11.48%	44.66%	221,913,594	438.04%	55.87%	71.92%		
4 0229	ING Amer Ins Holding Grp	11.18%	55.85%	216,269,920	-13.35%	24.86%	5.96%		
5 0012	AMERICAN INTL GRP	9.95%	65.80%	192,415,016	-13.29%	44.40%	13.94%		
6 0304	PRUDENTIAL OF AMER GRP	6.27%	72.07%	121,238,872	13.30%	-1.49%	25.79%		
7 0619	OneAmerica Fin Partners Grp	5.27%	77.33%	101,842,725	13.17%	42.26%	1.09%		
8 0769	GREAT WEST GRP	4.88%	82.22%	94,398,129	31.28%	3.31%	0.81%		
9 1216	TIAA FAMILY GRP	3.64%	85.86%	70,391,472	23.62%	-8.84%	8.18%		
10 0020	LINCOLN NATL GRP	3.32%	89.18%	64,190,314	-7.87%	-1.83%	6.17%		
11 0549	SUN LIFE ASSUR CO OF CN GRP	2.64%	91.82%	51,077,110	-30.23%	68.97%	183.40%		
12 0241	METROPOLITAN GRP	2.62%	94.44%	50,637,338	86.36%	0.68%	137.61%		
13 0943	Unifi GRP	2.11%	96.55%	40,848,802	16.54%	30.68%	-10.50%		
14 0008	ALLSTATE INS GRP	0.73%	97.28%	14,091,895	0.23%	-33.96%	-54.84%		
15 0431	MIDLAND NATL LIFE INS GRP	0.38%	97.66%	7,431,887	14.48%	-35.14%	-80.74%		
16 0306	CUNA MUT GRP	0.31%	97.97%	5,940,753	57.79%	-30.44%	76.64%		
17 0169	SENTRY INS GRP	0.29%	98.26%	5,608,433	4.97%	-20.00%	150.64%		
18 0904	JOHN HANCOCK GRP	0.26%	98.52%	4,941,467	26.01%	145.58%	-15.88%		
19 0408	AMERICAN NATL FIN GRP	0.24%	98.75%	4,602,975	16.17%	0.48%	2.91%		
20 0451	FIDELITY SECURITY GRP	0.20%	98.96%	3,909,929	-9.51%	4.71%	-14.02%		
21 0332	PRINCIPAL FIN GRP	0.19%	99.15%	3,758,790	36.99%	1647.56%	-48.03%		
22 0826	NEW YORK LIFE GRP	0.17%	99.32%	3,192,622	25.07%	165.42%	49.41%		
23 0435	MASS MUT LIFE INS GRP	0.15%	99.47%	2,991,541	-4.18%	2.21%	7.76%		
24 0261	MUTUAL OF OMAHA GRP	0.09%	99.56%	1,782,229	233.50%	-36.83%	-3.88%		
25 0429	GUARDIAN LIFE GRP	0.09%	99.65%	1,732,568	-40.78%	73.39%	-15.60%		
26 0004	Ameriprise Fin Grp	0.06%	99.71%	1,106,133	-6.72%	-17.54%	23.14%		
27 66850	NATIONAL WESTERN LIFE INSURANCE COMPANY	0.06%	99.77%	1,085,591	-23.86%	-44.09%	-62.81%		
28 4011	Genworth Fin Grp	0.05%	99.81%	927,180	37211.07%	152.80%	227.67%		
29 1129	WHITE MOUNTAINS GRP	0.04%	99.86%	830,198	29741.77%	-79.39%	-71.99%		
30 0870	SECURITY BENEFIT GRP	0.03%	99.89%	656,703	3.36%	-4.89%	10.15%		
31 0233	CONSECO GRP	0.03%	99.92%	546,236	-72.48%	-58.96%	N/A		
32 88668	MUTUAL OF AMERICA LIFE INSURANCE COMPANY	0.03%	99.94%	497,410	15.66%	477.00%	-94.73%		
33 0091	HARTFORD FIRE & CAS GRP	0.02%	99.96%	331,682	N/A	-100.00%	-97.75%		
34 0863	INTER AMER GRP	0.01%	99.97%	224,842	-11.07%	-21.03%	11.18%		
35 0044	Aviva Grp	0.01%	99.98%	134,327	-29.62%	-62.25%	-98.83%		
Subtotals - Largest 35 Groups		99.98%		1,933,195,099	23.55%	19.17%	4.21%		
Subtotals - All Other Groups		0.02%		393,853	-84.24%	60.29%	-18.70%		
Totals - All Groups		100.00%		1,933,588,952	23.38%	19.22%	4.17%		

TOTAL ACCIDENT AND HEALTH INSURANCE MISSOURI/COUNTRYWIDE LOSS RATIOS 1989-2008

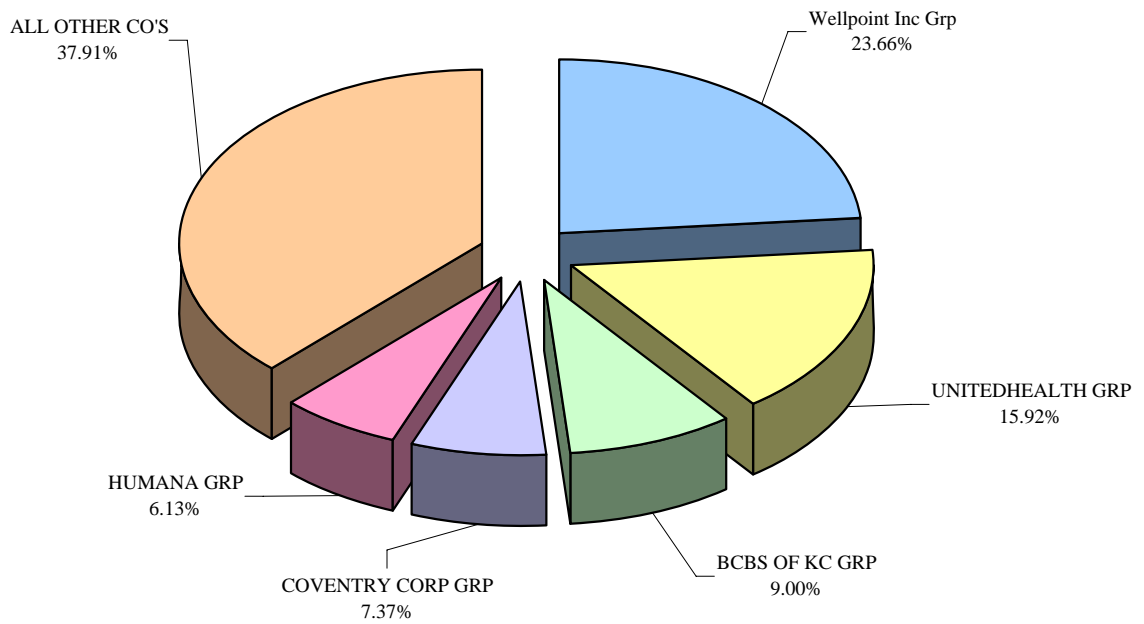


Total Accident and Health Insurance

2008 MISSOURI MARKET SHARE BY COMPANY



2008 MISSOURI MARKET SHARE BY GROUP



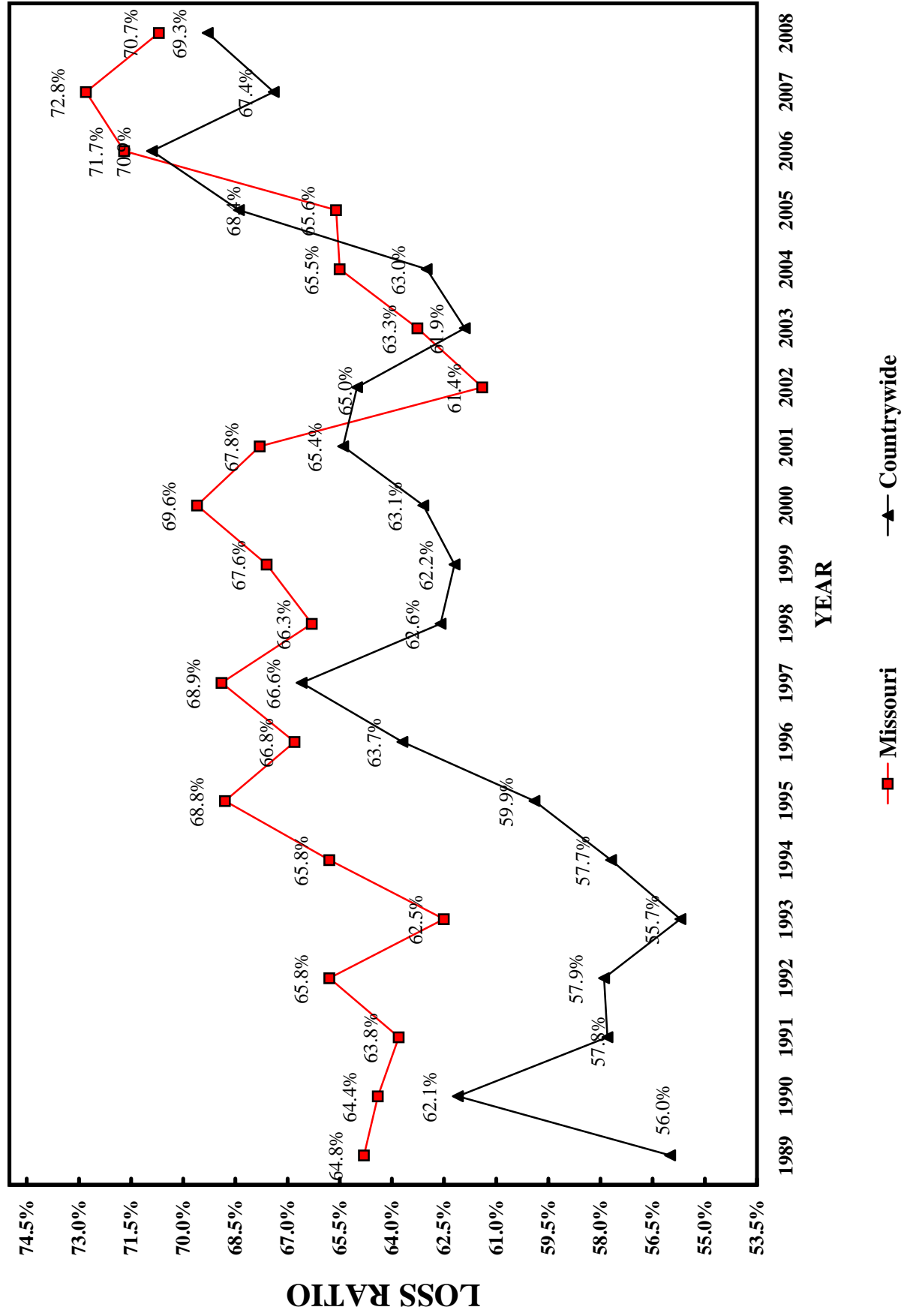
2008 MISSOURI MARKET SHARE BY COMPANY - Total Accident and Health Insurance

NAIC Code	Company Name	State of Domicile	2008		2007-2008		2006-2007		2005-2006		2006-2008	
			Market Share	Cumulative Market Share	Written Premium	Change in Written Premium	Loss Ratio	Change in Loss Ratio	Written Premium	Change in Written Premium	Loss Ratio	Change in Loss Ratio
1 78972	HEALTHY ALLIANCE LIFE INSURANCE CO	MO	22.54%	22.54%	1,560,498,162	4.87%	79.39%	2.96%	80.26%	2.85%	80.63%	80.08%
2 79413	UNITED HEALTHCARE INSURANCE COMPANY	CT	14.82%	37.36%	1,025,514,965	4.36%	78.14%	22.80%	79.58%	24.82%	82.16%	79.79%
3 47171	BLUE CROSS & BLUE SHIELD OF KANSAS CITY	MO	9.00%	46.36%	623,257,868	9.29%	88.29%	11.29%	90.53%	3.84%	90.22%	89.62%
4 81973	COVENTRY HEALTH AND LIFE INSURANCE COMPANY	DE	6.15%	52.51%	425,661,766	34.28%	79.50%	33.27%	76.31%	71.05%	78.90%	78.33%
5 73288	HUMANA INSURANCE COMPANY	WI	5.97%	58.48%	413,068,970	21.33%	84.84%	24.81%	82.99%	569.54%	85.23%	84.31%
6 11529	MERCY HEALTH PLANS	MO	3.28%	61.76%	226,885,728	16.97%	85.52%	29.70%	91.41%	93.75%	91.19%	89.01%
7 60054	AETNA LIFE INSURANCE COMPANY	CT	2.84%	64.60%	196,429,408	46.28%	85.50%	74.31%	89.74%	38.90%	72.24%	84.37%
8 19445	NATIONAL UNION FIRE INSURANCE COMPANY OF PITTSBURG P.	PA	1.64%	66.23%	113,494,236	-8.81%	32.04%	10.78%	32.39%	13.73%	37.03%	33.77%
9 60380	AMERICAN FAMILY LIFE ASSURANCE COMPANY OF COLUMBUS	NE	1.22%	67.45%	84,357,587	9.30%	46.20%	13.43%	43.50%	11.83%	45.40%	45.05%
10 90328	FIRST HEALTH LIFE & HEALTH INSURANCE COMPANY	TX	1.21%	68.66%	83,753,936	74.63%	102.73%	64.15%	91.67%	2885.80%	94.13%	97.88%
11 61271	PRINCIPAL LIFE INSURANCE COMPANY	IA	1.21%	69.87%	83,542,698	-0.63%	74.46%	18.27%	78.63%	22.32%	75.29%	76.17%
12 67660	PENNSYLVANIA LIFE INSURANCE COMPANY	PA	1.12%	70.99%	77,618,855	263.92%	92.59%	-23.30%	47.42%	908.01%	63.75%	76.99%
13 65978	METROPOLITAN LIFE INSURANCE COMPANY	NY	1.10%	72.09%	76,091,110	-15.33%	62.07%	0.25%	51.61%	17.17%	47.23%	53.41%
14 62308	CONNECTICUT GENERAL LIFE INS CO	CT	1.09%	73.19%	75,732,755	42.94%	83.10%	40.23%	82.03%	93.14%	83.99%	82.95%
15 64246	GUARDIAN LIFE INSURANCE COMPANY OF AMERICA	NY	0.98%	74.16%	67,678,915	4.26%	70.64%	18.71%	68.22%	7.78%	69.92%	69.59%
16 70815	HARTFORD LIFE AND ACCIDENT INSURANCE COMPANY	CT	0.95%	75.11%	65,637,511	16.66%	54.38%	12.22%	71.30%	44.45%	69.41%	64.30%
17 60040	COX HEALTH SYSTEMS INSURANCE COMPANY	MO	0.86%	75.97%	59,708,774	8.89%	84.87%	-1.76%	85.66%	10.88%	88.61%	86.35%
18 62286	GOLDEN RULE INSURANCE COMPANY	IN	0.82%	76.80%	57,091,654	19.64%	63.53%	14.82%	67.16%	6.73%	69.57%	66.43%
19 62235	UNUM LIFE INSURANCE COMPANY OF AMERICA	ME	0.75%	77.55%	51,758,635	6.74%	91.09%	-12.78%	101.95%	-0.98%	96.51%	96.40%
20 69477	TIME INSURANCE COMPANY	WI	0.70%	78.24%	48,192,757	5.33%	60.67%	12.97%	53.07%	-1.10%	64.70%	59.31%
21 60305	AMERICAN COMMUNITY MUTUAL INSURANCE COMPANY	MI	0.67%	78.91%	46,035,088	0.61%	82.94%	25.45%	87.97%	46.25%	76.62%	82.93%
22 61263	BANKERS LIFE AND CASUALTY COMPANY	IL	0.64%	79.55%	44,629,983	0.71%	72.60%	2.36%	68.72%	-0.87%	71.32%	70.88%
23 71412	MUTUAL OF OMAHA INSURANCE COMPANY	NE	0.61%	80.17%	42,467,063	-23.47%	66.91%	-13.65%	70.48%	19.47%	71.99%	70.11%
24 28207	ANTHEM INSURANCE COMPANIES INC	IN	0.57%	80.73%	39,406,784	-3.10%	110.36%	30.62%	88.20%	0.00%	87.93%	95.51%
25 70025	GENWORTH LIFE INSURANCE COMPANY	DE	0.51%	81.25%	35,378,886	7.23%	82.08%	1.09%	68.53%	5.83%	62.63%	71.35%
26 80314	UNICARE LIFE & HEALTH INSURANCE COMPANY	IN	0.51%	81.75%	35,068,017	60.27%	68.18%	-31.29%	132.78%	59.90%	75.61%	86.60%
27 69019	STANDARD INSURANCE COMPANY	OR	0.50%	82.25%	34,479,154	2.49%	97.59%	8.38%	79.83%	6.46%	100.97%	92.60%
28 25178	STATE FARM MUTUAL AUTOMOBILE INSURANCE COMPANY	IL	0.45%	82.70%	31,339,536	0.32%	94.40%	-2.48%	71.96%	-22.12%	70.26%	78.73%
29 32395	VISION SERVICE PLAN INSURANCE COMPANY	MO	0.45%	83.15%	31,120,421	12.61%	83.86%	14.35%	83.84%	8.61%	82.90%	83.58%
30 19275	AMERICAN FAMILY MUTUAL INSURANCE COMPANY	WI	0.44%	83.59%	30,198,032	-8.45%	49.12%	-3.77%	63.99%	-4.86%	74.81%	63.16%
31 60836	AMERICAN REPUBLIC INSURANCE COMPANY	IA	0.42%	84.01%	29,318,765	-1.66%	74.80%	-7.99%	75.52%	-4.92%	69.47%	73.13%
32 70408	UNION SECURITY INSURANCE COMPANY	IA	0.41%	84.42%	28,456,788	-11.56%	69.38%	-5.33%	64.10%	-27.03%	66.04%	66.40%
33 86231	TRANSAMERICA LIFE INSURANCE COMPANY	IA	0.41%	84.83%	28,161,676	389.62%	68.28%	-2.97%	77.39%	11.11%	61.72%	68.64%
34 68284	PYRAMID LIFE INSURANCE COMPANY	KS	0.40%	85.23%	27,759,538	25.32%	78.89%	4397.15%	81.44%	-7.29%	55.88%	79.79%
35 83445	WELLWARE HEALTH INSURANCE OF ARIZONA INC	AZ	0.38%	85.62%	26,617,095	80.72%	76.74%	0.00%	87.89%	-100.00%	0.00%	80.71%
Subtotals - Largest 35 Companies			85.62%	5,926,413,116		11.51%	79.21%	-12.24%	79.15%	-17.87%	79.35%	79.23%
Subtotals - All Other Companies			14.38%	995,636,617		0.74%	68.53%	-2.24%	71.99%	-11.53%	71.43%	70.64%
Totals - All Companies			100.00%	6,922,049,733		9.83%	77.68%	-10.67%	78.03%	-16.78%	78.00%	77.89%

2008 MISSOURI MARKET SHARE BY GROUP - Total Accident and Health Insurance

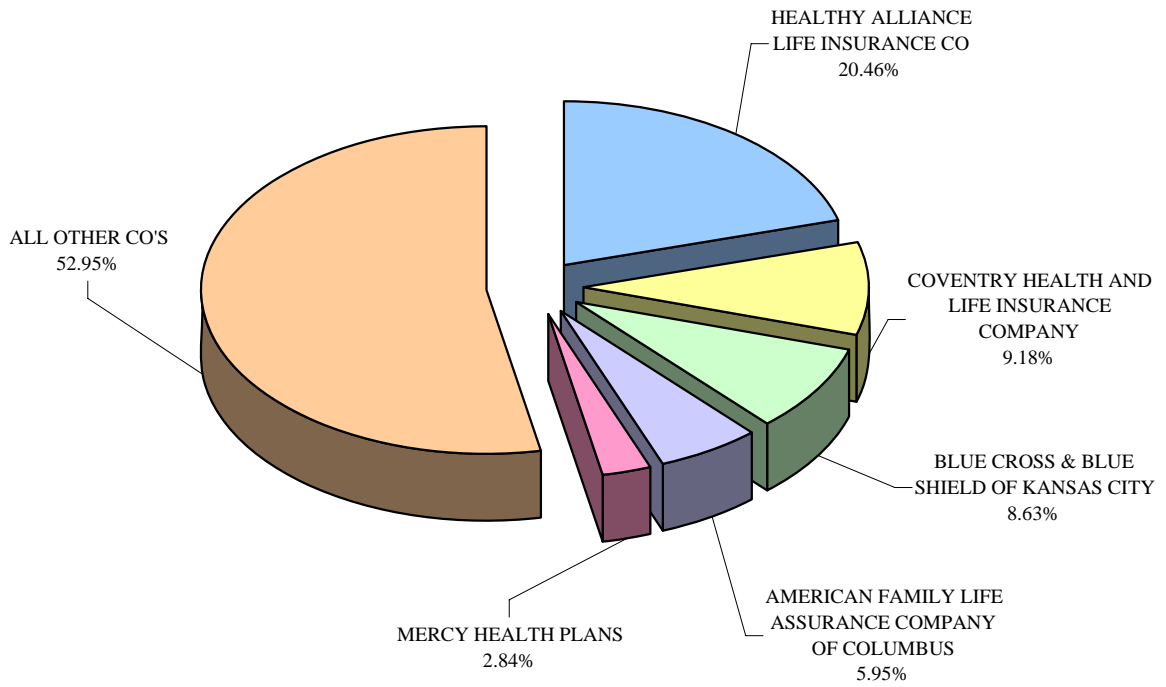
NAIC Code	Group Name	2008		2007-2008		2008		2006-2007		2007		2005-2006		2006		2006-2008	
		Market Share	Cumulative Market Share	Written Premium	Change in Written Premium	Loss Ratio	Change in Written Premium	Loss Ratio	Change in Written Premium	Loss Ratio	Change in Written Premium	Loss Ratio	Change in Written Premium	Loss Ratio	Change in Written Premium	Loss Ratio	Change in Written Premium
1 0671	Wellpoint Inc Grp	23.66%	23.66%	1,637,980,877	5.52%	79.77%	2.92%	81.16%	5.84%	80.67%	80.52%						
2 0707	UNITEDHEALTH GRP	15.92%	39.59%	1,102,161,419	3.89%	76.93%	17.13%	78.26%	28.15%	81.51%	78.74%						
3 0537	BCBS OF KC GRP	9.00%	48.59%	623,257,868	9.19%	88.28%	11.20%	90.54%	3.68%	90.50%	89.70%						
4 1137	COVENTRY CORP GRP	7.37%	55.96%	509,843,983	39.54%	83.35%	36.27%	78.26%	90.11%	80.36%	81.02%						
5 0119	HUMANA GRP	6.13%	62.09%	424,651,981	20.24%	84.51%	25.40%	82.75%	490.52%	84.52%	83.91%						
6 3386	Mercy Hlth Plans Grp	3.28%	65.37%	226,885,728	16.97%	85.52%	29.70%	91.41%	93.75%	91.19%	89.01%						
7 0001	AETNA GRP	2.85%	68.22%	197,240,482	46.22%	85.21%	73.06%	89.59%	38.62%	72.01%	84.12%						
8 0012	AMERICAN INTL GRP	2.02%	70.23%	139,569,753	-6.10%	34.33%	10.47%	34.21%	11.45%	38.74%	35.69%						
9 0953	UNIVERSAL AMER FIN CORP GRP	1.65%	71.88%	114,143,324	122.30%	88.54%	32.08%	67.27%	157.76%	68.71%	78.86%						
10 0901	CIGNA HLTH GRP	1.37%	73.25%	94,533,892	30.88%	79.54%	34.83%	85.10%	53.92%	81.63%	81.88%						
11 0019	Assurant Inc Grp	1.34%	74.59%	92,853,714	0.81%	61.92%	3.80%	56.58%	-13.69%	63.04%	60.50%						
12 0565	UNIMPROVIDENT CORP GRP	1.22%	75.81%	84,610,092	6.04%	77.04%	-6.91%	85.03%	0.90%	85.05%	82.34%						
13 0370	AMERICAN FAMILY CORP GRP	1.22%	77.03%	84,357,587	9.30%	46.20%	13.43%	43.50%	11.83%	45.40%	45.05%						
14 0332	PRINCIPAL FIN GRP	1.21%	78.24%	83,542,698	-0.63%	74.46%	18.27%	78.63%	22.32%	75.29%	76.17%						
15 0241	METROPOLITAN GRP	1.14%	79.38%	79,036,321	-14.98%	62.29%	-0.22%	53.53%	16.70%	56.73%	57.36%						
16 0261	MUTUAL OF OMAHA GRP	1.04%	80.42%	72,288,927	-7.84%	73.45%	2.30%	74.07%	24.66%	75.31%	74.28%						
17 0233	CONSECO GRP	1.04%	81.46%	71,802,572	-2.08%	76.46%	-2.93%	78.49%	-7.03%	74.67%	76.51%						
18 0429	GUARDIAN LIFE GRP	1.02%	82.48%	70,707,487	4.97%	69.43%	19.35%	66.76%	8.50%	68.61%	68.27%						
19 0091	HARTFORD FIRE & CAS GRP	1.00%	83.49%	69,405,701	13.37%	54.21%	14.41%	71.74%	42.62%	69.59%	64.51%						
20 4011	Genworth Fin Grp	0.96%	84.45%	66,710,884	8.11%	78.67%	6.22%	71.71%	3.70%	69.94%	73.63%						
21 1203	COX INS GRP	0.86%	85.31%	59,708,774	8.89%	84.87%	-1.76%	85.66%	10.88%	88.61%	86.35%						
22 60305	AMERICAN COMMUNITY MUTUAL INSURANCE COMPANY	0.67%	85.98%	46,035,088	0.61%	82.94%	25.45%	87.97%	46.25%	76.62%	82.93%						
23 0468	Aegon US Holding Grp	0.64%	86.62%	44,208,272	101.38%	64.95%	4.93%	70.96%	-0.64%	61.60%	65.66%						
24 1199	WELLCARE GRP	0.56%	87.18%	38,973,167	-7.08%	78.56%	39.26%	87.07%	12095583.94%	81.10%	82.47%						
25 1348	STANCORP FIN GRP	0.50%	87.68%	34,479,154	2.49%	97.59%	8.38%	79.83%	6.46%	100.97%	92.60%						
26 0626	Ace Ltd Grp	0.46%	88.14%	31,969,210	-7.51%	37.59%	15.32%	82.79%	1.54%	42.65%	55.25%						
27 3527	American Republic Mut Grp	0.46%	88.60%	31,684,166	-3.95%	74.82%	-7.86%	73.83%	-3.78%	69.25%	72.51%						
28 0176	STATE FARM GRP	0.45%	89.05%	31,339,536	0.32%	94.40%	-2.48%	71.96%	-22.12%	70.26%	78.73%						
29 1189	VISION SERV PLAN GRP	0.45%	89.50%	31,120,421	12.61%	83.86%	14.35%	83.84%	8.61%	82.90%	83.58%						
30 0473	AMERICAN FAMILY INS GRP	0.44%	89.93%	30,198,032	-8.45%	49.12%	-3.77%	63.99%	-4.86%	74.81%	63.16%						
31 0290	LIBERTY NATL GRP	0.39%	90.33%	27,237,234	-6.34%	64.89%	-0.45%	72.30%	13.47%	66.02%	67.79%						
32 0680	NORTHWESTERN MUT GRP	0.36%	90.69%	24,842,941	10.47%	42.79%	10.02%	66.01%	7.60%	72.99%	59.75%						
33 0276	TRUSTMARK INS CO GRP	0.36%	91.05%	24,817,466	-4.18%	84.96%	125.85%	67.09%	6.73%	166.19%	91.13%						
34 0904	JOHN HANCOCK GRP	0.35%	91.40%	24,436,669	0.42%	33.77%	19.15%	42.45%	12.96%	35.79%	37.24%						
35 0549	SUN LIFE ASSUR CO OF CN GRP	0.31%	91.71%	21,277,127	9.49%	73.56%	10.82%	99.98%	2.75%	66.06%	80.16%						
Subtotals - Largest 35 Groups		91.71%		6,347,912,547	10.39%	78.07%	-11.52%	78.59%	-17.91%	78.80%	78.46%						
Subtotals - All Other Groups		8.29%		574,137,186	3.98%	73.35%	-1.82%	72.20%	-6.16%	70.38%	72.01%						
Totals - All Groups		100.00%		6,922,049,733	9.83%	77.68%	-10.67%	78.03%	-16.78%	78.00%	77.89%						

INDIVIDUAL ACCIDENT AND HEALTH INSURANCE MISSOURI/COUNTRYWIDE LOSS RATIOS 1989-2008

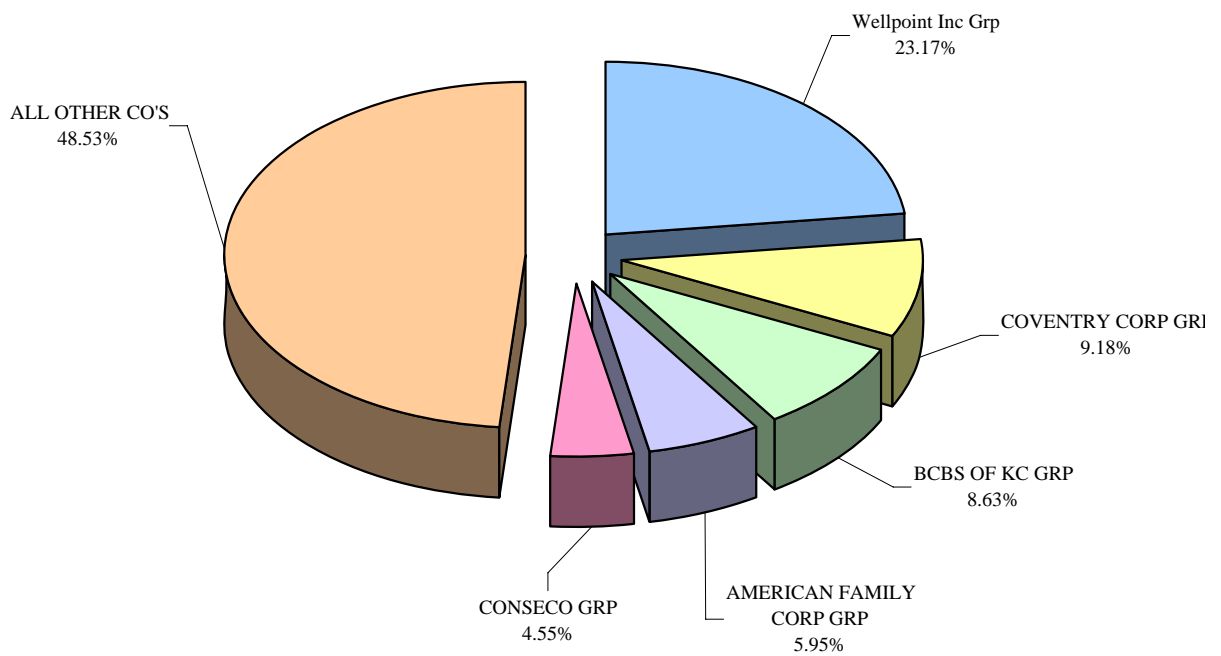


Total Individual Accident and Health Insurance

2008 MISSOURI MARKET SHARE BY COMPANY



2008 MISSOURI MARKET SHARE BY GROUP



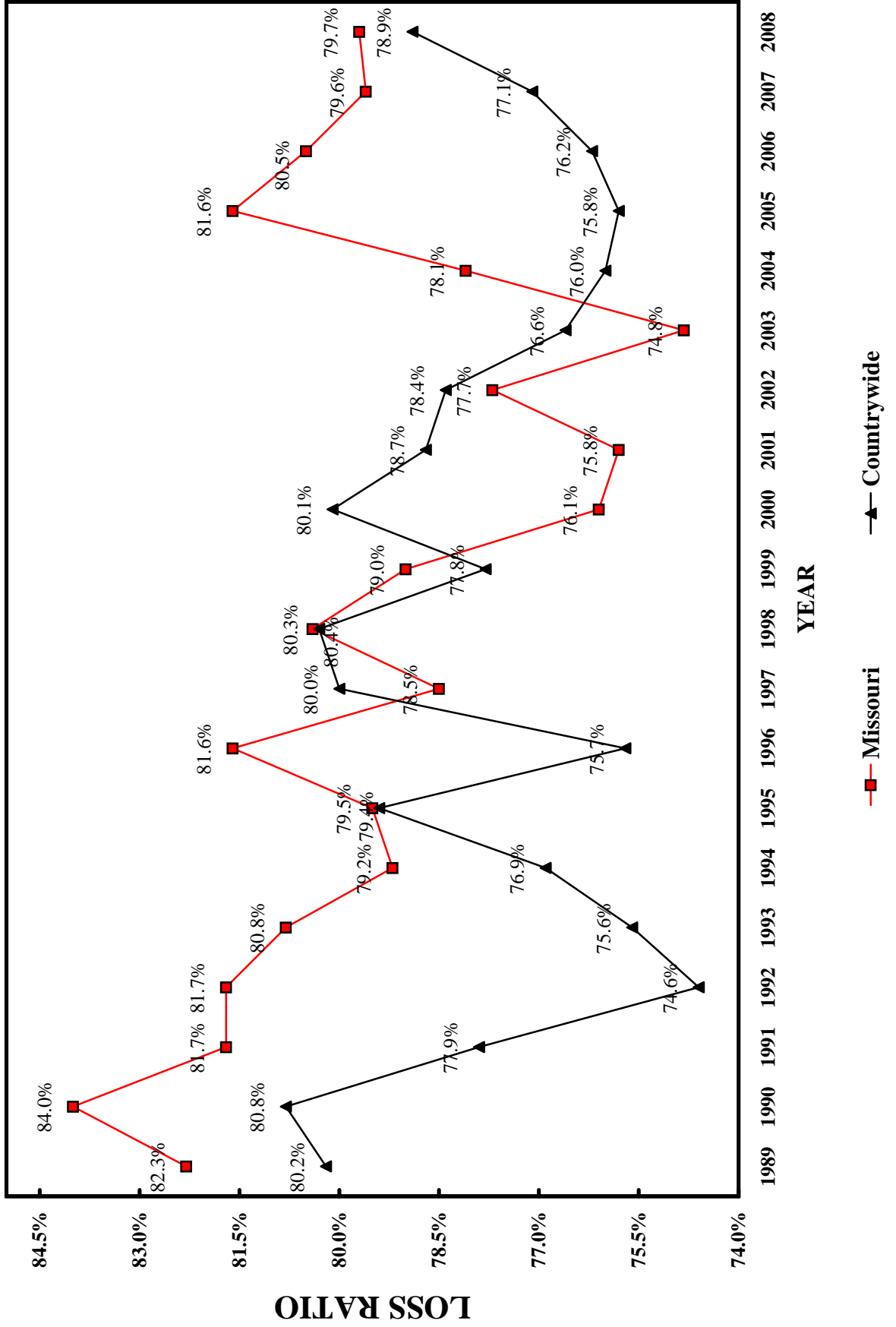
2008 MISSOURI MARKET SHARE BY COMPANY - Individual Accident and Health Insurance

NAIC Code	Company Name	State of Domicile	2008		2008 Cumulative Market Share	2007-2008		2006-2007		2005-2006		2006 Loss Ratio	2006 Loss Ratio	2006 Loss Ratio
			Market Share	Market Share		Change in Written Premium	Loss Ratio	Change in Written Premium	Loss Ratio	Change in Written Premium	Loss Ratio			
1	78972 HEALTHY ALLIANCE LIFE INSURANCE CO	MO	20.46%	20.46%	289,950,284	-2.44%	71.54%	9.79%	73.01%	-0.60%	65.98%	70.21%		
2	81973 COVENTRY HEALTH AND LIFE INSURANCE COMPANY	DE	9.18%	29.64%	130,020,017	91.51%	82.33%	231.99%	79.11%	543.85%	73.35%	80.49%		
3	47171 BLUE CROSS & BLUE SHIELD OF KANSAS CITY	MO	8.63%	38.26%	122,210,180	2.58%	82.20%	7.05%	80.80%	5.96%	80.50%	81.19%		
4	60380 AMERICAN FAMILY LIFE ASSURANCE COMPANY OF COLUMBUS	NE	5.95%	44.22%	84,335,691	9.30%	46.16%	13.43%	43.51%	11.83%	45.41%	45.05%		
5	11529 MERCY HEALTH PLANS	MO	2.84%	47.05%	40,203,345	158.42%	78.47%	155.10%	77.56%	279.93%	86.27%	79.01%		
6	61263 BANKERS LIFE AND CASUALTY COMPANY	IL	2.72%	49.77%	38,496,502	2.18%	72.40%	3.74%	69.26%	-0.15%	72.16%	71.27%		
7	28207 ANTHEM INSURANCE COMPANIES INC	IN	2.70%	52.47%	38,305,942	-5.80%	111.80%	30.62%	88.20%	0.00%	87.93%	95.82%		
8	70025 GENWORTH LIFE INSURANCE COMPANY	DE	2.45%	54.93%	34,757,731	6.98%	69.45%	0.99%	68.65%	5.88%	61.99%	66.81%		
9	19275 AMERICAN FAMILY MUTUAL INSURANCE COMPANY	WI	1.96%	56.89%	27,779,437	-7.77%	45.51%	-5.93%	63.48%	-1.33%	74.43%	61.80%		
10	83445 WELLCARE HEALTH INSURANCE OF ARIZONA INC	AZ	1.88%	58.77%	26,617,095	0.00%	76.74%	0.00%	0.00%	0.00%	0.00%	76.74%		
11	25178 STATE FARM MUTUAL AUTOMOBILE INSURANCE COMPANY	IL	1.68%	60.44%	23,765,545	-1.74%	70.65%	0.77%	70.98%	-0.10%	69.85%	70.49%		
12	68500 CONTINENTAL LIFE INS CO OF BRENTWOOD TN	TN	1.52%	61.96%	21,507,196	-0.26%	79.97%	20.44%	72.54%	9.51%	73.75%	75.50%		
13	72850 UNITED WORLD LIFE INSURANCE COMPANY	NE	1.49%	63.45%	21,047,619	32.72%	79.87%	249.19%	83.27%	380.49%	82.18%	81.32%		
14	65099 JOHN HANCOCK LIFE INSURANCE COMPANY	MA	1.35%	64.80%	19,093,548	8.89%	38.76%	10.98%	36.48%	14.06%	36.68%	37.37%		
15	92916 UNITED AMERICAN INSURANCE COMPANY	NE	1.29%	66.09%	18,320,075	-10.67%	60.90%	-17.31%	71.65%	15.11%	64.87%	65.91%		
16	67091 NORTHWESTERN MUTUAL LIFE INSURANCE COMPANY	WI	1.26%	67.35%	17,862,847	6.63%	51.04%	7.13%	69.30%	6.02%	88.23%	68.89%		
17	61859 CHRISTIAN FIDELITY LIFE INSURANCE CO	TX	1.24%	68.59%	17,631,874	-0.17%	78.44%	-1.56%	80.52%	-0.51%	79.81%	79.60%		
18	62146 COMBINED INSURANCE CO OF AMERICA	IL	1.24%	69.83%	17,536,291	-2.93%	21.02%	-1.95%	68.04%	-1.20%	32.16%	40.80%		
19	65978 METROPOLITAN LIFE INSURANCE COMPANY	NY	1.14%	70.97%	16,108,429	11.92%	11.93%	8.17%	20.63%	13.07%	29.04%	19.38%		
20	68195 PROVIDENT LIFE AND ACCIDENT INSURANCE COMPANY	TN	1.11%	72.08%	15,702,758	7.58%	48.58%	7.52%	52.79%	9.35%	60.82%	53.79%		
21	89184 STERLING INVESTORS LIFE INSURANCE COMPANY	GA	1.03%	73.10%	14,577,168	20.89%	87.33%	334.22%	79.04%	6104.82%	28.50%	78.81%		
22	62952 EQUITABLE LIFE & CASUALTY INSURANCE COMPANY	UT	1.01%	74.11%	14,253,126	-4.72%	65.13%	0.51%	58.72%	-2.72%	58.16%	60.72%		
23	12575 SILVERSCRIPT INSURANCE COMPANY	TN	0.95%	75.06%	13,396,148	-23.96%	100.16%	-27.30%	87.08%	0.00%	73.68%	84.83%		
24	78174 CONSECO HEALTH INSURANCE COMPANY	AZ	0.91%	75.96%	12,866,554	-10.18%	53.49%	-14.17%	59.81%	-20.97%	65.30%	60.14%		
25	10155 WELLCARE PRESCRIPTION INSURANCE INC	FL	0.87%	76.84%	12,356,072	-54.60%	82.50%	-9.64%	86.63%	0.00%	81.10%	83.51%		
26	71412 MUTUAL OF OMAHA INSURANCE COMPANY	NE	0.83%	77.66%	11,728,583	-6.79%	70.65%	-6.63%	46.35%	-5.95%	63.88%	60.16%		
27	56014 THRIVENT FINANCIAL FOR LUTHERANS	WI	0.82%	78.49%	11,644,316	0.02%	91.20%	-0.31%	79.74%	0.43%	79.66%	83.55%		
28	86231 TRANSAMERICA LIFE INSURANCE COMPANY	IA	0.79%	79.28%	11,225,236	298.49%	75.05%	-2.09%	72.61%	3.82%	62.19%	72.48%		
29	62049 COLONIAL LIFE & ACCIDENT INS CO	SC	0.76%	80.04%	10,802,500	8.77%	39.66%	4.72%	46.21%	9.20%	39.93%	41.89%		
30	73288 HUMANA INSURANCE COMPANY	WI	0.75%	80.79%	10,566,071	120.71%	69.01%	-97.93%	64.55%	3173.34%	86.02%	84.80%		
31	60836 AMERICAN REPUBLIC INSURANCE COMPANY	IA	0.67%	81.46%	9,484,185	2.89%	76.32%	-0.81%	77.49%	-9.99%	78.58%	77.45%		
32	65935 MASSACHUSETTS MUTUAL LIFE INSURANCE COMPANY	MA	0.66%	82.11%	9,332,648	11.21%	92.91%	4.75%	81.50%	5.08%	26.13%	67.41%		
33	80578 PHYSICIANS MUTUAL INSURANCE COMPANY	NE	0.63%	82.75%	8,981,368	-11.50%	64.17%	-11.29%	66.78%	-12.10%	58.94%	63.06%		
34	77399 STERLING LIFE INSURANCE COMPANY	IL	0.59%	83.34%	8,407,463	24.42%	85.80%	244.48%	85.03%	5832.27%	60.90%	82.75%		
35	71390 ADMIRAL LIFE INSURANCE COMPANY OF AMERICA	AZ	0.58%	83.92%	8,239,253	0.00%	66.66%	0.00%	0.00%	0.00%	0.00%	66.66%		
Subtotals - Largest 35 Companies			83.92%		1,189,113,097	12.02%	70.98%	9.50%	70.51%	-30.62%	70.42%	70.64%		
Subtotals - All Other Companies			16.08%		227,798,084	-0.69%	69.38%	52.58%	83.86%	-34.97%	76.11%	76.41%		
Totals - All Companies			100.00%		1,416,911,181	9.76%	70.73%	17.16%	72.85%	-31.63%	71.75%	71.74%		

2008 MISSOURI MARKET SHARE BY GROUP - Individual Accident and Health Insurance

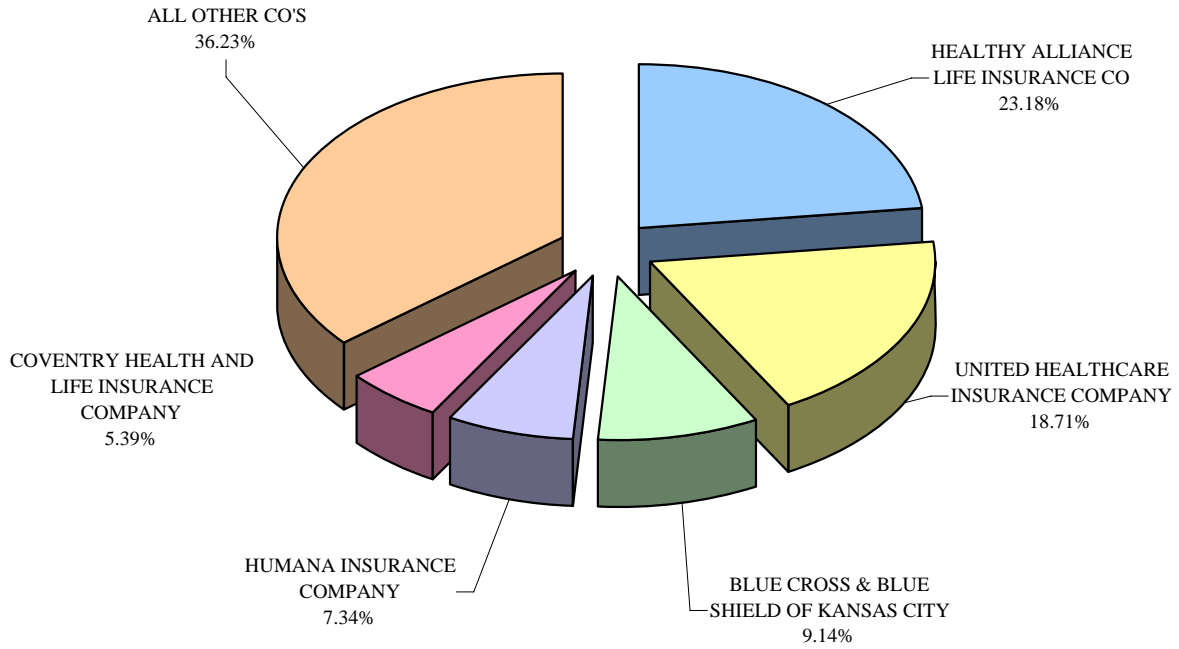
NAIC Code	Group Name	2008		2007-2008		2006-2007		2005-2006		2006-2008	
		Market Share	Cumulative Market Share	Written Premium	Change in Written Premium	Loss Ratio	Change in Written Premium	Loss Ratio	Change in Written Premium	Loss Ratio	Change in Written Premium
1 0671	Wellpoint Inc Grp	23.17%	23.17%	328,263,303	-2.89%	75.78%	7.95%	77.95%	14.97%	68.57%	74.12%
2 1137	COVENTRY CORP GRP	9.18%	32.34%	130,020,017	91.51%	82.33%	41.86%	79.11%	1406.77%	85.36%	82.03%
3 0637	BCBS OF KC GRP	8.63%	40.97%	122,210,180	2.15%	82.15%	6.62%	80.93%	5.30%	81.86%	81.65%
4 0370	AMERICAN FAMILY CORP GRP	5.95%	46.92%	84,335,691	9.30%	46.16%	13.43%	43.51%	11.83%	45.41%	45.05%
5 0233	CONSECO GRP	4.55%	51.47%	64,493,148	-1.44%	75.62%	-2.58%	79.30%	-7.14%	75.27%	76.71%
6 4011	Genworth Fin Grp	4.41%	55.88%	62,425,946	6.54%	71.55%	3.65%	71.55%	2.80%	69.55%	70.92%
7 3386	Mercy Hlth Plans Grp	2.84%	58.72%	40,203,345	158.42%	78.47%	155.10%	77.56%	279.93%	86.27%	79.01%
8 1199	WELLCARE GRP	2.75%	61.47%	38,973,167	43.21%	78.56%	-9.64%	86.63%	0.00%	81.10%	81.64%
9 0565	UNIMPROVIDENT CORP GRP	2.62%	64.08%	37,086,525	4.22%	58.69%	2.49%	59.29%	3.60%	64.85%	60.90%
10 0261	MUTUAL OF OMAHA GRP	2.50%	66.59%	35,440,971	23.50%	75.08%	58.50%	65.46%	18.54%	67.46%	70.11%
11 0473	AMERICAN FAMILY INS GRP	1.96%	68.55%	27,779,437	-7.77%	45.51%	-5.93%	63.48%	-1.33%	74.43%	61.80%
12 0176	STATE FARM GRP	1.68%	70.22%	23,765,545	-1.74%	70.65%	0.77%	70.98%	-0.10%	69.85%	70.49%
13 0680	NORTHWESTERN MUT GRP	1.60%	71.82%	22,641,677	11.19%	38.52%	10.61%	62.34%	9.48%	75.42%	57.66%
14 0290	LIBERTY NATL GRP	1.51%	73.33%	21,332,346	-8.34%	60.71%	-15.35%	71.89%	13.71%	64.79%	65.87%
15 0904	JOHN HANCOCK GRP	1.35%	74.67%	19,093,657	8.89%	38.76%	10.98%	36.48%	14.06%	36.68%	37.37%
16 0241	METROPOLITAN GRP	1.33%	76.00%	18,824,837	9.16%	19.63%	4.30%	34.37%	11.91%	57.89%	35.28%
17 0574	AMERCO CORP GRP	1.26%	77.26%	17,784,033	-0.32%	78.31%	-1.77%	80.44%	-1.24%	79.26%	79.34%
18 0626	Ace Ltd Grp	1.24%	78.50%	17,536,291	-2.93%	21.02%	-1.95%	68.04%	-1.20%	32.16%	40.80%
19 89184	STERLING INVESTORS LIFE INSURANCE COMPANY	1.03%	79.52%	14,577,168	20.89%	87.33%	334.22%	79.04%	6104.82%	28.50%	78.81%
20 62952	EQUITABLE LIFE & CASUALTY INSURANCE COMPANY	1.01%	80.53%	14,253,126	-4.72%	65.13%	0.51%	58.72%	-2.72%	58.16%	60.72%
21 0468	Aegon US Holding Grp	0.98%	81.51%	13,875,827	149.76%	83.86%	-0.14%	127.10%	-1.23%	87.13%	94.18%
22 12575	SILVERSCRIPT INSURANCE COMPANY	0.95%	82.45%	13,396,148	-23.96%	100.16%	-27.30%	87.08%	0.00%	73.68%	84.83%
23 2938	Thivent Financial For Lutherans Grp	0.82%	83.28%	11,644,316	0.02%	91.20%	-0.31%	79.74%	0.43%	79.66%	83.55%
24 0119	HUMANA GRP	0.80%	84.08%	11,351,681	108.21%	66.93%	-97.65%	62.15%	2943.38%	85.91%	84.43%
25 0367	PHYSICIANS MUT GRP	0.78%	84.86%	11,056,029	-7.81%	67.33%	-8.71%	70.28%	-9.30%	60.14%	65.68%
26 3527	American Republic Mut Grp	0.74%	85.60%	10,532,524	7.85%	76.58%	-0.39%	77.03%	-12.62%	77.57%	77.05%
27 0008	ALLSTATE INS GRP	0.68%	86.28%	9,676,782	4.94%	45.65%	1.26%	45.04%	2.18%	36.88%	42.61%
28 4172	State Mut Co Grp	0.67%	86.96%	9,538,476	512.90%	66.53%	-21.86%	66.52%	-27.89%	72.49%	67.47%
29 0435	MASS MUT LIFE INS GRP	0.66%	87.62%	9,332,648	11.21%	92.91%	4.75%	81.50%	5.08%	26.13%	67.41%
30 0953	UNIVERSAL AMER FIN CORP GRP	0.64%	88.25%	9,022,044	-15.97%	77.57%	-72.26%	80.40%	156.73%	68.73%	72.07%
31 0361	Munich Re Grp	0.59%	88.85%	8,407,463	24.42%	85.80%	244.48%	85.03%	5832.27%	60.90%	82.75%
32 0215	UNITRIN GRP	0.57%	89.42%	8,071,427	-6.87%	64.94%	-9.14%	69.26%	-10.48%	59.85%	64.49%
33 0084	American Financial Grp	0.57%	89.98%	8,023,604	-28.02%	68.56%	-5.13%	75.46%	11.97%	78.88%	74.94%
34 0408	AMERICAN NATL FIN GRP	0.51%	90.50%	7,293,060	-27.00%	72.04%	-24.02%	89.14%	-12.98%	76.76%	79.52%
35 0218	CNA INS GRP	0.50%	90.99%	7,044,585	-6.26%	-1441.85%	-3.76%	1630.25%	-1.21%	638.82%	2132.23%
Subtotals - Largest 35 Groups		90.99%		1,289,307,024	10.63%	71.40%	15.04%	72.88%	-30.77%	71.90%	72.02%
Subtotals - All Other Groups		9.01%		127,604,157	1.76%	63.92%	36.79%	72.78%	-38.35%	70.60%	69.24%
Totals - All Groups		100.00%		1,416,911,181	9.76%	70.73%	17.16%	72.85%	-31.63%	71.75%	71.74%

**GROUP ACCIDENT AND HEALTH INSURANCE
MISSOURI/COUNTRYWIDE
LOSS RATIOS 1989-2008**

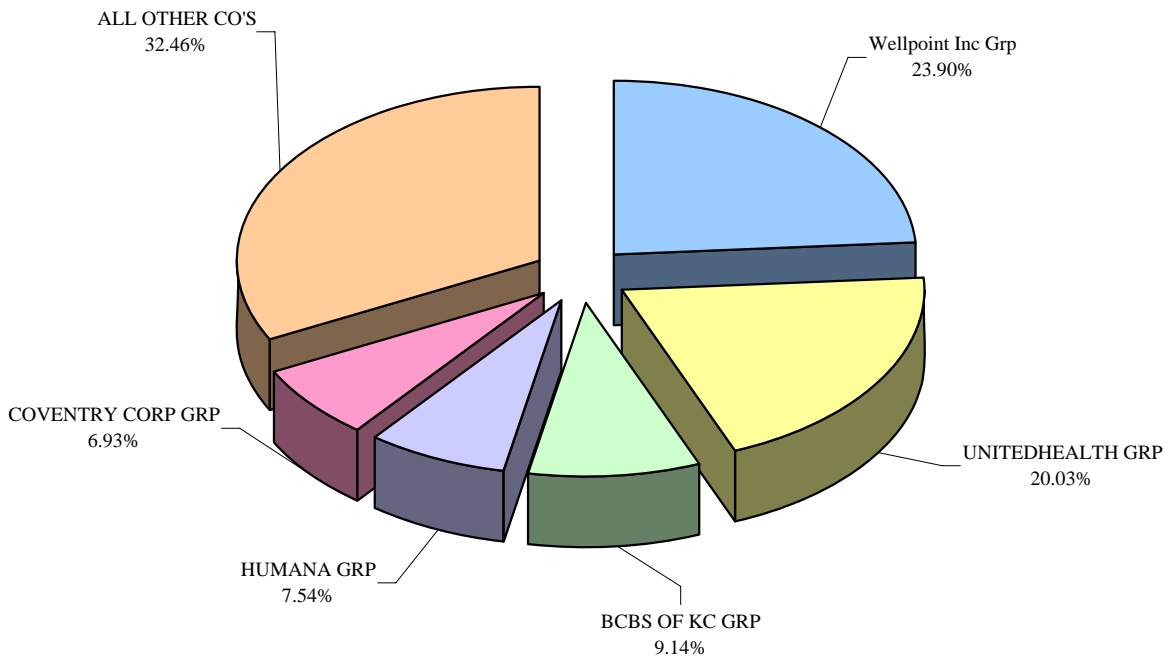


Total Group Accident and Health Insurance

2008 MISSOURI MARKET SHARE BY COMPANY



2008 MISSOURI MARKET SHARE BY GROUP



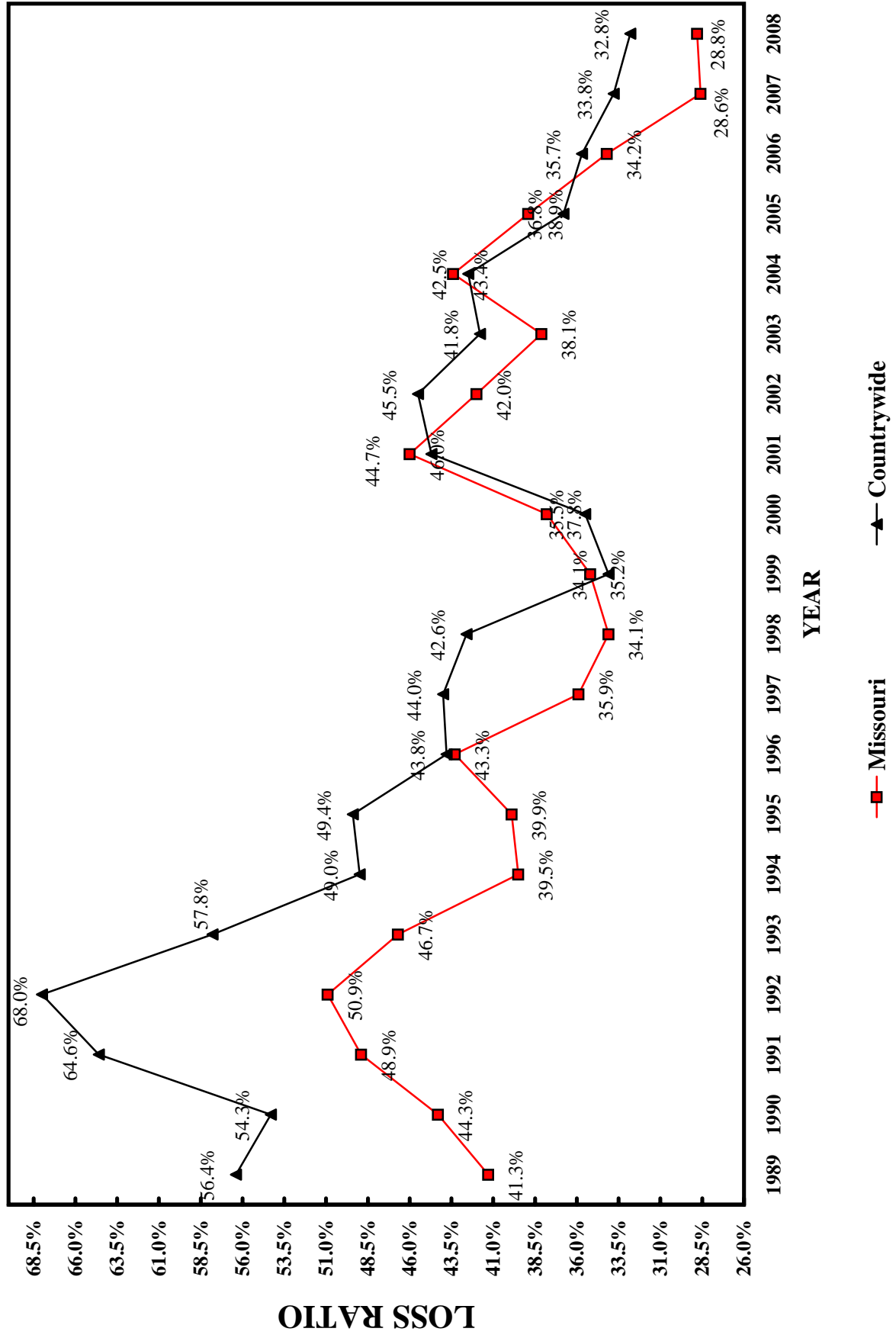
2008 MISSOURI MARKET SHARE BY COMPANY - Group Accident and Health Insurance

NAIC Code	Company Name	State of Domicile	2008		2007-2008		2008		2006-2007		2005-2006		2006-2008	
			Market Share	Cumulative Market Share	Change in Written Premium	Loss Ratio	Written Premium	Loss Ratio	Change in Written Premium	Loss Ratio	Change in Written Premium	Loss Ratio	Change in Written Premium	Loss Ratio
1 78972	HEALTHY ALLIANCE LIFE INSURANCE CO	MO	23.18%	23.18%	1,270,547,878	6.70%	81.20%	1.38%	82.00%	3.67%	84.02%	82.39%		
2 79413	UNITED HEALTHCARE INSURANCE COMPANY	CT	18.71%	41.89%	1,025,514,965	4.36%	78.14%	22.80%	79.58%	24.82%	82.16%	79.79%		
3 47171	BLUE CROSS & BLUE SHIELD OF KANSAS CITY	MO	9.14%	51.03%	501,047,688	11.06%	89.78%	12.47%	93.10%	3.27%	92.91%	91.81%		
4 73288	HUMANA INSURANCE COMPANY	WI	7.34%	58.38%	402,502,899	19.91%	85.24%	708.50%	83.25%	23.28%	81.12%	84.16%		
5 81973	COVENTRY HEALTH AND LIFE INSURANCE COMPANY	DE	5.39%	63.77%	295,641,749	18.68%	78.26%	14.58%	75.55%	60.00%	79.42%	77.71%		
6 60054	AETNA LIFE INSURANCE COMPANY	CT	3.52%	67.29%	193,012,917	44.46%	86.14%	93.73%	89.92%	24.55%	71.25%	84.80%		
7 11529	MERCY HEALTH PLANS	MO	3.41%	70.70%	186,682,383	4.63%	87.03%	24.37%	92.62%	89.79%	91.40%	90.22%		
8 19445	NATIONAL UNION FIRE INSURANCE COMPANY OF PITTSBURG P.	PA	2.07%	72.77%	113,486,484	-8.81%	32.04%	10.78%	32.40%	13.73%	37.03%	33.77%		
9 90328	FIRST HEALTH LIFE & HEALTH INSURANCE COMPANY	TX	1.53%	74.30%	83,753,936	74.63%	102.73%	2550.72%	91.67%	84.90%	92.69%	98.64%		
10 61271	PRINCIPAL LIFE INSURANCE COMPANY	IA	1.46%	75.76%	80,054,131	-1.16%	75.04%	18.61%	79.06%	22.64%	76.70%	76.94%		
11 62308	CONNECTICUT GENERAL LIFE INS CO	CT	1.38%	77.13%	75,506,264	43.18%	82.92%	40.54%	81.76%	95.14%	83.76%	82.73%		
12 67660	PENNSYLVANIA LIFE INSURANCE COMPANY	PA	1.38%	78.51%	75,375,658	298.76%	93.59%	11147.49%	46.91%	0.00%	64.99%	82.39%		
13 64246	GUARDIAN LIFE INSURANCE COMPANY OF AMERICA	NY	1.20%	79.71%	65,911,654	4.45%	69.60%	19.56%	68.83%	8.15%	68.41%	68.99%		
14 70815	HARTFORD LIFE AND ACCIDENT INSURANCE COMPANY	CT	1.20%	80.91%	65,624,935	16.67%	54.38%	12.23%	71.30%	44.46%	69.41%	64.30%		
15 65978	METROPOLITAN LIFE INSURANCE COMPANY	NY	1.09%	82.00%	59,982,681	-20.53%	74.97%	-1.13%	58.07%	17.91%	49.79%	60.18%		
16 60040	COX HEALTH SYSTEMS INSURANCE COMPANY	MO	0.99%	82.99%	54,264,839	9.87%	85.56%	-1.95%	86.18%	9.96%	89.51%	87.05%		
17 62286	GOLDEN RULE INSURANCE COMPANY	IN	0.98%	83.98%	53,875,973	20.63%	63.05%	16.45%	66.36%	8.51%	68.80%	65.74%		
18 62305	UNUM LIFE INSURANCE COMPANY OF AMERICA	ME	0.85%	84.83%	46,568,165	7.88%	91.78%	-13.19%	105.77%	-0.33%	99.42%	98.63%		
19 60335	AMERICAN COMMUNITY MUTUAL INSURANCE COMPANY	MI	0.84%	85.66%	45,992,760	0.56%	83.01%	25.51%	87.99%	46.26%	76.51%	82.94%		
20 69477	TIME INSURANCE COMPANY	WI	0.80%	86.47%	44,081,271	6.09%	60.65%	18.55%	52.00%	0.55%	61.16%	57.83%		
21 80314	UNICARE LIFE & HEALTH INSURANCE COMPANY	IN	0.64%	87.11%	35,061,110	61.40%	68.14%	5.78%	85.95%	3.29%	72.66%	74.29%		
22 69019	STANDARD INSURANCE COMPANY	OR	0.59%	87.70%	32,472,839	1.79%	98.63%	7.77%	77.69%	5.58%	102.62%	92.75%		
23 32395	VISION SERVICE PLAN INSURANCE COMPANY	MO	0.57%	88.27%	31,120,421	12.61%	83.86%	14.35%	83.84%	8.61%	82.90%	83.58%		
24 71412	MUTUAL OF OMAHA INSURANCE COMPANY	NE	0.56%	88.83%	30,738,480	-28.36%	65.50%	-15.51%	77.87%	28.70%	74.21%	73.21%		
25 68284	PYRAMID LIFE INSURANCE COMPANY	KS	0.50%	89.33%	27,321,435	26.07%	78.98%	2103874.08%	81.80%	2.59%	124.48%	80.23%		
26 70408	UNION SECURITY INSURANCE COMPANY	IA	0.49%	89.82%	26,795,592	-12.12%	70.63%	-5.47%	66.54%	-27.98%	67.66%	68.17%		
27 62863	TRUSTMARK LIFE INSURANCE COMPANY	IL	0.44%	90.25%	23,869,234	-3.75%	86.53%	144.89%	68.63%	11.66%	185.81%	94.51%		
28 13935	FEDERATED MUTUAL INSURANCE COMPANY	MN	0.38%	90.63%	20,576,035	-2.01%	77.53%	-1.85%	85.20%	4.69%	95.95%	86.35%		
29 60836	AMERICAN REPUBLIC INSURANCE COMPANY	IA	0.36%	90.99%	19,772,592	-6.70%	74.15%	-11.27%	74.56%	-2.89%	66.06%	71.29%		
30 65498	LIFE INSURANCE COMPANY OF NORTH AMERICA	PA	0.33%	91.32%	18,356,231	-1.09%	62.36%	24.92%	87.80%	4.60%	70.13%	73.71%		
31 68381	RELIANCE STANDARD LIFE INSURANCE COMPANY	IL	0.33%	91.65%	17,989,331	4.21%	59.06%	11.97%	55.40%	12.57%	53.62%	56.16%		
32 65676	LINCOLN NATIONAL LIFE INSURANCE COMPANY	IN	0.32%	91.97%	17,709,206	15.07%	64.56%	0.00%	62.60%	0.00%	0.00%	63.64%		
33 68322	GREAT-WEST LIFE & ANNUITY INSURANCE COMPANY	CO	0.30%	92.28%	16,613,601	-3.48%	91.88%	-26.91%	90.42%	24.24%	88.45%	90.01%		
34 80802	SUN LIFE ASSURANCE COMPANY OF CANADA	MI	0.29%	92.57%	16,143,583	21.08%	75.08%	20.08%	112.47%	16.50%	67.79%	85.38%		
35 86231	TRANSAMERICA LIFE INSURANCE COMPANY	IA	0.26%	92.84%	14,443,881	392.16%	70.21%	-3.79%	81.92%	19.00%	61.28%	70.59%		
Subtotals - Largest 35 Companies			92.84%	5,088,412,801	10.77%	80.20%	-18.64%	80.46%	-13.19%	81.35%	80.61%			
Subtotals - All Other Companies			7.16%	392,671,554	0.01%	73.09%	-9.65%	69.71%	6.83%	72.37%	71.71%			
Totals - All Companies			100.00%	5,481,084,355	9.92%	79.69%	-17.94%	79.63%	-11.46%	80.58%	79.92%			

2008 MISSOURI MARKET SHARE BY GROUP - Group Accident and Health Insurance

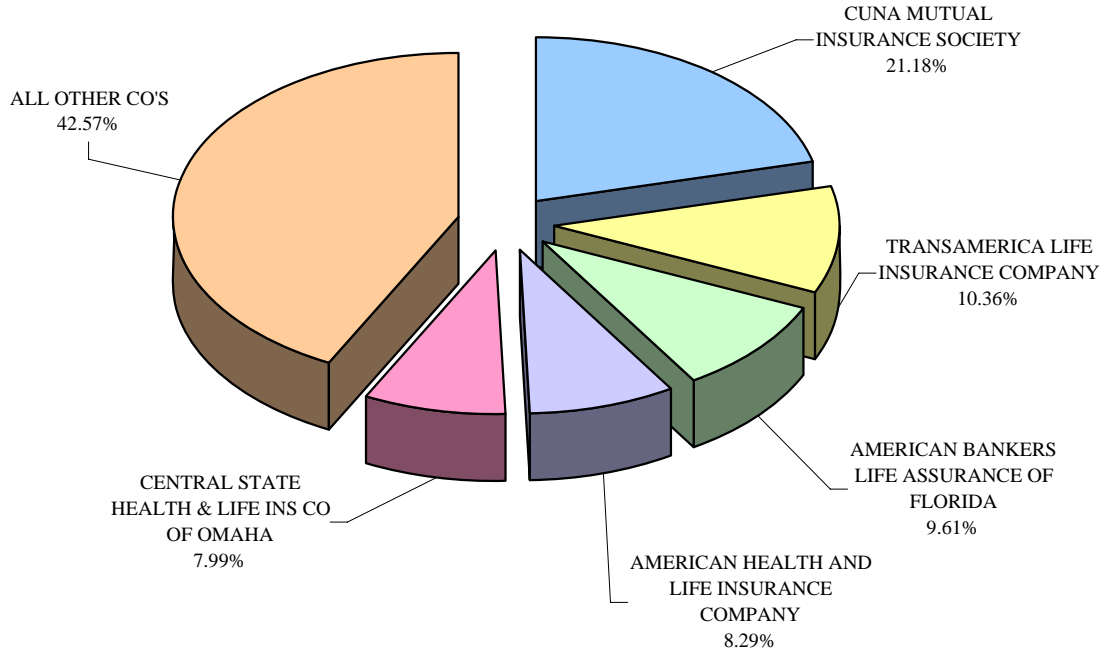
NAIC Code	Group Name	2008		2007-2008		2008		2006-2007		2005-2006		2006-2008	
		Market Share	Cumulative Market Share	Written Premium	Change in Written Premium	Loss Ratio	Change in Written Premium	Loss Ratio	Change in Written Premium	Loss Ratio	Change in Written Premium	Loss Ratio	Change in Written Premium
1 0671	Wellpoint Inc Grp	23.90%	23.90%	1,309,717,574	7.86%	80.77%	1.60%	82.02%	3.68%	83.83%	82.18%		
2 0707	UNITEDHEALTH GRP	20.03%	43.93%	1,098,103,271	3.91%	76.98%	22.87%	78.32%	22.33%	81.20%	78.65%		
3 0537	BCBS OF KC GRP	9.14%	53.07%	501,047,688	11.05%	89.78%	12.48%	93.09%	3.24%	92.91%	91.81%		
4 0119	HUMANA GRP	7.54%	60.61%	413,300,300	18.86%	84.98%	598.77%	83.06%	24.18%	78.48%	83.76%		
5 1137	COVENTRY CORP GRP	6.93%	67.54%	379,823,966	27.68%	83.70%	35.05%	78.07%	59.77%	79.26%	80.75%		
6 0001	AETNA GRP	3.54%	71.08%	193,823,991	44.41%	85.85%	92.09%	89.77%	24.46%	71.01%	84.54%		
7 3386	Mercy Hlth Plans Grp	3.41%	74.48%	186,682,383	4.63%	87.03%	24.37%	92.62%	89.79%	91.40%	90.22%		
8 0012	AMERICAN INTL GRP	2.48%	76.96%	135,904,286	-5.89%	33.96%	11.43%	34.00%	12.31%	38.64%	35.46%		
9 0953	UNIVERSAL AMER FIN CORP GRP	1.92%	78.88%	105,121,280	158.85%	89.54%	23224.69%	64.07%	2182.21%	65.64%	81.76%		
10 0901	CIGNA HLTH GRP	1.72%	80.60%	94,258,293	31.04%	79.64%	35.01%	84.73%	54.72%	81.50%	81.77%		
11 0019	Assurant Inc Grp	1.52%	82.12%	83,392,387	1.15%	63.69%	6.23%	57.36%	-15.22%	62.87%	61.30%		
12 0332	PRINCIPAL FIN GRP	1.46%	83.58%	80,054,131	-1.16%	75.04%	18.61%	79.06%	22.64%	76.70%	76.94%		
13 0091	HARTFORD FIRE & CAS GRP	1.27%	84.85%	69,360,122	13.38%	54.21%	14.43%	71.76%	42.68%	69.58%	64.51%		
14 0429	GUARDIAN LIFE GRP	1.20%	86.05%	65,911,654	4.45%	69.60%	19.56%	68.83%	8.15%	68.41%	68.99%		
15 0241	METROPOLITAN GRP	1.10%	87.15%	60,211,484	-20.47%	75.10%	-1.19%	58.34%	17.79%	56.52%	62.70%		
16 1203	COX INS GRP	0.99%	88.14%	54,264,839	9.87%	85.56%	-1.95%	86.18%	9.96%	89.51%	87.05%		
17 0565	UNIMPROVIDENT CORP GRP	0.87%	89.01%	47,523,567	7.51%	91.83%	-13.30%	106.38%	-0.86%	99.23%	98.98%		
18 60305	AMERICAN COMMUNITY MUTUAL INSURANCE COMPANY	0.84%	89.85%	45,992,760	0.56%	83.01%	25.51%	87.99%	46.26%	76.51%	82.94%		
19 0261	MUTUAL OF OMAHA GRP	0.67%	90.52%	36,847,956	-25.92%	71.96%	-15.07%	78.95%	26.68%	77.64%	76.58%		
20 1348	STANCORP FIN GRP	0.59%	91.11%	32,472,839	1.79%	98.63%	7.77%	77.69%	5.58%	102.62%	92.75%		
21 1189	VISION SERV PLAN GRP	0.57%	91.68%	31,120,421	12.61%	83.86%	14.35%	83.84%	8.61%	82.90%	83.58%		
22 0468	Aegon US Holding Grp	0.50%	92.18%	27,662,525	70.73%	59.15%	6.98%	52.54%	-0.24%	52.82%	55.70%		
23 0276	TRUSTMARK INS CO GRP	0.45%	92.63%	24,601,489	-3.58%	85.10%	131.19%	67.26%	7.85%	170.28%	91.59%		
24 3527	American Republic Mut Grp	0.38%	93.02%	21,089,654	-8.45%	74.01%	-11.14%	72.37%	-0.06%	66.23%	70.59%		
25 0549	SUN LIFE ASSUR CO OF CN GRP	0.38%	93.40%	20,849,425	9.35%	73.78%	10.63%	100.89%	1.93%	66.67%	80.74%		
26 0007	FEDERATED MUT GRP	0.38%	93.77%	20,576,035	-2.01%	77.53%	-1.85%	85.20%	4.69%	95.95%	86.35%		
27 0074	DELPHI FIN GRP	0.33%	94.10%	17,989,331	4.21%	59.06%	11.97%	55.40%	12.57%	53.62%	56.16%		
28 0020	LINCOLN NATL GRP	0.32%	94.42%	17,709,206	15.07%	64.56%	0.00%	62.61%	0.00%	0.00%	63.65%		
29 0769	GREAT WEST GRP	0.32%	94.75%	17,691,537	-4.96%	91.00%	-21.55%	89.29%	23.52%	88.15%	89.32%		
30 0984	HCC INS HOLDINGS GRP	0.28%	95.03%	15,360,811	6.46%	30.99%	6.48%	75.26%	-12.16%	73.05%	58.89%		
31 0626	Ace Ltd Grp	0.26%	95.29%	14,432,919	-12.52%	57.53%	42.87%	100.01%	6.23%	59.19%	73.98%		
32 0264	HealthMarkets Grp	0.26%	95.55%	14,373,457	0.77%	62.90%	-28.98%	46.99%	-6.60%	51.30%	53.45%		
33 0212	ZURICH INS GRP	0.24%	95.79%	13,139,496	-32.08%	95.52%	-27.64%	62.99%	27.16%	60.34%	69.05%		
34 0304	PRUDENTIAL OF AMER GRP	0.24%	96.03%	13,020,726	22.31%	71.57%	22.36%	68.21%	10.32%	111.73%	81.03%		
35 0229	ING Amer Ins Holding Grp	0.21%	96.24%	11,738,309	34.59%	130.86%	27.37%	129.61%	23.13%	76.89%	116.85%		
Subtotals - Largest 35 Groups		96.24%		5,275,170,112	10.15%	79.67%	-18.17%	79.91%	-12.61%	80.71%	80.04%		
Subtotals - All Other Groups		3.76%		205,914,243	4.36%	80.35%	-12.31%	72.52%	14.51%	77.64%	76.89%		
Totals - All Groups		100.00%		5,481,084,355	9.92%	79.69%	-17.94%	79.63%	-11.46%	80.58%	79.92%		

CREDIT ACCIDENT AND HEALTH INSURANCE MISSOURI/COUNTRYWIDE LOSS RATIOS 1989-2008

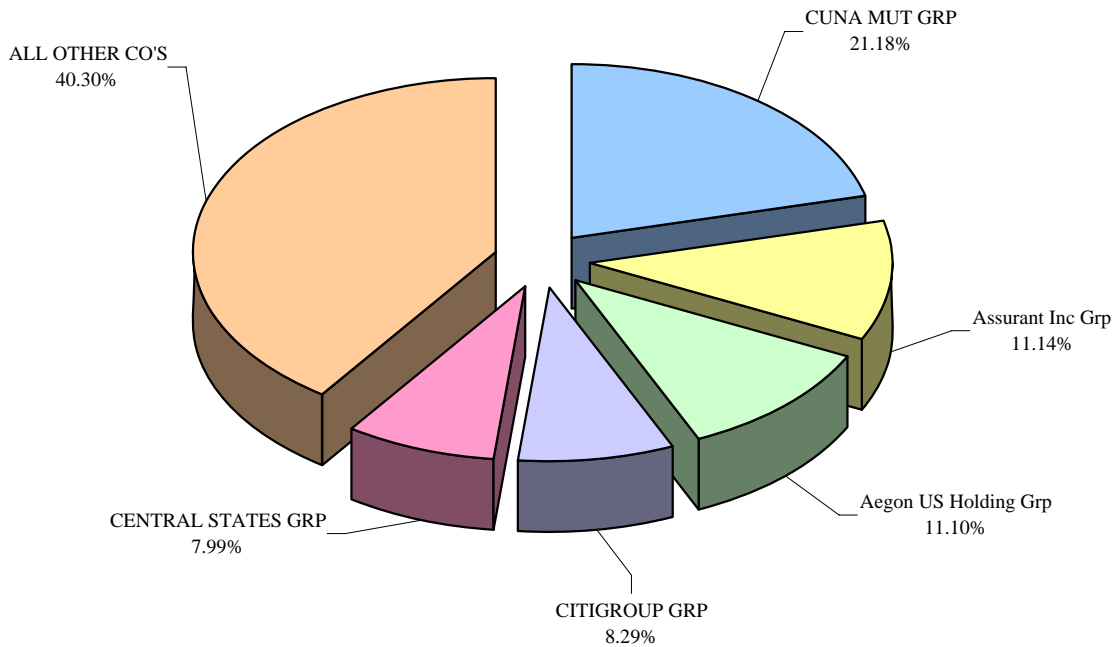


Total Credit Accident and Health Insurance

2008 MISSOURI MARKET SHARE BY COMPANY



2008 MISSOURI MARKET SHARE BY GROUP



2008 MISSOURI MARKET SHARE BY COMPANY - Credit Accident and Health Insurance

NAIC Code	Company Name	State of Domicile	2008		2008 Cumulative Market Share	2007-2008		2008		2006-2007		2005-2006		2006-2008	
			Market Share	Market Share		Change in Written Premium	Loss Ratio	Written Premium	Loss Ratio	Change in Written Premium	Loss Ratio	Change in Written Premium	Loss Ratio	Change in Written Premium	Loss Ratio
1	62626 CUNA MUTUAL INSURANCE SOCIETY	IA	21.18%	21.18%	21.18%	5,095,609	-7.28%	31.44%	-5.04%	31.61%	0.55%	38.08%	33.88%		
2	86231 TRANSAMERICA LIFE INSURANCE COMPANY	IA	10.36%	31.55%	2,492,559	0.00%	30.99%	0.00%	0.00%	0.00%	0.00%	0.00%	30.99%		
3	60275 AMERICAN BANKERS LIFE ASSURANCE OF FLORIDA	FL	9.61%	41.16%	2,311,894	-10.49%	26.75%	0.00%	0.00%	38.51%	9.01%	31.26%	32.27%		
4	60518 AMERICAN HEALTH AND LIFE INSURANCE COMPANY	TX	8.29%	49.44%	1,993,509	-25.70%	36.11%	28.87%	25.21%	25.21%	-3.84%	30.58%	30.55%		
5	61751 CENTRAL STATE HEALTH & LIFE INS CO OF OMAHA	NE	7.99%	57.43%	1,921,773	6.14%	21.05%	3.15%	21.40%	21.40%	-5.41%	24.50%	22.30%		
6	93777 HOUSEHOLD LIFE INSURANCE COMPANY	MI	6.70%	64.14%	1,612,697	-23.40%	27.73%	8.10%	26.72%	26.72%	-7.85%	22.60%	25.47%		
7	81779 INDIVIDUAL ASSURANCE COMPANY LIFE HEALTH & ACCIDENT	MO	5.69%	69.83%	1,369,205	-21.31%	26.64%	0.52%	26.90%	26.90%	-11.30%	22.62%	25.32%		
8	65811 AMERICAN MODERN LIFE INSURANCE COMPANY	OH	4.94%	74.77%	1,188,789	-5.15%	29.02%	39.52%	23.75%	23.75%	15.53%	39.39%	30.46%		
9	64211 GUARANTEE TRUST LIFE INSURANCE CO	IL	4.29%	79.06%	1,031,959	-39.63%	19.63%	37.38%	34.92%	34.92%	-2.30%	33.19%	29.33%		
10	65951 MERIT LIFE INSURANCE COMPANY	IN	3.31%	82.37%	796,155	-21.76%	21.13%	-2.39%	29.06%	29.06%	-1.49%	17.36%	22.54%		
11	34274 CENTRAL STATES INDEMNITY COMPANY OF OMAHA	NE	2.76%	85.13%	663,534	-2.60%	16.51%	-15.25%	3.64%	3.64%	-14.36%	32.07%	18.25%		
12	71455 CARDIF LIFE INSURANCE COMPANY	KS	2.20%	87.33%	528,392	-36.75%	31.87%	-20.82%	15.64%	15.64%	-28.81%	11.98%	19.95%		
13	60739 AMERICAN NATIONAL INSURANCE COMPANY	TX	2.06%	89.39%	496,374	-20.67%	204.93%	-2.27%	20.06%	20.06%	-20.00%	25.03%	28.50%		
14	25178 STATE FARM MUTUAL AUTOMOBILE INSURANCE COMPANY	IL	1.45%	90.84%	347,686	51.38%	57.18%	2.05%	55.93%	55.93%	7.13%	48.83%	54.35%		
15	66168 MINNESOTA LIFE INSURANCE COMPANY	MN	1.23%	92.06%	295,277	0.89%	70.96%	103.69%	51.58%	51.58%	23.50%	78.55%	66.39%		
16	60534 AMERICAN HERITAGE LIFE INSURANCE COMPANY	FL	1.12%	93.19%	269,689	-18.64%	67.38%	-24.43%	12.39%	12.39%	-40.22%	109.83%	41.69%		
17	42986 STANDARD GUARANTY INSURANCE COMPANY	DE	1.12%	94.30%	268,497	68.31%	15.65%	-11.50%	25.95%	25.95%	272.79%	52.84%	29.37%		
18	98736 AMERICAN FEDERATED LIFE INSURANCE COMPANY	MS	0.77%	95.08%	186,052	1.89%	26.21%	101.39%	16.41%	16.41%	0.00%	4.14%	21.44%		
19	67628 PEKIN LIFE INSURANCE COMPANY	IL	0.67%	95.74%	160,829	1.04%	67.02%	-23.94%	69.03%	69.03%	45.61%	32.92%	56.28%		
20	76007 OLD UNITED LIFE INSURANCE COMPANY	AZ	0.59%	96.34%	142,755	-18.83%	18.19%	-0.75%	10.05%	10.05%	-37.44%	17.93%	15.39%		
21	62383 CENTURION LIFE INSURANCE COMPANY	IA	0.52%	96.86%	125,435	40.70%	72.91%	191.43%	119.38%	119.38%	-30.91%	67.93%	82.99%		
22	68136 PROTECTIVE LIFE INSURANCE COMPANY	TN	0.48%	97.34%	115,330	-12.90%	-212.51%	212.50%	75.10%	75.10%	-76.69%	101.78%	30.43%		
23	60895 AMERICAN UNITED LIFE INSURANCE CO	IN	0.48%	97.81%	114,326	-21.19%	49.17%	-19.09%	-0.66%	-0.66%	144.86%	94.99%	41.49%		
24	42978 AMERICAN SECURITY INSURANCE COMPANY	DE	0.43%	98.24%	103,666	-16.23%	-0.19%	-17.63%	2.27%	2.27%	-35.04%	-37.09%	-14.06%		
25	65021 STONEBRIDGE LIFE INSURANCE COMPANY	VT	0.39%	98.63%	92,850	-9.78%	16.40%	-10.68%	7.39%	7.39%	-13.44%	11.50%	11.60%		
26	10952 STONEBRIDGE CASUALTY INSURANCE COMPANY	OH	0.35%	98.98%	84,511	-7.56%	18.86%	-6.27%	15.06%	15.06%	-10.54%	22.70%	18.96%		
27	60836 AMERICAN REPUBLIC INSURANCE COMPANY	IA	0.26%	99.24%	61,988	-66.03%	30.77%	157.36%	285.55%	285.55%	48.99%	10.44%	39.15%		
28	68160 BALBOA LIFE INSURANCE COMPANY	CA	0.16%	99.40%	38,784	-12.64%	32.25%	-18.30%	47.39%	47.39%	-18.01%	-1.04%	23.84%		
29	80020 MOUNTAIN LIFE INSURANCE COMPANY	TN	0.15%	99.55%	35,550	-14.80%	44.77%	60.39%	35.91%	35.91%	-81.94%	51.40%	45.51%		
30	68373 AMERICAN GENERAL ASSURANCE COMPANY	IL	0.14%	99.69%	33,032	-88.81%	71.66%	-73.12%	36.24%	36.24%	-27.49%	41.16%	45.69%		
31	71323 ZALE LIFE INSURANCE COMPANY	AZ	0.12%	99.80%	27,861	-15.65%	-4.30%	-10.31%	16.16%	16.16%	-16.19%	8.42%	7.41%		
32	66087 MIDWEST NATIONAL LIFE INSURANCE COMPANY OF TENNESSEE	TX	0.09%	99.90%	22,475	-21.33%	40.57%	-51.84%	-39.34%	-39.34%	39.70%	30.84%	15.38%		
33	61824 CHEROKEE NATIONAL LIFE INSURANCE COMPAN	GA	0.09%	99.99%	22,276	-40.38%	80.50%	-65.49%	50.53%	50.53%	-4.44%	67.58%	64.53%		
34	20796 AIG PREMIER INSURANCE COMPANY	PA	0.07%	100.06%	17,975	-15463.25%	-4.17%	-100.50%	0.00%	0.00%	-21.03%	31.40%	15.99%		
35	65757 SHELTER LIFE INSURANCE COMPANY	MO	0.07%	100.13%	16,069	-16.49%	10.88%	-48.53%	45.88%	45.88%	55.60%	126.88%	72.10%		
Subtotals - Largest 35 Companies			100.13%		24,085,362	-5.32%	28.61%	-1.07%	28.44%	28.44%	6.80%	33.97%	30.36%		
Subtotals - All Other Companies			-0.13%		(31,165)	-168.41%	42.20%	1739.47%	25.05%	25.05%	82.30%	30.85%	30.21%		
Totals - All Companies			100.00%		24,054,197	-5.61%	28.80%	2.04%	28.30%	28.30%	9.23%	33.72%	30.36%		

2008 MISSOURI MARKET SHARE BY GROUP - Credit Accident and Health Insurance

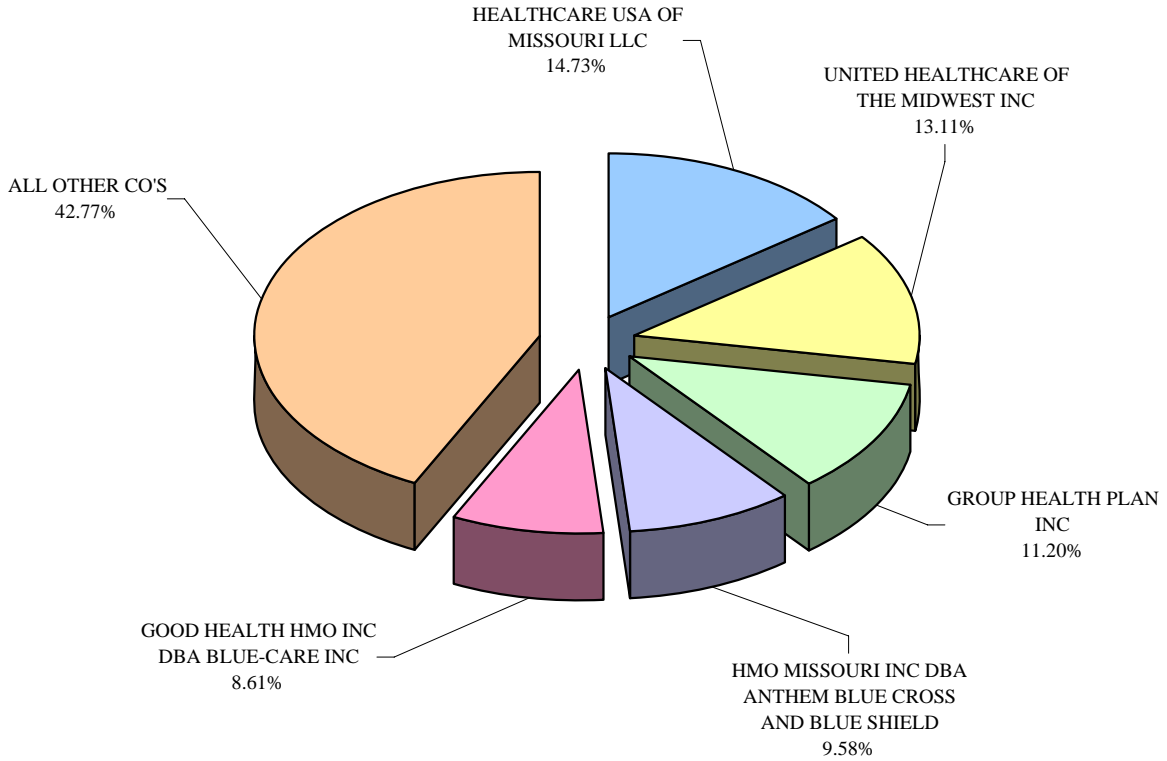
NAIC Code	Group Name	2008		2007-2008		2006-2007		2005-2006		2006-2008	
		Market Share	Cumulative Market Share	Written Premium	Change in Written Premium	Loss Ratio	Change in Written Premium	Loss Ratio	Change in Written Premium	Loss Ratio	Change in Written Premium
1 0306	CUNA MUT GRP	21.18%	21.18%	5,095,609	-7.28%	31.44%	-5.04%	31.61%	0.55%	38.08%	33.88%
2 0019	Assurant Inc Grp	11.14%	32.32%	2,679,772	-6.47%	24.76%	-2.38%	36.08%	16.95%	28.31%	29.73%
3 0468	Aegon US Holding Grp	11.10%	43.42%	2,669,920	1273.84%	30.19%	-8.66%	10.98%	-12.14%	16.51%	28.22%
4 0041	CITIGROUP GRP	8.29%	51.71%	1,993,509	-25.70%	36.11%	28.87%	25.21%	-3.84%	30.58%	30.55%
5 0690	CENTRAL STATES GRP	7.99%	59.70%	1,921,773	6.14%	21.05%	3.15%	21.40%	-5.41%	24.50%	22.30%
6 0352	HSBC Grp	6.70%	66.41%	1,612,697	-23.40%	27.73%	8.10%	26.72%	-7.85%	22.60%	25.47%
7 0312	IAC GRP	5.69%	72.10%	1,369,205	-21.31%	26.64%	0.52%	26.90%	-11.30%	22.62%	25.32%
8 0361	Munich Re Grp	4.96%	77.05%	1,192,178	-5.03%	28.95%	40.78%	23.32%	3.44%	39.67%	30.49%
9 0687	GUARANTEE TRUST GRP	4.29%	81.34%	1,031,959	-39.63%	19.63%	37.38%	34.92%	-2.30%	33.19%	29.33%
10 0012	AMERICAN INTL GRP	3.52%	84.87%	846,979	-35.32%	38.97%	-39.45%	32.85%	-16.75%	30.50%	33.58%
11 0031	BERKSHIRE HATHAWAY GRP	2.76%	87.62%	663,534	-2.60%	16.51%	-15.25%	3.64%	-14.36%	32.07%	18.25%
12 3764	Cardif Holdings Grp	2.20%	89.82%	528,392	-36.75%	31.87%	-20.82%	15.64%	-28.81%	11.98%	19.95%
13 0408	AMERICAN NATL FIN GRP	2.06%	91.88%	496,374	-20.67%	204.93%	-2.27%	20.06%	-20.00%	25.03%	28.50%
14 0176	STATE FARM GRP	1.45%	93.33%	347,686	51.38%	57.18%	2.05%	55.93%	7.13%	48.83%	54.35%
15 0869	MINNESOTA MUT GRP	1.32%	94.65%	317,553	-3.78%	72.96%	30.99%	51.25%	9.71%	73.99%	65.81%
16 0008	ALLSTATE INS GRP	1.12%	95.77%	269,689	-18.64%	67.38%	-24.42%	12.30%	-40.19%	108.03%	41.35%
17 0641	FIRST TOWER GRP	0.77%	96.54%	186,052	1.89%	26.21%	101.39%	16.41%	0.00%	4.14%	21.44%
18 0153	PEKIN INS GRP	0.67%	97.21%	160,829	1.04%	67.02%	-23.94%	69.03%	45.61%	32.92%	56.28%
19 0697	VAN ENT GRP	0.59%	97.81%	142,755	-18.83%	18.19%	-0.75%	10.05%	-37.44%	17.93%	15.39%
20 0471	Wells Fargo Grp	0.52%	98.33%	125,435	40.70%	72.91%	191.43%	119.38%	-30.91%	67.93%	82.99%
21 0458	PROTECTIVE LIFE INS GRP	0.48%	98.81%	115,330	-12.90%	-212.51%	212.50%	75.10%	-76.69%	101.78%	30.43%
22 0619	OneAmerica Fin Partners Grp	0.48%	99.28%	114,326	-21.19%	49.17%	-19.09%	-0.66%	144.86%	94.99%	41.49%
23 3527	American Republic Mut Grp	0.26%	99.54%	61,988	-66.03%	30.77%	157.36%	285.55%	48.99%	10.44%	39.15%
24 1330	Balboa Ins Grp	0.16%	99.70%	38,784	-12.64%	32.25%	-18.30%	47.39%	-18.01%	-1.04%	23.84%
25 80020	MOUNTAIN LIFE INSURANCE COMPANY	0.15%	99.85%	35,550	-14.80%	44.77%	60.39%	35.91%	-81.94%	51.40%	45.51%
26 0669	ZALE CORP GRP	0.12%	99.96%	27,861	-15.65%	-4.30%	-10.31%	16.16%	-16.19%	8.42%	7.41%
27 0264	HealthMarkets Grp	0.09%	100.06%	22,475	-21.33%	40.57%	-51.84%	-39.34%	39.70%	30.84%	15.38%
28 0123	SHELTER INS GRP	0.07%	100.13%	16,069	-16.49%	10.88%	-48.53%	45.88%	55.60%	126.88%	72.10%
29 0350	General Electric Grp	0.07%	100.19%	15,734	-60.36%	-2.83%	112.03%	4.27%	-19.63%	-3.73%	0.69%
30 0863	INTER AMER GRP	0.04%	100.23%	9,543	-21.87%	19.09%	-28.92%	17.29%	-16.02%	25.18%	21.69%
31 0150	OLD REPUBLIC GRP	0.00%	100.23%	0	-100.00%	0.00%	-98.35%	0.00%	-166.04%	0.00%	0.00%
32 0689	BANKERS INS GRP	0.00%	100.23%	0	0.00%	-26.67%	0.00%	-16.85%	0.00%	87.95%	54.06%
33 1281	BANKAMERICA CORP GRP	0.00%	100.23%	0	0.00%	0.00%	0.00%	-3850.00%	0.00%	7377.03%	2498.77%
34 61018	MAGNA INSURANCE COMPANY	0.00%	100.23%	0	-100.00%	0.00%	-98.08%	0.00%	-27.72%	-1.61%	-1.58%
35 61212	BALTIMORE LIFE INSURANCE COMPANY THE	0.00%	100.23%	0	0.00%	0.00%	0.00%	0.00%	0.00%	0.00%	N/A
Subtotals - Largest 35 Groups		100.23%		24,109,560	-5.41%	28.58%	-1.10%	28.36%	6.57%	33.85%	30.29%
Subtotals - All Other Groups		-0.23%		(55,363)	1325.05%	45.65%	-20572.23%	26.76%	93.55%	32.06%	31.75%
Totals - All Groups		100.00%		24,054,197	-5.61%	28.80%	2.04%	28.30%	9.23%	33.72%	30.36%

HEALTH MAINTENANCE ORGANIZATIONS

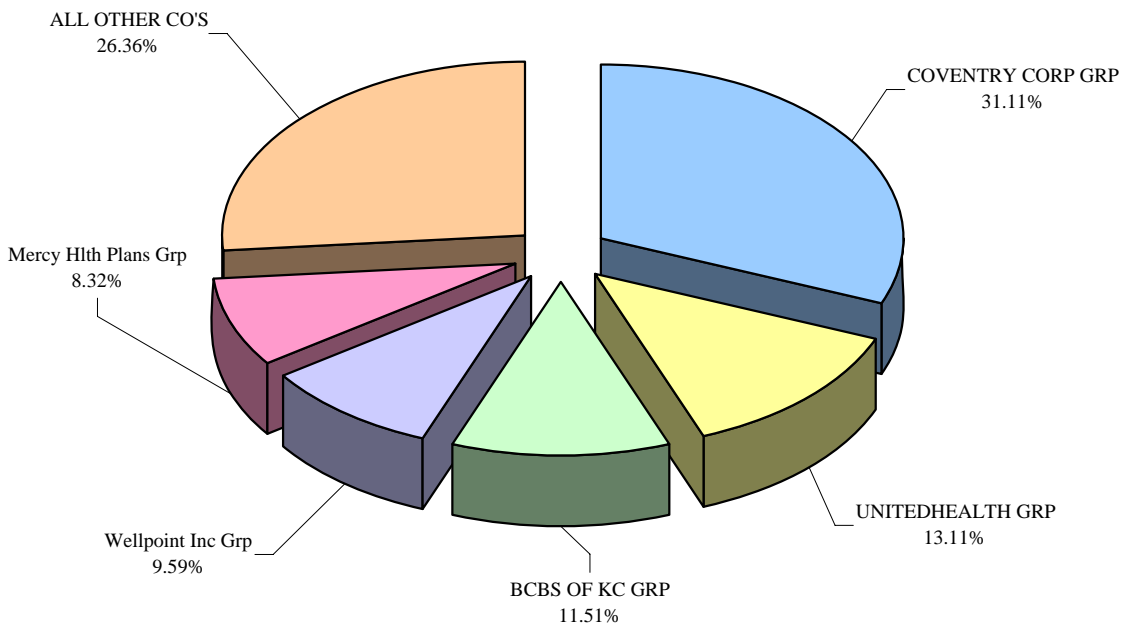
TOP WRITERS

Total Health Maintenance Organizations

2008 MISSOURI MARKET SHARE BY COMPANY



2008 MISSOURI MARKET SHARE BY GROUP



2008 MISSOURI MARKET SHARE BY COMPANY - Health Maintenance Organizations

NAIC Code	Company Name	State of Domicile	2008		2008 Written Premium	2007-2008 Change in Written Premium	2006-2007 Change in Written Premium	2005-2006 Change in Written Premium
			Market Share	Cumulative Market Share				
1 95318	HEALTHCARE USA OF MISSOURI LLC	MO	14.73%	14.73%	514,685,356	20.39%	28.34%	-1.38%
2 96385	UNITED HEALTHCARE OF THE MIDWEST INC	MO	13.11%	27.84%	458,055,375	-17.31%	-1.66%	2.93%
3 96377	GROUP HEALTH PLAN INC	MO	11.20%	39.04%	391,171,830	-2.65%	-5.00%	-2.81%
4 95358	HMO MISSOURI INC DBA ANTHEM BLUE CROSS AND BLUE SHIELD	MO	9.58%	48.62%	334,885,035	-11.36%	-5.10%	16.14%
5 95315	GOOD HEALTH HMO INC DBA BLUE-CARE INC	MO	8.61%	57.23%	300,887,988	20.21%	45.48%	17.27%
6 95309	MERCY HEALTH PLANS OF MISSOURI INC	MO	8.32%	65.55%	290,627,550	-3.67%	-6.52%	-15.27%
7 95609	ALLIANCE FOR COMMUNITY HEALTH LLC DBA MOLINA HEALTHCARE OF MISSOURI	MO	6.45%	72.00%	225,280,452	29.88%	39.35%	44.53%
8 95489	COVENTRY HEALTH CARE OF KANSAS INC	KS	5.18%	77.18%	181,066,909	-20.91%	-20.27%	6.06%
9 95885	HUMANA HEALTH PLAN INC	KY	4.86%	82.04%	169,910,432	-9.65%	-5.45%	4.90%
10 11699	ESSENCE LLP	MO	4.28%	86.33%	149,650,567	30.46%	296.10%	127.96%
11 95636	CHILDRENS MERCYS FAMILY HEALTH PARTNERS INC	MO	3.55%	89.87%	123,945,114	27.36%	0.25%	-11.60%
12 12913	MISSOURI CARE INC INCORPORATED	MO	3.22%	93.09%	112,422,105	63.75%	N/A	N/A
13 10753	BLUE-ADVANTAGE PLUS OF KANSAS CITY INC D/B/A BLUE-ADVANTAGE PLUS	MO	2.43%	95.52%	84,878,080	10.50%	5.47%	97.91%
14 11229	HARMONY HEALTH PLAN OF ILLINOIS INC D/B/A HARMONY HEALTH PLAN OF MISSOURI	IL	1.37%	96.89%	48,032,815	152.85%	430.74%	N/A
15 95810	AETNA HEALTH INC	MO	1.13%	98.03%	39,600,412	-15.05%	-0.46%	-17.97%
16 95145	COMMUNITY HEALTH PLAN	MO	0.80%	98.83%	27,903,349	-2.53%	-31.08%	-30.32%
17 95530	COX HEALTH SYSTEMS HMO INC	MO	0.53%	99.35%	18,346,250	-10.34%	-0.46%	73.56%
18 47171	BLUE CROSS AND BLUE SHIELD OF KANSAS CITY	MO	0.47%	99.83%	16,554,197	-63.44%	-49.85%	-34.06%
19 95209	CIGNA HEALTHCARE OF OHIO INC D/B/A CIGNA HEALTHCARE OF KANSAS/MISSOURI	OH	0.13%	99.95%	4,529,643	-36.36%	-29.58%	36.81%
20 95635	CIGNA HEALTHCARE OF ST LOUIS INC	MO	0.04%	99.99%	1,393,286	-88.99%	-8.93%	1.04%
21 96475	HEALTHLINK HMO INC DBA HEALTHLINK HMO	MO	0.01%	100.00%	185,682	-50.66%	-74.82%	-32.67%
Totals - All Companies			100.00%	100.00%	3,494,012,427	1.54%	5.89%	2.03%

2008 MISSOURI MARKET SHARE BY GROUP - Health Maintenance Organizations

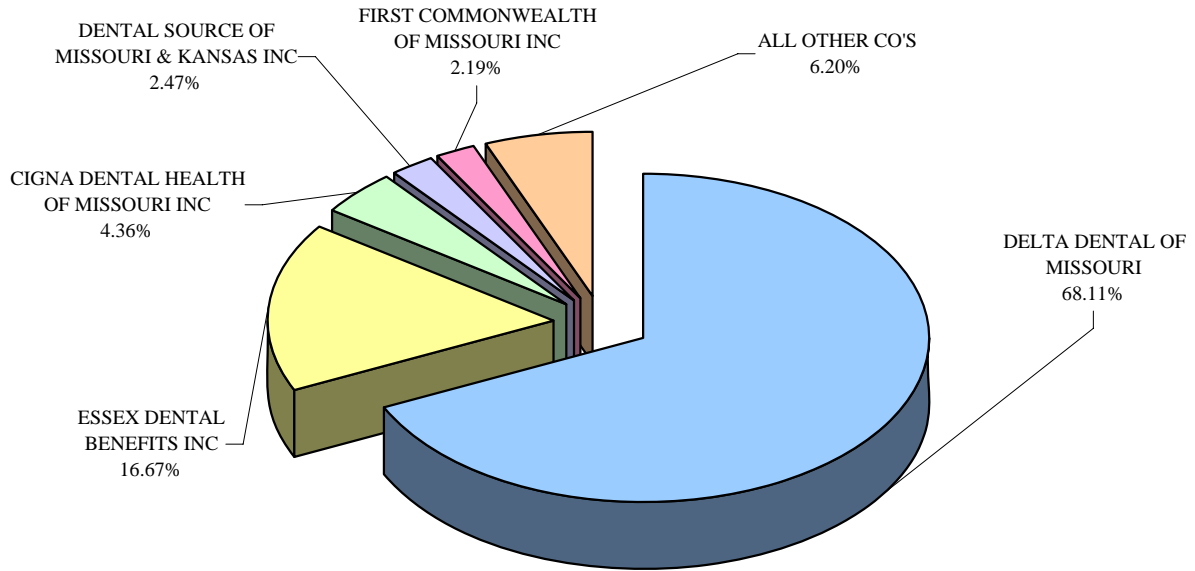
NAIC Code	Group Name	2008		2008 Written Premium	2007-2008 Change in Written Premium	2006-2007 Change in Written Premium	2005-2006 Change in Written Premium
		Market Share	Cumulative Market Share				
1 1137	COVENTRY CORP GRP	31.11%	31.11%	1,086,924,095	2.71%	1.44%	-0.05%
2 0707	UNITEDHEALTH GRP	13.11%	44.22%	458,055,375	-17.31%	-1.66%	2.93%
3 0537	BCBS OF KC GRP	11.51%	55.73%	402,320,265	8.04%	11.11%	4.60%
4 0671	Wellpoint Inc Grp	9.59%	65.32%	335,070,717	-11.39%	-5.36%	15.83%
5 3386	Mercy Hlth Plans Grp	8.32%	73.64%	290,627,550	-3.67%	-6.52%	-15.27%
6 95609	ALLIANCE FOR COMMUNITY HEALTH LLC DBA MOLINA HEALTHCARE OF MISSOURI	6.45%	80.09%	225,280,452	29.88%	39.35%	44.53%
7 0119	HUMANA GRP	4.86%	84.95%	169,910,432	-9.65%	-5.45%	4.90%
8 0001	AETNA GRP	4.35%	89.30%	152,022,517	31.88%	146.14%	-17.97%
9 4597	Essence Grp	4.28%	93.58%	149,650,567	30.46%	296.10%	127.96%
10 95636	CHILDRENS MERCYS FAMILY HEALTH PARTNERS INC	3.55%	97.13%	123,945,114	27.36%	0.25%	-11.60%
11 1199	WELLCARE GRP	1.37%	98.51%	48,032,815	152.85%	430.74%	N/A
12 3486	Heartland Hlth Grp	0.80%	99.31%	27,903,349	-2.53%	-31.08%	-30.32%
13 1203	COX INS GRP	0.53%	99.83%	18,346,250	-10.34%	-0.46%	73.56%
14 0901	CIGNA HLTH GRP	0.17%	100.00%	5,922,929	-70.04%	-17.63%	13.54%
Totals - All Groups		100.00%		3,494,012,427	1.54%	5.89%	2.03%

PREPAID DENTAL PLANS

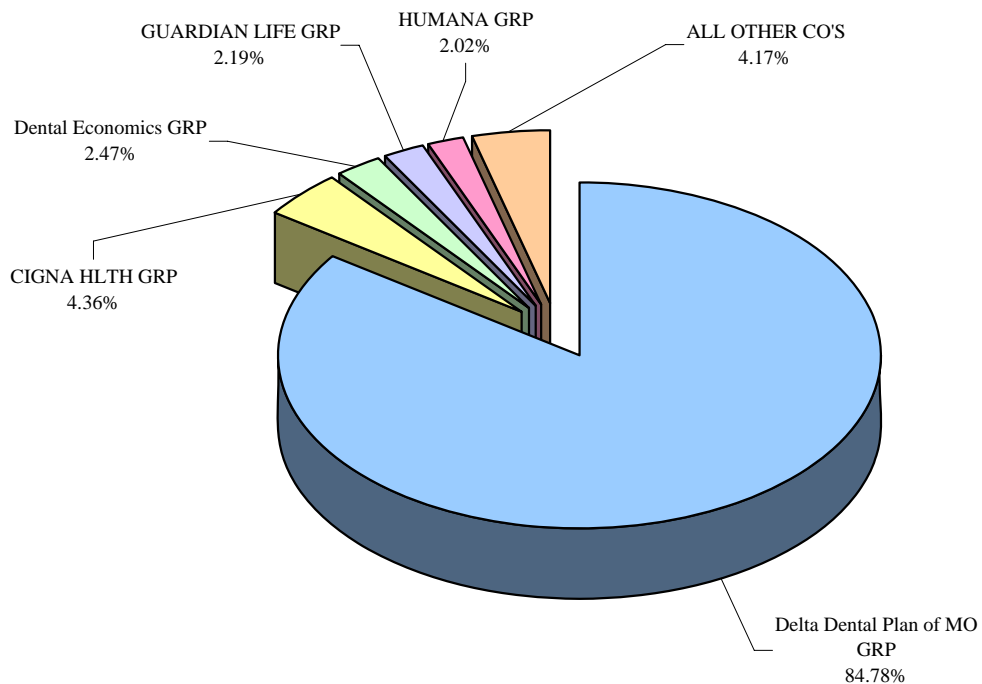
TOP WRITERS

Total Prepaid Dental Plans

2008 MISSOURI MARKET SHARE BY COMPANY



2008 MISSOURI MARKET SHARE BY GROUP



2008 MISSOURI MARKET SHARE BY COMPANY - Prepaid Dental Plans

NAIC Code	Company Name	State of Domicile	2008		2008 Cumulative Market Share	2008 Written Premium	2007-2008	2006-2007	2005-2006
			Market Share	Market Share			Change in Written Premium	Change in Written Premium	Change in Written Premium
1 55697	DELTA DENTAL OF MISSOURI	MO	68.11%	68.11%	108,616,126	10.36%	10.94%	25.48%	
2 47035	ESSEX DENTAL BENEFITS INC	MO	16.67%	84.78%	26,588,811	12.04%	9.69%	16.34%	
3 11160	CIGNA DENTAL HEALTH OF MISSOURI INC	MO	4.36%	89.14%	6,954,295	-2.11%	-0.52%	-2.53%	
4 48160	DENTAL SOURCE OF MISSOURI & KANSAS INC	MO	2.47%	91.62%	3,945,466	-7.27%	-2.69%	-7.41%	
5 47716	FIRST COMMONWEALTH OF MISSOURI INC	MO	2.19%	93.80%	3,485,484	-29.70%	1.29%	16.19%	
6 11228	COMPBENEFITS DENTAL INC	IL	2.02%	95.83%	3,224,810	-9.69%	5.71%	-32.13%	
7 54615	DELTA DENTAL OF KANSAS INC	KS	1.97%	97.80%	3,143,170	3.66%	-12.62%	47.92%	
8 47044	UNITED DENTAL CARE OF MISSOURI INC	MO	1.22%	99.01%	1,941,484	-8.27%	-18.44%	-11.20%	
9 95910	AETNA DENTAL INC	TX	0.72%	99.73%	1,147,623	-51.49%	-14.64%	-6.49%	
10 96150	UNITED CONCORDIA DENTAL PLANS MIDWEST INC	MI	0.26%	100.00%	420,019	-8.05%	-53.20%	-5.70%	
11 95163	ALPHA DENTAL PROGRAMS INC	TX	0.00%	100.00%	4,915	N/A	N/A	N/A	
Totals - All Companies					159,472,203	6.31%	7.19%	16.82%	

2008 MISSOURI MARKET SHARE BY GROUP - Prepaid Dental Plans

NAIC Code	Group Name	2008		2008 Written Premium	2007-2008 Change in Written Premium	2006-2007 Change in Written Premium	2005-2006 Change in Written Premium
		Market Share	Cumulative Market Share				
1 3680	Delta Dental Plan of MO GRP	84.78%	84.78%	135,204,937	10.69%	10.70%	23.58%
2 0901	CIGNA HLTH GRP	4.36%	89.14%	6,954,295	-2.11%	-0.52%	-2.53%
3 4506	Dental Economics GRP	2.47%	91.62%	3,945,466	-7.27%	-2.69%	-7.41%
4 0429	GUARDIAN LIFE GRP	2.19%	93.80%	3,485,484	-29.70%	1.29%	16.19%
5 0119	HUMANA GRP	2.02%	95.83%	3,224,810	-9.69%	5.71%	-32.13%
6 4638	Delta Dental of KS Grp	1.97%	97.80%	3,143,170	3.66%	-12.62%	47.92%
7 0019	Assurant Inc Grp	1.22%	99.01%	1,941,484	-8.27%	-18.44%	-11.20%
8 0001	AETNA GRP	0.72%	99.73%	1,147,623	-51.49%	-14.64%	-6.49%
9 0812	HIGHMARK GRP	0.26%	100.00%	420,019	-8.05%	-53.20%	-5.70%
10 2479	Dentegra Grp	0.00%	100.00%	4,915	N/A	N/A	N/A
Totals - All Groups		100.00%		159,472,203	6.31%	7.19%	16.82%

APPENDIX

INSURANCE
GROUPS

INSURANCE GROUPS (GROUP CODE ORDER)

GROUP NAME	GROUP CODE	COMPANY CODE	COMPANY NAME	STATE OF DOMICILE
NOT AFFILIATED WITH A GROUP	0000	77879	5 STAR LIFE INSURANCE COMPANY	LA
	0000	71854	AAA LIFE INSURANCE COMPANY	MI
	0000	22896	ACA FINANCIAL GUARANTY CORPORATION	MD
	0000	63444	ACCENDO INSURANCE COMPANY	UT
	0000	11711	ACCESS INSURANCE COMPANY	TX
	0000	11573	ACCIDENT INSURANCE COMPANY INC	SC
	0000	26379	ACCREDITED SURETY AND CASUALTY COMPANY INC	FL
	0000	22950	ACSTAR INSURANCE COMPANY	IL
	0000	14184	ACUITY A MUTUAL INSURANCE COMPANY	WI
	0000	40517	ADVANTAGE WORKERS COMPENSATION INSURANCE COMPANY	IN
	0000	12522	AGENTS NATIONAL TITLE INSURANCE COMPANY	MO
	0000	42757	AGRI GENERAL INSURANCE COMPANY	IA
	0000	38733	ALASKA NATIONAL INSURANCE COMPANY	AK
	0000	24899	ALEA NORTH AMERICA INSURANCE COMPANY	NY
	0000	13285	ALLEGHENY CASUALTY COMPANY	PA
	0000	20273	ALLIANCE ASSURANCE CO OF AMERICA	NY
	0000	95609	ALLIANCE FOR COMMUNITY HEALTH LLC DBA MOLINA HEALTHCARE OF MISSOURI	MO
	0000	60208	AMALGAMATED LIFE & HEALTH INS CO	IL
	0000	60216	AMALGAMATED LIFE INSURANCE COMPANY	NY
	0000	10103	AMERICAN AGRICULTURAL INSURANCE CO	IN
	0000	60305	AMERICAN COMMUNITY MUTUAL INSURANCE COMPANY	MI
	0000	94439	AMERICAN CREDITORS LIFE INS CO	DE
	0000	60429	AMERICAN FIDELITY LIFE INSURANCE COMPANY	FL
	0000	69337	AMERICAN FINANCIAL SECURITY LIFE INSURANCE COMPANY	MO
	0000	60542	AMERICAN HOME LIFE INSURANCE COMPANY	KS
	0000	81418	AMERICAN MEDICAL AND LIFE INSURANCE COMPANY	NY
	0000	40800	AMERICAN STERLING INSURANCE COMPANY	CA
	0000	31380	AMERICAN SURETY COMPANY	IN
	0000	27898	AMERICAS INSURANCE COMPANY	LA
	0000	27928	AMEX ASSURANCE COMPANY	IL
	0000	34738	ARAG INSURANCE COMPANY	IA
	0000	41459	ARMED FORCES INSURANCE EXCHANGE	KS
	0000	11558	ASSURANCEAMERICA INSURANCE COMPANY	SC
	0000	56499	ASSURED LIFE ASSOCIATION	CO
	0000	71439	ASSURITY LIFE INSURANCE COMPANY	NE
	0000	61093	ATLANTA LIFE INSURANCE COMPANY	GA
	0000	61182	AURORA NATIONAL LIFE ASSURANCE COMPANY	CA
	0000	13412	AUSTIN MUTUAL INSURANCE COMPANY	MN
	0000	29530	AXA ART INSURANCE CORPORATION	NY
	0000	61212	BALTIMORE LIFE INSURANCE COMPANY THE	MD
	0000	18538	BANCINSURE INC	OK
	0000	37540	BEAZLEY INSURANCE COMPANY INC	CT
	0000	41394	BENCHMARK INSURANCE COMPANY	KS
	0000	90638	BEST LIFE AND HEALTH INSURANCE COMPANY	TX
	0000	27081	BOND SAFEGUARD INSURANCE COMPANY	IL
	0000	74900	BROKERS NATIONAL LIFE ASSURANCE COMPANY	AR
	0000	13528	BROTHERHOOD MUTUAL INSURANCE CO	IN
	0000	36340	CAMICO MUTUAL INSURANCE COMPANY	CA
	0000	56022	CATHOLIC FAMILY LIFE INSURANCE	WI
	0000	56030	CATHOLIC KNIGHTS	WI
	0000	57487	CATHOLIC ORDER OF FORESTERS	IL
	0000	26905	CENTURY-NATIONAL INSURANCE COMPANY	CA
	0000	10642	CHEROKEE INSURANCE COMPANY	MI
	0000	95636	CHILDRENS MERCYS FAMILY HEALTH PARTNERS INC	MO
	0000	18767	CHURCH MUTUAL INSURANCE COMPANY	WI
	0000	25771	CIFG ASSURANCE NORTH AMERICA INC	NY
	0000	31887	COFACE NORTH AMERICA INSURANCE COMPANY	MA
	0000	10758	COLONIAL SURETY COMPANY	PA
	0000	50026	COMMERCE TITLE INSURANCE COMPANY	CA
	0000	34711	COMPUTER INSURANCE COMPANY	RI
	0000	10204	CONSUMERS INSURANCE USA INC	TN
	0000	71730	CONTINENTAL AMERICAN INSURANCE COMPANY	SC
	0000	37206	CONTRACTORS BONDING & INSURANCE COMPANY	WA
	0000	16411	COOPERATIVE MUTUAL INSURANCE COMPANY	NE
	0000	10783	CORNERSTONE NATIONAL INSURANCE COMPANY	MO
	0000	30082	CPA INSURANCE COMPANY	MI
	0000	56634	CROATIAN FRATERNAL UNION OF AMERICA	PA
	0000	80675	CROWN LIFE INSURANCE COMPANY	MI
	0000	56138	CSA FRATERNAL LIFE	IL
	0000	10499	DAIMLERCHRYSLER INSURANCE COMPANY	MI
	0000	50020	DAKOTA HOMESTEAD TITLE INSURANCE COMPANY	SD
	0000	16705	DEALERS ASSURANCE COMPANY	OH
	0000	57088	DEGREE OF HONOR PROTECTIVE ASSOC	MN
	0000	40975	DENTISTS INSURANCE COMPANY THE	CA
	0000	10659	DIAMOND INSURANCE COMPANY	IL

INSURANCE GROUPS (GROUP CODE ORDER)

GROUP NAME	GROUP CODE	COMPANY CODE	COMPANY NAME	STATE OF DOMICILE
NOT AFFILIATED WITH A GROUP	0000	66214	DIXIE NATIONAL LIFE INSURANCE COMPANY	IN
	0000	33499	DORINCO REINSURANCE COMPANY	MI
	0000	62928	EMC NATIONAL LIFE COMPANY	IA
	0000	84174	EMPLOYEES LIFE COMPANY (MUTUAL)	IL
	0000	51632	ENTITLE INSURANCE COMPANY	OH
	0000	12747	ENVISION INSURANCE COMPANY	OH
	0000	62952	EQUITABLE LIFE & CASUALTY INSURANCE COMPANY	UT
	0000	56057	EQUITABLE RESERVE ASSOCIATION	WI
	0000	70742	FAMILY BENEFIT LIFE INSURANCE COMPANY	MO
	0000	77968	FAMILY HERITAGE LIFE INSURANCE COMPANY OF AMERICA	OH
	0000	25704	FARMERS AND MERCHANTS INSURANCE COMPANY	OK
	0000	63223	FEDERAL LIFE INSURANCE COMPANY (MUTUAL)	IL
	0000	11118	FEDERATED RURAL ELECTRIC INSURANCE EXCHANGE	KS
	0000	63290	FIDELITY LIFE ASSOCIATION A LEGAL RESERVE LIFE INSURANCE COMPANY	IL
	0000	56332	FIRST CATHOLIC SLOVAK LADIES ASSOCIATION OF THE UNITED STATES OF AMERICA	OH
	0000	56340	FIRST CATHOLIC SLOVAK UNION OF THE UNITED STATES OF AMERICA AND CANADA	OH
	0000	84034	FIRST GUARANTY INSURANCE COMPANY	AR
	0000	10676	FIRST GUARD INSURANCE COMPANY	AZ
	0000	63495	FIRST INVESTORS LIFE INSURANCE COMPANY	NY
	0000	28519	FIRST SEALORD SURETY INC	PA
	0000	27626	FIRSTCOMP INSURANCE COMPANY	NE
	0000	12361	GALEN INSURANCE COMPANY	MO
	0000	28339	GATEWAY INSURANCE COMPANY	MO
	0000	56154	GLEANER LIFE INSURANCE SOCIETY	MI
	0000	63967	GOVERNMENT PERSONNEL MUTUAL LIFE INSURANCE COMPANY	TX
	0000	22098	GRAIN DEALERS MUTUAL INSURANCE CO	IN
	0000	26310	GRANITE RE INC	OK
	0000	18694	GREAT MIDWEST INSURANCE COMPANY	MI
	0000	56685	GREATER BENEFICIAL UNION OF PITTSBURGH	PA
	0000	36650	GUARANTEE COMPANY OF NORTH AMERICA USA THE	MI
	0000	64238	GUARANTY INCOME LIFE INSURANCE COMPANY	LA
	0000	10829	HARBOR POINT REINSURANCE US INC	CT
	0000	35904	HEALTH CARE INDEMNITY INC	CO
	0000	39527	HERITAGE INDEMNITY COMPANY	CA
	0000	62421	HERITAGE UNION LIFE INSURANCE COMPANY	AZ
	0000	10200	HISCOX INSURANCE COMPANY INC	IL
	0000	57770	HOLY FAMILY SOCIETY OF THE USA	IL
	0000	64505	HOMESTEADERS LIFE COMPANY	IA
	0000	64580	ILLINOIS MUTUAL LIFE INSURANCE COMPANY	IL
	0000	63533	IMERICA LIFE AND HEALTH INSURANCE COMPANY	AR
	0000	44369	IMPERIAL FIRE AND CASUALTY INSURANCE COMPANY	LA
	0000	29831	INDEPENDENT MUTUAL FIRE INSURANCE COMPANY	IL
	0000	58068	INDEPENDENT ORDER OF FORESTERS THE	NY
	0000	10922	INSUREMAX INSURANCE COMPANY	IN
	0000	11592	INTERNATIONAL FIDELITY INSURANCE COMPANY	NJ
	0000	10749	INTREPID INSURANCE COMPANY	MI
	0000	64904	INVESTORS HERITAGE LIFE INSURANCE COMPANY	KY
	0000	64017	JEFFERSON NATIONAL LIFE INSURANCE COMPANY	TX
	0000	14354	JEWELERS MUTUAL INSURANCE COMPANY	WI
	0000	34703	KANSAS MEDICAL MUTUAL INSURANCE COMPANY	KS
	0000	13073	KEYSTONE MUTUAL INSURANCE COMPANY	MO
	0000	58033	KNIGHTS OF COLUMBUS	CT
	0000	26077	LANCER INSURANCE COMPANY	IL
	0000	71595	LEWER LIFE INSURANCE COMPANY	MO
	0000	37940	LEXINGTON NATIONAL INSURANCE CORPORATION	MD
	0000	13307	LEXON INSURANCE COMPANY	TX
	0000	61492	LIBERTY LIFE INSURANCE COMPANY	SC
	0000	65927	LINCOLN HERITAGE LIFE INSURANCE COMPANY	IL
	0000	68446	LONGEVITY INSURANCE COMPANY	TX
	0000	56758	LOYAL CHRISTIAN BENEFIT ASSOCIATION	PA
	0000	23108	LUMBERMENS UNDERWRITING ALLIANCE	MO
	0000	14443	MADISON MUTUAL INSURANCE COMPANY	IL
	0000	61018	MAGNA INSURANCE COMPANY	MS
	0000	87394	MARQUETTE INFEMNITY & LIFE INSURANCE COMPANY	AZ
	0000	12550	MASON TITLE INSURANCE COMPANY	FL
	0000	74322	MEDICAL BENEFITS MUTUAL LIFE INS CO	OH
	0000	31119	MEDICO INSURANCE COMPANY	NE
	0000	71471	MEDICO LIFE INSURANCE COMPANY	NE
	0000	12754	MEDICUS INSURANCE COMPANY	TX
	0000	27014	MFS MUTUAL INSURANCE COMPANY	IA
	0000	40150	MGA INSURANCE COMPANY INC	TX
	0000	14508	MICHIGAN MILLERS MUTUAL INSURANCE COMPANY	MI
	0000	13126	MIDWEST BUILDERS' CASUALTY MUTUAL COMPANY	KS
	0000	23574	MIDWEST FAMILY MUTUAL INSURANCE COMPANY	MN
	0000	10895	MIDWEST INSURANCE COMPANY	IL

INSURANCE GROUPS (GROUP CODE ORDER)

GROUP NAME	GROUP CODE	COMPANY CODE	COMPANY NAME	STATE OF DOMICILE
NOT AFFILIATED WITH A GROUP	0000	16942	MIDWEST MEDICAL INSURANCE COMPANY	MN
	0000	42234	MINNESOTA LAWYERS MUTUAL INSURANCE COMPANY	MN
	0000	11964	MISSOURI DOCTORS MUTUAL INSURANCE COMPANY	MO
	0000	10191	MISSOURI EMPLOYERS MUTUAL INSURANCE COMPANY	MO
	0000	32654	MISSOURI PHYSICIANS ASSOCIATES	MO
	0000	11582	MISSOURI PROFESSIONALS MUTUAL	MO
	0000	00103	MISSOURI PROPERTY INSURANCE PLACEMENT FACILITY	MO
	0000	57541	MODERN WOODMEN OF AMERICA	IL
	0000	80020	MOUNTAIN LIFE INSURANCE COMPANY	TN
	0000	66427	MTL INSURANCE COMPANY	IL
	0000	88668	MUTUAL OF AMERICA LIFE INSURANCE COMPANY	NY
	0000	11878	MUTUALAID EXCHANGE	KS
	0000	23663	NATIONAL AMERICAN INSURANCE COMPANY	OK
	0000	57568	NATIONAL CATHOLIC SOCIETY OF FORESTERS	IL
	0000	15679	NATIONAL FIRE AND INDEMNITY EXCHANGE	MO
	0000	30155	NATIONAL INSURANCE COMPANY OF WISCONSIN INC	WI
	0000	60593	NATIONAL STATES INSURANCE COMPANY	MO
	0000	87963	NATIONAL TEACHERS ASSOCIATES LIFE INSURANCE COMPANY	TX
	0000	51020	NATIONAL TITLE INSURANCE OF NEW YORK INC	NY
	0000	66850	NATIONAL WESTERN LIFE INSURANCE COMPANY	CO
	0000	25240	NAU COUNTRY INSURANCE COMPANY	MN
	0000	81264	NIPPON LIFE INSURANCE COMPANY OF AMERICA	IA
	0000	27073	NIPPONKOA INSURANCE COMPANY LIMITED (US BRANCH)	NY
	0000	67032	NORTH CAROLINA MUTUAL LIFE INSURANCE COMPANY	NC
	0000	26565	OHIO INDEMNITY COMPANY	OH
	0000	67253	OLD RELIANCE INSURANCE COMPANY	AZ
	0000	67326	OLD SURETY LIFE INSURANCE COMPANY	OK
	0000	67393	OZARK NATIONAL LIFE INSURANCE COMPANY	MO
	0000	64343	PACIFIC GUARDIAN LIFE INSURANCE COMPANY LTD	HI
	0000	11835	PARIS RE AMERICA INSURANCE COMPANY	DE
	0000	22250	PATHFINDER INSURANCE COMPANY	CO
	0000	14974	PENNSYLVANIA LUMBERMENS MUTUAL INSURANCE COMPANY	PA
	0000	12297	PETROLEUM CASUALTY COMPANY	TX
	0000	13194	PHYSICIANS INSURANCE MUTUAL	MO
	0000	11704	PHYSICIANS PROFESSIONAL INDEMNITY ASSOCIATION	MO
	0000	57622	POLISH NATNL ALLIANCE OF THE US OF N. A	IL
	0000	57630	POLISH ROMAN CATHOLIC UNION OF AMERICA	IL
	0000	44083	PREFERRED PHYSICIANS MEDICAL RRG INC	MO
	0000	36234	PREFERRED PROFESSIONAL INSURANCE COMPANY	NE
	0000	10800	PREMIER GROUP INSURANCE COMPANY	TN
	0000	60048	PRESERVATION LIFE INSURANCE COMPANY	MO
	0000	68039	PRESIDENTIAL LIFE INSURANCE COMPANY	NY
	0000	12513	PROFESSIONAL LIABILITY INSURANCE COMPANY OF AMERICA	NY
	0000	38512	RAMPART INSURANCE COMPANY	NY
	0000	42706	ROCHE SURETY AND CASUALTY COMPANY INC	FL
	0000	27065	ROCKFORD MUTUAL INSURANCE COMPANY	IL
	0000	58181	ROYAL ARCANUM SUPREME COUNCIL OF	MA
	0000	57657	ROYAL NEIGHBORS OF AMERICA	IL
	0000	25405	SAFE AUTO INSURANCE COMPANY	OH
	0000	15563	SEA BRIGHT INSURANCE COMPANY	IL
	0000	68721	SECURITY LIFE INSURANCE COMPANY OF AMERICA	MN
	0000	68772	SECURITY MUTUAL LIFE INSURANCE COMPANY OF NEW YORK	NY
	0000	78662	SENIOR LIFE INSURANCE COMPANY	GA
	0000	36560	SERVICE INSURANCE COMPANY	FL
	0000	12575	SILVERSCRIPT INSURANCE COMPANY	TN
	0000	57673	SLOVENE NATIONAL BENEFIT SOCIETY	PA
	0000	15261	SOCIETY INSURANCE COMPANY A MUTUAL COMPANY	WI
	0000	57142	SONS OF NORWAY	MN
	0000	16047	SOUTHERN PIONEER PROPERTY AND CASUALTY INSURANCE COMPANY	AR
	0000	20613	SPARTA INSURANCE COMPANY	MA
	0000	68985	STARMOUNT LIFE INSURANCE COMPANY	LA
	0000	38318	STARR INDEMNITY & LIABILITY COMPANY	TX
	0000	33049	STATE VOLUNTEER MUTUAL INSURANCE COMPANY	TN
	0000	89184	STERLING INVESTORS LIFE INSURANCE COMPANY	GA
	0000	10130	SU INSURANCE COMPANY	WI
	0000	40134	SUA INSURANCE COMPANY	IL
	0000	10909	SUN SURETY INSURANCE COMPANY	SD
	0000	10916	SURETEC INSURANCE COMPANY	TX
	0000	12866	T H E INSURANCE COMPANY	LA
	0000	50016	TITLE RESOURCES GUARANTY COMPANY	TX
	0000	37621	TOYOTA MOTOR INSURANCE COMPANY	IA
	0000	42749	TRADERS INSURANCE COMPANY	MO
	0000	56006	TRAVELERS PROTECTIVE ASSOCIATION OF AMERICA	MO
	0000	56456	U S LETTER CARRIERS' MUTUAL BENEFIT ASS	TN
	0000	67423	UBS LIFE INSURANCE COMPANY USA	CA

INSURANCE GROUPS (GROUP CODE ORDER)

GROUP NAME	GROUP CODE	COMPANY CODE	COMPANY NAME	STATE OF DOMICILE
NOT AFFILIATED WITH A GROUP	0000	11121	UNIFIED LIFE INSURANCE COMPANY	TX
	0000	56383	UNITED COMMERCIAL TRAVELERS OF AMERICA	OH
	0000	81108	UNITED SECURITY LIFE AND HEALTH INSURANCE COMPANY	IL
	0000	32867	UNIVERSAL FIRE & CASUALTY INSURANCE COMPANY	IN
	0000	29998	UPPER HUDSON NATIONAL INSURANCE COMPANY	NY
	0000	70955	USA LIFE ONE INSURANCE COMPANY OF INDIANA	IN
	0000	21172	VANLINER INSURANCE COMPANY	MO
	0000	68632	VANTISLIFE INSURANCE COMPANY	CT
	0000	53953	VISION BENEFITS OF AMERICA	PA
	0000	00037	WATKINS LIFE & BENEFIT ASSOCIATION	MO
	0000	57711	WESTERN CATHOLIC UNION	IL
	0000	27502	WESTERN GENERAL INSURANCE COMPANY INC	CA
	0000	57010	WILLIAM PENN ASSOCIATION	PA
	0000	56170	WOMAN'S LIFE INSURANCE SOCIETY	MI
	0000	57320	WOODMEN OF THE WORLD LIFE INSURANCE SOCIETY	NE
	0000	31232	WORK FIRST CASUALTY COMPANY	DE
	0000	57290	WORKMENS BENEFIT FUND OF THE U S OF AM	NY
	0000	27090	YOUNG AMERICA INSURANCE COMPANY	TX
AETNA GRP	0001	95910	AETNA DENTAL INC	TX
	0001	95810	AETNA HEALTH INC	MO
	0001	72052	AETNA HEALTH INSURANCE COMPANY	PA
	0001	60054	AETNA LIFE INSURANCE COMPANY	CT
	0001	12913	MISSOURI CARE INC INCORPORATED	MO
Ameriprise Fin Grp	0004	12504	AMERIPRISE INSURANCE COMPANY	WI
	0004	29068	IDS PROPERTY CASUALTY INSURANCE COMPANY	WI
	0004	65005	RIVERSOURCE LIFE INSURANCE COMPANY	MN
ALFA INS GRP	0005	79049	ALFA LIFE INSURANCE CORPORATION	AL
	0005	11004	ALFA SPECIALTY INSURANCE CORPORATION	AL
	0005	12188	ALFA VISION INSURANCE CORPORATION	AL
FEDERATED MUT GRP	0007	63258	FEDERATED LIFE INSURANCE COMPANY	MN
	0007	13935	FEDERATED MUTUAL INSURANCE COMPANY	MN
	0007	28304	FEDERATED SERVICE INSURANCE COMPANY	MN
ALLSTATE INS GRP	0008	70866	ALLSTATE ASSURANCE COMPANY	IL
	0008	29688	ALLSTATE FIRE AND CASUALTY INSURANCE COMPANY	IL
	0008	19240	ALLSTATE INDEMNITY COMPANY	IL
	0008	19232	ALLSTATE INSURANCE COMPANY	IL
	0008	60186	ALLSTATE LIFE INSURANCE COMPANY	IL
	0008	70874	ALLSTATE LIFE INSURANCE COMPANY OF NEW YORK	NY
	0008	17230	ALLSTATE PROPERTY & CASUALTY INSURANCE COMPANY	IL
	0008	60534	AMERICAN HERITAGE LIFE INSURANCE COMPANY	FL
	0008	61808	CHARTER NATIONAL LIFE INSURANCE CO	IL
	0008	37907	DEERBROOK INSURANCE COMPANY	IL
	0008	15130	ENCOMPASS INDEMNITY COMPANY	IL
	0008	10071	ENCOMPASS INSURANCE COMPANY OF AMERICA	IL
	0008	29980	FIRST COLONIAL INSURANCE COMPANY	FL
	0008	64831	INTRAMERICA LIFE INSURANCE COMPANY	NY
	0008	65595	LINCOLN BENEFIT LIFE COMPANY	NE
	0008	36455	NORTHBROOK INDEMNITY COMPANY	IL
	0008	69310	SURETY LIFE INSURANCE COMPANY	NE
AMERICAN INTL GRP	0012	36404	21ST CENTURY CASUALTY COMPANY	CA
	0012	12963	21ST CENTURY INSURANCE COMPANY	CA
	0012	97780	AGC LIFE INSURANCE COMPANY	MO
	0012	25232	AIG ADVANTAGE INSURANCE COMPANY	MN
	0012	70432	AIG ANNUITY INSURANCE COMPANY	TX
	0012	19402	AIG CASUALTY COMPANY	PA
	0012	34789	AIG CENTENNIAL INSURANCE COMPANY	PA
	0012	66842	AIG LIFE INSURANCE COMPANY	DE
	0012	36587	AIG NATIONAL INSURANCE COMPANY INC	NY
	0012	20796	AIG PREMIER INSURANCE COMPANY	PA
	0012	60941	AIG SUNAMERICA LIFE ASSURANCE COMPANY	AZ
	0012	19399	AIU INSURANCE COMPANY	NY
	0012	68373	AMERICAN GENERAL ASSURANCE COMPANY	IL
	0012	24376	AMERICAN GENERAL INDEMNITY COMPANY	IL
	0012	66672	AMERICAN GENERAL LIFE AND ACCIDENT INSURANCE COMPANY	TN
	0012	60488	AMERICAN GENERAL LIFE INSURANCE CO	TX
	0012	31208	AMERICAN GENERAL PROPERTY INSURANCE COMPANY	TN
	0012	19380	AMERICAN HOME ASSURANCE COMPANY	NY
	0012	32220	AMERICAN INTERNATIONAL INSURANCE COMPANY	NY
	0012	60607	AMERICAN INTERNATIONAL LIFE ASSURANCE OF NEW YORK	NY
	0012	40258	AMERICAN INTERNATIONAL SOUTH INSURANCE COMPANY	PA
	0012	19410	COMMERCE AND INDUSTRY INSURANCE CO	NY
	0012	23809	GRANITE STATE INSURANCE COMPANY	PA
	0012	11452	HARTFORD STEAM BOILER INSPECTION & INS	CT
	0012	29890	HARTFORD STEAM BOILER INSPECTION AND INSURANCE COMPANY OF CONNECTICUT TH	CT
	0012	23817	ILLINOIS NATIONAL INSURANCE COMPANY	IL

INSURANCE GROUPS (GROUP CODE ORDER)

GROUP NAME	GROUP CODE	COMPANY CODE	COMPANY NAME	STATE OF DOMICILE	
AMERICAN INTL GRP	0012	19429	INSURANCE COMPANY OF THE STATE OF PENNSYLVANIA	PA	
	0012	65951	MERIT LIFE INSURANCE COMPANY	IN	
	0012	19445	NATIONAL UNION FIRE INSURANCE COMPANY OF PITTSBURG PA	PA	
	0012	23841	NEW HAMPSHIRE INSURANCE COMPANY	PA	
	0012	35157	PUTNAM REINSURANCE COMPANY	NY	
	0012	69256	SUNAMERICA LIFE INSURANCE COMPANY	AZ	
	0012	16659	UNITED GUARANTY COMMERCIAL INSURANCE COMPANY OF NORTH CAROLINA	NC	
	0012	26999	UNITED GUARANTY MORTGAGE INDEMNITY COMPANY	NC	
	0012	15873	UNITED GUARANTY RESIDENTIAL INSURANCE COMPANY	NC	
	0012	16667	UNITED GUARANTY RESIDENTIAL INSURANCE OF NORTH CAROLINA	NC	
	0012	70106	UNITED STATES LIFE INSURANCE COMPANY NEW YORK	NY	
	0012	70238	VARIABLE ANNUITY LIFE INSURANCE COMPANY	TX	
	0012	26220	YOSEMITE INSURANCE COMPANY	IN	
	LIFE OF THE SOUTH CORP GRP	0017	97691	LIFE OF THE SOUTH INSURANCE COMPANY	GA
0017		10051	LYNDON SOUTHERN INSURANCE COMPANY	LA	
AMERICAN ROAD GRP	0018	19631	AMERICAN ROAD INSURANCE COMPANY	MI	
	0018	84549	VISTA LIFE INSURANCE COMPANY	MI	
Assurant Inc Grp	0019	10111	AMERICAN BANKERS INSURANCE COMPANY OF FLORIDA	FL	
	0019	60275	AMERICAN BANKERS LIFE ASSURANCE OF FLORIDA	FL	
	0019	67989	AMERICAN MEMORIAL LIFE INSURANCE COMPANY	SD	
	0019	19615	AMERICAN RELIABLE INSURANCE COMPANY	AZ	
	0019	42978	AMERICAN SECURITY INSURANCE COMPANY	DE	
	0019	65080	JOHN ALDEN LIFE INSURANCE COMPANY	WI	
	0019	42986	STANDARD GUARANTY INSURANCE COMPANY	DE	
	0019	69477	TIME INSURANCE COMPANY	WI	
	0019	70408	UNION SECURITY INSURANCE COMPANY	IA	
	0019	47044	UNITED DENTAL CARE OF MISSOURI INC	MO	
	LINCOLN NATL GRP	0020	67652	FIRST PENN-PACIFIC LIFE INSURANCE COMPANY	IN
0020		94072	JEFFERSON STANDARD LIFE INSURANCE COMPANY	NC	
0020		62057	LINCOLN LIFE & ANNUITY COMPANY OF NEW YORK	NY	
0020		65676	LINCOLN NATIONAL LIFE INSURANCE COMPANY	IN	
BCS INS GRP	0023	38245	BCS INSURANCE COMPANY	OH	
	0023	80985	BCS LIFE INSURANCE COMPANY	IL	
	0023	26794	PLANS LIABILITY INSURANCE COMPANY	OH	
AMICA MUT GRP	0028	72222	AMICA LIFE INSURANCE COMPANY	RI	
AMICA MUT GRP	0028	19976	AMICA MUTUAL INSURANCE COMPANY	RI	
	0031	10391	AMERICAN CENTENNIAL INSURANCE CO	DE	
BERKSHIRE HATHAWAY GRP	0031	13070	BERKSHIRE HATHAWAY ASSURANCE CORPORATION	NY	
	0031	62345	BERKSHIRE HATHAWAY LIFE INSURANCE COMPANY OF NEBRASKA	NE	
	0031	34274	CENTRAL STATES INDEMNITY COMPANY OF OMAHA	NE	
	0031	27812	COLUMBIA INSURANCE COMPANY	NE	
	0031	32280	COMMERCIAL CASUALTY INSURANCE COMPANY	CA	
	0031	28258	CONTINENTAL INDEMNITY COMPANY	IA	
	0031	82880	CSI LIFE INSURANCE COMPANY	NE	
	0031	44784	FAIRFIELD INSURANCE COMPANY	CT	
	0031	11591	FIRST BERKSHIRE HATHAWAY LIFE INSURANCE COMPANY	NY	
	0031	41491	GEICO CASUALTY COMPANY	MD	
	0031	35882	GEICO GENERAL INS CO	MD	
	0031	22055	GEICO INDEMNITY COMPANY	MD	
	0031	22039	GENERAL REINSURANCE CORPORATION	DE	
	0031	11967	GENERAL STAR NATIONAL INS CO	OH	
	0031	38962	GENESIS INSURANCE COMPANY	CT	
	0031	22063	GOVERNMENT EMPLOYEES INSURANCE CO	MD	
	0031	97764	IDEALIFE INSURANCE COMPANY	CT	
	0031	15962	KANSAS BANKERS SURETY COMPANY THE	KS	
	0031	11843	MEDICAL PROTECTIVE COMPANY	IN	
	0031	20087	NATIONAL INDEMNITY COMPANY	NE	
	0031	20052	NATIONAL LIABILITY & FIRE INSURANCE COMPANY	CT	
	0031	34835	NATIONAL REINSURANCE CORPORATION THE	DE	
	0031	22047	NORTH STAR REINSURANCE CORPORATION	DE	
	0031	34630	OAK RIVER INSURANCE COMPANY	NE	
	0031	25895	UNITED STATES LIABILITY INSURANCE COMPANY	PA	
	CALIFORNIA CAS MGMT GRP	0033	27464	CALIFORNIA CASUALTY & FIRE INSURANCE COMPANY	CA
		0033	35955	CALIFORNIA CASUALTY GENERAL INSURANCE COMPANY OF OREGON	OR
0033		20117	CALIFORNIA CASUALTY INDEMNITY EXCHANGE	CA	
0033		20125	CALIFORNIA CASUALTY INSURANCE COMPANY	CA	
CHUBB & SON INC GRP	0038	12777	CHUBB INDEMNITY INSURANCE COMPANY	NY	
	0038	10052	CHUBB NATIONAL INSURANCE COMPANY	IN	
	0038	35181	EXECUTIVE RISK INDEMNITY INC	DE	
	0038	20281	FEDERAL INSURANCE COMPANY	IN	
	0038	20303	GREAT NORTHERN INSURANCE COMPANY	IN	
	0038	20338	NORTHWESTERN PACIFIC IDEMNITY COMPANY	OR	
	0038	20346	PACIFIC INDEMNITY COMPANY	WI	
	0038	20397	VIGILANT INSURANCE COMPANY	NY	
	CITIGROUP GRP	0041	60518	AMERICAN HEALTH AND LIFE INSURANCE COMPANY	TX

INSURANCE GROUPS (GROUP CODE ORDER)

GROUP NAME	GROUP CODE	COMPANY CODE	COMPANY NAME	STATE OF DOMICILE
CITIGROUP GRP	0041	61409	NATIONAL BENEFIT LIFE INSURANCE COMPANY	NY
	0041	65919	PRIMERICA LIFE INSURANCE COMPANY	MA
	0041	69914	SEARS LIFE INSURANCE COMPANY	TX
	0041	41211	TRITON INSURANCE COMPANY	TX
Aviva Grp	0044	60631	AMERICAN INVESTORS LIFE INS CO	KS
	0044	61689	AVIVA LIFE AND ANNUITY COMPANY	IA
Country Ins & Fin Serv Grp	0050	20982	COUNTRY CASUALTY INSURANCE COMPANY	IL
	0050	94218	COUNTRY INVESTORS LIFE ASSURANCE COMPANY	IL
	0050	62553	COUNTRY LIFE INSURANCE COMPANY	IL
	0050	20990	COUNTRY MUTUAL INSURANCE COMPANY	IL
	0050	21008	COUNTRY PREFERRED INSURANCE COMPANY	IL
	0050	14206	HOLYOKE MUTUAL INSURANCE COMPANY IN SALEM	MA
	0050	23655	MODERN SERVICE INSURANCE COMPANY	IL
AUTOMOBILE CLUB MI GRP	0055	84522	AUTO CLUB LIFE INSURANCE COMPANY	MI
	0055	21229	MEMBERSELECT INSURANCE COMPANY	MI
ELECTRIC INS GRP	0057	21261	ELECTRIC INSURANCE COMPANY	MA
EMC INS CO GRP	0062	25186	EMC PROPERTY & CASUALTY COMPANY	IA
	0062	21407	EMCASCO INSURANCE COMPANY	IA
	0062	21415	EMPLOYERS MUTUAL CASUALTY COMPANY	IA
	0062	21423	UNION INSURANCE COMPANY OF PROVIDENCE	IA
FM GLOBAL GRP	0065	10014	AFFILIATED FM INSURANCE COMPANY	RI
	0065	21482	FACTORY MUTUAL INSURANCE COMPANY	RI
WISCONSIN PHYSICIANS SERV INS GRP	0068	64149	EPIC LIFE INSURANCE COMPANY THE	WI
FIRST AMER TITLE GRP	0070	50636	CENSTAR TITLE INSURANCE COMPANY	TX
	0070	51373	COLUMBIAN NATIONAL TITLE INSURANCE COMPANY	KS
	0070	37710	FIRST AMERICAN PROPERTY & CASUALTY INSURANCE COMPANY	CA
	0070	50814	FIRST AMERICAN TITLE INSURANCE COMPANY	CA
	0070	50237	LAND TITLE INSURANCE COMPANY OF ST LOUIS	MO
	0070	51624	UNITED GENERAL TITLE INSURANCE COMPANY	CA
DELPHI FIN GRP	0074	68381	RELIANCE STANDARD LIFE INSURANCE COMPANY	IL
	0074	11123	SAFETY FIRST INSURANCE COMPANY	IL
	0074	15105	SAFETY NATIONAL CASUALTY CORPORATION	MO
Insco Ins Services Grp	0075	12718	DEVELOPERS SURETY AND INDEMNITY COMPANY	IA
GMAC INS HOLDING GRP	0079	22004	CIM INSURANCE CORPORATION	MI
	0079	11054	GMAC DIRECT INSURANCE COMPANY	MO
	0079	11044	GMAC INSURANCE COMPANY ONLINE INC	MO
	0079	22780	INTEGON GENERAL INSURANCE CORPORATION	NC
	0079	22772	INTEGON INDEMNITY CORPORATION	NC
	0079	29742	INTEGON NATIONAL INSURANCE COMPANY	NC
	0079	38660	MIC GENERAL INSURANCE CORPORATION	MI
	0079	38601	MIC PROPERTY AND CASUALTY INSURANCE CORPORATION	MI
	0079	22012	MOTORS INSURANCE CORPORATION	MI
	0079	42447	NATIONAL GENERAL ASSURANCE COMPANY	MO
	0079	23728	NATIONAL GENERAL INSURANCE COMPANY	MO
	0079	12130	NEW SOUTH INSURANCE COMPANY	NC
	American Financial Grp	0084	37990	AMERICAN EMPIRE INSURANCE COMPANY
0084		88366	AMERICAN RETIREMENT LIFE INSURANCE COMPANY	OH
0084		93661	ANNUITY INVESTORS LIFE INSURANCE CO	OH
0084		61727	CENTRAL RESERVE LIFE INSURANCE COMPANY	OH
0084		71404	CONTINENTAL GENERAL INSURANCE COMPANY	NE
0084		26832	GREAT AMERICAN ALLIANCE INSURANCE COMPANY	OH
0084		26344	GREAT AMERICAN ASSURANCE COMPANY	OH
0084		10646	GREAT AMERICAN CONTEMPORARY INSURANCE COMPANY	OH
0084		16691	GREAT AMERICAN INSURANCE COMPANY	OH
0084		22136	GREAT AMERICAN INSURANCE COMPANY OF NEW YORK	NY
0084		63312	GREAT AMERICAN LIFE INSURANCE COMPANY	OH
0084		31135	GREAT AMERICAN SECURITY INSURANCE COMPANY	OH
0084		33723	GREAT AMERICAN SPIRIT INSURANCE COMPANY	OH
0084		65722	LOYAL AMERICAN LIFE INSURANCE COMPANY	OH
0084		67083	MANHATTAN NATIONAL LIFE INSURANCE COMPANY	IL
0084		23418	MID-CONTINENT CASUALTY COMPANY	OH
0084		15380	MID-CONTINENT INSURANCE COMPANY	OK
0084		32620	NATIONAL INTERSTATE INSURANCE COMPANY	OH
0084		67903	PROVIDENT AMERICAN LIFE AND HEALTH INSURANCE COMPANY	OH
0084		22179	REPUBLIC INDEMNITY COMPANY OF AMERICA	CA
0084	43753	REPUBLIC INDEMNITY COMPANY OF CALIFORNIA	CA	
0084	41106	TRIUMPHE CASUALTY COMPANY	PA	
0084	63479	UNITED TEACHER ASSOCIATES INSURANCE CO	TX	
The Hanover Ins Grp	0088	41840	ALLMERICA FINANCIAL BENEFIT INSURANCE COMPANY	MI
	0088	31534	CITIZENS INSURANCE COMPANY OF AMERICA	MI
	0088	36064	HANOVER AMERICAN INSURANCE COMPANY THE	NH
	0088	22292	HANOVER INSURANCE COMPANY THE	NH
	0088	22306	MASSACHUSETTS BAY INSURANCE COMPANY	NH
	0088	25585	PROFESSIONALS DIRECT INSURANCE COMPANY	MI
	0088	10815	VERLAN FIRE INSURANCE COMPANY	MD

INSURANCE GROUPS (GROUP CODE ORDER)

GROUP NAME	GROUP CODE	COMPANY CODE	COMPANY NAME	STATE OF DOMICILE
HARTFORD FIRE & CAS GRP	0091	81213	AMERICAN MATURITY LIFE INSURANCE CO	CT
	0091	22357	HARTFORD ACCIDENT & INDEMNITY CO	CT
	0091	29424	HARTFORD CASUALTY INSURANCE CO	IN
	0091	19682	HARTFORD FIRE INSURANCE COMPANY	CT
	0091	37478	HARTFORD INSURANCE COMPANY OF MIDWEST THE	IN
	0091	70815	HARTFORD LIFE AND ACCIDENT INSURANCE COMPANY	CT
	0091	71153	HARTFORD LIFE AND ANNUITY INSURANCE COMPANY	CT
	0091	88072	HARTFORD LIFE INSURANCE COMPANY	CT
	0091	30104	HARTFORD UNDERWRITERS INSURANCE COMPANY	CT
	0091	21830	NEW ENGLAND INSURANCE COMPANY	CT
	0091	34690	PROPERTY & CASUALTY INSURANCE COMPANY OF HARTFORD	IN
	0091	11000	SENTINEL INSURANCE COMPANY LTD	CT
	0091	27120	TRUMBULL INSURANCE COMPANY	CT
	0091	29459	TWIN CITY FIRE INSURANCE COMPANY	IN
	STATE NATL GRP	0093	22608	NATIONAL SPECIALTY INSURANCE COMPANY
0093		12831	STATE NATIONAL INSURANCE COMPANY INC	TX
Secura Ins Grp	0096	22543	SECURA INSURANCE A MUTUAL COMPANY	WI
	0096	10239	SECURA SUPREME INSURANCE COMPANY	WI
WR Berkley Corp GRP	0098	44318	ADMIRAL INDEMNITY COMPANY	DE
	0098	64890	BERKLEY LIFE AND HEALTH INSURANCE COMPANY	IA
	0098	29580	BERKLEY REGIONAL INSURANCE COMPANY	DE
	0098	10510	CAROLINA CASUALTY INSURANCE COMPANY	IA
	0098	33480	CLERMONT INSURANCE COMPANY	IA
	0098	10804	CONTINENTAL WESTERN INSURANCE COMPANY	IA
	0098	21784	FIREMENS INSURANCE COMPANY OF WASHINGTON DC	DE
	0098	25224	GREAT DIVIDE INSURANCE COMPANY	ND
	0098	23612	MIDWEST EMPLOYERS CASUALTY COMPANY	DE
	0098	36684	RIVERPORT INSURANCE COMPANY	MN
	0098	40045	STARNET INSURANCE COMPANY	DE
	0098	31003	TRI STATE INSURANCE COMPANY OF MINNESOTA	MN
	0098	25844	UNION INSURANCE COMPANY	IA
	0098	38911	UNION STANDARD INSURANCE COMPANY	OK
	LANDAMERICA FIN GRP	0099	50083	COMMONWEALTH LAND TITLE INSURANCE COMPANY
0099		50024	LAWYERS TITLE INSURANCE CORPORATION	NE
MGIC GRP	0105	22594	MGIC ASSURANCE CORPORATION	OK
	0105	10682	MGIC CREDIT ASSURANCE CORPORATION	WI
	0105	18740	MGIC INDEMNITY CORPORATION	WI
	0105	29858	MORTGAGE GUARANTY INSURANCE CORPORATION	WI
LUMBERMENS MUT CAS GRP	0108	30562	AMERICAN MANUFACTURERS MUTUAL INSURANCE COMPANY	IL
	0108	22918	AMERICAN MOTORISTS INSURANCE COMPANY	IL
	0108	27138	KEMPER CASUALTY INSURANCE COMPANY	IL
LIBERTY MUT GRP	0108	22977	LUMBERMENS MUTUAL CASUALTY COMPANY	IL
	0111	12696	AMERICA FIRST INSURANCE COMPANY	NH
	0111	10073	AMERICAN AMBASSADOR CASUALTY COMPANY	IL
	0111	19690	AMERICAN ECONOMY INSURANCE COMPANY	IN
	0111	24066	AMERICAN FIRE & CASUALTY COMPANY	OH
	0111	19704	AMERICAN STATES INSURANCE COMPANY	IN
	0111	19712	AMERICAN STATES INSURANCE COMPANY OF TEXAS	TX
	0111	37214	AMERICAN STATES PREFERRED INSURANCE COMPANY	IN
	0111	10792	AVOMARK INSURANCE COMPANY	IN
	0111	41785	COLORADO CASUALTY INSURANCE COMPANY	CO
	0111	21458	EMPLOYERS INSURANCE COMPANY OF WAUSAU	WI
	0111	33588	FIRST LIBERTY INSURANCE CORP THE	IA
	0111	24724	FIRST NATIONAL INSURANCE COMPANY OF AMERICA	WA
	0111	24732	GENERAL INSURANCE COMPANY OF AMERICA	WA
	0111	11312	GLOBE AMERICAN CASUALTY COMPANY	OH
0111	36919	HAWKEYE SECURITY INSURANCE COMPANY	WI	
0111	26700	INSURANCE COMPANY OF ILLINOIS	IL	
0111	42404	LIBERTY INSURANCE CORPORATION	IL	
0111	19917	LIBERTY INSURANCE UNDERWRITERS INC.	NY	
0111	65315	LIBERTY LIFE ASSURANCE COMPANY OF BOSTON	MA	
0111	23035	LIBERTY MUTUAL FIRE INSURANCE COMPANY	WI	
0111	23043	LIBERTY MUTUAL INSURANCE COMPANY	MA	
0111	11746	LIBERTY PERSONAL INSURANCE COMPANY	MI	
0111	36447	LM GENERAL INSURANCE COMPANY	DE	
0111	33600	LM INSURANCE CORPORATION	IA	
0111	36439	LM PERSONAL INSURANCE COMPANY	DE	
0111	32352	LM PROPERTY AND CASUALTY INSURANCE COMPANY	IN	
0111	23515	MIDWESTERN INDEMNITY COMPANY THE	OH	
0111	27944	NATIONAL INSURANCE ASSOCIATION	IN	
0111	24171	NETHERLANDS INSURANCE COMPANY THE	NH	
0111	24074	OHIO CASUALTY INSURANCE COMPANY	OH	
0111	24082	OHIO SECURITY INSURANCE COMPANY	OH	
0111	18333	PEERLESS INDEMNITY INSURANCE COMPANY	IL	
0111	24198	PEERLESS INSURANCE COMPANY	NH	

INSURANCE GROUPS (GROUP CODE ORDER)

GROUP NAME	GROUP CODE	COMPANY CODE	COMPANY NAME	STATE OF DOMICILE
LIBERTY MUT GRP	0111	24740	SAFECO INSURANCE COMPANY OF AMERICA	WA
	0111	39012	SAFECO INSURANCE COMPANY OF ILLINOIS	IL
	0111	11215	SAFECO INSURANCE COMPANY OF INDIANA	IN
	0111	24759	SAFECO NATIONAL INSURANCE COMPANY	MO
	0111	26069	WAUSAU BUSINESS INSURANCE COMPANY	WI
	0111	26042	WAUSAU UNDERWRITERS INSURANCE COMPANY	WI
	0111	44393	WEST AMERICAN INSURANCE COMPANY	IN
DELTA DENTAL PLAN OF IL GRP	0115	92525	TRUASSURE INSURANCE COMPANY	IL
HUMANA GRP	0119	11228	COMPBENEFITS DENTAL INC	IL
	0119	60984	COMPBENEFITS INSURANCE COMPANY	TX
	0119	88595	EMPHEYSYS INSURANCE COMPANY	TX
	0119	95885	HUMANA HEALTH PLAN INC	KY
	0119	73288	HUMANA INSURANCE COMPANY	WI
	0119	70580	HUMANADENTAL INSURANCE COMPANY	WI
SHELTER INS GRP	0119	65110	KANAWHA INSURANCE COMPANY	SC
	0123	31550	HAULERS INSURANCE COMPANY INC	TN
	0123	23361	SHELTER GENERAL INSURANCE COMPANY	MO
	0123	65757	SHELTER LIFE INSURANCE COMPANY	MO
	0123	23388	SHELTER MUTUAL INSURANCE COMPANY	MO
AMERISURE CO GRP	0124	26557	SHELTER REINSURANCE COMPANY	MO
	0124	19488	AMERISURE INSURANCE COMPANY	MI
PENN MILLER GRP	0124	23396	AMERISURE MUTUAL INSURANCE COMPANY	MI
	0125	14982	PENN MILLERS INSURANCE COMPANY	PA
NATIONWIDE CORP GRP	0140	42579	ALLIED PROPERTY & CASUALTY INSURANCE COMPANY	IA
	0140	19100	AMCO INSURANCE COMPANY	IA
	0140	42587	DEPOSITORS INSURANCE COMPANY	IA
	0140	13838	FARMLAND MUTUAL INSURANCE COMPANY	IA
	0140	11991	NATIONAL CASUALTY COMPANY	WI
	0140	26093	NATIONWIDE AFFINITY INSURANCE COMPANY OF AMERICA	OH
	0140	28223	NATIONWIDE AGRIBUSINESS INSURANCE COMPANY	IA
	0140	10723	NATIONWIDE ASSURANCE COMPANY	WI
	0140	23760	NATIONWIDE GENERAL INSURANCE COMPANY	OH
	0140	25453	NATIONWIDE INSURANCE COMPANY OF AMERICA	WI
	0140	70750	NATIONWIDE LIFE & ANNUITY COMPANY OF AMERICA	DE
	0140	92657	NATIONWIDE LIFE AND ANNUITY INSURANCE COMPANY	OH
	0140	66869	NATIONWIDE LIFE INSURANCE COMPANY	OH
	0140	68225	NATIONWIDE LIFE INSURANCE COMPANY OF AMERICA	PA
	0140	23779	NATIONWIDE MUTUAL FIRE INSURANCE COMPANY	OH
	0140	23787	NATIONWIDE MUTUAL INSURANCE COMPANY	OH
	0140	37877	NATIONWIDE PROPERTY & CASUALTY INSURANCE COMPANY	OH
	0140	15580	SCOTTSDALE INDEMNITY COMPANY	OH
	0140	13242	TITAN INDEMNITY COMPANY	TX
	OLD REPUBLIC GRP	0140	10644	VICTORIA AUTOMOBILE INSURANCE COMPANY
0140		42889	VICTORIA FIRE & CASUALTY COMPANY	OH
0150		40789	AMERICAN BUSN & PERSONAL INS MUTUAL INC	DE
0150		51411	AMERICAN GUARANTY TITLE INSURANCE COMPANY	OK
0150		20095	BITUMINOUS CASUALTY CORPORATION	IL
0150		20109	BITUMINOUS FIRE AND MARINE INS CO	IL
0150		11371	GREAT WEST CASUALTY COMPANY	NE
0150		24139	OLD REPUBLIC GENERAL INSURANCE CORPORATION	IL
0150		24147	OLD REPUBLIC INSURANCE COMPANY	PA
0150		67261	OLD REPUBLIC LIFE INSURANCE COMPANY	IL
0150		50520	OLD REPUBLIC NATIONAL TITLE INSURANCE COMPANY	MN
0150		35424	OLD REPUBLIC SECURITY ASSURANCE COMPANY	AZ
0150		40444	OLD REPUBLIC SURETY COMPANY	WI
0150		28452	REPUBLIC MORTGAGE INSURANCE COMPANY	NC
PEKIN INS GRP	0150	32174	REPUBLIC MORTGAGE INSURANCE COMPANY OF FLORIDA	FL
	0150	31275	REPUBLIC MORTGAGE INSURANCE COMPANY OF NORTH CAROLINA	NC
	0153	67628	PEKIN LIFE INSURANCE COMPANY	IL
PROGRESSIVE GRP	0155	10194	ARTISAN AND TRUCKERS CASUALTY COMPANY	WI
	0155	10243	NATIONAL CONTINENTAL INSURANCE COMPANY	NY
	0155	11851	PROGRESSIVE ADVANCED INSURANCE COMPANY	OH
	0155	24260	PROGRESSIVE CASUALTY INSURANCE COMPANY	OH
	0155	42994	PROGRESSIVE CLASSIC INSURANCE COMPANY	WI
	0155	16322	PROGRESSIVE DIRECT INSURANCE COMPANY	OH
	0155	24279	PROGRESSIVE MAX INSURANCE COMPANY	OH
	0155	42919	PROGRESSIVE NORTHWESTERN INSURANCE COMPANY	OH
	0155	37834	PROGRESSIVE PREFERRED INSURANCE COMPANY	OH
	0155	32786	PROGRESSIVE SPECIALTY INSURANCE COMPANY	OH
	0155	11770	UNITED FINANCIAL CASUALTY COMPANY	OH
PW GRP	0156	24295	PROVIDENCE WASHINGTON INSURANCE COMPANY	RI
	0156	24325	YORK INSURANCE COMPANY	RI
FAIRFAX FIN GRP	0158	25070	CLEARWATER INSURANCE COMPANY	DE
	0158	10220	COMMONWEALTH INSURANCE COMPANY OF AMERICA	WA
	0158	31348	CRUM & FORSTER INDEMNITY COMPANY	DE

INSURANCE GROUPS (GROUP CODE ORDER)

GROUP NAME	GROUP CODE	COMPANY CODE	COMPANY NAME	STATE OF DOMICILE	
FAIRFAX FIN GRP	0158	18864	FAIRMONT INSURANCE COMPANY	CA	
	0158	25518	FAIRMONT PREMIER INSURANCE COMPANY	CA	
	0158	24384	FAIRMONT SPECIALTY INSURANCE COMPANY	DE	
	0158	25054	HUDSON INSURANCE COMPANY	DE	
	0158	21105	NORTH RIVER INSURANCE COMPANY THE	NJ	
	0158	10936	SENECA INSURANCE COMPANY INC	NY	
	0158	25496	TIG INDEMNITY COMPANY	CA	
	0158	25534	TIG INSURANCE COMPANY	CA	
	0158	21113	UNITED STATES FIRE INSURANCE COMPANY	DE	
	TOPA EQUITIES LTD GRP	0161	18031	TOPA INSURANCE COMPANY	CA
SENTRY INS GRP	0169	21164	DAIRYLAND INSURANCE COMPANY	WI	
	0169	23434	MIDDLESEX INSURANCE COMPANY	WI	
	0169	71099	PARKER CENTENNIAL ASSURANCE COMPANY	WI	
	0169	23442	PATRIOT GENERAL INSURANCE COMPANY	WI	
	0169	18139	PEAK PROPERTY AND CASUALTY INSURANCE CORPORATION	WI	
	0169	28460	SENTRY CASUALTY COMPANY	WI	
	0169	24988	SENTRY INSURANCE A MUTUAL COMPANY	WI	
	0169	68810	SENTRY LIFE INSURANCE COMPANY (L&H ACCT)	WI	
	0169	21180	SENTRY SELECT INSURANCE COMPANY	WI	
	0169	13137	VIKING INSURANCE COMPANY OF WISCONSIN	WI	
STATE AUTO MUT GRP	0175	10502	MERIDIAN CITIZENS MUTUAL INSURANCE COMPANY	IN	
	0175	23353	MERIDIAN SECURITY INSURANCE COMPANY	IN	
	0175	19530	STATE AUTO NATIONAL INSURANCE COMPANY	OH	
	0175	25127	STATE AUTO PROPERTY & CASUALTY INSURANCE COMPANY	IA	
	0175	25135	STATE AUTOMOBILE MUTUAL INSURANCE COMPANY	OH	
STATE FARM GRP	0176	94498	STATE FARM ANNUITY AND LIFE INSURANCE COMPANY	IL	
	0176	25143	STATE FARM FIRE AND CASUALTY COMPANY	IL	
	0176	25151	STATE FARM GENERAL INSURANCE COMPANY	IL	
	0176	69108	STATE FARM LIFE INSURANCE COMPANY	IL	
	0176	25178	STATE FARM MUTUAL AUTOMOBILE INSURANCE COMPANY	IL	
NATIONWIDE FUND GRP	0178	14249	FOUNDERS INSURANCE COMPANY	IL	
SWISS RE GRP	0181	25422	ATRADIUS TRADE CREDIT INSURANCE INC	MD	
	0181	34916	FIRST SPECIALTY INSURANCE CORPORATION	MO	
	0181	29700	NORTH AMERICAN ELITE INSURANCE COMPANY	NH	
	0181	29874	NORTH AMERICAN SPECIALTY INSURANCE COMPANY	NH	
	0181	70211	REASSURE AMERICA LIFE INSURANCE COMPANY	IN	
	0181	82627	SWISS RE LIFE & HEALTH AMERICA INC	CT	
	0181	25364	SWISS REINSURANCE AMERICA CORP	NY	
	0181	32778	WASHINGTON INTERNATIONAL INSURANCE COMPANY	NH	
	0181	39845	WESTPORT INSURANCE CORPORATION	MO	
	Financial Security Assur Holdings Grp	0194	18287	FINANCIAL SECURITY ASSURANCE INC	NY
UNIVERSAL SURETY GRP	0199	23264	INLAND INSURANCE COMPANY	NE	
	0199	25933	UNIVERSAL SURETY COMPANY	NE	
	0200	21253	GARRISON PROPERTY AND CASUALTY INSURANCE COMPANY	TX	
UNITED SERV AUTOMOBILE ASSN GRP	0200	25941	UNITED SERVICES AUTOMOBILE ASSOCIATION	TX	
	0200	25968	USAA CASUALTY INSURANCE COMPANY	TX	
	0200	72613	USAA DIRECT LIFE INSURANCE COMPANY	NE	
	0200	18600	USAA GENERAL INDEMNITY COMPANY	TX	
	0200	69663	USAA LIFE INSURANCE COMPANY	TX	
	UTICA GRP	0201	25976	UTICA MUTUAL INSURANCE COMPANY	NY
		ZURICH INS GRP	0212	26247	AMERICAN GUARANTEE & LIABILITY INSURANCE COMPANY
	0212		40142	AMERICAN ZURICH INSURANCE COMPANY	IL
	0212		19305	ASSURANCE COMPANY OF AMERICA	NY
	0212		19658	BRISTOL WEST INSURANCE COMPANY	OH
0212	34649		CENTRE INSURANCE COMPANY	DE	
0212	80896		CENTRE LIFE INSURANCE COMPANY	MA	
0212	10315		CIVIC PROPERTY & CASUALTY CO	CA	
0212	34347		COLONIAL AMERICAN CASUALTY AND SURETY C	MD	
0212	21326		EMPIRE FIRE AND MARINE INSURANCE CO	NE	
0212	10318		EXACT PROPERTY & CASUALTY	CA	
0212	21628		FARMERS INSURANCE COMPANY INC	KS	
0212	21652		FARMERS INSURANCE EXCHANGE	CA	
0212	63177		FARMERS NEW WORLD LIFE INSURANCE CO	WA	
0212	39306		FIDELITY AND DEPOSIT COMPANY MARYLAND	MD	
0212	21660		FIRE INSURANCE EXCHANGE	CA	
0212	11185		FOREMOST INSURANCE COMPANY	MI	
0212	11800		FOREMOST PROPERTY AND CASUALTY INSURANCE COMPANY	MI	
0212	41513		FOREMOST SIGNATURE INSURANCE COMPANY	MI	
0212	90557		KEMPER INVESTORS LIFE INS CO	IL	
0212	19356		MARYLAND CASUALTY COMPANY	MD	
0212	21687	MID CENTURY INSURANCE COMPANY	CA		
0212	10317	NEIGHBORHOOD SPIRIT PROPERTY & CASUALTY COMPANY	CA		
0212	19372	NORTHERN INSURANCE COMPANY OF NEW YORK	NY		
0212	21709	TRUCK INSURANCE EXCHANGE	CA		
0212	41181	UNIVERSAL UNDERWRITERS INS CO	KS		

INSURANCE GROUPS (GROUP CODE ORDER)

GROUP NAME	GROUP CODE	COMPANY CODE	COMPANY NAME	STATE OF DOMICILE
ZURICH INS GRP	0212	70173	UNIVERSAL UNDERWRITERS LIFE INSURANCE COMPANY	KS
	0212	40843	UNIVERSAL UNDERWRITERS OF TEXAS INSURANCE COMPANY	TX
	0212	16535	ZURICH AMERICAN INSURANCE COMPANY	NY
	0212	27855	ZURICH AMERICAN INSURANCE COMPANY OF ILLINOIS	IL
ALLIANCE INS GRP	0214	19186	ALLIANCE INSURANCE COMPANY INC	KS
	0214	19194	FARMERS ALLIANCE MUTUAL INSURANCE COMPANY	KS
UNITRIN GRP	0215	38156	ALPHA PROPERTY & CASUALTY INSURANCE CO	WI
	0215	37524	CHARTER INDEMNITY COMPANY	TX
	0215	19852	FINANCIAL INDEMNITY COMPANY	CA
	0215	10914	KEMPER INDEPENDENCE INSURANCE COMPANY	IL
	0215	31968	MERASTAR INSURANCE COMPANY	IN
	0215	36625	OLD RELIABLE CASUALTY COMPANY	MO
	0215	68357	RELIABLE LIFE INSURANCE COMPANY	MO
	0215	68462	RESERVE NATIONAL INSURANCE COMPANY	OK
	0215	19887	TRINITY UNIVERSAL INSURANCE COMPANY	TX
	0215	11142	UNITED CASUALTY INSURANCE COMPANY OF AMERICA	IL
	0215	69930	UNITED INSURANCE COMPANY OF AMERICA	IL
	0215	16063	UNITRIN AUTO AND HOME INSURANCE COMPANY	NY
	0215	10915	UNITRIN DIRECT PROPERTY & CASUALTY COMPANY	IL
	0215	25909	UNITRIN PREFERRED INSURANCE COMPANY	NY
	0215	40703	UNITRIN SAFEGUARD INSURANCE COMPANY	WI
CNA INS GRP	0218	20427	AMERICAN CASUALTY COMPANY OF READING PENNSYLVANIA	PA
	0218	62413	CONTINENTAL ASSURANCE COMPANY	IL
	0218	20443	CONTINENTAL CASUALTY COMPANY	IL
	0218	35289	CONTINENTAL INSURANCE COMPANY THE	PA
	0218	20478	NATIONAL FIRE INSURANCE COMPANY OF HARTFORD	IL
	0218	24047	SURETY BONDING COMPANY OF AMERICA	SD
	0218	20494	TRANSPORTATION INSURANCE COMPANY	IL
	0218	13200	UNIVERSAL SURETY OF AMERICA	SD
	0218	20508	VALLEY FORGE INSURANCE COMPANY	PA
	0218	13188	WESTERN SURETY COMPANY	SD
GREATER NY GRP	0222	22187	GREATER NEW YORK MUTUAL INS CO	NY
IAT Reins Co Grp	0225	10349	ACCEPTANCE CASUALTY INSURANCE CO	NE
	0225	20010	ACCEPTANCE INDEMNITY INSURANCE CO	NE
	0225	26433	HARCO NATIONAL INSURANCE COMPANY	IL
	0225	23248	OCCIDENTAL FIRE & CASUALTY COMPANY OF NORTH CAROLINA	NC
	0225	28886	TRANSGUARD INSURANCE COMPANY OF AMERICA INC	IL
WESTFIELD Grp	0228	24104	OHIO FARMERS INSURANCE COMPANY	OH
	0228	24112	WESTFIELD INSURANCE COMPANY	OH
ING Amer Ins Holding Grp	0229	86509	ING LIFE INSURANCE AND ANNUITY COMPANY	CT
	0229	80942	ING USA ANNUITY AND LIFE INSURANCE COMPANY	IA
	0229	66109	MIDWESTERN UNITED LIFE INSURANCE COMPANY	IN
	0229	67105	RELIASTAR LIFE INSURANCE COMPANY	MN
	0229	61360	RELIASTAR LIFE INSURANCE COMPANY OF NEW YORK	NY
	0229	68713	SECURITY LIFE OF DENVER INSURANCE COMPANY	CO
CONSECO GRP	0233	61263	BANKERS LIFE AND CASUALTY COMPANY	IL
	0233	62065	COLONIAL PENN LIFE INSURANCE COMPANY	PA
	0233	78174	CONSECO HEALTH INSURANCE COMPANY	AZ
	0233	60682	CONSECO INSURANCE COMPANY	IL
	0233	65900	CONSECO LIFE INSURANCE CO	IN
	0233	76325	CONSECO SENIOR HEALTH INSURANCE COMPANY	PA
	0233	70319	WASHINGTON NATIONAL INSURANCE CO	IL
WESTWARD GRP	0237	78301	WESTWARD LIFE INSURANCE COMPANY	AZ
METROPOLITAN GRP	0241	22926	ECONOMY FIRE & CASUALTY COMPANY	IL
	0241	38067	ECONOMY PREFERRED INSURANCE COMPANY	IL
	0241	40649	ECONOMY PREMIER ASSURANCE COMPANY	IL
	0241	63665	GENERAL AMERICAN LIFE INSURANCE COMPANY	MO
	0241	87726	METLIFE INSURANCE COMPANY OF CONNECTICUT	CT
	0241	93513	METLIFE INVESTORS INSURANCE COMPANY	MO
	0241	61050	METLIFE INVESTORS USA INSURANCE COMPANY	DE
	0241	40169	METROPOLITAN CASUALTY INSURANCE COMPANY	RI
	0241	25321	METROPOLITAN DIRECT PROPERTY AND CASUALTY INSURANCE COMPANY	RI
	0241	39950	METROPOLITAN GENERAL INSURANCE COMPANY	RI
	0241	34339	METROPOLITAN GROUP PROPERTY & CASUALTY INSURANCE COMPANY	RI
	0241	65978	METROPOLITAN LIFE INSURANCE COMPANY	NY
	0241	26298	METROPOLITAN PROPERTY & CASUALTY INSURANCE COMPANY	RI
	0241	97136	METROPOLITAN TOWER LIFE INSURANCE COMPANY	DE
	0241	91626	NEW ENGLAND LIFE INSURANCE COMPANY	MA
	0241	79014	SAFEHEALTH LIFE INSURANCE COMPANY	CA
	0241	69396	TEXAS LIFE INSURANCE COMPANY	TX
SELECTIVE INS GRP	0242	12572	SELECTIVE INSURANCE COMPANY OF AMERICA	NJ
	0242	19259	SELECTIVE INSURANCE COMPANY OF SOUTH CAROLINA	IN
	0242	39926	SELECTIVE INSURANCE COMPANY OF THE SOUTHEAST	IN
CINCINNATI FIN GRP	0244	28665	CINCINNATI CASUALTY COMPANY THE	OH
	0244	23280	CINCINNATI INDEMNITY COMPANY INC	OH

INSURANCE GROUPS (GROUP CODE ORDER)

GROUP NAME	GROUP CODE	COMPANY CODE	COMPANY NAME	STATE OF DOMICILE
CINCINNATI FIN GRP	0244	10677	CINCINNATI INSURANCE COMPANY THE	OH
	0244	76236	CINCINNATI LIFE INSURANCE COMPANY THE	OH
INDIANA LUMBERMENS GRP	0246	14265	INDIANA LUMBERMENS MUTUAL INSURANCE COMPANY	IN
UNITED FIRE & CAS GRP	0248	10324	ADDISON INSURANCE COMPANY	IL
	0248	19526	TEXAS GENERAL INDEMNITY COMPANY	CO
	0248	19496	UNITED FIRE & INDEMNITY COMPANY	TX
	0248	13021	UNITED FIRE AND CASUALTY COMPANY	IA
	0248	69973	UNITED LIFE INSURANCE COMPANY	IA
HARLEYSVILLE GRP	0253	23582	HARLEYSVILLE INSURANCE COMPANY	PA
	0253	14516	HARLEYSVILLE LAKE STATES INSURANCE COMPANY	MI
	0253	14168	HARLEYSVILLE MUTUAL INSURANCE CO	PA
	0253	35696	HARLEYSVILLE PREFERRED INSURANCE COMPANY	PA
	0253	26182	HARLEYSVILLE WORCESTER INSURANCE COMPANY	PA
SOUTHERN GEN GRP	0254	37141	SOUTHERN GENERAL INSURANCE COMPANY	GA
New York MARINE & GEN GRP	0256	16608	NEW YORK MARINE & GENERAL INSURANCE COMPANY	NY
	0256	12294	SOUTHWEST MARINE AND GENERAL INSURANCE COMPANY	NY
SAFEWAY INS GRP	0257	12521	SAFEWAY INSURANCE COMPANY	IL
MUTUAL OF OMAHA GRP	0261	71412	MUTUAL OF OMAHA INSURANCE COMPANY	NE
	0261	12254	OMAHA INDEMNITY COMPANY THE	WI
	0261	69868	UNITED OF OMAHA LIFE INSURANCE COMPANY	NE
	0261	72850	UNITED WORLD LIFE INSURANCE COMPANY	NE
CANAL GRP	0262	10464	CANAL INSURANCE COMPANY	SC
HealthMarkets Grp	0264	61832	CHESAPEAKE LIFE INSURANCE COMPANY THE	OK
	0264	92908	HEALTHMARKETS INSURANCE COMPANY	OK
	0264	97055	MEGA LIFE AND HEALTH INSURANCE COMPANY THE	OK
	0264	66087	MIDWEST NATIONAL LIFE INSURANCE COMPANY OF TENNESSEE	TX
GRANGE MUT CAS GRP	0267	10322	GRANGE INDEMNITY INSURANCE COMPANY	OH
	0267	71218	GRANGE LIFE INSURANCE COMPANY	OH
	0267	14060	GRANGE MUTUAL CASUALTY COMPANY	OH
	0267	40118	TRUSTGARD INSURANCE COMPANY	OH
PENNSYLVANIA NATL INS GRP	0271	14990	PENNSYLVANIA NATIONAL MUTUAL CASUALTY INSURANCE COMPANY	PA
WORKMENS GRP	0273	13250	WORKMENS AUTO INSURANCE COMPANY	CA
TRUSTMARK INS CO GRP	0276	61425	TRUSTMARK INSURANCE COMPANY	IL
	0276	62863	TRUSTMARK LIFE INSURANCE COMPANY	IL
AUTO OWNERS GRP	0280	18988	AUTO OWNERS INSURANCE COMPANY	MI
	0280	61190	AUTO OWNERS LIFE INSURANCE COMPANY	MI
	0280	26638	HOME-OWNERS INSURANCE COMPANY	MI
	0280	32700	OWNERS INSURANCE COMPANY	OH
	0280	32905	PROPERTY-OWNERS INSURANCE COMPANY	IN
JM FAMILY GRP	0281	26492	COURTESY INSURANCE COMPANY	FL
	0281	89958	J M I C LIFE INSURANCE COMPANY	FL
PHILADELPHIA UNITED GRP	0287	67792	PHILADELPHIA UNITED LIFE INSURANCE COMPANY	PA
LIBERTY NATL GRP	0290	60577	AMERICAN INCOME LIFE INSURANCE CO	IN
	0290	91472	GLOBE LIFE AND ACCIDENT INSURANCE COMPANY	NE
	0290	65331	LIBERTY NATIONAL LIFE INSURANCE COMPANY	NE
	0290	92916	UNITED AMERICAN INSURANCE COMPANY	NE
	0290	94099	UNITED INVESTORS LIFE INSURANCE COMPANY	MO
MOTORISTS MUT	0291	13331	AMERICAN HARDWARE MUTUAL INSURANCE COMPANY	OH
	0291	14338	IOWA MUTUAL INSURANCE COMPANY	IA
HORACE MANN GRP	0300	22578	HORACE MANN INSURANCE COMPANY	IL
	0300	64513	HORACE MANN LIFE INSURANCE COMPANY	IL
	0300	22756	HORACE MANN PROPERTY & CASUALTY INSURANCE COMPANY	CA
	0300	22683	TEACHERS INSURANCE COMPANY	IL
GUIDEONE INS GRP	0303	42331	GUIDEONE AMERICA INSURANCE COMPANY	IA
	0303	42803	GUIDEONE ELITE INSURANCE COMPANY	IA
	0303	15032	GUIDEONE MUTUAL INSURANCE COMPANY	IA
	0303	14559	GUIDEONE SPECIALTY MUTUAL INSURANCE COMPANY	IA
PRUDENTIAL OF AMER GRP	0304	79227	PRUCO LIFE INSURANCE COMPANY	AZ
	0304	86630	PRUDENTIAL ANNUITIES LIFE ASSURANCE CORPORATION	CT
	0304	68241	PRUDENTIAL INSURANCE COMPANY OF AMERICA THE	NJ
	0304	93629	PRUDENTIAL RETIREMENT INSURANCE AND ANNUITY COMPANY	CT
CUNA MUT GRP	0306	29114	CMG MORTGAGE ASSURANCE COMPANY	WI
	0306	40266	CMG MORTGAGE INSURANCE COMPANY	WI
	0306	10847	CUMIS INSURANCE SOCIETY INC	IA
	0306	62626	CUNA MUTUAL INSURANCE SOCIETY	IA
	0306	86126	MEMBERS LIFE INSURANCE COMPANY	IA
Philadelphia Contributionship GRP	0308	11282	GERMANTOWN INSURANCE COMPANY	PA
Main Street Amer Grp	0311	14788	NGM INSURANCE COMPANY	FL
IAC GRP	0312	81779	INDIVIDUAL ASSURANCE COMPANY LIFE HEALTH & ACCIDENT	MO
AEGIS GRP	0313	33898	AEGIS SECURITY INSURANCE COMPANY	PA
	0313	17965	AMERICAN SENTINEL INSURANCE COMPANY	PA
INDUSTRIAL ALLIANCE GRP	0315	84514	INDUSTRIAL ALLIANCE PACIFIC INSURANCE AND FINANCIAL SERVICES INC	WA
	0315	91693	UNITED FAMILY LIFE INSURANCE COMPANY	GA
AON CORP GRP	0317	43460	FFG INSURANCE COMPANY	TX
AMERICAN FIDELITY CORP GRP	0330	60410	AMERICAN FIDELITY ASSURANCE COMPANY	OK

INSURANCE GROUPS (GROUP CODE ORDER)

GROUP NAME	GROUP CODE	COMPANY CODE	COMPANY NAME	STATE OF DOMICILE
AMERICAN FIDELITY CORP GRP	0330	60801	AMERICAN PUBLIC LIFE INSURANCE COMPANY	OK
PRINCIPAL FIN GRP	0332	61271	PRINCIPAL LIFE INSURANCE COMPANY	IA
	0332	71161	PRINCIPAL NATIONAL LIFE INSURANCE COMPANY	IA
ZENITH NATL INS GRP	0336	13269	ZENITH INSURANCE COMPANY	CA
STEWART TITLE GRP	0340	50156	NATIONAL LAND TITLE INSURANCE COMPANY	IL
	0340	50121	STEWART TITLE GUARANTY COMPANY	TX
CHURCH PENSION FUND GRP	0344	10669	CHURCH INSURANCE CO THE	NY
	0344	61875	CHURCH LIFE INSURANCE CORPORATION	NY
FLORISTS MUT GRP	0349	13978	FLORISTS MUTUAL INSURANCE COMPANY	IL
General Electric Grp	0350	68276	EMPLOYERS REASSURANCE CORPORATION	KS
	0350	32077	HERITAGE CASUALTY INSURANCE COMPANY	IL
	0350	64394	HERITAGE LIFE INSURANCE COMPANY	AZ
	0350	62596	UNION FIDELITY LIFE INSURANCE COMPANY	IL
HSBC Grp	0352	93777	HOUSEHOLD LIFE INSURANCE COMPANY	MI
	0352	28657	HSBC INSURANCE COMPANY OF DELAWARE	DE
AMERICAN MUT SHARE INS CORP GRP	0359	10003	EXCESS SHARE INSURANCE CORPORATION	OH
Munich Re Grp	0361	19720	AMERICAN ALTERNATIVE INSURANCE CORPORATION	DE
	0361	23450	AMERICAN FAMILY HOME INSURANCE COMPANY	FL
	0361	23469	AMERICAN MODERN HOME INSURANCE CO	OH
	0361	65811	AMERICAN MODERN LIFE INSURANCE COMPANY	OH
	0361	38652	AMERICAN MODERN SELECT INSURANCE COMPANY	OH
	0361	41998	AMERICAN SOUTHERN HOME INSURANCE COMPANY	FL
	0361	42722	FIRST MARINE INSURANCE COMPANY	MO
	0361	10227	MUNICH REINSURANCE AMERICA INC	DE
	0361	74365	SOUTHERN PIONEER LIFE INSURANCE COMPANY	AR
	0361	77399	STERLING LIFE INSURANCE COMPANY	IL
PHYSICIANS MUT GRP	0367	72125	PHYSICIANS LIFE INSURANCE COMPANY	NE
	0367	80578	PHYSICIANS MUTUAL INSURANCE COMPANY	NE
AMERICAN FAMILY CORP GRP	0370	60380	AMERICAN FAMILY LIFE ASSURANCE COMPANY OF COLUMBUS	NE
MEDICAL INS OF MD GRP	0377	29017	PROFESSIONALS ADVOCATE INSURANCE COMPANY	MD
PHOENIX COS GRP	0403	60232	AGL LIFE ASSURANCE COMPANY	PA
	0403	93548	PHL VARIABLE INSURANCE COMPANY	CT
	0403	93734	PHOENIX LIFE AND ANNUITY COMPANY	CT
	0403	67814	PHOENIX LIFE INSURANCE COMPANY	NY
AMERICAN NATL FIN GRP	0408	39942	AMERICAN NATIONAL GENERAL INSURANCE COMPANY	MO
	0408	60739	AMERICAN NATIONAL INSURANCE COMPANY	TX
	0408	71773	AMERICAN NATIONAL LIFE INSURANCE COMPANY OF TEXAS	TX
	0408	28401	AMERICAN NATIONAL PROPERTY & CASUALTY COMPANY	MO
	0408	13803	FARM FAMILY CASUALTY INSURANCE COMPANY	NY
	0408	63657	GARDEN STATE LIFE INSURANCE COMPANY	TX
	0408	86355	STANDARD LIFE AND ACCIDENT INSURANCE COMPANY	OK
COLLATERAL HOLDINGS GRP	0421	24350	TRIAD GUARANTY INSURANCE CORPORATION	IL
GUARDIAN LIFE GRP	0429	71714	BERKSHIRE LIFE INSURANCE COMPANY OF AMERICA	MA
	0429	74004	FAMILY SERVICE LIFE INSURANCE COMPANY	TX
	0429	47716	FIRST COMMONWEALTH OF MISSOURI INC	MO
	0429	78778	GUARDIAN INSURANCE & ANNUITY COMPANY INC	DE
	0429	64246	GUARDIAN LIFE INSURANCE COMPANY OF AMERICA	NY
	0429	60003	PARK AVENUE LIFE INSURANCE COMPANY	DE
	0429	77119	SENTINEL AMERICAN LIFE INSURANCE CO	TX
MIDLAND NATL LIFE INS GRP	0431	66044	MIDLAND NATIONAL LIFE INSURANCE COMPANY	IA
	0431	66974	NORTH AMERICAN COMPANY FOR LIFE AND HEALTH INSURANCE	IA
MEDCO CONTAINMENT SERV GRP	0433	63762	MEDCO CONTAINMENT LIFE INSURANCE COMPANY	PA
MASS MUT LIFE INS GRP	0435	93432	C M LIFE INSURANCE COMPANY	CT
	0435	65935	MASSACHUSETTS MUTUAL LIFE INSURANCE COMPANY	MA
	0435	70416	MML BAY STATE LIFE INSURANCE COMPANY	CT
FINANCIAL HOLDINGS GRP	0449	61999	AMERICO FINANCIAL LIFE AND ANNUITY INSURANCE COMPANY	TX
	0449	90212	GREAT SOUTHERN LIFE INSURANCE COMPANY	TX
	0449	63487	INVESTORS LIFE INSURANCE COMPANY OF NORTH AMERICA	TX
	0449	66540	NATIONAL FARMERS UNION LIFE INSURANCE COMPANY	TX
	0449	67180	OHIO STATE LIFE INSURANCE COMPANY THE	TX
	0449	87645	UNITED FIDELITY LIFE INSURANCE COMPANY	TX
GENEVE HOLDINGS INC GRP	0450	26581	INDEPENDENCE AMERICAN INSURANCE COMPANY	DE
	0450	65781	MADISON NATIONAL LIFE INSURANCE COMPANY INC	WI
	0450	69078	STANDARD SECURITY LIFE INSURANCE COMPANY OF NEW YORK	NY
FIDELITY SECURITY GRP	0451	71870	FIDELITY SECURITY LIFE INSURANCE COMPANY	MO
SECURITY NATL GRP	0454	61573	CAPITAL RESERVE LIFE INSURANCE COMPANY	MO
	0454	69485	SECURITY NATIONAL LIFE INSURANCE COMPANY	UT
ARGONAUT GRP	0457	19860	ARGONAUT GREAT CENTRAL INSURANCE CO	IL
	0457	19801	ARGONAUT INSURANCE COMPANY	IL
	0457	19828	ARGONAUT MIDWEST INSURANCE COMPANY	IL
	0457	35505	ROCKWOOD CASUALTY INSURANCE COMPANY	PA
PROTECTIVE LIFE INS GRP	0458	35769	LYNDON PROPERTY INSURANCE COMPANY	MO
	0458	88536	PROTECTIVE LIFE AND ANNUITY INSURANCE COMPANY	AL
	0458	68136	PROTECTIVE LIFE INSURANCE COMPANY	TN
	0458	70335	WEST COAST LIFE INSURANCE COMPANY	NE

INSURANCE GROUPS (GROUP CODE ORDER)

GROUP NAME	GROUP CODE	COMPANY CODE	COMPANY NAME	STATE OF DOMICILE
Aegon US Holding Grp	0468	79022	MERRILL LYNCH LIFE INSURANCE COMPANY	AR
	0468	66281	MONUMENTAL LIFE INSURANCE COMPANY	IA
	0468	10952	STONEBRIDGE CASUALTY INSURANCE COMPANY	OH
	0468	65021	STONEBRIDGE LIFE INSURANCE COMPANY	VT
	0468	70688	TRANSAMERICA FINANCIAL LIFE INSURANCE COMPANY	NY
	0468	86231	TRANSAMERICA LIFE INSURANCE COMPANY	IA
	0468	91413	WESTERN RESERVE LIFE ASSURANCE COMPANY OF OHIO	OH
Wells Fargo Grp	0471	42765	CENTURION CASUALTY COMPANY	IA
	0471	62383	CENTURION LIFE INSURANCE COMPANY	IA
	0471	39039	RURAL COMMUNITY INSURANCE COMPANY	MN
AMERICAN FAMILY INS GRP	0473	60399	AMERICAN FAMILY LIFE INSURANCE COMPANY	WI
	0473	19275	AMERICAN FAMILY MUTUAL INSURANCE COMPANY	WI
	0473	19283	AMERICAN STANDARD INSURANCE COMPANY OF WISCONSIN	WI
FCCI MUT INS GRP	0474	10178	FCCI INSURANCE COMPANY	FL
	0474	32506	MONROE GUARANTY INSURANCE COMPANY	IN
	0474	20141	NATIONAL TRUST INSURANCE COMPANY	TN
Renaissance Hlth Serv Corp Grp	0477	94587	RENAISSANCE LIFE & HEALTH INSURANCE COMPANY	IN
	0477	61700	RENAISSANCE LIFE & HEALTH INSURANCE COMPANY OF AMERICA	DE
IFG CO GRP	0479	11177	FIRST FINANCIAL INSURANCE COMPANY	IL
WISCONSIN RE GRP	0490	44725	1ST AUTO & CASUALTY INSURANCE COMPANY	WI
Alleghany Grp	0501	10472	CAPITOL INDEMNITY CORPORATION	WI
	0501	16624	DARWIN NATIONAL ASSURANCE COMPANY	DE
	0501	20419	HOMESITE INDEMNITY COMPANY	KS
	0501	18619	PLATTE RIVER INSURANCE COMPANY	NE
	0501	22314	RSUI INDEMNITY COMPANY	NH
NATIONAL GRP	0508	10801	FORTRESS INSURANCE COMPANY	IL
NAVIGATORS GRP	0510	42307	NAVIGATORS INSURANCE COMPANY	NY
IOWA FARM BUREAU GRP	0513	62510	EQUITRUST LIFE INSURANCE COMPANY	IA
	0513	13773	FARM BUREAU MUTUAL INSURANCE COMPANY	IA
	0513	27871	WESTERN AGRICULTURAL INSURANCE COMPANY	IA
MISSOURI FARM BUREAU GRP	0514	63118	FARM BUREAU LIFE INSURANCE COMPANY OF MISSOURI	MO
	0514	12345	FARM BUREAU NEW HORIZONS INSURANCE COMPANY OF MISSOURI	MO
	0514	26859	FARM BUREAU TOWN & COUNTRY INS CO OF MO	MO
HANNOVER GRP	0517	20532	CLARENDON NATIONAL INSURANCE COMPANY	NJ
	0517	41343	GERLING AMERICA INSURANCE COMPANY	NY
	0517	21806	HARBOR SPECIALTY INSURANCE COMPANY	NJ
GRINNELL MUT GRP	0518	14117	GRINNELL MUTUAL REINSURANCE COMPANY	IA
	0518	16144	GRINNELL SELECT INSURANCE COMPANY	IA
NEW ERA LIFE GRP	0520	69698	NEW ERA LIFE INSURANCE COMPANY OF THE MIDWEST	TX
	0520	67784	PHILADELPHIA AMERICAN LIFE INSURANCE COMPANY	TX
PAN AMER LIFE GRP	0525	93459	PAN AMERICAN ASSURANCE COMPANY	LA
	0525	67539	PAN-AMERICAN LIFE INSURANCE COMPANY	LA
MAXIMUM CORP GRP	0526	61735	CENTRAL SECURITY LIFE INSURANCE CO	TX
MBIA GRP	0528	20877	CAPITAL MARKETS ASSURANCE CORPORATION	NY
	0528	23825	MBIA INSURANCE CORP. OF ILLINOIS	IL
	0528	12041	MBIA INSURANCE CORPORATION	NY
CAMERON MUT GRP	0532	15725	CAMERON MUTUAL INSURANCE COMPANY	MO
	0532	42498	CAMERON NATIONAL INSURANCE COMPANY	MO
COLUMBIAN LIFE GRP	0535	76023	COLUMBIAN LIFE INSURANCE COMPANY	IL
	0535	62103	COLUMBIAN MUTUAL LIFE INSURANCE CO	NY
BCBS OF KC GRP	0537	47171	BLUE CROSS AND BLUE SHIELD OF KANSAS CITY	MO
	0537	47171	BLUE CROSS AND BLUE SHIELD OF KANSAS CITY	MO
	0537	10753	BLUE-ADVANTAGE PLUS OF KANSAS CITY INC D/B/A BLUE-ADVANTAGE PLUS	MO
	0537	95315	GOOD HEALTH HMO INC DBA BLUE-CARE INC	MO
	0537	76040	MISSOURI VALLEY LIFE AND HEALTH INSURANCE COMPANY	MO
INDIANA FARM BUREAU Grp	0542	10022	COUNTRYWAY INSURANCE COMPANY	NY
	0542	69922	UNITED HOME LIFE INSURANCE COMPANY	IN
SUN LIFE ASSUR CO OF CN GRP	0549	64602	INDEPENDENCE LIFE AND ANNUITY COMPANY	RI
	0549	68047	PROFESSIONAL INSURANCE COMPANY	TX
	0549	80926	SUN LIFE AND HEALTH INSURANCE COMPANY (US)	CT
	0549	80802	SUN LIFE ASSURANCE COMPANY OF CANADA	MI
	0549	79065	SUN LIFE ASSURANCE OF CANADA (US)	DE
Arrowpoint Capital Grp	0553	24678	ARROWOOD INDEMNITY COMPANY	DE
COMMERCIAL TRAVELERS GRP	0560	81426	COMMERCIAL TRAVELERS MUTUAL INSURANCE COMPANY	NY
	0560	81442	MONITOR LIFE INSURANCE COMPANY OF NEW YORK	NY
UNUMPROVIDENT CORP GRP	0565	62049	COLONIAL LIFE & ACCIDENT INS CO	SC
	0565	67598	PAUL REVERE LIFE INSURANCE COMPANY	MA
	0565	67601	PAUL REVERE VARIABLE ANNUITY INSURANCE COMPANY THE	MA
	0565	68195	PROVIDENT LIFE AND ACCIDENT INSURANCE COMPANY	TN
	0565	68209	PROVIDENT LIFE AND CASUALTY INSURANCE COMPANY	TN
	0565	62235	UNUM LIFE INSURANCE COMPANY OF AMERICA	ME
FARMERS MUT HAIL INS GRP	0569	13897	FARMERS MUTUAL HAIL INSURANCE COMPANY OF IOWA	IA
	0569	16381	FARMERS UNION COOPERATIVE INSURANCE COMPANY	IA
BCBS OF MI GRP	0572	12304	ACCIDENT FUND GENERAL INSURANCE COMPANY	MI
	0572	10166	ACCIDENT FUND INSURANCE COMPANY OF AMERICA	MI

INSURANCE GROUPS (GROUP CODE ORDER)

GROUP NAME	GROUP CODE	COMPANY CODE	COMPANY NAME	STATE OF DOMICILE
BCBS OF MI GRP	0572	12305	ACCIDENT FUND NATIONAL INSURANCE COMPANY	MI
	0572	77720	LIFESECURE INSURANCE COMPANY	MI
	0572	29157	UNITED WISCONSIN INSURANCE COMPANY	WI
AMERCO CORP GRP	0574	61859	CHRISTIAN FIDELITY LIFE INSURANCE CO	TX
	0574	68349	NORTH AMERICAN INSURANCE COMPANY	WI
	0574	76112	OXFORD LIFE INSURANCE COMPANY	AZ
	0574	31089	REPUBLIC WESTERN INSURANCE COMPANY	AZ
BOSTON MUT GRP	0581	61476	BOSTON MUTUAL LIFE INSURANCE COMPANY	MA
ATLANTIC AMER GRP	0587	10235	AMERICAN SOUTHERN INSURANCE COMPANY	KS
	0587	61239	BANKERS FIDELITY LIFE INSURANCE CO	GA
KANSAS CITY LIFE INS GRP	0588	65129	KANSAS CITY LIFE INSURANCE COMPANY	MO
	0588	67199	OLD AMERICAN INSURANCE COMPANY	MO
	0588	69272	SUNSET LIFE INSURANCE COMPANY OF AMERICA	MO
AMERICAN CONTRACTORS INS GRP	0594	19984	ACIG INSURANCE COMPANY	IL
KAISER FOUNDATION GRP	0601	60053	KAISER PERMANENTE INSURANCE COMPANY	CA
GERLING GLOBAL RE GRP	0604	32190	CONSTITUTION INSURANCE COMPANY	NY
Citizens Grp	0612	71463	CICA LIFE INSURANCE COMPANY OF AMERICA	CO
BENEFICIAL LIFE GRP	0615	61395	BENEFICIAL LIFE INSURANCE COMPANY	UT
OneAmerica Fin Partners Grp	0619	60895	AMERICAN UNITED LIFE INSURANCE CO	IN
	0619	67911	PIONEER MUTUAL LIFE INSURANCE COMPANY	ND
	0619	69116	STATE LIFE INSURANCE COMPANY	IN
Health Net Inc Grp	0623	66141	HEALTH NET LIFE INSURANCE COMPANY	CA
Ace Ltd Grp	0626	22667	ACE AMERICAN INSURANCE COMPANY	PA
	0626	20702	ACE FIRE UNDERWRITERS INSURANCE COMPANY	PA
	0626	10030	ACE INDEMNITY INSURANCE COMPANY	IA
	0626	60348	ACE LIFE INSURANCE COMPANY	CT
	0626	20699	ACE PROPERTY AND CASUALTY INSURANCE COMPANY	PA
	0626	30180	ASSURED GUARANTY CORP	MD
	0626	20591	BANKERS STANDARD FIRE & MARINE CO	PA
	0626	18279	BANKERS STANDARD INSURANCE COMPANY	PA
	0626	62146	COMBINED INSURANCE CO OF AMERICA	IL
	0626	43575	INDEMNITY INSURANCE COMPANY OF NORTH AMERICA	PA
	0626	22713	INSURANCE COMPANY OF NORTH AMERICA	PA
	0626	22748	PACIFIC EMPLOYERS INSURANCE COMPANY	PA
	0626	21121	WESTCHESTER FIRE INSURANCE COMPANY	NY
INVESTORS TITLE GRP	0627	50369	INVESTORS TITLE INSURANCE COMPANY	NC
	0627	50377	NORTHEAST INVESTORS TITLE INSURANCE COMPANY	SC
National Life GRP	0634	65528	LIFE INSURANCE COMPANY OF THE SOUTHWEST	TX
	0634	66680	NATIONAL LIFE INSURANCE COMPANY	VT
FIRST TOWER GRP	0641	10170	AMERICAN FEDERATED INSURANCE COMPANY	MS
	0641	98736	AMERICAN FEDERATED LIFE INSURANCE COMPANY	MS
MERCURY GEN GRP	0660	16810	AMERICAN MERCURY INSURANCE COMPANY	OK
BCBS OF SC Grp	0661	10794	COMPANION COMMERCIAL INSURANCE COMPANY	SC
	0661	77828	COMPANION LIFE INSURANCE COMPANY	SC
	0661	12157	COMPANION PROPERTY AND CASUALTY INSURANCE COMPANY	SC
ZALE CORP GRP	0669	30325	ZALE INDEMNITY COMPANY	TX
	0669	71323	ZALE LIFE INSURANCE COMPANY	AZ
FIDELITY NATL FIN GRP	0670	50229	CHICAGO TITLE INSURANCE COMPANY	NE
	0670	25180	FIDELITY NATIONAL INSURANCE COMPANY	CA
	0670	16578	FIDELITY NATIONAL PROPERTY AND CASUALTY INSURANCE COMPANY	NY
	0670	51586	FIDELITY NATIONAL TITLE INSURANCE CO	CA
	0670	50857	SECURITY UNION TITLE INSURANCE COMPANY	CA
	0670	50067	TICOR TITLE INSURANCE COMPANY	CA
	0670	51535	TICOR TITLE INSURANCE COMPANY OF FLORIDA	NE
Wellpoint Inc Grp	0671	28207	ANTHEM INSURANCE COMPANIES INC	IN
	0671	61069	ANTHEM LIFE INSURANCE COMPANY	IN
	0671	96475	HEALTHLINK HMO INC DBA HEALTHLINK HMO	MO
	0671	78972	HEALTHY ALLIANCE LIFE INSURANCE CO	MO
	0671	95358	HMO MISSOURI INC DBA ANTHEM BLUE CROSS AND BLUE SHIELD	MO
	0671	85286	ONENATION INSURANCE COMPANY	IN
	0671	80314	UNICARE LIFE & HEALTH INSURANCE COMPANY	IN
Philadelphia Consolidated Holding Grp	0677	18058	PHILADELPHIA INDEMNITY INSURANCE COMPANY	PA
AMERISAFE GRP	0680	31895	AMERICAN INTERSTATE INSURANCE COMPANY	LA
GUARANTEE TRUST GRP	0687	64211	GUARANTEE TRUST LIFE INSURANCE CO	IL
	0687	92703	UNITED NATIONAL LIFE INSURANCE COMPANY OF AMERICA	IL
BANKERS INS GRP	0689	33162	BANKERS INSURANCE COMPANY	FL
	0689	81043	BANKERS LIFE INSURANCE COMPANY	FL
CENTRAL STATES GRP	0690	11499	CENSTAT CASUALTY COMPANY	NE
	0690	61751	CENTRAL STATE HEALTH & LIFE INS CO OF OMAHA	NE
VAN ENT GRP	0697	37060	OLD UNITED CASUALTY COMPANY	KS
	0697	76007	OLD UNITED LIFE INSURANCE COMPANY	AZ
OHIO NATL LIFE GRP	0704	89206	OHIO NATIONAL LIFE ASSURANCE CORPORATION	OH
	0704	67172	OHIO NATIONAL LIFE INSURANCE COMPANY THE	OH
UNITEDHEALTH GRP	0707	97179	AMERICAN MEDICAL SECURITY LIFE INSURANCE COMPANY	WI
	0707	52053	DENTAL BENEFIT PROVIDERS OF ILLINOIS	IL

INSURANCE GROUPS (GROUP CODE ORDER)

GROUP NAME	GROUP CODE	COMPANY CODE	COMPANY NAME	STATE OF DOMICILE
UNITEDHEALTH GRP	0707	62286	GOLDEN RULE INSURANCE COMPANY	IN
	0707	60321	MAMSI LIFE AND HEALTH INSURANCE COMPANY	MD
	0707	79480	MIDWEST SECURITY LIFE INSURANCE COMPANY	WI
	0707	70785	PACIFICARE LIFE AND HEALTH INSURANCE COMPANY	IN
	0707	71420	SIERRA HEALTH & LIFE INSURANCE COMPANY INC	CA
	0707	91529	UNIMERICA INSURANCE COMPANY	WI
	0707	79413	UNITED HEALTHCARE INSURANCE COMPANY	CT
	0707	96385	UNITED HEALTHCARE OF THE MIDWEST INC	MO
PACIFIC LIFE GRP	0709	97268	PACIFIC LIFE & ANNUITY COMPANY	AZ
	0709	67466	PACIFIC LIFE INSURANCE COMPANY	NE
MEDICAL MUT OF OH GRP	0730	62375	CONSUMERS LIFE INSURANCE COMPANY	OH
NLASCO GRP	0732	19623	AMERICAN SUMMIT INSURANCE COMPANY	TX
	0732	15474	NATIONAL LLOYDS INSURANCE COMPANY	TX
Meadowbrook Ins Grp	0748	21903	PROCENTURY INSURANCE COMPANY	TX
	0748	16551	SAVERS PROPERTY & CASUALTY INSURANCE COMPANY	MO
	0748	18023	STAR INSURANCE COMPANY	MI
SCOR GRP	0749	39322	GENERAL SECURITY NATIONAL INSURANCE COMPANY	NY
	0749	64939	INVESTORS INSURANCE CORPORATION	DE
	0749	87017	SCOR GLOBAL LIFE RE INSURANCE COMPANY OF TEXAS	TX
	0749	64688	SCOR GLOBAL LIFE US RE INSURANCE COMPANY	TX
CENTRAL BENEFITS GRP	0759	63541	CENTRAL BENEFITS NATIONAL LIFE INS CO	OH
ALLIANZ INS GRP	0761	35300	ALLIANZ GLOBAL RISKS US INSURANCE COMPANY	CA
	0761	69604	ALLIANZ LIFE AND ANNUITY COMPANY	MN
	0761	64190	ALLIANZ LIFE INSURANCE COMPANY OF NEW YORK	NY
	0761	90611	ALLIANZ LIFE INSURANCE COMPANY OF NORTH AMERICA	MN
	0761	36420	ALLIANZ UNDERWRITERS INSURANCE COMPANY	CA
	0761	21849	AMERICAN AUTOMOBILE INSURANCE COMPANY	MO
	0761	21857	AMERICAN INSURANCE COMPANY THE	OH
	0761	21865	ASSOCIATED INDEMNITY CORPORATION	CA
	0761	22810	CHICAGO INSURANCE COMPANY	IL
	0761	20516	EULER HERMES AMERICAN CREDIT INDEMNITY COMPANY	MD
	0761	21873	FIREMANS FUND INSURANCE COMPANY	CA
	0761	22837	INTERSTATE INDEMNITY COMPANY	IL
	0761	11630	JEFFERSON INSURANCE COMPANY	NY
	0761	21881	NATIONAL SURETY CORPORATION	IL
Radian Grp	0766	30872	AMERIN GUARANTY CORPORATION	IL
	0766	36250	RADIAN ASSET ASSURANCE INC	NY
	0766	33790	RADIAN GUARANTY INC	PA
Pennsylvania Manufacturers Grp	0767	36897	MANUFACTURERS ALLIANCE INSURANCE COMPANY	PA
	0767	12262	PENNSYLVANIA MANUFACTURERS ASSOCIATION INSURANCE COMPANY	PA
	0767	41424	PENNSYLVANIA MANUFACTURERS INDEMNITY COMPANY	PA
GREAT WEST GRP	0769	80659	CANADA LIFE ASSURANCE COMPANY	MI
	0769	81060	CANADA LIFE INSURANCE COMPANY OF AMERICA	MI
	0769	80705	GREAT WEST LIFE ASSURANCE COMPANY	CO
	0769	68322	GREAT-WEST LIFE & ANNUITY INSURANCE COMPANY	CO
	0769	76694	LONDON LIFE REINSURANCE COMPANY	PA
Wellmark Inc Grp	0770	83607	WELLMARK COMMUNITY INSURANCE INC	IA
PHARMACISTS MUT GRP	0775	90247	PHARMACISTS LIFE INSURANCE COMPANY, THE	IA
	0775	13714	PHARMACISTS MUTUAL INSURANCE COMPANY	IA
UNION LABOR GRP	0781	37893	ULLICO CASUALTY COMPANY	DE
	0781	86371	ULLICO LIFE INSURANCE COMPANY	TX
	0781	69744	UNION LABOR LIFE INSURANCE COMPANY	MD
RLI INS GRP	0783	28860	RLI INDEMNITY COMPANY	IL
	0783	13056	RLI INSURANCE COMPANY	IL
MARKEL CORP GRP	0785	37184	DEERFIELD INSURANCE COMPANY	IL
	0785	28932	MARKEL AMERICAN INSURANCE COMPANY	VA
	0785	38970	MARKEL INSURANCE COMPANY	IL
UNITY MUT GRP	0786	63819	UNITY FINANCIAL LIFE INSURANCE COMPANY	PA
	0786	70114	UNITY MUTUAL LIFE INSURANCE COMPANY	NY
QBE INS GRP	0796	24503	BLUE RIDGE INSURANCE COMPANY	WI
	0796	30589	CAPITAL CITY INSURANCE COMPANY INC	SC
	0796	24414	GENERAL CASUALTY COMPANY OF WISCONSIN	WI
	0796	18821	GENERAL CASUALTY INSURANCE COMPANY	WI
	0796	16217	NATIONAL FARMERS UNION PROPERTY & CASUALTY COMPANY	CO
	0796	27740	NORTH POINTE INSURANCE COMPANY	MI
	0796	37257	PRAETORIAN INSURANCE COMPANY	IL
	0796	39217	QBE INSURANCE CORPORATION	PA
	0796	37303	REDLAND INSURANCE COMPANY	NJ
	0796	24449	REGENT INSURANCE COMPANY	WI
	0796	21776	UNITED SECURITY INSURANCE COMPANY	CO
DIRECTORS INVESTMENT GRP	0801	99775	FUNERAL DIRECTORS LIFE INSURANCE CO	TX
COLUMBIA INS GRP	0807	40371	COLUMBIA MUTUAL INSURANCE COMPANY	MO
	0807	19640	COLUMBIA NATIONAL INSURANCE COMPANY	NE
PENN TREATY AMER GRP	0810	81078	AMERICAN NETWORK INSURANCE COMPANY	PA
	0810	63282	PENN TREATY NETWORK AMERICA INSURANCE COMPANY	PA

INSURANCE GROUPS (GROUP CODE ORDER)

GROUP NAME	GROUP CODE	COMPANY CODE	COMPANY NAME	STATE OF DOMICILE	
HIGHMARK GRP	0812	35599	HIGHMARK CASUALTY INSURANCE COMPANY	PA	
	0812	71768	HM HEALTH INSURANCE COMPANY	PA	
	0812	93440	HM LIFE INSURANCE COMPANY	PA	
	0812	96150	UNITED CONCORDIA DENTAL PLANS MIDWEST INC	MI	
	0812	62294	UNITED CONCORDIA LIFE AND HEALTH INSURANCE COMPANY	PA	
COMMERCE INC GRP	0816	19941	AMERICAN COMMERCE INSURANCE COMPANY	OH	
AON SERV GRP	0821	20931	ATLANTA INTERNATIONAL INSURANCE CO	NY	
NEW YORK LIFE GRP	0826	91596	NEW YORK LIFE INSURANCE AND ANNUITY CORPORATION	DE	
	0826	66915	NEW YORK LIFE INSURANCE COMPANY	NY	
	0826	81353	NYLIFE INSURANCE COMPANY OF ARIZONA	AZ	
GUARD INS CO GRP	0828	42390	AMGUARD INSURANCE COMPANY	PA	
	0828	14702	EASTGUARD INSURANCE COMPANY	PA	
	0828	31470	NORGUARD INSURANCE COMPANY	PA	
DOCTORS CO GRP	0831	39152	AMERICAN HEALTHCARE INDEMNITY COMPANY	DE	
	0831	34495	DOCTORS COMPANY AN INTERINS EXCHANGE	CA	
	0831	35602	OHIC INSURANCE COMPANY	OH	
	0831	41050	UNDERWRITER FOR THE PROFESSIONS INSURANCE COMPANY	CO	
WEST SOUTHERN GRP	0836	99937	COLUMBUS LIFE INSURANCE COMPANY	OH	
	0836	74780	INTEGRITY LIFE INSURANCE COMPANY	OH	
	0836	65242	LAFAYETTE LIFE INSURANCE COMPANY THE	IN	
	0836	70483	WESTERN AND SOUTHERN LIFE INSURANCE COMPANY	OH	
	0836	92622	WESTERN SOUTHERN LIFE ASSURANCE COMPANY	OH	
WESTBRIDGE CAPITAL GRP	0839	62324	FREEDOM LIFE INSURANCE COMPANY OF AMERICA	TX	
	0839	98205	NATIONAL FOUNDATION LIFE INSURANCE COMPANY	TX	
	PENN MUT GRP	0850	93262	PENN INSURANCE AND ANNUITY COMPAY THE	DE
0850		67644	PENN MUTUAL LIFE INSURANCE COMPANY THE	PA	
PUBLIC SERV GRP	0853	15059	PUBLIC SERVICE MUTUAL INSURANCE COMPANY	NY	
MILLERS FIRST INS CO GRP	0855	40185	MILLERS CLASSIFIED INSURANCE COMPANY	WI	
	0855	14583	MILLERS FIRST INSURANCE COMANY	IL	
NORTHWESTERN MUT GRP	0860	69000	NORTHWESTERN LONG TERM CARE INSURANCE COMPANY	WI	
	0860	67091	NORTHWESTERN MUTUAL LIFE INSURANCE COMPANY	WI	
HOSPITAL SERV GRP	0861	10686	MEDICAL LIABILITY ALLIANCE	MO	
	0861	27642	MISSOURI HOSPITAL PLAN	MO	
INTER AMER GRP	0863	92649	AMERICAN UNDERWRITERS LIFE INSURANCE COMPANY	AZ	
	0863	94447	CENTURY LIFE ASSURANCE COMPANY	OK	
WESTERN WORLD GRP Baldwin & Lyons Grp	0866	40436	STRATFORD INSURANCE COMPANY	NH	
	0867	12416	PROTECTIVE INSURANCE COMPANY	IN	
	0867	40460	SAGAMORE INSURANCE COMPANY	IN	
MINNESOTA MUT GRP	0869	61824	CHEROKEE NATIONAL LIFE INSURANCE COMPAN	GA	
	0869	30112	CNL/INSURANCE AMERICA INC	GA	
	0869	66168	MINNESOTA LIFE INSURANCE COMPANY	MN	
	0869	10054	SECURIAN CASUALTY COMPANY	MN	
	0869	93742	SECURIAN LIFE INSURANCE COMPANY	MN	
SECURITY BENEFIT GRP	0870	68675	SECURITY BENEFIT LIFE INSURANCE COMPANY	KS	
BANNER LIFE GRP	0872	94250	BANNER LIFE INSURANCE COMPANY	MD	
ARKANSAS BCBS GRP	0876	94358	USABLE LIFE	AR	
TRANS WORLD ASR GRP	0896	69566	TRANS WORLD ASSURANCE COMPANY	CA	
CIGNA HLTH GRP	0901	67369	ALTA HEALTH & LIFE INSURANCE COMPANY	IN	
	0901	11160	CIGNA DENTAL HEALTH OF MISSOURI INC	MO	
	0901	95209	CIGNA HEALTHCARE OF OHIO INC D/B/A CIGNA HEALTHCARE OF KANSAS/MISSOURI	OH	
	0901	95635	CIGNA HEALTHCARE OF ST LOUIS INC	MO	
	0901	64548	CIGNA LIFE INSURANCE COMPANY OF NEW YORK	NY	
	0901	62308	CONNECTICUT GENERAL LIFE INS CO	CT	
	0901	65498	LIFE INSURANCE COMPANY OF NORTH AMERICA	PA	
	JOHN HANCOCK GRP	0904	93610	JOHN HANCOCK LIFE & HEALTH INSURANCE COMPANY	DE
		0904	65099	JOHN HANCOCK LIFE INSURANCE COMPANY	MA
		0904	65838	JOHN HANCOCK LIFE INSURANCE COMPANY (USA)	MI
0904		90204	JOHN HANCOCK VARIABLE LIFE INSURANCE COMPANY	MA	
HCSC GRP	0917	84786	COLORADO BANKERS LIFE INS CO	CO	
	0917	71129	FORT DEARBORN LIFE INSURANCE COMPANY	IL	
	0917	78611	HCSC INSURANCE SERVICES COMPANY	IL	
	0917	70670	HEALTH CARE SERVICE CORPORATION	IL	
JACKSON NATL GRP	0918	65056	JACKSON NATIONAL LIFE INSURANCE COMPANY	MI	
UNITED NATL GRP	0920	42048	DIAMOND STATE INSURANCE COMPANY	IN	
	0920	11445	UNITED NATIONAL CASUALTY INSURANCE COMPANY	IN	
	0920	41335	UNITED NATIONAL SPECIALTY INSURANCE COMPANY	WI	
	0922	27847	INSURANCE COMPANY OF THE WEST	CA	
ICW GRP	0930	23671	NATIONAL AMERICAN INSURANCE COMPANY OF CALIFORNIA	CA	
DHC GRP	0943	60038	ACACIA LIFE INSURANCE CO	DC	
	0943	61301	AMERITAS LIFE INSURANCE CORP	NE	
	0943	80837	UNION CENTRAL LIFE INSURANCE COMPANY	OH	
UNIVERSAL AMER FIN CORP GRP	0953	60763	AMERICAN PIONEER LIFE INSURANCE COMPANY	FL	
	0953	80624	AMERICAN PROGRESSIVE LIFE AND HEALTH INSURANCE COMPANY OF NEW YORK	NY	
	0953	62359	CONSTITUTION LIFE INSURANCE COMPANY	TX	
	0953	71072	MARQUETTE NATIONAL LIFE INSURANCE COMPANY	TX	

INSURANCE GROUPS (GROUP CODE ORDER)

GROUP NAME	GROUP CODE	COMPANY CODE	COMPANY NAME	STATE OF DOMICILE
UNIVERSAL AMER FIN CORP GRP	0953	67660	PENNSYLVANIA LIFE INSURANCE COMPANY	PA
	0953	68284	PYRAMID LIFE INSURANCE COMPANY	KS
	0953	69701	UNION BANKERS INSURANCE COMPANY	TX
ADVANTA INS GRP	0954	33987	ADVANTA INSURANCE COMPANY	AZ
AXA INS GRP	0968	68365	AXA CORPORATE SOLUTIONS LIFE REINSURANCE COMPANY	DE
	0968	62880	AXA EQUITABLE LIFE AND ANNUITY COMPANY	CO
	0968	62944	AXA EQUITABLE LIFE INSURANCE COMPANY	NY
	0968	33022	AXA INSURANCE COMPANY	NY
	0968	16187	AXA RE PROPERTY AND CASUALTY INSURANCE COMPANY	DE
	0968	66370	MONY LIFE INSURANCE COMPANY	NY
	0968	78077	MONY LIFE INSURANCE COMPANY OF AMERICA	AZ
	0968	84530	U S FINANCIAL LIFE INSURANCE COMPANY	OH
FIDELITY INVESTMENT INS & ANN GRP	0981	93696	FIDELITY INVESTMENTS LIFE INS CO	UT
HCC INS HOLDINGS GRP	0984	10216	AMERICAN CONTRACTORS INDEMNITY COMPANY	CA
	0984	10367	AVEMCO INSURANCE COMPANY	MD
	0984	36781	HCC INSURANCE COMPANY	IN
	0984	92711	HCC LIFE INSURANCE COMPANY	IN
	0984	85561	PERICO LIFE INSURANCE COMPANY	DE
	0984	12670	PIONEER GENERAL INSURANCE COMPANY	CO
	0984	29599	U S SPECIALTY INSURANCE COMPANY	TX
MEDMARK INS GRP	1113	22241	MEDMARC CASUALTY INSURANCE COMPANY	VT
MERCER INS GRP	1114	31453	FINANCIAL PACIFIC INSURANCE COMPANY	CA
Harris Ins Holdings Grp	1117	61883	CENTRAL UNITED LIFE INSURANCE COMPANY	AR
	1117	63053	FAMILY LIFE INSURANCE COMPANY	TX
	1117	85189	INVESTORS CONSOLIDATED INSURANCE COMPANY	NH
	1117	65870	MANHATTAN LIFE INSURANCE COMPANY	NY
EVEREST REINS HOLDINGS GRP	1120	10120	EVEREST NATIONAL INSURANCE COMPANY	DE
	1120	26921	EVEREST REINSURANCE COMPANY	DE
RAS DAKOTA GRP	1124	34924	DAKOTA TRUCK UNDERWRITERS	SD
	1124	10351	FIRST DAKOTA INDEMNITY COMPANY	SD
WHITE MOUNTAINS GRP	1129	27154	ATLANTIC SPECIALTY INSURANCE COMPANY	NY
	1129	21946	CAMDEN FIRE INSURANCE ASSOCIATION THE	NJ
	1129	20648	EMPLOYERS FIRE INSURANCE COMPANY	MA
	1129	37915	ESSENTIA INSURANCE COMPANY	MO
	1129	25712	ESURANCE INSURANCE COMPANY	WI
	1129	21741	ESURANCE INSURANCE COMPANY OF NEW JERSEY	WI
	1129	30210	ESURANCE PROPERTY & CASUALTY INSURANCE COMPANY	CA
	1129	38849	HOUSTON GENERAL INSURANCE COMPANY	TX
	1129	38369	NORTHERN ASSURANCE COMPANY OF AMERICA	MA
	1129	20621	ONEBEACON AMERICA INSURANCE COMPANY	MA
	1129	21970	ONEBEACON INSURANCE COMPANY	PA
	1129	21962	PENNSYLVANIA GENERAL INSURANCE COMPANY	PA
	1129	68608	SYMETRA LIFE INSURANCE COMPANY	WA
	1129	90581	SYMETRA NATIONAL LIFE INSURANCE COMPANY	WA
	1129	38776	WHITE MOUNTAINS REINSURANCE COMPANY OF AMERICA	NY
PMI GRP	1135	18732	COMMERCIAL LOAN INSURANCE CORPORATION	WI
	1135	12815	FINANCIAL GUARANTY INSURANCE COMPANY	NY
	1135	10287	PMI INSURANCE CO	AZ
	1135	27251	PMI MORTGAGE INSURANCE COMPANY	AZ
COVENTRY CORP GRP	1137	81000	CAMBRIDGE LIFE INSURANCE COMPANY	MO
	1137	81973	COVENTRY HEALTH AND LIFE INSURANCE COMPANY	DE
	1137	95489	COVENTRY HEALTH CARE OF KANSAS INC	KS
	1137	90328	FIRST HEALTH LIFE & HEALTH INSURANCE COMPANY	TX
	1137	96377	GROUP HEALTH PLAN INC	MO
	1137	95318	HEALTHCARE USA OF MISSOURI LLC	MO
PROMUTUAL GRP	1154	20400	PROSELECT NATIONAL INSURANCE COMPANY INC	AZ
OPTIMUM GRP	1167	65960	WINDSOR LIFE INSURANCE COMPANY	TX
GENERALI GRP	1169	11231	GENERALI U S BRANCH	NY
	1169	97071	GENERALI USA LIFE REASSURANCE COMPANY	MO
Lifetime HlthCare Grp	1186	69515	MEDAMERICA INSURANCE COMPANY	PA
VISION SERV PLAN GRP	1189	32395	VISION SERVICE PLAN INSURANCE COMPANY	MO
WELLCARE GRP	1199	11229	HARMONY HEALTH PLAN OF ILLINOIS INC D/B/A HARMONY HEALTH PLAN OF MISSOURI	IL
	1199	83445	WELLCARE HEALTH INSURANCE OF ARIZONA INC	AZ
	1199	64467	WELLCARE HEALTH INSURANCE OF ILLINOIS	IL
	1199	10155	WELLCARE PRESCRIPTION INSURANCE INC	FL
COX INS GRP	1203	95530	COX HEALTH SYSTEMS HMO INC	MO
	1203	60040	COX HEALTH SYSTEMS INSURANCE COMPANY	MO
GRAY INS GRP	1208	10671	GRAY CASUALTY & SURETY COMPANY THE	LA
	1208	36307	GRAY INSURANCE COMPANY THE	LA
NATIONAL GUARDIAN LIFE INS GRP	1211	66583	NATIONAL GUARDIAN LIFE INSURANCE COMPANY	WI
	1211	97241	SETTLERS LIFE INSURANCE COMPANY	WI
DIRECT GEN GRP	1213	42781	DIRECT GENERAL INSURANCE COMPANY	IN
	1213	97705	DIRECT GENERAL LIFE INSURANCE COMPANY	SC
	1213	71919	DIRECT LIFE INSURANCE COMPANY	GA
	1213	23736	DIRECT NATIONAL INSURANCE COMPANY	AR

INSURANCE GROUPS (GROUP CODE ORDER)

GROUP NAME	GROUP CODE	COMPANY CODE	COMPANY NAME	STATE OF DOMICILE
TIAA FAMILY GRP	1216	69345	TEACHERS INSURANCE AND ANNUITY ASSOCIATION OF AMERICA	NY
	1216	60142	TIAA-CREF LIFE INSURANCE COMPANY	NY
PENN AMER GRP	1218	32859	PENN AMERICA INSURANCE COMPANY	PA
UNITED SECURITY ASSUR GRP	1223	42129	UNITED SECURITY ASSURANCE COMPANY OF PENNSYLVANIA	PA
BAR PLAN GRP	1228	29513	BAR PLAN MUTUAL INSURANCE COMPANY THE	MO
	1228	10966	BAR PLAN SURETY AND FIDELITY COMPANY, THE	MO
RESPONSE INS GRP	1234	43044	RESPONSE INSURANCE COMPANY	CT
	1234	26050	RESPONSE WORLDWIDE INSURANCE COMPANY	CT
	1234	26085	WARNER INSURANCE COMPANY	CT
WEST BEND MUT GRP	1243	15350	WEST BEND MUTUAL INSURANCE COMPANY	WI
AMBAC ASSUR CORP GRP	1248	18708	AMBAC ASSURANCE CORPORATION	WI
	1248	24961	CONNIE LEE INS COMPANY	WI
FORETHOUGHT FIN SERV GRP	1266	91642	FORETHOUGHT LIFE INSURANCE COMPANY	IN
HOSPITAL SERV ASSN OF NEPA GRP	1270	67636	SIGNIFICA INSURANCE GROUP INC	PA
FPIC INS GRP	1272	33383	FIRST PROFESSIONALS INSURANCE COMPANY INC	FL
	1272	10037	INTERLEX INSURANCE COMPANY	MO
	1272	33367	INTERMED INSURANCE COMPANY	MO
Arch Ins Grp	1279	30830	ARCH INDEMNITY INSURANCE COMPANY	NE
	1279	11150	ARCH INSURANCE COMPANY	MO
	1279	10348	ARCH REINSURANCE COMPANY	NE
GREAT WESTERN CO GRP	1280	71480	GREAT WESTERN INSURANCE COMPANY	UT
BANKAMERICA CORP GRP	1281	30007	GENERAL FIDELITY INSURANCE COMPANY	SC
	1281	93521	GENERAL FIDELITY LIFE INSURANCE CO	SC
XL AMER GRP	1285	22322	GREENWICH INSURANCE COMPANY	DE
	1285	24554	XL INSURANCE AMERICA INC	DE
	1285	88080	XL LIFE INSURANCE AND ANNUITY COMPANY	IL
	1285	80586	XL RE LIFE AMERICA INC	CT
	1285	20583	XL REINSURANCE AMERICA INC	NY
	1285	37885	XL SPECIALTY INSURANCE COMPANY	DE
CENTENE CORP GRP	1295	71013	BANKERS RESERVE LIFE INSURANCE COMPANY OF WISCONSIN	WI
	1295	80799	CELTIC INSURANCE COMPANY	IL
FRANKENMUTH MUT GRP	1309	10984	ANSUR AMERICA INSURANCE COMPANY	MI
	1309	10985	FORTUITY INSURANCE COMPANY	MI
	1309	13986	FRANKENMUTH MUTUAL INSURANCE COMPANY	MI
CITIZENS FIN INC GRP	1310	11665	CITIZENS INSURANCE COMPANY	KY
	1310	61921	CITIZENS SECURITY LIFE INS CO	KY
	1310	82694	UNITED LIBERTY LIFE INSURANCE COMPANY	OH
OREGON DENTAL GRP	1313	18813	DENTISTS BENEFITS INSURANCE COMPANY	OR
EXCESS REINS GRP	1316	13722	KNIGHTBROOK INSURANCE COMPANY	DE
Auto Club Enterprises Ins Grp	1318	27235	AUTO CLUB FAMILY INSURANCE COMPANY	MO
	1318	15512	AUTOMOBILE CLUB INTER-INSURANCE EXCHANGE	MO
LITITZ MUT GRP	1319	14400	LITITZ MUTUAL INSURANCE COMPANY	PA
American Farmers & Ranchers Grp	1321	37931	GENERAL FIRE & CASUALTY COMPANY	ID
KINGSWAY GRP	1326	42897	AMERICAN SERVICE INSURANCE COMPANY	IL
	1326	33855	LINCOLN GENERAL INSURANCE COMPANY	PA
	1326	22454	MENDAKOTA INSURANCE COMPANY	MN
	1326	33650	MENDOTA INSURANCE COMPANY	MN
	1326	42862	UNIVERSAL CASUALTY COMPANY	IL
AMERICAN AMICABLE GRP	1327	68594	AMERICAN AMICABLE LIFE INSURANCE COMPANY OF TEXAS	TX
	1327	67148	OCCIDENTAL LIFE INSURANCE COMPANY OF NORTH CAROLINA	NC
	1327	67873	PIONEER AMERICAN INSURANCE COMPANY	TX
	1327	67946	PIONEER SECURITY LIFE INSURANCE COMPANY	TX
Balboa Ins Grp	1330	24813	BALBOA INSURANCE COMPANY	CA
	1330	68160	BALBOA LIFE INSURANCE COMPANY	CA
	1330	24821	MERITPLAN INSURANCE COMPANY	CA
Glencoe US Holdings Grp	1331	10340	STONINGTON INSURANCE COMPANY	TX
MAINE EMPLOYERS MUT INS GRP	1332	11030	MEMIC INDEMNITY COMPANY	NH
DUKES PLACE HOLDINGS GRP	1343	22276	STONEWALL INSURANCE COMPANY	RI
AMERICAN SAFETY HOLDING GRP	1346	39969	AMERICAN SAFETY CASUALTY INSURANCE COMPANY	OK
SBLI USA GRP	1347	60183	S USA LIFE INSURANCE COMPANY INC	AZ
STANCORP FIN GRP	1348	69019	STANDARD INSURANCE COMPANY	OR
Molina Healthcare Inc GRP	1531	69647	MOLINA HEALTHCARE INSURANCE COMPANY	OH
Dallas Gen Grp	1631	32271	DALLAS NATIONAL INSURANCE COMPANY	TX
ISMIE Grp	2358	32921	ISMIE MUTUAL INSURANCE COMPANY	IL
Dentegra Grp	2479	95163	ALPHA DENTAL PROGRAMS INC	TX
	2479	81396	DELTA DENTAL INSURANCE COMPANY	DE
	2479	73474	DENTEGRA INSURANCE COMPANY	DE
Amtrust Grp	2538	26662	MILWAUKEE CASUALTY INSURANCE CO	WI
	2538	19879	SECURITY NATIONAL INSURANCE COMPANY	TX
	2538	42376	TECHNOLOGY INSURANCE COMPANY	NH
	2538	15954	TRINITY UNIVERSAL INSURANCE COMPANY OF KANSAS INC	KS
	2538	25011	WESCO INSURANCE COMPANY	DE
Old Mut US Life Holding Grp	2598	63274	OM FINANCIAL LIFE INSURANCE COMPANY	MD
NCMIC Grp	2638	15865	NCMIC INSURANCE COMPANY	IA
	2638	11127	PROFESSIONAL SOLUTIONS INSURANCE COMPANY	IA

INSURANCE GROUPS (GROUP CODE ORDER)

GROUP NAME	GROUP CODE	COMPANY CODE	COMPANY NAME	STATE OF DOMICILE
American Equity Investment Grp	2658	92738	AMERICAN EQUITY INVESTMENT LIFE INSURANCE COMPANY	IA
ProAssurance Corp Grp	2698	33391	MEDICAL ASSURANCE COMPANY INC THE	AL
	2698	23400	PHYSICIANS INSURANCE COMPANY OF WISCONSIN	WI
	2698	38954	PRONATIONAL INSURANCE COMPANY	MI
United Heritage Mut Grp	2878	63983	UNITED HERITAGE LIFE INSURANCE COMPANY	ID
Western Serv Contract Grp	2898	37850	PACIFIC SPECIALTY INSURANCE COMPANY	CA
Thrivent Financial For Lutherans Grp	2938	56014	THRIVENT FINANCIAL FOR LUTHERANS	WI
	2938	97721	THRIVENT LIFE INSURANCE COMPANY	MN
Mitsui Sumitomo Ins Grp	2978	20362	MITSUI SUMITOMO INSURANCE COMPANY OF AMERICA	NY
	2978	22551	MITSUI SUMITOMO INSURANCE USA INC	NY
Tokio Marine Holdings Inc GRP	3098	32301	TNUS INSURANCE COMPANY	NY
	3098	12904	TOKIO MARINE & NICHIDO FIRE INSURANCE CO LTD	NY
	3098	41238	TRANS PACIFIC INSURANCE COMPANY	NY
Eastern Holding Co Grp	3158	62804	EASTERN LIFE AND HEALTH INSURANCE COMPANY	PA
	3158	32005	EMPLOYERS SECURITY INSURANCE COMPANY	IN
Home State Ins Grp	3179	28746	EQUITY INSURANCE COMPANY	TX
Sompo Japan Ins Grp	3219	11126	SOMPO JAPAN INSURANCE COMPANY OF AMERICA	NY
Allied World Assur Holding Grp	3239	10690	ALLIED WORLD NATIONAL ASSURANCE COMPANY	NH
	3239	22730	ALLIED WORLD REINSURANCE COMPANY	NJ
AJK Holdings Grp	3299	29033	VICTORIA INSURANCE COMPANY	TX
First Acceptance Ins Grp	3362	10336	FIRST ACCEPTANCE INSURANCE COMPANY INC	TX
Employers Grp	3363	25402	AMCOMP ASSURANCE CORPORATION	FL
	3363	10346	AMCOMP PREFERRED INSURANCE COMPANY	FL
Producers Lloyds Grp	3382	34312	PRODUCERS AGRICULTURE INSURANCE COMPANY	TX
Kernan Grp	3384	26549	REINSURANCE COMPANY OF AMERICA INC	IL
Mercy Hlth Plans Grp	3386	11529	MERCY HEALTH PLANS	MO
	3386	95309	MERCY HEALTH PLANS OF MISSOURI INC	MO
Bravo Hlth Inc Grp	3387	12784	BRAVO HEALTH INSURANCE COMPANY INC	DE
AXIS Capital Grp	3416	37273	AXIS INSURANCE COMPANY	IL
AXIS Capital Grp	3416	20370	AXIS REINSURANCE COMPANY	NY
Heritage Guar Grp	3436	61581	CAPITOL LIFE INSURANCE COMPANY	TX
NewQuest Grp	3477	12902	HEALTHSPRING LIFE & HEALTH INSURANCE COMPANY INC	TX
Hallmark Fin Serv Grp	3478	43494	AMERICAN HALLMARK INSURANCE COMPANY OF TEXAS	TX
	3478	34037	HALLMARK INSURANCE COMPANY	AZ
Merchants Bonding Co Grp	3479	14494	MERCHANTS BONDING COMPANY (MUTUAL)	IA
Heartland Hlth Grp	3486	95145	COMMUNITY HEALTH PLAN	MO
	3486	92681	COMMUNITY HEALTH PLAN INSURANCE COMPANY	MO
Delek Grp	3489	19216	SOUTHERN INSURANCE COMPANY	TX
SM Mariano Grp	3493	11398	GUARANTEE INSURANCE COMPANY	FL
Infinity Prop & Cas Ins Grp	3495	10068	HILLSTAR INSURANCE COMPANY	IN
	3495	39497	INFINITY ASSURANCE INSURANCE COMPANY	OH
	3495	11738	INFINITY AUTO INSURANCE COMPANY	OH
	3495	21792	INFINITY CASUALTY INSURANCE COMPANY	OH
	3495	10061	INFINITY INDEMNITY INSURANCE COMPANY	IN
	3495	22268	INFINITY INSURANCE COMPANY	IN
	3495	37001	INFINITY PREMIER INSURANCE COMPANY	IN
	3495	16802	INFINITY SAFEGUARD INSURANCE COMPANY	OH
	3495	20260	INFINITY SELECT INSURANCE COMPANY	IN
	3495	31925	INFINITY SPECIALITY INSURANCE COMPANY	OH
	3495	12599	INFINITY STANDARD INSURANCE COMPANY	IN
Quanta US Holdings Grp	3496	23752	QUANTA INDEMNITY COMPANY	CO
Mirage Interests Grp	3497	11853	RANCHERS AND FARMERS INSURANCE COMPANY	TX
Providence Holdings Inc Grp	3499	11487	IMPERIAL CASUALTY AND INDEMNITY COMPANY	OK
	3499	28711	PROVIDENCE PROPERTY & CASUALTY INSURANCE COMPANY	OK
American Specialty Grp	3502	84697	AMERICAN SPECIALTY HEALTH INSURANCE COMPANY	IL
PICA Grp	3504	10222	PACO ASSURANCE COMPANY INC	IL
	3504	14460	PODIATRY INSURANCE COMPANY OF AMERICA A MUTUAL COMPANY	IL
Scottish Re Grp	3506	90670	SCOTTISH RE LIFE CORPORATION	DE
American Republic Mut Grp	3527	67679	AMERICAN REPUBLIC CORP INSURANCE COMPANY	NE
	3527	60836	AMERICAN REPUBLIC INSURANCE COMPANY	IA
	3527	79987	WORLD CORP INSURANCE COMPANY	NE
	3527	70629	WORLD INSURANCE COMPANY	NE
Travelers Grp	3548	10819	AMERICAN EQUITY SPECIALTY INSURANCE COMPANY	CT
	3548	41769	ATHENA ASSURANCE COMPANY	MN
	3548	22209	ATLANTIC INSURANCE COMPANY	TX
	3548	19062	AUTOMOBILE INS CO OF HARTFORD CT	CT
	3548	25615	CHARTER OAK FIRE INSURANCE CO THE	CT
	3548	36463	DISCOVER PROPERTY AND CASUALTY INSURANCE COMPANY	IL
	3548	41483	FARMINGTON CASUALTY COMPANY	CT
	3548	25879	FIDELITY & GUARANTY INSURANCE UNDERWRITERS	WI
	3548	35386	FIDELITY AND GUARANTY INSURANCE COMPANY	IA
	3548	42811	GULF UNDERWRITERS INSURANCE COMPANY	CT
	3548	27987	NORTHFIELD INSURANCE COMPANY	IA
	3548	24015	NORTHLAND INSURANCE COMPANY	MN
	3548	25623	PHOENIX INSURANCE COMPANY THE	CT

INSURANCE GROUPS (GROUP CODE ORDER)

GROUP NAME	GROUP CODE	COMPANY CODE	COMPANY NAME	STATE OF DOMICILE
Travelers Grp	3548	22535	SEABOARD SURETY COMPANY	NY
	3548	24767	ST PAUL FIRE & MARINE INSURANCE COMPANY	MN
	3548	24775	ST PAUL GUARDIAN INSURANCE COMPANY	MN
	3548	41750	ST PAUL MEDICAL LIABILITY INSURANCE COMPANY	MN
	3548	24791	ST PAUL MERCURY INSURANCE COMPANY	MN
	3548	19224	ST PAUL PROTECTIVE INSURANCE COMPANY	IL
	3548	19070	STANDARD FIRE INSURANCE COMPANY	CT
	3548	28188	TRAVCO INSURANCE COMPANY	CT
	3548	19038	TRAVELERS CASUALTY AND SURETY COMPANY	CT
	3548	31194	TRAVELERS CASUALTY AND SURETY COMPANY OF AMERICA	CT
	3548	36170	TRAVELERS CASUALTY COMPANY OF CONNECTICUT	CT
	3548	19046	TRAVELERS CASUALTY INSURANCE COMPANY OF AMERICA	CT
	3548	40282	TRAVELERS COMMERCIAL CASUALTY COMPANY	CT
	3548	36137	TRAVELERS COMMERCIAL INSURANCE COMPANY	CT
	3548	27998	TRAVELERS HOME AND MARINE INSURANCE COMPANY THE	CT
	3548	25658	TRAVELERS INDEMNITY COMPANY	CT
	3548	25666	TRAVELERS INDEMNITY COMPANY OF AMERICA	CT
	3548	25682	TRAVELERS INDEMNITY COMPANY OF CONNECTICUT	CT
	3548	38130	TRAVELERS PERSONAL INSURANCE COMPANY	CT
	3548	25674	TRAVELERS PROPERTY CASUALTY COMPANY OF AMERICA	CT
3548	36161	TRAVELERS PROPERTY CASUALTY INSURANCE COMPANY	CT	
3548	25887	UNITED STATES FIDELITY & GUARANTY COMPANY	MD	
Caterpillar Grp	3569	11255	CATERPILLAR INSURANCE COMPANY	MO
	3569	11997	CATERPILLAR LIFE INSURANCE COMPANY	MO
Maxum Specialty Ins Grp	3589	10784	MAXUM CASUALTY INSURANCE COMPANY	DE
ProAlliance Grp	3592	12750	EVERGREEN NATIONAL INDEMNITY COMPANY	OH
Affirmative Ins Grp	3596	42609	AFFIRMATIVE INSURANCE COMPANY	IL
	3596	38806	INSURA PROPERTY AND CASUALTY INSURANCE COMPANY	IL
PGC Holding Corp Grp	3638	37648	PERMANENT GENERAL ASSURANCE CORPORATION	TN
American Independent Ins Grp	3678	34940	OMNI INDEMNITY COMPANY	IL
	3678	39098	OMNI INSURANCE COMPANY	IL
Delta Dental Plan of MO GRP	3680	55697	DELTA DENTAL OF MISSOURI	MO
	3680	12278	ESSEX BENEFITS INSURANCE COMPANY INC	MO
	3680	47035	ESSEX DENTAL BENEFITS INC	MO
Tower Grp	3703	44300	TOWER INSURANCE COMPANY OF NEW YORK	NY
	3703	43702	TOWER NATIONAL INSURANCE COMPANY	MA
Partners Ltd Grp	3724	29750	KODIAK INSURANCE COMPANY	NJ
Cardif Holdings Grp	3764	71455	CARDIF LIFE INSURANCE COMPANY	KS
	3764	21075	CARDIF PROPERTY AND CASUALTY INSURANCE COMPANY	TX
Sagicor Fin Corp Grp	3766	60445	SAGICOR LIFE INSURANCE COMPANY	TX
Endurance Grp	3786	12548	AMERICAN AGRI-BUSINESS INSURANCE COMPANY	TX
	3786	10641	ENDURANCE AMERICAN INSURANCE COMPANY	DE
	3786	11551	ENDURANCE REINSURANCE CORPORATION OF AMERICA	DE
GeoVera Holdings Inc Grp	3829	10799	GEOVERA INSURANCE COMPANY	CA
Goldman Sachs Grp	3891	84824	COMMONWEALTH ANNUITY AND LIFE INSURANCE COMPANY	MA
	3891	69140	FIRST ALLMERICA FINANCIAL LIFE INSURANCE COMPANY	MA
IMT Mut Holding Grp	3991	14257	IMT INSURANCE COMPANY (MUTUAL)	IA
Genworth Fin Grp	4011	12321	AMERICAN CONTINENTAL INSURANCE COMPANY	TN
	4011	68500	CONTINENTAL LIFE INS CO OF BRENTWOOD TN	TN
	4011	37095	GENWORTH FINANCIAL ASSURANCE CORPORATION	NC
	4011	41432	GENWORTH HOME EQUITY INSURANCE CORPORATION	NC
	4011	65536	GENWORTH LIFE AND ANNUITY INSURANCE COMPANY	VA
	4011	70025	GENWORTH LIFE INSURANCE COMPANY	DE
	4011	38458	GENWORTH MORTGAGE INSURANCE CORPORATION	NC
	4011	16675	GENWORTH MORTGAGE INSURANCE CORPORATION OF NORTH CAROLINA	NC
	4011	29823	GENWORTH RESIDENTIAL MORTGAGE INSURANCE CORPORATION OF NORTH CAROLINA	NC
	4011	18759	VEREX ASSURANCE INCORPORATED	WI
RVI Grp	4071	23132	RVI NATIONAL INSURANCE COMPANY	CT
State Mut Co Grp	4172	71390	ADMIRAL LIFE INSURANCE COMPANY OF AMERICA	AZ
	4172	69132	STATE MUTUAL INSURANCE COMPANY	GA
Wilton Re Grp	4213	66133	WILTON REASSURANCE COMPANY	MN
	4213	60704	WILTON REASSURANCE LIFE COMPANY OF NEW YORK	NY
The Warranty Grp	4254	61506	RESOURCE LIFE INSURANCE COMPANY	IL
	4254	40827	VIRGINIA SURETY COMPANY INC	IL
AIX Grp	4257	42552	NOVA CASUALTY COMPANY	NY
TD Friedkin Grp	4277	12870	SENTRUITY CASUALTY COMPANY	TX
SFM Grp	4279	11347	SFM MUTUAL INSURANCE COMPANY	MN
JT Correll Grp	4299	60291	AMERICAN CAPITOL INSURANCE COMPANY	TX
	4299	70130	UNIVERSAL GUARANTY LIFE INSURANCE COMPANY	OH
Housing Authority Prop Grp	4359	10069	HOUSING AUTHORITY PROPERTY INSURANCE A MUTUAL COMPANY	VT
Lightyear Delos Grp	4381	35408	DELOS INSURANCE COMPANY	DE
Rockhill Holding Grp	4463	45934	AMERICAN COMPENSATION INSURANCE COMPANY	MN
	4463	12311	BLOOMINGTON COMPENSATION INSURANCE COMPANY	MN
	4463	30945	PLAZA INSURANCE COMPANY	MO
Nestle SA Grp	4483	70939	GERBER LIFE INSURANCE COMPANY	NY

INSURANCE GROUPS (GROUP CODE ORDER)

GROUP NAME	GROUP CODE	COMPANY CODE	COMPANY NAME	STATE OF DOMICILE
Lehman Brothers Grp	4484	73504	CONGRESS LIFE INSURANCE COMPANY	AZ
Dental Economics GRP	4506	48160	DENTAL SOURCE OF MISSOURI & KANSAS INC	MO
	4506	64696	FIRST CONTINENTAL LIFE & ACCIDENT INSURANCE COMPANY	TX
Ironshore Grp	4509	23647	IRONSHORE INDEMNITY INC	MN
National Guar Grp	4511	19011	DRIVERS INSURANCE COMPANY	OK
AIOI Ins Grp	4513	34886	AIOI INSURANCE COMPANY OF AMERICA	NY
Savings Bank Life Grp	4553	70435	SAVINGS BANK LIFE INSURANCE COMPANY OF MASSACHUSETTS THE	MA
Catlin US Ins Grp	4574	19518	CATLIN INSURANCE COMPANY INC	TX
GNW Acquisition Corp Gro	4576	26654	GREAT NORTHWEST INSURANCE COMPANY	IN
Essence Grp	4597	11699	ESSENCE LLP	MO

ALPHABETIC COMPANY NAME ORDER

COMPANY NAME	GROUP NAME	GROUP CODE	COMPANY CODE	STATE OF DOMICILE
5 STAR LIFE INSURANCE COMPANY	NOT AFFILIATED WITH A GROUP	0000	77879	LA
AAA LIFE INSURANCE COMPANY	NOT AFFILIATED WITH A GROUP	0000	71854	MI
ACA FINANCIAL GUARANTY CORPORATION	NOT AFFILIATED WITH A GROUP	0000	22896	MD
ACCENDO INSURANCE COMPANY	NOT AFFILIATED WITH A GROUP	0000	63444	UT
ACCESS INSURANCE COMPANY	NOT AFFILIATED WITH A GROUP	0000	11711	TX
ACCIDENT INSURANCE COMPANY INC	NOT AFFILIATED WITH A GROUP	0000	11573	SC
ACCREDITED SURETY AND CASUALTY COMPANY INC	NOT AFFILIATED WITH A GROUP	0000	26379	FL
ACSTAR INSURANCE COMPANY	NOT AFFILIATED WITH A GROUP	0000	22950	IL
ACUITY A MUTUAL INSURANCE COMPANY	NOT AFFILIATED WITH A GROUP	0000	14184	WI
ADVANTAGE WORKERS COMPENSATION INSURANCE COMPANY	NOT AFFILIATED WITH A GROUP	0000	40517	IN
AGENTS NATIONAL TITLE INSURANCE COMPANY	NOT AFFILIATED WITH A GROUP	0000	12522	MO
AGRI GENERAL INSURANCE COMPANY	NOT AFFILIATED WITH A GROUP	0000	42757	IA
ALASKA NATIONAL INSURANCE COMPANY	NOT AFFILIATED WITH A GROUP	0000	38733	AK
ALEA NORTH AMERICA INSURANCE COMPANY	NOT AFFILIATED WITH A GROUP	0000	24899	NY
ALLEGHENY CASUALTY COMPANY	NOT AFFILIATED WITH A GROUP	0000	13285	PA
ALLIANCE ASSURANCE CO OF AMERICA	NOT AFFILIATED WITH A GROUP	0000	20273	NY
ALLIANCE FOR COMMUNITY HEALTH LLC DBA MOLINA HEALTHCARE OF MISSOURI	NOT AFFILIATED WITH A GROUP	0000	95609	MO
AMALGAMATED LIFE & HEALTH INS CO	NOT AFFILIATED WITH A GROUP	0000	60208	IL
AMALGAMATED LIFE INSURANCE COMPANY	NOT AFFILIATED WITH A GROUP	0000	60216	NY
AMERICAN AGRICULTURAL INSURANCE CO	NOT AFFILIATED WITH A GROUP	0000	10103	IN
AMERICAN COMMUNITY MUTUAL INSURANCE COMPANY	NOT AFFILIATED WITH A GROUP	0000	60305	MI
AMERICAN CREDITORS LIFE INS CO	NOT AFFILIATED WITH A GROUP	0000	94439	DE
AMERICAN FIDELITY LIFE INSURANCE COMPANY	NOT AFFILIATED WITH A GROUP	0000	60429	FL
AMERICAN FINANCIAL SECURITY LIFE INSURANCE COMPANY	NOT AFFILIATED WITH A GROUP	0000	69337	MO
AMERICAN HOME LIFE INSURANCE COMPANY	NOT AFFILIATED WITH A GROUP	0000	60542	KS
AMERICAN MEDICAL AND LIFE INSURANCE COMPANY	NOT AFFILIATED WITH A GROUP	0000	81418	NY
AMERICAN STERLING INSURANCE COMPANY	NOT AFFILIATED WITH A GROUP	0000	40800	CA
AMERICAN SURETY COMPANY	NOT AFFILIATED WITH A GROUP	0000	31380	IN
AMERICAS INSURANCE COMPANY	NOT AFFILIATED WITH A GROUP	0000	27898	LA
AMEX ASSURANCE COMPANY	NOT AFFILIATED WITH A GROUP	0000	27928	IL
ARAG INSURANCE COMPANY	NOT AFFILIATED WITH A GROUP	0000	34738	IA
ARMED FORCES INSURANCE EXCHANGE	NOT AFFILIATED WITH A GROUP	0000	41459	KS
ASSURANCEAMERICA INSURANCE COMPANY	NOT AFFILIATED WITH A GROUP	0000	11558	SC
ASSURED LIFE ASSOCIATION	NOT AFFILIATED WITH A GROUP	0000	56499	CO
ASSURITY LIFE INSURANCE COMPANY	NOT AFFILIATED WITH A GROUP	0000	71439	NE
ATLANTA LIFE INSURANCE COMPANY	NOT AFFILIATED WITH A GROUP	0000	61093	GA
AURORA NATIONAL LIFE ASSURANCE COMPANY	NOT AFFILIATED WITH A GROUP	0000	61182	CA
AUSTIN MUTUAL INSURANCE COMPANY	NOT AFFILIATED WITH A GROUP	0000	13412	MN
AXA ART INSURANCE CORPORATION	NOT AFFILIATED WITH A GROUP	0000	29530	NY
BALTIMORE LIFE INSURANCE COMPANY THE	NOT AFFILIATED WITH A GROUP	0000	61212	MD
BANCINSURE INC	NOT AFFILIATED WITH A GROUP	0000	18538	OK
BEAZLEY INSURANCE COMPANY INC	NOT AFFILIATED WITH A GROUP	0000	37540	CT
BENCHMARK INSURANCE COMPANY	NOT AFFILIATED WITH A GROUP	0000	41394	KS
BEST LIFE AND HEALTH INSURANCE COMPANY	NOT AFFILIATED WITH A GROUP	0000	90638	TX
BOND SAFEGUARD INSURANCE COMPANY	NOT AFFILIATED WITH A GROUP	0000	27081	IL
BROKERS NATIONAL LIFE ASSURANCE COMPANY	NOT AFFILIATED WITH A GROUP	0000	74900	AR
BROTHERHOOD MUTUAL INSURANCE CO	NOT AFFILIATED WITH A GROUP	0000	13528	IN
CAMICO MUTUAL INSURANCE COMPANY	NOT AFFILIATED WITH A GROUP	0000	36340	CA
CATHOLIC FAMILY LIFE INSURANCE	NOT AFFILIATED WITH A GROUP	0000	56022	WI
CATHOLIC KNIGHTS	NOT AFFILIATED WITH A GROUP	0000	56030	WI
CATHOLIC ORDER OF FORESTERS	NOT AFFILIATED WITH A GROUP	0000	57487	IL
CENTURY-NATIONAL INSURANCE COMPANY	NOT AFFILIATED WITH A GROUP	0000	26905	CA
CHEROKEE INSURANCE COMPANY	NOT AFFILIATED WITH A GROUP	0000	10642	MI
CHILDRENS MERCYS FAMILY HEALTH PARTNERS INC	NOT AFFILIATED WITH A GROUP	0000	95636	MO
CHURCH MUTUAL INSURANCE COMPANY	NOT AFFILIATED WITH A GROUP	0000	18767	WI
CIFG ASSURANCE NORTH AMERICA INC	NOT AFFILIATED WITH A GROUP	0000	25771	NY
COFACE NORTH AMERICA INSURANCE COMPANY	NOT AFFILIATED WITH A GROUP	0000	31887	MA
COLONIAL SURETY COMPANY	NOT AFFILIATED WITH A GROUP	0000	10758	PA
COMMERCE TITLE INSURANCE COMPANY	NOT AFFILIATED WITH A GROUP	0000	50026	CA
COMPUTER INSURANCE COMPANY	NOT AFFILIATED WITH A GROUP	0000	34711	RI
CONSUMERS INSURANCE USA INC	NOT AFFILIATED WITH A GROUP	0000	10204	TN
CONTINENTAL AMERICAN INSURANCE COMPANY	NOT AFFILIATED WITH A GROUP	0000	71730	SC
CONTRACTORS BONDING & INSURANCE COMPANY	NOT AFFILIATED WITH A GROUP	0000	37206	WA
COOPERATIVE MUTUAL INSURANCE COMPANY	NOT AFFILIATED WITH A GROUP	0000	16411	NE
CORNERSTONE NATIONAL INSURANCE COMPANY	NOT AFFILIATED WITH A GROUP	0000	10783	MO
CPA INSURANCE COMPANY	NOT AFFILIATED WITH A GROUP	0000	30082	MI
CROATIAN FRATERNAL UNION OF AMERICA	NOT AFFILIATED WITH A GROUP	0000	56634	PA
CROWN LIFE INSURANCE COMPANY	NOT AFFILIATED WITH A GROUP	0000	80675	MI
CSA FRATERNAL LIFE	NOT AFFILIATED WITH A GROUP	0000	56138	IL
DAIMLERCHRYLSLER INSURANCE COMPANY	NOT AFFILIATED WITH A GROUP	0000	10499	MI
DAKOTA HOMESTEAD TITLE INSURANCE COMPANY	NOT AFFILIATED WITH A GROUP	0000	50020	SD
DEALERS ASSURANCE COMPANY	NOT AFFILIATED WITH A GROUP	0000	16705	OH
DEGREE OF HONOR PROTECTIVE ASSOC	NOT AFFILIATED WITH A GROUP	0000	57088	MN
DENTISTS INSURANCE COMPANY THE	NOT AFFILIATED WITH A GROUP	0000	40975	CA
DIAMOND INSURANCE COMPANY	NOT AFFILIATED WITH A GROUP	0000	10659	IL

ALPHABETIC COMPANY NAME ORDER

COMPANY NAME	GROUP NAME	GROUP CODE	COMPANY CODE	STATE OF DOMICILE
DIXIE NATIONAL LIFE INSURANCE COMPANY	NOT AFFILIATED WITH A GROUP	0000	66214	IN
DORINCO REINSURANCE COMPANY	NOT AFFILIATED WITH A GROUP	0000	33499	MI
EMC NATIONAL LIFE COMPANY	NOT AFFILIATED WITH A GROUP	0000	62928	IA
EMPLOYEES LIFE COMPANY (MUTUAL)	NOT AFFILIATED WITH A GROUP	0000	84174	IL
ENTITLE INSURANCE COMPANY	NOT AFFILIATED WITH A GROUP	0000	51632	OH
ENVISION INSURANCE COMPANY	NOT AFFILIATED WITH A GROUP	0000	12747	OH
EQUITABLE LIFE & CASUALTY INSURANCE COMPANY	NOT AFFILIATED WITH A GROUP	0000	62952	UT
EQUITABLE RESERVE ASSOCIATION	NOT AFFILIATED WITH A GROUP	0000	56057	WI
FAMILY BENEFIT LIFE INSURANCE COMPANY	NOT AFFILIATED WITH A GROUP	0000	70742	MO
FAMILY HERITAGE LIFE INSURANCE COMPANY OF AMERICA	NOT AFFILIATED WITH A GROUP	0000	77968	OH
FARMERS AND MERCHANTS INSURANCE COMPANY	NOT AFFILIATED WITH A GROUP	0000	25704	OK
FEDERAL LIFE INSURANCE COMPANY (MUTUAL)	NOT AFFILIATED WITH A GROUP	0000	63223	IL
FEDERATED RURAL ELECTRIC INSURANCE EXCHANGE	NOT AFFILIATED WITH A GROUP	0000	11118	KS
FIDELITY LIFE ASSOCIATION A LEGAL RESERVE LIFE INSURANCE COMPANY	NOT AFFILIATED WITH A GROUP	0000	63290	IL
FIRST CATHOLIC SLOVAK LADIES ASSOCIATION OF THE UNITED STATES OF AMERICA	NOT AFFILIATED WITH A GROUP	0000	56332	OH
FIRST CATHOLIC SLOVAK UNION OF THE UNITED STATES OF AMERICA AND CANADA	NOT AFFILIATED WITH A GROUP	0000	56340	OH
FIRST GUARANTY INSURANCE COMPANY	NOT AFFILIATED WITH A GROUP	0000	84034	AR
FIRST GUARD INSURANCE COMPANY	NOT AFFILIATED WITH A GROUP	0000	10676	AZ
FIRST INVESTORS LIFE INSURANCE COMPANY	NOT AFFILIATED WITH A GROUP	0000	63495	NY
FIRST SEALORD SURETY INC	NOT AFFILIATED WITH A GROUP	0000	28519	PA
FIRSTCOMP INSURANCE COMPANY	NOT AFFILIATED WITH A GROUP	0000	27626	NE
GALEN INSURANCE COMPANY	NOT AFFILIATED WITH A GROUP	0000	12361	MO
GATEWAY INSURANCE COMPANY	NOT AFFILIATED WITH A GROUP	0000	28339	MO
GLENER LIFE INSURANCE SOCIETY	NOT AFFILIATED WITH A GROUP	0000	56154	MI
GOVERNMENT PERSONNEL MUTUAL LIFE INSURANCE COMPANY	NOT AFFILIATED WITH A GROUP	0000	63967	TX
GRAIN DEALERS MUTUAL INSURANCE CO	NOT AFFILIATED WITH A GROUP	0000	22098	IN
GRANITE RE INC	NOT AFFILIATED WITH A GROUP	0000	26310	OK
GREAT MIDWEST INSURANCE COMPANY	NOT AFFILIATED WITH A GROUP	0000	18694	MI
GREATER BENEFICIAL UNION OF PITTSBURGH	NOT AFFILIATED WITH A GROUP	0000	56685	PA
GUARANTEE COMPANY OF NORTH AMERICA USA THE	NOT AFFILIATED WITH A GROUP	0000	36650	MI
GUARANTY INCOME LIFE INSURANCE COMPANY	NOT AFFILIATED WITH A GROUP	0000	64238	LA
HARBOR POINT REINSURANCE US INC	NOT AFFILIATED WITH A GROUP	0000	10829	CT
HEALTH CARE INDEMNITY INC	NOT AFFILIATED WITH A GROUP	0000	35904	CO
HERITAGE INDEMNITY COMPANY	NOT AFFILIATED WITH A GROUP	0000	39527	CA
HERITAGE UNION LIFE INSURANCE COMPANY	NOT AFFILIATED WITH A GROUP	0000	62421	AZ
HISCOX INSURANCE COMPANY INC	NOT AFFILIATED WITH A GROUP	0000	10200	IL
HOLY FAMILY SOCIETY OF THE USA	NOT AFFILIATED WITH A GROUP	0000	57770	IL
HOMESTEADERS LIFE COMPANY	NOT AFFILIATED WITH A GROUP	0000	64505	IA
ILLINOIS MUTUAL LIFE INSURANCE COMPANY	NOT AFFILIATED WITH A GROUP	0000	64580	IL
IMERICA LIFE AND HEALTH INSURANCE COMPANY	NOT AFFILIATED WITH A GROUP	0000	63533	AR
IMPERIAL FIRE AND CASUALTY INSURANCE COMPANY	NOT AFFILIATED WITH A GROUP	0000	44369	LA
INDEPENDENT MUTUAL FIRE INSURANCE COMPANY	NOT AFFILIATED WITH A GROUP	0000	29831	IL
INDEPENDENT ORDER OF FORESTERS THE	NOT AFFILIATED WITH A GROUP	0000	58068	NY
INSUREMAX INSURANCE COMPANY	NOT AFFILIATED WITH A GROUP	0000	10922	IN
INTERNATIONAL FIDELITY INSURANCE COMPANY	NOT AFFILIATED WITH A GROUP	0000	11592	NJ
INTREPID INSURANCE COMPANY	NOT AFFILIATED WITH A GROUP	0000	10749	MI
INVESTORS HERITAGE LIFE INSURANCE COMPANY	NOT AFFILIATED WITH A GROUP	0000	64904	KY
JEFFERSON NATIONAL LIFE INSURANCE COMPANY	NOT AFFILIATED WITH A GROUP	0000	64017	TX
JEWELERS MUTUAL INSURANCE COMPANY	NOT AFFILIATED WITH A GROUP	0000	14354	WI
KANSAS MEDICAL MUTUAL INSURANCE COMPANY	NOT AFFILIATED WITH A GROUP	0000	34703	KS
KEYSTONE MUTUAL INSURANCE COMPANY	NOT AFFILIATED WITH A GROUP	0000	13073	MO
KNIGHTS OF COLUMBUS	NOT AFFILIATED WITH A GROUP	0000	58033	CT
LANCER INSURANCE COMPANY	NOT AFFILIATED WITH A GROUP	0000	26077	IL
LEWER LIFE INSURANCE COMPANY	NOT AFFILIATED WITH A GROUP	0000	71595	MO
LEXINGTON NATIONAL INSURANCE CORPORATION	NOT AFFILIATED WITH A GROUP	0000	37940	MD
LEXON INSURANCE COMPANY	NOT AFFILIATED WITH A GROUP	0000	13307	TX
LIBERTY LIFE INSURANCE COMPANY	NOT AFFILIATED WITH A GROUP	0000	61492	SC
LINCOLN HERITAGE LIFE INSURANCE COMPANY	NOT AFFILIATED WITH A GROUP	0000	65927	IL
LONGEVITY INSURANCE COMPANY	NOT AFFILIATED WITH A GROUP	0000	68446	TX
LOYAL CHRISTIAN BENEFIT ASSOCIATION	NOT AFFILIATED WITH A GROUP	0000	56758	PA
LUMBERMENS UNDERWRITING ALLIANCE	NOT AFFILIATED WITH A GROUP	0000	23108	MO
MADISON MUTUAL INSURANCE COMPANY	NOT AFFILIATED WITH A GROUP	0000	14443	IL
MAGNA INSURANCE COMPANY	NOT AFFILIATED WITH A GROUP	0000	61018	MS
MARQUETTE INFEMNITY & LIFE INSURANCE COMPANY	NOT AFFILIATED WITH A GROUP	0000	87394	AZ
MASON TITLE INSURANCE COMPANY	NOT AFFILIATED WITH A GROUP	0000	12550	FL
MEDICAL BENEFITS MUTUAL LIFE INS CO	NOT AFFILIATED WITH A GROUP	0000	74322	OH
MEDICO INSURANCE COMPANY	NOT AFFILIATED WITH A GROUP	0000	31119	NE
MEDICO LIFE INSURANCE COMPANY	NOT AFFILIATED WITH A GROUP	0000	71471	NE
MEDICUS INSURANCE COMPANY	NOT AFFILIATED WITH A GROUP	0000	12754	TX
MFS MUTUAL INSURANCE COMPANY	NOT AFFILIATED WITH A GROUP	0000	27014	IA
MGA INSURANCE COMPANY INC	NOT AFFILIATED WITH A GROUP	0000	40150	TX
MICHIGAN MILLERS MUTUAL INSURANCE COMPANY	NOT AFFILIATED WITH A GROUP	0000	14508	MI
MIDWEST BUILDERS' CASUALTY MUTUAL COMPANY	NOT AFFILIATED WITH A GROUP	0000	13126	KS
MIDWEST FAMILY MUTUAL INSURANCE COMPANY	NOT AFFILIATED WITH A GROUP	0000	23574	MN
MIDWEST INSURANCE COMPANY	NOT AFFILIATED WITH A GROUP	0000	10895	IL

ALPHABETIC COMPANY NAME ORDER

COMPANY NAME	GROUP NAME	GROUP CODE	COMPANY CODE	STATE OF DOMICILE
MIDWEST MEDICAL INSURANCE COMPANY	NOT AFFILIATED WITH A GROUP	0000	16942	MN
MINNESOTA LAWYERS MUTUAL INSURANCE COMPANY	NOT AFFILIATED WITH A GROUP	0000	42234	MN
MISSOURI DOCTORS MUTUAL INSURANCE COMPANY	NOT AFFILIATED WITH A GROUP	0000	11964	MO
MISSOURI EMPLOYERS MUTUAL INSURANCE COMPANY	NOT AFFILIATED WITH A GROUP	0000	10191	MO
MISSOURI PHYSICIANS ASSOCIATES	NOT AFFILIATED WITH A GROUP	0000	32654	MO
MISSOURI PROFESSIONALS MUTUAL	NOT AFFILIATED WITH A GROUP	0000	11582	MO
MISSOURI PROPERTY INSURANCE PLACEMENT FACILITY	NOT AFFILIATED WITH A GROUP	0000	00103	MO
MODERN WOODMEN OF AMERICA	NOT AFFILIATED WITH A GROUP	0000	57541	IL
MOUNTAIN LIFE INSURANCE COMPANY	NOT AFFILIATED WITH A GROUP	0000	80020	TN
MTL INSURANCE COMPANY	NOT AFFILIATED WITH A GROUP	0000	66427	IL
MUTUAL OF AMERICA LIFE INSURANCE COMPANY	NOT AFFILIATED WITH A GROUP	0000	88668	NY
MUTUALAID EXCHANGE	NOT AFFILIATED WITH A GROUP	0000	11878	KS
NATIONAL AMERICAN INSURANCE COMPANY	NOT AFFILIATED WITH A GROUP	0000	23663	OK
NATIONAL CATHOLIC SOCIETY OF FORESTERS	NOT AFFILIATED WITH A GROUP	0000	57568	IL
NATIONAL FIRE AND INDEMNITY EXCHANGE	NOT AFFILIATED WITH A GROUP	0000	15679	MO
NATIONAL INSURANCE COMPANY OF WISCONSIN INC	NOT AFFILIATED WITH A GROUP	0000	30155	WI
NATIONAL STATES INSURANCE COMPANY	NOT AFFILIATED WITH A GROUP	0000	60593	MO
NATIONAL TEACHERS ASSOCIATES LIFE INSURANCE COMPANY	NOT AFFILIATED WITH A GROUP	0000	87963	TX
NATIONAL TITLE INSURANCE OF NEW YORK INC	NOT AFFILIATED WITH A GROUP	0000	51020	NY
NATIONAL WESTERN LIFE INSURANCE COMPANY	NOT AFFILIATED WITH A GROUP	0000	66850	CO
NAU COUNTRY INSURANCE COMPANY	NOT AFFILIATED WITH A GROUP	0000	25240	MN
NIPPON LIFE INSURANCE COMPANY OF AMERICA	NOT AFFILIATED WITH A GROUP	0000	81264	IA
NIPPONKOA INSURANCE COMPANY LIMITED (US BRANCH)	NOT AFFILIATED WITH A GROUP	0000	27073	NY
NORTH CAROLINA MUTUAL LIFE INSURANCE COMPANY	NOT AFFILIATED WITH A GROUP	0000	67032	NC
OHIO INDEMNITY COMPANY	NOT AFFILIATED WITH A GROUP	0000	26565	OH
OLD RELIANCE INSURANCE COMPANY	NOT AFFILIATED WITH A GROUP	0000	67253	AZ
OLD SURETY LIFE INSURANCE COMPANY	NOT AFFILIATED WITH A GROUP	0000	67326	OK
OZARK NATIONAL LIFE INSURANCE COMPANY	NOT AFFILIATED WITH A GROUP	0000	67393	MO
PACIFIC GUARDIAN LIFE INSURANCE COMPANY LTD	NOT AFFILIATED WITH A GROUP	0000	64343	HI
PARIS RE AMERICA INSURANCE COMPANY	NOT AFFILIATED WITH A GROUP	0000	11835	DE
PATHFINDER INSURANCE COMPANY	NOT AFFILIATED WITH A GROUP	0000	22250	CO
PENNSYLVANIA LUMBERMENS MUTUAL INSURANCE COMPANY	NOT AFFILIATED WITH A GROUP	0000	14974	PA
PETROLEUM CASUALTY COMPANY	NOT AFFILIATED WITH A GROUP	0000	12297	TX
PHYSICIANS INSURANCE MUTUAL	NOT AFFILIATED WITH A GROUP	0000	13194	MO
PHYSICIANS PROFESSIONAL INDEMNITY ASSOCIATION	NOT AFFILIATED WITH A GROUP	0000	11704	MO
POLISH NATNL ALLIANCE OF THE US OF N. A	NOT AFFILIATED WITH A GROUP	0000	57622	IL
POLISH ROMAN CATHOLIC UNION OF AMERICA	NOT AFFILIATED WITH A GROUP	0000	57630	IL
PREFERRED PHYSICIANS MEDICAL RRG INC	NOT AFFILIATED WITH A GROUP	0000	44083	MO
PREFERRED PROFESSIONAL INSURANCE COMPANY	NOT AFFILIATED WITH A GROUP	0000	36234	NE
PREMIER GROUP INSURANCE COMPANY	NOT AFFILIATED WITH A GROUP	0000	10800	TN
PRESERVATION LIFE INSURANCE COMPANY	NOT AFFILIATED WITH A GROUP	0000	60048	MO
PRESIDENTIAL LIFE INSURANCE COMPANY	NOT AFFILIATED WITH A GROUP	0000	68039	NY
PROFESSIONAL LIABILITY INSURANCE COMPANY OF AMERICA	NOT AFFILIATED WITH A GROUP	0000	12513	NY
RAMPART INSURANCE COMPANY	NOT AFFILIATED WITH A GROUP	0000	38512	NY
ROCHE SURETY AND CASUALTY COMPANY INC	NOT AFFILIATED WITH A GROUP	0000	42706	FL
ROCKFORD MUTUAL INSURANCE COMPANY	NOT AFFILIATED WITH A GROUP	0000	27065	IL
ROYAL ARCANUM SUPREME COUNCIL OF	NOT AFFILIATED WITH A GROUP	0000	58181	MA
ROYAL NEIGHBORS OF AMERICA	NOT AFFILIATED WITH A GROUP	0000	57657	IL
SAFE AUTO INSURANCE COMPANY	NOT AFFILIATED WITH A GROUP	0000	25405	OH
SEA BRIGHT INSURANCE COMPANY	NOT AFFILIATED WITH A GROUP	0000	15563	IL
SECURITY LIFE INSURANCE COMPANY OF AMERICA	NOT AFFILIATED WITH A GROUP	0000	68721	MN
SECURITY MUTUAL LIFE INSURANCE COMPANY OF NEW YORK	NOT AFFILIATED WITH A GROUP	0000	68772	NY
SENIOR LIFE INSURANCE COMPANY	NOT AFFILIATED WITH A GROUP	0000	78662	GA
SERVICE INSURANCE COMPANY	NOT AFFILIATED WITH A GROUP	0000	36560	FL
SILVERSCRIPT INSURANCE COMPANY	NOT AFFILIATED WITH A GROUP	0000	12575	TN
SLOVENE NATIONAL BENEFIT SOCIETY	NOT AFFILIATED WITH A GROUP	0000	57673	PA
SOCIETY INSURANCE COMPANY A MUTUAL COMPANY	NOT AFFILIATED WITH A GROUP	0000	15261	WI
SONS OF NORWAY	NOT AFFILIATED WITH A GROUP	0000	57142	MN
SOUTHERN PIONEER PROPERTY AND CASUALTY INSURANCE COMPANY	NOT AFFILIATED WITH A GROUP	0000	16047	AR
SPARTA INSURANCE COMPANY	NOT AFFILIATED WITH A GROUP	0000	20613	MA
STARMOUNT LIFE INSURANCE COMPANY	NOT AFFILIATED WITH A GROUP	0000	68985	LA
STARR INDEMNITY & LIABILITY COMPANY	NOT AFFILIATED WITH A GROUP	0000	38318	TX
STATE VOLUNTEER MUTUAL INSURANCE COMPANY	NOT AFFILIATED WITH A GROUP	0000	33049	TN
STERLING INVESTORS LIFE INSURANCE COMPANY	NOT AFFILIATED WITH A GROUP	0000	89184	GA
SU INSURANCE COMPANY	NOT AFFILIATED WITH A GROUP	0000	10130	WI
SUA INSURANCE COMPANY	NOT AFFILIATED WITH A GROUP	0000	40134	IL
SUN SURETY INSURANCE COMPANY	NOT AFFILIATED WITH A GROUP	0000	10909	SD
SURETEC INSURANCE COMPANY	NOT AFFILIATED WITH A GROUP	0000	10916	TX
T H E INSURANCE COMPANY	NOT AFFILIATED WITH A GROUP	0000	12866	LA
TITLE RESOURCES GUARANTY COMPANY	NOT AFFILIATED WITH A GROUP	0000	50016	TX
TOYOTA MOTOR INSURANCE COMPANY	NOT AFFILIATED WITH A GROUP	0000	37621	IA
TRADERS INSURANCE COMPANY	NOT AFFILIATED WITH A GROUP	0000	42749	MO
TRAVELERS PROTECTIVE ASSOCIATION OF AMERICA	NOT AFFILIATED WITH A GROUP	0000	56006	MO
U S LETTER CARRIERS' MUTUAL BENEFIT ASS	NOT AFFILIATED WITH A GROUP	0000	56456	TN
UBS LIFE INSURANCE COMPANY USA	NOT AFFILIATED WITH A GROUP	0000	67423	CA

ALPHABETIC COMPANY NAME ORDER

COMPANY NAME	GROUP NAME	GROUP CODE	COMPANY CODE	STATE OF DOMICILE
UNIFIED LIFE INSURANCE COMPANY	NOT AFFILIATED WITH A GROUP	0000	11121	TX
UNITED COMMERCIAL TRAVELERS OF AMERICA	NOT AFFILIATED WITH A GROUP	0000	56383	OH
UNITED SECURITY LIFE AND HEALTH INSURANCE COMPANY	NOT AFFILIATED WITH A GROUP	0000	81108	IL
UNIVERSAL FIRE & CASUALTY INSURANCE COMPANY	NOT AFFILIATED WITH A GROUP	0000	32867	IN
UPPER HUDSON NATIONAL INSURANCE COMPANY	NOT AFFILIATED WITH A GROUP	0000	29998	NY
USA LIFE ONE INSURANCE COMPANY OF INDIANA	NOT AFFILIATED WITH A GROUP	0000	70955	IN
VANLINER INSURANCE COMPANY	NOT AFFILIATED WITH A GROUP	0000	21172	MO
VANTISLIFE INSURANCE COMPANY	NOT AFFILIATED WITH A GROUP	0000	68632	CT
VISION BENEFITS OF AMERICA	NOT AFFILIATED WITH A GROUP	0000	53953	PA
WATKINS LIFE & BENEFIT ASSOCIATION	NOT AFFILIATED WITH A GROUP	0000	00037	MO
WESTERN CATHOLIC UNION	NOT AFFILIATED WITH A GROUP	0000	57711	IL
WESTERN GENERAL INSURANCE COMPANY INC	NOT AFFILIATED WITH A GROUP	0000	27502	CA
WILLIAM PENN ASSOCIATION	NOT AFFILIATED WITH A GROUP	0000	57010	PA
WOMAN'S LIFE INSURANCE SOCIETY	NOT AFFILIATED WITH A GROUP	0000	56170	MI
WOODMEN OF THE WORLD LIFE INSURANCE SOCIETY	NOT AFFILIATED WITH A GROUP	0000	57320	NE
WORK FIRST CASUALTY COMPANY	NOT AFFILIATED WITH A GROUP	0000	31232	DE
WORKMENS BENEFIT FUND OF THE U S OF AM	NOT AFFILIATED WITH A GROUP	0000	57290	NY
YOUNG AMERICA INSURANCE COMPANY	NOT AFFILIATED WITH A GROUP	0000	27090	TX
AETNA DENTAL INC	AETNA GRP	0001	95910	TX
AETNA HEALTH INC	AETNA GRP	0001	95810	MO
AETNA HEALTH INSURANCE COMPANY	AETNA GRP	0001	72052	PA
AETNA LIFE INSURANCE COMPANY	AETNA GRP	0001	60054	CT
MISSOURI CARE INC INCORPORATED	AETNA GRP	0001	12913	MO
AMERIPRISE INSURANCE COMPANY	Ameriprise Fin Grp	0004	12504	WI
IDS PROPERTY CASUALTY INSURANCE COMPANY	Ameriprise Fin Grp	0004	29068	WI
RIVERSOURCE LIFE INSURANCE COMPANY	Ameriprise Fin Grp	0004	65005	MN
ALFA LIFE INSURANCE CORPORATION	ALFA INS GRP	0005	79049	AL
ALFA SPECIALTY INSURANCE CORPORATION	ALFA INS GRP	0005	11004	AL
ALFA VISION INSURANCE CORPORATION	ALFA INS GRP	0005	12188	AL
FEDERATED LIFE INSURANCE COMPANY	FEDERATED MUT GRP	0007	63258	MN
FEDERATED MUTUAL INSURANCE COMPANY	FEDERATED MUT GRP	0007	13935	MN
FEDERATED SERVICE INSURANCE COMPANY	FEDERATED MUT GRP	0007	28304	MN
ALLSTATE ASSURANCE COMPANY	ALLSTATE INS GRP	0008	70866	IL
ALLSTATE FIRE AND CASUALTY INSURANCE COMPANY	ALLSTATE INS GRP	0008	29688	IL
ALLSTATE INDEMNITY COMPANY	ALLSTATE INS GRP	0008	19240	IL
ALLSTATE INSURANCE COMPANY	ALLSTATE INS GRP	0008	19232	IL
ALLSTATE LIFE INSURANCE COMPANY	ALLSTATE INS GRP	0008	60186	IL
ALLSTATE LIFE INSURANCE COMPANY OF NEW YORK	ALLSTATE INS GRP	0008	70874	NY
ALLSTATE PROPERTY & CASUALTY INSURANCE COMPANY	ALLSTATE INS GRP	0008	17230	IL
AMERICAN HERITAGE LIFE INSURANCE COMPANY	ALLSTATE INS GRP	0008	60534	FL
CHARTER NATIONAL LIFE INSURANCE CO	ALLSTATE INS GRP	0008	61808	IL
DEERBROOK INSURANCE COMPANY	ALLSTATE INS GRP	0008	37907	IL
ENCOMPASS INDEMNITY COMPANY	ALLSTATE INS GRP	0008	15130	IL
ENCOMPASS INSURANCE COMPANY OF AMERICA	ALLSTATE INS GRP	0008	10071	IL
FIRST COLONIAL INSURANCE COMPANY	ALLSTATE INS GRP	0008	29980	FL
INTRAMERICA LIFE INSURANCE COMPANY	ALLSTATE INS GRP	0008	64831	NY
LINCOLN BENEFIT LIFE COMPANY	ALLSTATE INS GRP	0008	65595	NE
NORTHBROOK INDEMNITY COMPANY	ALLSTATE INS GRP	0008	36455	IL
SURETY LIFE INSURANCE COMPANY	ALLSTATE INS GRP	0008	69310	NE
21ST CENTURY CASUALTY COMPANY	AMERICAN INTL GRP	0012	36404	CA
21ST CENTURY INSURANCE COMPANY	AMERICAN INTL GRP	0012	12963	CA
AGC LIFE INSURANCE COMPANY	AMERICAN INTL GRP	0012	97780	MO
AIG ADVANTAGE INSURANCE COMPANY	AMERICAN INTL GRP	0012	25232	MN
AIG ANNUITY INSURANCE COMPANY	AMERICAN INTL GRP	0012	70432	TX
AIG CASUALTY COMPANY	AMERICAN INTL GRP	0012	19402	PA
AIG CENTENNIAL INSURANCE COMPANY	AMERICAN INTL GRP	0012	34789	PA
AIG LIFE INSURANCE COMPANY	AMERICAN INTL GRP	0012	66842	DE
AIG NATIONAL INSURANCE COMPANY INC	AMERICAN INTL GRP	0012	36587	NY
AIG PREMIER INSURANCE COMPANY	AMERICAN INTL GRP	0012	20796	PA
AIG SUNAMERICA LIFE ASSURANCE COMPANY	AMERICAN INTL GRP	0012	60941	AZ
AIU INSURANCE COMPANY	AMERICAN INTL GRP	0012	19399	NY
AMERICAN GENERAL ASSURANCE COMPANY	AMERICAN INTL GRP	0012	68373	IL
AMERICAN GENERAL INDEMNITY COMPANY	AMERICAN INTL GRP	0012	24376	IL
AMERICAN GENERAL LIFE AND ACCIDENT INSURANCE COMPANY	AMERICAN INTL GRP	0012	66672	TN
AMERICAN GENERAL LIFE INSURANCE CO	AMERICAN INTL GRP	0012	60488	TX
AMERICAN GENERAL PROPERTY INSURANCE COMPANY	AMERICAN INTL GRP	0012	31208	TN
AMERICAN HOME ASSURANCE COMPANY	AMERICAN INTL GRP	0012	19380	NY
AMERICAN INTERNATIONAL INSURANCE COMPANY	AMERICAN INTL GRP	0012	32220	NY
AMERICAN INTERNATIONAL LIFE ASSURANCE OF NEW YORK	AMERICAN INTL GRP	0012	60607	NY
AMERICAN INTERNATIONAL SOUTH INSURANCE COMPANY	AMERICAN INTL GRP	0012	40258	PA
COMMERCE AND INDUSTRY INSURANCE CO	AMERICAN INTL GRP	0012	19410	NY
GRANITE STATE INSURANCE COMPANY	AMERICAN INTL GRP	0012	23809	PA
HARTFORD STEAM BOILER INSPECTION & INS	AMERICAN INTL GRP	0012	11452	CT
HARTFORD STEAM BOILER INSPECTION AND INSURANCE COMPANY OF CONNECTICUT TH	AMERICAN INTL GRP	0012	29890	CT
ILLINOIS NATIONAL INSURANCE COMPANY	AMERICAN INTL GRP	0012	23817	IL

ALPHABETIC COMPANY NAME ORDER

COMPANY NAME	GROUP NAME	GROUP CODE	COMPANY CODE	STATE OF DOMICILE
INSURANCE COMPANY OF THE STATE OF PENNSYLVANIA	AMERICAN INTL GRP	0012	19429	PA
MERIT LIFE INSURANCE COMPANY	AMERICAN INTL GRP	0012	65951	IN
NATIONAL UNION FIRE INSURANCE COMPANY OF PITTSBURG PA	AMERICAN INTL GRP	0012	19445	PA
NEW HAMPSHIRE INSURANCE COMPANY	AMERICAN INTL GRP	0012	23841	PA
PUTNAM REINSURANCE COMPANY	AMERICAN INTL GRP	0012	35157	NY
SUNAMERICA LIFE INSURANCE COMPANY	AMERICAN INTL GRP	0012	69256	AZ
UNITED GUARANTY COMMERCIAL INSURANCE COMPANY OF NORTH CAROLINA	AMERICAN INTL GRP	0012	16659	NC
UNITED GUARANTY MORTGAGE INDEMNITY COMPANY	AMERICAN INTL GRP	0012	26999	NC
UNITED GUARANTY RESIDENTIAL INSURANCE COMPANY	AMERICAN INTL GRP	0012	15873	NC
UNITED GUARANTY RESIDENTIAL INSURANCE OF NORTH CAROLINA	AMERICAN INTL GRP	0012	16667	NC
UNITED STATES LIFE INSURANCE COMPANY NEW YORK	AMERICAN INTL GRP	0012	70106	NY
VARIABLE ANNUITY LIFE INSURANCE COMPANY	AMERICAN INTL GRP	0012	70238	TX
YOSEMITE INSURANCE COMPANY	AMERICAN INTL GRP	0012	26220	IN
LIFE OF THE SOUTH INSURANCE COMPANY	LIFE OF THE SOUTH CORP GRP	0017	97691	GA
LYNDON SOUTHERN INSURANCE COMPANY	LIFE OF THE SOUTH CORP GRP	0017	10051	LA
AMERICAN ROAD INSURANCE COMPANY	AMERICAN ROAD GRP	0018	19631	MI
VISTA LIFE INSURANCE COMPANY	AMERICAN ROAD GRP	0018	84549	MI
AMERICAN BANKERS INSURANCE COMPANY OF FLORIDA	Assurant Inc Grp	0019	10111	FL
AMERICAN BANKERS LIFE ASSURANCE OF FLORIDA	Assurant Inc Grp	0019	60275	FL
AMERICAN MEMORIAL LIFE INSURANCE COMPANY	Assurant Inc Grp	0019	67989	SD
AMERICAN RELIABLE INSURANCE COMPANY	Assurant Inc Grp	0019	19615	AZ
AMERICAN SECURITY INSURANCE COMPANY	Assurant Inc Grp	0019	42978	DE
JOHN ALDEN LIFE INSURANCE COMPANY	Assurant Inc Grp	0019	65080	WI
STANDARD GUARANTY INSURANCE COMPANY	Assurant Inc Grp	0019	42986	DE
TIME INSURANCE COMPANY	Assurant Inc Grp	0019	69477	WI
UNION SECURITY INSURANCE COMPANY	Assurant Inc Grp	0019	70408	IA
UNITED DENTAL CARE OF MISSOURI INC	Assurant Inc Grp	0019	47044	MO
FIRST PENN-PACIFIC LIFE INSURANCE COMPANY	LINCOLN NATL GRP	0020	67652	IN
JEFFERSON STANDARD LIFE INSURANCE COMPANY	LINCOLN NATL GRP	0020	94072	NC
LINCOLN LIFE & ANNUITY COMPANY OF NEW YORK	LINCOLN NATL GRP	0020	62057	NY
LINCOLN NATIONAL LIFE INSURANCE COMPANY	LINCOLN NATL GRP	0020	65676	IN
BCS INSURANCE COMPANY	BCS INS GRP	0023	38245	OH
BCS LIFE INSURANCE COMPANY	BCS INS GRP	0023	80985	IL
PLANS LIABILITY INSURANCE COMPANY	BCS INS GRP	0023	26794	OH
AMICA LIFE INSURANCE COMPANY	AMICA MUT GRP	0028	72222	RI
AMICA MUTUAL INSURANCE COMPANY	AMICA MUT GRP	0028	19976	RI
AMERICAN CENTENNIAL INSURANCE CO	BERKSHIRE HATHAWAY GRP	0031	10391	DE
BERKSHIRE HATHAWAY ASSURANCE CORPORATION	BERKSHIRE HATHAWAY GRP	0031	13070	NY
BERKSHIRE HATHAWAY LIFE INSURANCE COMPANY OF NEBRASKA	BERKSHIRE HATHAWAY GRP	0031	62345	NE
CENTRAL STATES INDEMNITY COMPANY OF OMAHA	BERKSHIRE HATHAWAY GRP	0031	34274	NE
COLUMBIA INSURANCE COMPANY	BERKSHIRE HATHAWAY GRP	0031	27812	NE
COMMERCIAL CASUALTY INSURANCE COMPANY	BERKSHIRE HATHAWAY GRP	0031	32280	CA
CONTINENTAL INDEMNITY COMPANY	BERKSHIRE HATHAWAY GRP	0031	28258	IA
CSI LIFE INSURANCE COMPANY	BERKSHIRE HATHAWAY GRP	0031	82880	NE
FAIRFIELD INSURANCE COMPANY	BERKSHIRE HATHAWAY GRP	0031	44784	CT
FIRST BERKSHIRE HATHAWAY LIFE INSURANCE COMPANY	BERKSHIRE HATHAWAY GRP	0031	11591	NY
GEICO CASUALTY COMPANY	BERKSHIRE HATHAWAY GRP	0031	41491	MD
GEICO GENERAL INS CO	BERKSHIRE HATHAWAY GRP	0031	35882	MD
GEICO INDEMNITY COMPANY	BERKSHIRE HATHAWAY GRP	0031	22055	MD
GENERAL REINSURANCE CORPORATION	BERKSHIRE HATHAWAY GRP	0031	22039	DE
GENERAL STAR NATIONAL INS CO	BERKSHIRE HATHAWAY GRP	0031	11967	OH
GENESIS INSURANCE COMPANY	BERKSHIRE HATHAWAY GRP	0031	38962	CT
GOVERNMENT EMPLOYEES INSURANCE CO	BERKSHIRE HATHAWAY GRP	0031	22063	MD
IDEALIFE INSURANCE COMPANY	BERKSHIRE HATHAWAY GRP	0031	97764	CT
KANSAS BANKERS SURETY COMPANY THE	BERKSHIRE HATHAWAY GRP	0031	15962	KS
MEDICAL PROTECTIVE COMPANY	BERKSHIRE HATHAWAY GRP	0031	11843	IN
NATIONAL INDEMNITY COMPANY	BERKSHIRE HATHAWAY GRP	0031	20087	NE
NATIONAL LIABILITY & FIRE INSURANCE COMPANY	BERKSHIRE HATHAWAY GRP	0031	20052	CT
NATIONAL REINSURANCE CORPORATION THE	BERKSHIRE HATHAWAY GRP	0031	34835	DE
NORTH STAR REINSURANCE CORPORATION	BERKSHIRE HATHAWAY GRP	0031	22047	DE
OAK RIVER INSURANCE COMPANY	BERKSHIRE HATHAWAY GRP	0031	34630	NE
UNITED STATES LIABILITY INSURANCE COMPANY	BERKSHIRE HATHAWAY GRP	0031	25895	PA
CALIFORNIA CASUALTY & FIRE INSURANCE COMPANY	CALIFORNIA CAS MGMT GRP	0033	27464	CA
CALIFORNIA CASUALTY GENERAL INSURANCE COMPANY OF OREGON	CALIFORNIA CAS MGMT GRP	0033	35955	OR
CALIFORNIA CASUALTY INDEMNITY EXCHANGE	CALIFORNIA CAS MGMT GRP	0033	20117	CA
CALIFORNIA CASUALTY INSURANCE COMPANY	CALIFORNIA CAS MGMT GRP	0033	20125	CA
CHUBB INDEMNITY INSURANCE COMPANY	CHUBB & SON INC GRP	0038	12777	NY
CHUBB NATIONAL INSURANCE COMPANY	CHUBB & SON INC GRP	0038	10052	IN
EXECUTIVE RISK INDEMNITY INC	CHUBB & SON INC GRP	0038	35181	DE
FEDERAL INSURANCE COMPANY	CHUBB & SON INC GRP	0038	20281	IN
GREAT NORTHERN INSURANCE COMPANY	CHUBB & SON INC GRP	0038	20303	IN
NORTHWESTERN PACIFIC IDEMNITY COMPANY	CHUBB & SON INC GRP	0038	20338	OR
PACIFIC INDEMNITY COMPANY	CHUBB & SON INC GRP	0038	20346	WI
VIGILANT INSURANCE COMPANY	CHUBB & SON INC GRP	0038	20397	NY
AMERICAN HEALTH AND LIFE INSURANCE COMPANY	CITIGROUP GRP	0041	60518	TX

ALPHABETIC COMPANY NAME ORDER

COMPANY NAME	GROUP NAME	GROUP CODE	COMPANY CODE	STATE OF DOMICILE
NATIONAL BENEFIT LIFE INSURANCE COMPANY	CITIGROUP GRP	0041	61409	NY
PRIMERICA LIFE INSURANCE COMPANY	CITIGROUP GRP	0041	65919	MA
SEARS LIFE INSURANCE COMPANY	CITIGROUP GRP	0041	69914	TX
TRITON INSURANCE COMPANY	CITIGROUP GRP	0041	41211	TX
AMERICAN INVESTORS LIFE INS CO	Aviva Grp	0044	60631	KS
AVIVA LIFE AND ANNUITY COMPANY	Aviva Grp	0044	61689	IA
COUNTRY CASUALTY INSURANCE COMPANY	Country Ins & Fin Serv Grp	0050	20982	IL
COUNTRY INVESTORS LIFE ASSURANCE COMPANY	Country Ins & Fin Serv Grp	0050	94218	IL
COUNTRY LIFE INSURANCE COMPANY	Country Ins & Fin Serv Grp	0050	62553	IL
COUNTRY MUTUAL INSURANCE COMPANY	Country Ins & Fin Serv Grp	0050	20990	IL
COUNTRY PREFERRED INSURANCE COMPANY	Country Ins & Fin Serv Grp	0050	21008	IL
HOLYOKE MUTUAL INSURANCE COMPANY IN SALEM	Country Ins & Fin Serv Grp	0050	14206	MA
MODERN SERVICE INSURANCE COMPANY	Country Ins & Fin Serv Grp	0050	23655	IL
AUTO CLUB LIFE INSURANCE COMPANY	AUTOMOBILE CLUB MI GRP	0055	84522	MI
MEMBERSELECT INSURANCE COMPANY	AUTOMOBILE CLUB MI GRP	0055	21229	MI
ELECTRIC INSURANCE COMPANY	ELECTRIC INS GRP	0057	21261	MA
EMC PROPERTY & CASUALTY COMPANY	EMC INS CO GRP	0062	25186	IA
EMCASCO INSURANCE COMPANY	EMC INS CO GRP	0062	21407	IA
EMPLOYERS MUTUAL CASUALTY COMPANY	EMC INS CO GRP	0062	21415	IA
UNION INSURANCE COMPANY OF PROVIDENCE	EMC INS CO GRP	0062	21423	IA
AFFILIATED FM INSURANCE COMPANY	FM GLOBAL GRP	0065	10014	RI
FACTORY MUTUAL INSURANCE COMPANY	FM GLOBAL GRP	0065	21482	RI
EPIC LIFE INSURANCE COMPANY THE	WISCONSIN PHYSICIANS SERV INS GRP	0068	64149	WI
CENSTAR TITLE INSURANCE COMPANY	FIRST AMER TITLE GRP	0070	50636	TX
COLUMBIAN NATIONAL TITLE INSURANCE COMPANY	FIRST AMER TITLE GRP	0070	51373	KS
FIRST AMERICAN PROPERTY & CASUALTY INSURANCE COMPANY	FIRST AMER TITLE GRP	0070	37710	CA
FIRST AMERICAN TITLE INSURANCE COMPANY	FIRST AMER TITLE GRP	0070	50814	CA
LAND TITLE INSURANCE COMPANY OF ST LOUIS	FIRST AMER TITLE GRP	0070	50237	MO
UNITED GENERAL TITLE INSURANCE COMPANY	FIRST AMER TITLE GRP	0070	51624	CA
RELIANCE STANDARD LIFE INSURANCE COMPANY	DELPHI FIN GRP	0074	68381	IL
SAFETY FIRST INSURANCE COMPANY	DELPHI FIN GRP	0074	11123	IL
SAFETY NATIONAL CASUALTY CORPORATION	DELPHI FIN GRP	0074	15105	MO
DEVELOPERS SURETY AND INDEMNITY COMPANY	Insco Ins Services Grp	0075	12718	IA
CIM INSURANCE CORPORATION	GMAC INS HOLDING GRP	0079	22004	MI
GMAC DIRECT INSURANCE COMPANY	GMAC INS HOLDING GRP	0079	11054	MO
GMAC INSURANCE COMPANY ONLINE INC	GMAC INS HOLDING GRP	0079	11044	MO
INTEGON GENERAL INSURANCE CORPORATION	GMAC INS HOLDING GRP	0079	22780	NC
INTEGON INDEMNITY CORPORATION	GMAC INS HOLDING GRP	0079	22772	NC
INTEGON NATIONAL INSURANCE COMPANY	GMAC INS HOLDING GRP	0079	29742	NC
MIC GENERAL INSURANCE CORPORATION	GMAC INS HOLDING GRP	0079	38660	MI
MIC PROPERTY AND CASUALTY INSURANCE CORPORATION	GMAC INS HOLDING GRP	0079	38601	MI
MOTORS INSURANCE CORPORATION	GMAC INS HOLDING GRP	0079	22012	MI
NATIONAL GENERAL ASSURANCE COMPANY	GMAC INS HOLDING GRP	0079	42447	MO
NATIONAL GENERAL INSURANCE COMPANY	GMAC INS HOLDING GRP	0079	23728	MO
NEW SOUTH INSURANCE COMPANY	GMAC INS HOLDING GRP	0079	12130	NC
AMERICAN EMPIRE INSURANCE COMPANY	American Financial Grp	0084	37990	OH
AMERICAN RETIREMENT LIFE INSURANCE COMPANY	American Financial Grp	0084	88366	OH
ANNUITY INVESTORS LIFE INSURANCE CO	American Financial Grp	0084	93661	OH
CENTRAL RESERVE LIFE INSURANCE COMPANY	American Financial Grp	0084	61727	OH
CONTINENTAL GENERAL INSURANCE COMPANY	American Financial Grp	0084	71404	NE
GREAT AMERICAN ALLIANCE INSURANCE COMPANY	American Financial Grp	0084	26832	OH
GREAT AMERICAN ASSURANCE COMPANY	American Financial Grp	0084	26344	OH
GREAT AMERICAN CONTEMPORARY INSURANCE COMPANY	American Financial Grp	0084	10646	OH
GREAT AMERICAN INSURANCE COMPANY	American Financial Grp	0084	16691	OH
GREAT AMERICAN INSURANCE COMPANY OF NEW YORK	American Financial Grp	0084	22136	NY
GREAT AMERICAN LIFE INSURANCE COMPANY	American Financial Grp	0084	63312	OH
GREAT AMERICAN SECURITY INSURANCE COMPANY	American Financial Grp	0084	31135	OH
GREAT AMERICAN SPIRIT INSURANCE COMPANY	American Financial Grp	0084	33723	OH
LOYAL AMERICAN LIFE INSURANCE COMPANY	American Financial Grp	0084	65722	OH
MANHATTAN NATIONAL LIFE INSURANCE COMPANY	American Financial Grp	0084	67083	IL
MID-CONTINENT CASUALTY COMPANY	American Financial Grp	0084	23418	OH
MID-CONTINENT INSURANCE COMPANY	American Financial Grp	0084	15380	OK
NATIONAL INTERSTATE INSURANCE COMPANY	American Financial Grp	0084	32620	OH
PROVIDENT AMERICAN LIFE AND HEALTH INSURANCE COMPANY	American Financial Grp	0084	67903	OH
REPUBLIC INDEMNITY COMPANY OF AMERICA	American Financial Grp	0084	22179	CA
REPUBLIC INDEMNITY COMPANY OF CALIFORNIA	American Financial Grp	0084	43753	CA
TRIUMPHE CASUALTY COMPANY	American Financial Grp	0084	41106	PA
UNITED TEACHER ASSOCIATES INSURANCE CO	American Financial Grp	0084	63479	TX
ALLMERICA FINANCIAL BENEFIT INSURANCE COMPANY	The Hanover Ins Grp	0088	41840	MI
CITIZENS INSURANCE COMPANY OF AMERICA	The Hanover Ins Grp	0088	31534	MI
HANOVER AMERICAN INSURANCE COMPANY THE	The Hanover Ins Grp	0088	36064	NH
HANOVER INSURANCE COMPANY THE	The Hanover Ins Grp	0088	22292	NH
MASSACHUSETTS BAY INSURANCE COMPANY	The Hanover Ins Grp	0088	22306	NH
PROFESSIONALS DIRECT INSURANCE COMPANY	The Hanover Ins Grp	0088	25585	MI
VERLAN FIRE INSURANCE COMPANY	The Hanover Ins Grp	0088	10815	MD

ALPHABETIC COMPANY NAME ORDER

COMPANY NAME	GROUP NAME	GROUP CODE	COMPANY CODE	STATE OF DOMICILE
AMERICAN MATURITY LIFE INSURANCE CO	HARTFORD FIRE & CAS GRP	0091	81213	CT
HARTFORD ACCIDENT & INDEMNITY CO	HARTFORD FIRE & CAS GRP	0091	22357	CT
HARTFORD CASUALTY INSURANCE CO	HARTFORD FIRE & CAS GRP	0091	29424	IN
HARTFORD FIRE INSURANCE COMPANY	HARTFORD FIRE & CAS GRP	0091	19682	CT
HARTFORD INSURANCE COMPANY OF MIDWEST THE	HARTFORD FIRE & CAS GRP	0091	37478	IN
HARTFORD LIFE AND ACCIDENT INSURANCE COMPANY	HARTFORD FIRE & CAS GRP	0091	70815	CT
HARTFORD LIFE AND ANNUITY INSURANCE COMPANY	HARTFORD FIRE & CAS GRP	0091	71153	CT
HARTFORD LIFE INSURANCE COMPANY	HARTFORD FIRE & CAS GRP	0091	88072	CT
HARTFORD UNDERWRITERS INSURANCE COMPANY	HARTFORD FIRE & CAS GRP	0091	30104	CT
NEW ENGLAND INSURANCE COMPANY	HARTFORD FIRE & CAS GRP	0091	21830	CT
PROPERTY & CASUALTY INSURANCE COMPANY OF HARTFORD	HARTFORD FIRE & CAS GRP	0091	34690	IN
SENTINEL INSURANCE COMPANY LTD	HARTFORD FIRE & CAS GRP	0091	11000	CT
TRUMBULL INSURANCE COMPANY	HARTFORD FIRE & CAS GRP	0091	27120	CT
TWIN CITY FIRE INSURANCE COMPANY	HARTFORD FIRE & CAS GRP	0091	29459	IN
NATIONAL SPECIALTY INSURANCE COMPANY	STATE NATL GRP	0093	22608	TX
STATE NATIONAL INSURANCE COMPANY INC	STATE NATL GRP	0093	12831	TX
SECURA INSURANCE A MUTUAL COMPANY	Secura Ins Grp	0096	22543	WI
SECURA SUPREME INSURANCE COMPANY	Secura Ins Grp	0096	10239	WI
ADMIRAL INDEMNITY COMPANY	WR Berkley Corp GRP	0098	44318	DE
BERKLEY LIFE AND HEALTH INSURANCE COMPANY	WR Berkley Corp GRP	0098	64890	IA
BERKLEY REGIONAL INSURANCE COMPANY	WR Berkley Corp GRP	0098	29580	DE
CAROLINA CASUALTY INSURANCE COMPANY	WR Berkley Corp GRP	0098	10510	IA
CLERMONT INSURANCE COMPANY	WR Berkley Corp GRP	0098	33480	IA
CONTINENTAL WESTERN INSURANCE COMPANY	WR Berkley Corp GRP	0098	10804	IA
FIREMENS INSURANCE COMPANY OF WASHINGTON DC	WR Berkley Corp GRP	0098	21784	DE
GREAT DIVIDE INSURANCE COMPANY	WR Berkley Corp GRP	0098	25224	ND
MIDWEST EMPLOYERS CASUALTY COMPANY	WR Berkley Corp GRP	0098	23612	DE
RIVERPORT INSURANCE COMPANY	WR Berkley Corp GRP	0098	36684	MN
STARNET INSURANCE COMPANY	WR Berkley Corp GRP	0098	40045	DE
TRI STATE INSURANCE COMPANY OF MINNESOTA	WR Berkley Corp GRP	0098	31003	MN
UNION INSURANCE COMPANY	WR Berkley Corp GRP	0098	25844	IA
UNION STANDARD INSURANCE COMPANY	WR Berkley Corp GRP	0098	38911	OK
COMMONWEALTH LAND TITLE INSURANCE COMPANY	LANDAMERICA FIN GRP	0099	50083	NE
LAWYERS TITLE INSURANCE CORPORATION	LANDAMERICA FIN GRP	0099	50024	NE
MGIC ASSURANCE CORPORATION	MGIC GRP	0105	22594	OK
MGIC CREDIT ASSURANCE CORPORATION	MGIC GRP	0105	10682	WI
MGIC INDEMNITY CORPORATION	MGIC GRP	0105	18740	WI
MORTGAGE GUARANTY INSURANCE CORPORATION	MGIC GRP	0105	29858	WI
AMERICAN MANUFACTURERS MUTUAL INSURANCE COMPANY	LUMBERMENS MUT CAS GRP	0108	30562	IL
AMERICAN MOTORISTS INSURANCE COMPANY	LUMBERMENS MUT CAS GRP	0108	22918	IL
KEMPER CASUALTY INSURANCE COMPANY	LUMBERMENS MUT CAS GRP	0108	27138	IL
LUMBERMENS MUTUAL CASUALTY COMPANY	LUMBERMENS MUT CAS GRP	0108	22977	IL
AMERICA FIRST INSURANCE COMPANY	LIBERTY MUT GRP	0111	12696	NH
AMERICAN AMBASSADOR CASUALTY COMPANY	LIBERTY MUT GRP	0111	10073	IL
AMERICAN ECONOMY INSURANCE COMPANY	LIBERTY MUT GRP	0111	19690	IN
AMERICAN FIRE & CASUALTY COMPANY	LIBERTY MUT GRP	0111	24066	OH
AMERICAN STATES INSURANCE COMPANY	LIBERTY MUT GRP	0111	19704	IN
AMERICAN STATES INSURANCE COMPANY OF TEXAS	LIBERTY MUT GRP	0111	19712	TX
AMERICAN STATES PREFERRED INSURANCE COMPANY	LIBERTY MUT GRP	0111	37214	IN
AVOMARK INSURANCE COMPANY	LIBERTY MUT GRP	0111	10792	IN
COLORADO CASUALTY INSURANCE COMPANY	LIBERTY MUT GRP	0111	41785	CO
EMPLOYERS INSURANCE COMPANY OF WAUSAU	LIBERTY MUT GRP	0111	21458	WI
FIRST LIBERTY INSURANCE CORP THE	LIBERTY MUT GRP	0111	33588	IA
FIRST NATIONAL INSURANCE COMPANY OF AMERICA	LIBERTY MUT GRP	0111	24724	WA
GENERAL INSURANCE COMPANY OF AMERICA	LIBERTY MUT GRP	0111	24732	WA
GLOBE AMERICAN CASUALTY COMPANY	LIBERTY MUT GRP	0111	11312	OH
HAWKEYE SECURITY INSURANCE COMPANY	LIBERTY MUT GRP	0111	36919	WI
INSURANCE COMPANY OF ILLINOIS	LIBERTY MUT GRP	0111	26700	IL
LIBERTY INSURANCE CORPORATION	LIBERTY MUT GRP	0111	42404	IL
LIBERTY INSURANCE UNDERWRITERS INC.	LIBERTY MUT GRP	0111	19917	NY
LIBERTY LIFE ASSURANCE COMPANY OF BOSTON	LIBERTY MUT GRP	0111	65315	MA
LIBERTY MUTUAL FIRE INSURANCE COMPANY	LIBERTY MUT GRP	0111	23035	WI
LIBERTY MUTUAL INSURANCE COMPANY	LIBERTY MUT GRP	0111	23043	MA
LIBERTY PERSONAL INSURANCE COMPANY	LIBERTY MUT GRP	0111	11746	MI
LM GENERAL INSURANCE COMPANY	LIBERTY MUT GRP	0111	36447	DE
LM INSURANCE CORPORATION	LIBERTY MUT GRP	0111	33600	IA
LM PERSONAL INSURANCE COMPANY	LIBERTY MUT GRP	0111	36439	DE
LM PROPERTY AND CASUALTY INSURANCE COMPANY	LIBERTY MUT GRP	0111	32352	IN
MIDWESTERN INDEMNITY COMPANY THE	LIBERTY MUT GRP	0111	23515	OH
NATIONAL INSURANCE ASSOCIATION	LIBERTY MUT GRP	0111	27944	IN
NETHERLANDS INSURANCE COMPANY THE	LIBERTY MUT GRP	0111	24171	NH
OHIO CASUALTY INSURANCE COMPANY	LIBERTY MUT GRP	0111	24074	OH
OHIO SECURITY INSURANCE COMPANY	LIBERTY MUT GRP	0111	24082	OH
PEERLESS INDEMNITY INSURANCE COMPANY	LIBERTY MUT GRP	0111	18333	IL
PEERLESS INSURANCE COMPANY	LIBERTY MUT GRP	0111	24198	NH

ALPHABETIC COMPANY NAME ORDER

COMPANY NAME	GROUP NAME	GROUP CODE	COMPANY CODE	STATE OF DOMICILE
SAFECO INSURANCE COMPANY OF AMERICA	LIBERTY MUT GRP	0111	24740	WA
SAFECO INSURANCE COMPANY OF ILLINOIS	LIBERTY MUT GRP	0111	39012	IL
SAFECO INSURANCE COMPANY OF INDIANA	LIBERTY MUT GRP	0111	11215	IN
SAFECO NATIONAL INSURANCE COMPANY	LIBERTY MUT GRP	0111	24759	MO
WAUSAU BUSINESS INSURANCE COMPANY	LIBERTY MUT GRP	0111	26069	WI
WAUSAU UNDERWRITERS INSURANCE COMPANY	LIBERTY MUT GRP	0111	26042	WI
WEST AMERICAN INSURANCE COMPANY	LIBERTY MUT GRP	0111	44393	IN
TRUASSURE INSURANCE COMPANY	DELTA DENTAL PLAN OF IL GRP	0115	92525	IL
COMPBENEFITS DENTAL INC	HUMANA GRP	0119	11228	IL
COMPBENEFITS INSURANCE COMPANY	HUMANA GRP	0119	60984	TX
EMPHEYSYS INSURANCE COMPANY	HUMANA GRP	0119	88595	TX
HUMANA HEALTH PLAN INC	HUMANA GRP	0119	95885	KY
HUMANA INSURANCE COMPANY	HUMANA GRP	0119	73288	WI
HUMANADENTAL INSURANCE COMPANY	HUMANA GRP	0119	70580	WI
KANAWHA INSURANCE COMPANY	HUMANA GRP	0119	65110	SC
HAULERS INSURANCE COMPANY INC	SHELTER INS GRP	0123	31550	TN
SHELTER GENERAL INSURANCE COMPANY	SHELTER INS GRP	0123	23361	MO
SHELTER LIFE INSURANCE COMPANY	SHELTER INS GRP	0123	65757	MO
SHELTER MUTUAL INSURANCE COMPANY	SHELTER INS GRP	0123	23388	MO
SHELTER REINSURANCE COMPANY	SHELTER INS GRP	0123	26557	MO
AMERISURE INSURANCE COMPANY	AMERISURE CO GRP	0124	19488	MI
AMERISURE MUTUAL INSURANCE COMPANY	AMERISURE CO GRP	0124	23396	MI
PENN MILLERS INSURANCE COMPANY	PENN MILLER GRP	0125	14982	PA
ALLIED PROPERTY & CASUALTY INSURANCE COMPANY	NATIONWIDE CORP GRP	0140	42579	IA
AMCO INSURANCE COMPANY	NATIONWIDE CORP GRP	0140	19100	IA
DEPOSITORS INSURANCE COMPANY	NATIONWIDE CORP GRP	0140	42587	IA
FARMLAND MUTUAL INSURANCE COMPANY	NATIONWIDE CORP GRP	0140	13838	IA
NATIONAL CASUALTY COMPANY	NATIONWIDE CORP GRP	0140	11991	WI
NATIONWIDE AFFINITY INSURANCE COMPANY OF AMERICA	NATIONWIDE CORP GRP	0140	26093	OH
NATIONWIDE AGRIBUSINESS INSURANCE COMPANY	NATIONWIDE CORP GRP	0140	28223	IA
NATIONWIDE ASSURANCE COMPANY	NATIONWIDE CORP GRP	0140	10723	WI
NATIONWIDE GENERAL INSURANCE COMPANY	NATIONWIDE CORP GRP	0140	23760	OH
NATIONWIDE INSURANCE COMPANY OF AMERICA	NATIONWIDE CORP GRP	0140	25453	WI
NATIONWIDE LIFE & ANNUITY COMPANY OF AMERICA	NATIONWIDE CORP GRP	0140	70750	DE
NATIONWIDE LIFE AND ANNUITY INSURANCE COMPANY	NATIONWIDE CORP GRP	0140	92657	OH
NATIONWIDE LIFE INSURANCE COMPANY	NATIONWIDE CORP GRP	0140	66869	OH
NATIONWIDE LIFE INSURANCE COMPANY OF AMERICA	NATIONWIDE CORP GRP	0140	68225	PA
NATIONWIDE MUTUAL FIRE INSURANCE COMPANY	NATIONWIDE CORP GRP	0140	23779	OH
NATIONWIDE MUTUAL INSURANCE COMPANY	NATIONWIDE CORP GRP	0140	23787	OH
NATIONWIDE PROPERTY & CASUALTY INSURANCE COMPANY	NATIONWIDE CORP GRP	0140	37877	OH
SCOTTSDALE INDEMNITY COMPANY	NATIONWIDE CORP GRP	0140	15580	OH
TITAN INDEMNITY COMPANY	NATIONWIDE CORP GRP	0140	13242	TX
VICTORIA AUTOMOBILE INSURANCE COMPANY	NATIONWIDE CORP GRP	0140	10644	IN
VICTORIA FIRE & CASUALTY COMPANY	NATIONWIDE CORP GRP	0140	42889	OH
AMERICAN BUSN & PERSONAL INS MUTUAL INC	OLD REPUBLIC GRP	0150	40789	DE
AMERICAN GUARANTY TITLE INSURANCE COMPANY	OLD REPUBLIC GRP	0150	51411	OK
BITUMINOUS CASUALTY CORPORATION	OLD REPUBLIC GRP	0150	20095	IL
BITUMINOUS FIRE AND MARINE INS CO	OLD REPUBLIC GRP	0150	20109	IL
GREAT WEST CASUALTY COMPANY	OLD REPUBLIC GRP	0150	11371	NE
OLD REPUBLIC GENERAL INSURANCE CORPORATION	OLD REPUBLIC GRP	0150	24139	IL
OLD REPUBLIC INSURANCE COMPANY	OLD REPUBLIC GRP	0150	24147	PA
OLD REPUBLIC LIFE INSURANCE COMPANY	OLD REPUBLIC GRP	0150	67261	IL
OLD REPUBLIC NATIONAL TITLE INSURANCE COMPANY	OLD REPUBLIC GRP	0150	50520	MN
OLD REPUBLIC SECURITY ASSURANCE COMPANY	OLD REPUBLIC GRP	0150	35424	AZ
OLD REPUBLIC SURETY COMPANY	OLD REPUBLIC GRP	0150	40444	WI
REPUBLIC MORTGAGE INSURANCE COMPANY	OLD REPUBLIC GRP	0150	28452	NC
REPUBLIC MORTGAGE INSURANCE COMPANY OF FLORIDA	OLD REPUBLIC GRP	0150	32174	FL
REPUBLIC MORTGAGE INSURANCE COMPANY OF NORTH CAROLINA	OLD REPUBLIC GRP	0150	31275	NC
PEKIN LIFE INSURANCE COMPANY	PEKIN INS GRP	0153	67628	IL
ARTISAN AND TRUCKERS CASUALTY COMPANY	PROGRESSIVE GRP	0155	10194	WI
NATIONAL CONTINENTAL INSURANCE COMPANY	PROGRESSIVE GRP	0155	10243	NY
PROGRESSIVE ADVANCED INSURANCE COMPANY	PROGRESSIVE GRP	0155	11851	OH
PROGRESSIVE CASUALTY INSURANCE COMPANY	PROGRESSIVE GRP	0155	24260	OH
PROGRESSIVE CLASSIC INSURANCE COMPANY	PROGRESSIVE GRP	0155	42994	WI
PROGRESSIVE DIRECT INSURANCE COMPANY	PROGRESSIVE GRP	0155	16322	OH
PROGRESSIVE MAX INSURANCE COMPANY	PROGRESSIVE GRP	0155	24279	OH
PROGRESSIVE NORTHWESTERN INSURANCE COMPANY	PROGRESSIVE GRP	0155	42919	OH
PROGRESSIVE PREFERRED INSURANCE COMPANY	PROGRESSIVE GRP	0155	37834	OH
PROGRESSIVE SPECIALTY INSURANCE COMPANY	PROGRESSIVE GRP	0155	32786	OH
UNITED FINANCIAL CASUALTY COMPANY	PROGRESSIVE GRP	0155	11770	OH
PROVIDENCE WASHINGTON INSURANCE COMPANY	PW GRP	0156	24295	RI
YORK INSURANCE COMPANY	PW GRP	0156	24325	RI
CLEARWATER INSURANCE COMPANY	FAIRFAX FIN GRP	0158	25070	DE
COMMONWEALTH INSURANCE COMPANY OF AMERICA	FAIRFAX FIN GRP	0158	10220	WA
CRUM & FORSTER INDEMNITY COMPANY	FAIRFAX FIN GRP	0158	31348	DE

ALPHABETIC COMPANY NAME ORDER

COMPANY NAME	GROUP NAME	GROUP CODE	COMPANY CODE	STATE OF DOMICILE
FAIRMONT INSURANCE COMPANY	FAIRFAX FIN GRP	0158	18864	CA
FAIRMONT PREMIER INSURANCE COMPANY	FAIRFAX FIN GRP	0158	25518	CA
FAIRMONT SPECIALTY INSURANCE COMPANY	FAIRFAX FIN GRP	0158	24384	DE
HUDSON INSURANCE COMPANY	FAIRFAX FIN GRP	0158	25054	DE
NORTH RIVER INSURANCE COMPANY THE	FAIRFAX FIN GRP	0158	21105	NJ
SENECA INSURANCE COMPANY INC	FAIRFAX FIN GRP	0158	10936	NY
TIG INDEMNITY COMPANY	FAIRFAX FIN GRP	0158	25496	CA
TIG INSURANCE COMPANY	FAIRFAX FIN GRP	0158	25534	CA
UNITED STATES FIRE INSURANCE COMPANY	FAIRFAX FIN GRP	0158	21113	DE
TOPA INSURANCE COMPANY	TOPA EQUITIES LTD GRP	0161	18031	CA
DAIRYLAND INSURANCE COMPANY	SENTRY INS GRP	0169	21164	WI
MIDDLESEX INSURANCE COMPANY	SENTRY INS GRP	0169	23434	WI
PARKER CENTENNIAL ASSURANCE COMPANY	SENTRY INS GRP	0169	71099	WI
PATRIOT GENERAL INSURANCE COMPANY	SENTRY INS GRP	0169	23442	WI
PEAK PROPERTY AND CASUALTY INSURANCE CORPORATION	SENTRY INS GRP	0169	18139	WI
SENTRY CASUALTY COMPANY	SENTRY INS GRP	0169	28460	WI
SENTRY INSURANCE A MUTUAL COMPANY	SENTRY INS GRP	0169	24988	WI
SENTRY LIFE INSURANCE COMPANY (L&H ACCT)	SENTRY INS GRP	0169	68810	WI
SENTRY SELECT INSURANCE COMPANY	SENTRY INS GRP	0169	21180	WI
VIKING INSURANCE COMPANY OF WISCONSIN	SENTRY INS GRP	0169	13137	WI
MERIDIAN CITIZENS MUTUAL INSURANCE COMPANY	STATE AUTO MUT GRP	0175	10502	IN
MERIDIAN SECURITY INSURANCE COMPANY	STATE AUTO MUT GRP	0175	23353	IN
STATE AUTO NATIONAL INSURANCE COMPANY	STATE AUTO MUT GRP	0175	19530	OH
STATE AUTO PROPERTY & CASUALTY INSURANCE COMPANY	STATE AUTO MUT GRP	0175	25127	IA
STATE AUTOMOBILE MUTUAL INSURANCE COMPANY	STATE AUTO MUT GRP	0175	25135	OH
STATE FARM ANNUITY AND LIFE INSURANCE COMPANY	STATE FARM GRP	0176	94498	IL
STATE FARM FIRE AND CASUALTY COMPANY	STATE FARM GRP	0176	25143	IL
STATE FARM GENERAL INSURANCE COMPANY	STATE FARM GRP	0176	25151	IL
STATE FARM LIFE INSURANCE COMPANY	STATE FARM GRP	0176	69108	IL
STATE FARM MUTUAL AUTOMOBILE INSURANCE COMPANY	STATE FARM GRP	0176	25178	IL
FOUNDERS INSURANCE COMPANY	NATIONWIDE FUND GRP	0178	14249	IL
ATRADIUS TRADE CREDIT INSURANCE INC	SWISS RE GRP	0181	25422	MD
FIRST SPECIALTY INSURANCE CORPORATION	SWISS RE GRP	0181	34916	MO
NORTH AMERICAN ELITE INSURANCE COMPANY	SWISS RE GRP	0181	29700	NH
NORTH AMERICAN SPECIALTY INSURANCE COMPANY	SWISS RE GRP	0181	29874	NH
REASSURE AMERICA LIFE INSURANCE COMPANY	SWISS RE GRP	0181	70211	IN
SWISS RE LIFE & HEALTH AMERICA INC	SWISS RE GRP	0181	82627	CT
SWISS REINSURANCE AMERICA CORP	SWISS RE GRP	0181	25364	NY
WASHINGTON INTERNATIONAL INSURANCE COMPANY	SWISS RE GRP	0181	32778	NH
WESTPORT INSURANCE CORPORATION	SWISS RE GRP	0181	39845	MO
FINANCIAL SECURITY ASSURANCE INC	Financial Security Assur Holdings Grp	0194	18287	NY
INLAND INSURANCE COMPANY	UNIVERSAL SURETY GRP	0199	23264	NE
UNIVERSAL SURETY COMPANY	UNIVERSAL SURETY GRP	0199	25933	NE
GARRISON PROPERTY AND CASUALTY INSURANCE COMPANY	UNITED SERV AUTOMOBILE ASSN GRP	0200	21253	TX
UNITED SERVICES AUTOMOBILE ASSOCIATION	UNITED SERV AUTOMOBILE ASSN GRP	0200	25941	TX
USAA CASUALTY INSURANCE COMPANY	UNITED SERV AUTOMOBILE ASSN GRP	0200	25968	TX
USAA DIRECT LIFE INSURANCE COMPANY	UNITED SERV AUTOMOBILE ASSN GRP	0200	72613	NE
USAA GENERAL INDEMNITY COMPANY	UNITED SERV AUTOMOBILE ASSN GRP	0200	18600	TX
USAA LIFE INSURANCE COMPANY	UNITED SERV AUTOMOBILE ASSN GRP	0200	69663	TX
UTICA MUTUAL INSURANCE COMPANY	UTICA GRP	0201	25976	NY
AMERICAN GUARANTEE & LIABILITY INSURANCE COMPANY	ZURICH INS GRP	0212	26247	NY
AMERICAN ZURICH INSURANCE COMPANY	ZURICH INS GRP	0212	40142	IL
ASSURANCE COMPANY OF AMERICA	ZURICH INS GRP	0212	19305	NY
BRISTOL WEST INSURANCE COMPANY	ZURICH INS GRP	0212	19658	OH
CENTRE INSURANCE COMPANY	ZURICH INS GRP	0212	34649	DE
CENTRE LIFE INSURANCE COMPANY	ZURICH INS GRP	0212	80896	MA
CIVIC PROPERTY & CASUALTY CO	ZURICH INS GRP	0212	10315	CA
COLONIAL AMERICAN CASUALTY AND SURETY C	ZURICH INS GRP	0212	34347	MD
EMPIRE FIRE AND MARINE INSURANCE CO	ZURICH INS GRP	0212	21326	NE
EXACT PROPERTY & CASUALTY	ZURICH INS GRP	0212	10318	CA
FARMERS INSURANCE COMPANY INC	ZURICH INS GRP	0212	21628	KS
FARMERS INSURANCE EXCHANGE	ZURICH INS GRP	0212	21652	CA
FARMERS NEW WORLD LIFE INSURANCE CO	ZURICH INS GRP	0212	63177	WA
FIDELITY AND DEPOSIT COMPANY MARYLAND	ZURICH INS GRP	0212	39306	MD
FIRE INSURANCE EXCHANGE	ZURICH INS GRP	0212	21660	CA
FOREMOST INSURANCE COMPANY	ZURICH INS GRP	0212	11185	MI
FOREMOST PROPERTY AND CASUALTY INSURANCE COMPANY	ZURICH INS GRP	0212	11800	MI
FOREMOST SIGNATURE INSURANCE COMPANY	ZURICH INS GRP	0212	41513	MI
KEMPER INVESTORS LIFE INS CO	ZURICH INS GRP	0212	90557	IL
MARYLAND CASUALTY COMPANY	ZURICH INS GRP	0212	19356	MD
MID CENTURY INSURANCE COMPANY	ZURICH INS GRP	0212	21687	CA
NEIGHBORHOOD SPIRIT PROPERTY & CASUALTY COMPANY	ZURICH INS GRP	0212	10317	CA
NORTHERN INSURANCE COMPANY OF NEW YORK	ZURICH INS GRP	0212	19372	NY
TRUCK INSURANCE EXCHANGE	ZURICH INS GRP	0212	21709	CA
UNIVERSAL UNDERWRITERS INS CO	ZURICH INS GRP	0212	41181	KS

ALPHABETIC COMPANY NAME ORDER

COMPANY NAME	GROUP NAME	GROUP CODE	COMPANY CODE	STATE OF DOMICILE
UNIVERSAL UNDERWRITERS LIFE INSURANCE COMPANY	ZURICH INS GRP	0212	70173	KS
UNIVERSAL UNDERWRITERS OF TEXAS INSURANCE COMPANY	ZURICH INS GRP	0212	40843	TX
ZURICH AMERICAN INSURANCE COMPANY	ZURICH INS GRP	0212	16535	NY
ZURICH AMERICAN INSURANCE COMPANY OF ILLINOIS	ZURICH INS GRP	0212	27855	IL
ALLIANCE INSURANCE COMPANY INC	ALLIANCE INS GRP	0214	19186	KS
FARMERS ALLIANCE MUTUAL INSURANCE COMPANY	ALLIANCE INS GRP	0214	19194	KS
ALPHA PROPERTY & CASUALTY INSURANCE CO	UNITRIN GRP	0215	38156	WI
CHARTER INDEMNITY COMPANY	UNITRIN GRP	0215	37524	TX
FINANCIAL INDEMNITY COMPANY	UNITRIN GRP	0215	19852	CA
KEMPER INDEPENDENCE INSURANCE COMPANY	UNITRIN GRP	0215	10914	IL
MERASTAR INSURANCE COMPANY	UNITRIN GRP	0215	31968	IN
OLD RELIABLE CASUALTY COMPANY	UNITRIN GRP	0215	36625	MO
RELIABLE LIFE INSURANCE COMPANY	UNITRIN GRP	0215	68357	MO
RESERVE NATIONAL INSURANCE COMPANY	UNITRIN GRP	0215	68462	OK
TRINITY UNIVERSAL INSURANCE COMPANY	UNITRIN GRP	0215	19887	TX
UNITED CASUALTY INSURANCE COMPANY OF AMERICA	UNITRIN GRP	0215	11142	IL
UNITED INSURANCE COMPANY OF AMERICA	UNITRIN GRP	0215	69930	IL
UNITRIN AUTO AND HOME INSURANCE COMPANY	UNITRIN GRP	0215	16063	NY
UNITRIN DIRECT PROPERTY & CASUALTY COMPANY	UNITRIN GRP	0215	10915	IL
UNITRIN PREFERRED INSURANCE COMPANY	UNITRIN GRP	0215	25909	NY
UNITRIN SAFEGUARD INSURANCE COMPANY	UNITRIN GRP	0215	40703	WI
AMERICAN CASUALTY COMPANY OF READING PENNSYLVANIA	CNA INS GRP	0218	20427	PA
CONTINENTAL ASSURANCE COMPANY	CNA INS GRP	0218	62413	IL
CONTINENTAL CASUALTY COMPANY	CNA INS GRP	0218	20443	IL
CONTINENTAL INSURANCE COMPANY THE	CNA INS GRP	0218	35289	PA
NATIONAL FIRE INSURANCE COMPANY OF HARTFORD	CNA INS GRP	0218	20478	IL
SURETY BONDING COMPANY OF AMERICA	CNA INS GRP	0218	24047	SD
TRANSPORTATION INSURANCE COMPANY	CNA INS GRP	0218	20494	IL
UNIVERSAL SURETY OF AMERICA	CNA INS GRP	0218	13200	SD
VALLEY FORGE INSURANCE COMPANY	CNA INS GRP	0218	20508	PA
WESTERN SURETY COMPANY	CNA INS GRP	0218	13188	SD
GREATER NEW YORK MUTUAL INS CO	GREATER NY GRP	0222	22187	NY
ACCEPTANCE CASUALTY INSURANCE CO	IAT Reins Co Grp	0225	10349	NE
ACCEPTANCE INDEMNITY INSURANCE CO	IAT Reins Co Grp	0225	20010	NE
HARCO NATIONAL INSURANCE COMPANY	IAT Reins Co Grp	0225	26433	IL
OCCIDENTAL FIRE & CASUALTY COMPANY OF NORTH CAROLINA	IAT Reins Co Grp	0225	23248	NC
TRANSGUARD INSURANCE COMPANY OF AMERICA INC	IAT Reins Co Grp	0225	28886	IL
OHIO FARMERS INSURANCE COMPANY	WESTFIELD Grp	0228	24104	OH
WESTFIELD INSURANCE COMPANY	WESTFIELD Grp	0228	24112	OH
ING LIFE INSURANCE AND ANNUITY COMPANY	ING Amer Ins Holding Grp	0229	86509	CT
ING USA ANNUITY AND LIFE INSURANCE COMPANY	ING Amer Ins Holding Grp	0229	80942	IA
MIDWESTERN UNITED LIFE INSURANCE COMPANY	ING Amer Ins Holding Grp	0229	66109	IN
RELIASTAR LIFE INSURANCE COMPANY	ING Amer Ins Holding Grp	0229	67105	MN
RELIASTAR LIFE INSURANCE COMPANY OF NEW YORK	ING Amer Ins Holding Grp	0229	61360	NY
SECURITY LIFE OF DENVER INSURANCE COMPANY	ING Amer Ins Holding Grp	0229	68713	CO
BANKERS LIFE AND CASUALTY COMPANY	CONSECO GRP	0233	61263	IL
COLONIAL PENN LIFE INSURANCE COMPANY	CONSECO GRP	0233	62065	PA
CONSECO HEALTH INSURANCE COMPANY	CONSECO GRP	0233	78174	AZ
CONSECO INSURANCE COMPANY	CONSECO GRP	0233	60682	IL
CONSECO LIFE INSURANCE CO	CONSECO GRP	0233	65900	IN
CONSECO SENIOR HEALTH INSURANCE COMPANY	CONSECO GRP	0233	76325	PA
WASHINGTON NATIONAL INSURANCE CO	CONSECO GRP	0233	70319	IL
WESTWARD LIFE INSURANCE COMPANY	WESTWARD GRP	0237	78301	AZ
ECONOMY FIRE & CASUALTY COMPANY	METROPOLITAN GRP	0241	22926	IL
ECONOMY PREFERRED INSURANCE COMPANY	METROPOLITAN GRP	0241	38067	IL
ECONOMY PREMIER ASSURANCE COMPANY	METROPOLITAN GRP	0241	40649	IL
GENERAL AMERICAN LIFE INSURANCE COMPANY	METROPOLITAN GRP	0241	63665	MO
METLIFE INSURANCE COMPANY OF CONNECTICUT	METROPOLITAN GRP	0241	87726	CT
METLIFE INVESTORS INSURANCE COMPANY	METROPOLITAN GRP	0241	93513	MO
METLIFE INVESTORS USA INSURANCE COMPANY	METROPOLITAN GRP	0241	61050	DE
METROPOLITAN CASUALTY INSURANCE COMPANY	METROPOLITAN GRP	0241	40169	RI
METROPOLITAN DIRECT PROPERTY AND CASUALTY INSURANCE COMPANY	METROPOLITAN GRP	0241	25321	RI
METROPOLITAN GENERAL INSURANCE COMPANY	METROPOLITAN GRP	0241	39950	RI
METROPOLITAN GROUP PROPERTY & CASUALTY INSURANCE COMPANY	METROPOLITAN GRP	0241	34339	RI
METROPOLITAN LIFE INSURANCE COMPANY	METROPOLITAN GRP	0241	65978	NY
METROPOLITAN PROPERTY & CASUALTY INSURANCE COMPANY	METROPOLITAN GRP	0241	26298	RI
METROPOLITAN TOWER LIFE INSURANCE COMPANY	METROPOLITAN GRP	0241	97136	DE
NEW ENGLAND LIFE INSURANCE COMPANY	METROPOLITAN GRP	0241	91626	MA
SAFEHEALTH LIFE INSURANCE COMPANY	METROPOLITAN GRP	0241	79014	CA
TEXAS LIFE INSURANCE COMPANY	METROPOLITAN GRP	0241	69396	TX
SELECTIVE INSURANCE COMPANY OF AMERICA	SELECTIVE INS GRP	0242	12572	NJ
SELECTIVE INSURANCE COMPANY OF SOUTH CAROLINA	SELECTIVE INS GRP	0242	19259	IN
SELECTIVE INSURANCE COMPANY OF THE SOUTHEAST	SELECTIVE INS GRP	0242	39926	IN
CINCINNATI CASUALTY COMPANY THE	CINCINNATI FIN GRP	0244	28665	OH
CINCINNATI INDEMNITY COMPANY INC	CINCINNATI FIN GRP	0244	23280	OH

ALPHABETIC COMPANY NAME ORDER

COMPANY NAME	GROUP NAME	GROUP CODE	COMPANY CODE	STATE OF DOMICILE
CINCINNATI INSURANCE COMPANY THE	CINCINNATI FIN GRP	0244	10677	OH
CINCINNATI LIFE INSURANCE COMPANY THE	CINCINNATI FIN GRP	0244	76236	OH
INDIANA LUMBERMENS MUTUAL INSURANCE COMPANY	INDIANA LUMBERMENS GRP	0246	14265	IN
ADDISON INSURANCE COMPANY	UNITED FIRE & CAS GRP	0248	10324	IL
TEXAS GENERAL INDEMNITY COMPANY	UNITED FIRE & CAS GRP	0248	19526	CO
UNITED FIRE & INDEMNITY COMPANY	UNITED FIRE & CAS GRP	0248	19496	TX
UNITED FIRE AND CASUALTY COMPANY	UNITED FIRE & CAS GRP	0248	13021	IA
UNITED LIFE INSURANCE COMPANY	UNITED FIRE & CAS GRP	0248	69973	IA
HARLEYSVILLE INSURANCE COMPANY	HARLEYSVILLE GRP	0253	23582	PA
HARLEYSVILLE LAKE STATES INSURANCE COMPANY	HARLEYSVILLE GRP	0253	14516	MI
HARLEYSVILLE MUTUAL INSURANCE CO	HARLEYSVILLE GRP	0253	14168	PA
HARLEYSVILLE PREFERRED INSURANCE COMPANY	HARLEYSVILLE GRP	0253	35696	PA
HARLEYSVILLE WORCESTER INSURANCE COMPANY	HARLEYSVILLE GRP	0253	26182	PA
SOUTHERN GENERAL INSURANCE COMPANY	SOUTHERN GEN GRP	0254	37141	GA
NEW YORK MARINE & GENERAL INSURANCE COMPANY	New York MARINE & GEN GRP	0256	16608	NY
SOUTHWEST MARINE AND GENERAL INSURANCE COMPANY	New York MARINE & GEN GRP	0256	12294	NY
SAFEWAY INSURANCE COMPANY	SAFEWAY INS GRP	0257	12521	IL
MUTUAL OF OMAHA INSURANCE COMPANY	MUTUAL OF OMAHA GRP	0261	71412	NE
OMAHA INDEMNITY COMPANY THE	MUTUAL OF OMAHA GRP	0261	12254	WI
UNITED OF OMAHA LIFE INSURANCE COMPANY	MUTUAL OF OMAHA GRP	0261	69868	NE
UNITED WORLD LIFE INSURANCE COMPANY	MUTUAL OF OMAHA GRP	0261	72850	NE
CANAL INSURANCE COMPANY	CANAL GRP	0262	10464	SC
CHESAPEAKE LIFE INSURANCE COMPANY THE	HealthMarkets Grp	0264	61832	OK
HEALTHMARKETS INSURANCE COMPANY	HealthMarkets Grp	0264	92908	OK
MEGA LIFE AND HEALTH INSURANCE COMPANY THE	HealthMarkets Grp	0264	97055	OK
MIDWEST NATIONAL LIFE INSURANCE COMPANY OF TENNESSEE	HealthMarkets Grp	0264	66087	TX
GRANGE INDEMNITY INSURANCE COMPANY	GRANGE MUT CAS GRP	0267	10322	OH
GRANGE LIFE INSURANCE COMPANY	GRANGE MUT CAS GRP	0267	71218	OH
GRANGE MUTUAL CASUALTY COMPANY	GRANGE MUT CAS GRP	0267	14060	OH
TRUSTGARD INSURANCE COMPANY	GRANGE MUT CAS GRP	0267	40118	OH
PENNSYLVANIA NATIONAL MUTUAL CASUALTY INSURANCE COMPANY	PENNSYLVANIA NATL INS GRP	0271	14990	PA
WORKMENS AUTO INSURANCE COMPANY	WORKMENS GRP	0273	13250	CA
TRUSTMARK INSURANCE COMPANY	TRUSTMARK INS CO GRP	0276	61425	IL
TRUSTMARK LIFE INSURANCE COMPANY	TRUSTMARK INS CO GRP	0276	62863	IL
AUTO OWNERS INSURANCE COMPANY	AUTO OWNERS GRP	0280	18988	MI
AUTO OWNERS LIFE INSURANCE COMPANY	AUTO OWNERS GRP	0280	61190	MI
HOME-OWNERS INSURANCE COMPANY	AUTO OWNERS GRP	0280	26638	MI
OWNERS INSURANCE COMPANY	AUTO OWNERS GRP	0280	32700	OH
PROPERTY-OWNERS INSURANCE COMPANY	AUTO OWNERS GRP	0280	32905	IN
COURTESY INSURANCE COMPANY	JM FAMILY GRP	0281	26492	FL
J M I C LIFE INSURANCE COMPANY	JM FAMILY GRP	0281	89958	FL
PHILADELPHIA UNITED LIFE INSURANCE COMPANY	PHILADELPHIA UNITED GRP	0287	67792	PA
AMERICAN INCOME LIFE INSURANCE CO	LIBERTY NATL GRP	0290	60577	IN
GLOBE LIFE AND ACCIDENT INSURANCE COMPANY	LIBERTY NATL GRP	0290	91472	NE
LIBERTY NATIONAL LIFE INSURANCE COMPANY	LIBERTY NATL GRP	0290	65331	NE
UNITED AMERICAN INSURANCE COMPANY	LIBERTY NATL GRP	0290	92916	NE
UNITED INVESTORS LIFE INSURANCE COMPANY	LIBERTY NATL GRP	0290	94099	MO
AMERICAN HARDWARE MUTUAL INSURANCE COMPANY	MOTORISTS MUT	0291	13331	OH
IOWA MUTUAL INSURANCE COMPANY	MOTORISTS MUT	0291	14338	IA
HORACE MANN INSURANCE COMPANY	HORACE MANN GRP	0300	22578	IL
HORACE MANN LIFE INSURANCE COMPANY	HORACE MANN GRP	0300	64513	IL
HORACE MANN PROPERTY & CASUALTY INSURANCE COMPANY	HORACE MANN GRP	0300	22756	CA
TEACHERS INSURANCE COMPANY	HORACE MANN GRP	0300	22683	IL
GUIDEONE AMERICA INSURANCE COMPANY	GUIDEONE INS GRP	0303	42331	IA
GUIDEONE ELITE INSURANCE COMPANY	GUIDEONE INS GRP	0303	42803	IA
GUIDEONE MUTUAL INSURANCE COMPANY	GUIDEONE INS GRP	0303	15032	IA
GUIDEONE SPECIALTY MUTUAL INSURANCE COMPANY	GUIDEONE INS GRP	0303	14559	IA
PRUCO LIFE INSURANCE COMPANY	PRUDENTIAL OF AMER GRP	0304	79227	AZ
PRUDENTIAL ANNUITIES LIFE ASSURANCE CORPORATION	PRUDENTIAL OF AMER GRP	0304	86630	CT
PRUDENTIAL INSURANCE COMPANY OF AMERICA THE	PRUDENTIAL OF AMER GRP	0304	68241	NJ
PRUDENTIAL RETIREMENT INSURANCE AND ANNUITY COMPANY	PRUDENTIAL OF AMER GRP	0304	93629	CT
CMG MORTGAGE ASSURANCE COMPANY	CUNA MUT GRP	0306	29114	WI
CMG MORTGAGE INSURANCE COMPANY	CUNA MUT GRP	0306	40266	WI
CUMIS INSURANCE SOCIETY INC	CUNA MUT GRP	0306	10847	IA
CUNA MUTUAL INSURANCE SOCIETY	CUNA MUT GRP	0306	62626	IA
MEMBERS LIFE INSURANCE COMPANY	CUNA MUT GRP	0306	86126	IA
GERMANTOWN INSURANCE COMPANY	Philadelphia Contributionship GRP	0308	11282	PA
NGM INSURANCE COMPANY	Main Street Amer Grp	0311	14788	FL
INDIVIDUAL ASSURANCE COMPANY LIFE HEALTH & ACCIDENT	IAC GRP	0312	81779	MO
AEGIS SECURITY INSURANCE COMPANY	AEGIS GRP	0313	33898	PA
AMERICAN SENTINEL INSURANCE COMPANY	AEGIS GRP	0313	17965	PA
INDUSTRIAL ALLIANCE PACIFIC INSURANCE AND FINANCIAL SERVICES INC	INDUSTRIAL ALLIANCE GRP	0315	84514	WA
UNITED FAMILY LIFE INSURANCE COMPANY	INDUSTRIAL ALLIANCE GRP	0315	91693	GA
FFG INSURANCE COMPANY	AON CORP GRP	0317	43460	TX
AMERICAN FIDELITY ASSURANCE COMPANY	AMERICAN FIDELITY CORP GRP	0330	60410	OK

ALPHABETIC COMPANY NAME ORDER

COMPANY NAME	GROUP NAME	GROUP CODE	COMPANY CODE	STATE OF DOMICILE
AMERICAN PUBLIC LIFE INSURANCE COMPANY	AMERICAN FIDELITY CORP GRP	0330	60801	OK
PRINCIPAL LIFE INSURANCE COMPANY	PRINCIPAL FIN GRP	0332	61271	IA
PRINCIPAL NATIONAL LIFE INSURANCE COMPANY	PRINCIPAL FIN GRP	0332	71161	IA
ZENITH INSURANCE COMPANY	ZENITH NATL INS GRP	0336	13269	CA
NATIONAL LAND TITLE INSURANCE COMPANY	STEWART TITLE GRP	0340	50156	IL
STEWART TITLE GUARANTY COMPANY	STEWART TITLE GRP	0340	50121	TX
CHURCH INSURANCE CO THE	CHURCH PENSION FUND GRP	0344	10669	NY
CHURCH LIFE INSURANCE CORPORATION	CHURCH PENSION FUND GRP	0344	61875	NY
FLORISTS MUTUAL INSURANCE COMPANY	FLORISTS MUT GRP	0349	13978	IL
EMPLOYERS REASSURANCE CORPORATION	General Electric Grp	0350	68276	KS
HERITAGE CASUALTY INSURANCE COMPANY	General Electric Grp	0350	32077	IL
HERITAGE LIFE INSURANCE COMPANY	General Electric Grp	0350	64394	AZ
UNION FIDELITY LIFE INSURANCE COMPANY	General Electric Grp	0350	62596	IL
HOUSEHOLD LIFE INSURANCE COMPANY	HSBC Grp	0352	93777	MI
HSBC INSURANCE COMPANY OF DELAWARE	HSBC Grp	0352	28657	DE
EXCESS SHARE INSURANCE CORPORATION	AMERICAN MUT SHARE INS CORP GRP	0359	10003	OH
AMERICAN ALTERNATIVE INSURANCE CORPORATION	Munich Re Grp	0361	19720	DE
AMERICAN FAMILY HOME INSURANCE COMPANY	Munich Re Grp	0361	23450	FL
AMERICAN MODERN HOME INSURANCE CO	Munich Re Grp	0361	23469	OH
AMERICAN MODERN LIFE INSURANCE COMPANY	Munich Re Grp	0361	65811	OH
AMERICAN MODERN SELECT INSURANCE COMPANY	Munich Re Grp	0361	38652	OH
AMERICAN SOUTHERN HOME INSURANCE COMPANY	Munich Re Grp	0361	41998	FL
FIRST MARINE INSURANCE COMPANY	Munich Re Grp	0361	42722	MO
MUNICH REINSURANCE AMERICA INC	Munich Re Grp	0361	10227	DE
SOUTHERN PIONEER LIFE INSURANCE COMPANY	Munich Re Grp	0361	74365	AR
STERLING LIFE INSURANCE COMPANY	Munich Re Grp	0361	77399	IL
PHYSICIANS LIFE INSURANCE COMPANY	PHYSICIANS MUT GRP	0367	72125	NE
PHYSICIANS MUTUAL INSURANCE COMPANY	PHYSICIANS MUT GRP	0367	80578	NE
AMERICAN FAMILY LIFE ASSURANCE COMPANY OF COLUMBUS	AMERICAN FAMILY CORP GRP	0370	60380	NE
PROFESSIONALS ADVOCATE INSURANCE COMPANY	MEDICAL INS OF MD GRP	0377	29017	MD
AGL LIFE ASSURANCE COMPANY	PHOENIX COS GRP	0403	60232	PA
PHL VARIABLE INSURANCE COMPANY	PHOENIX COS GRP	0403	93548	CT
PHOENIX LIFE AND ANNUITY COMPANY	PHOENIX COS GRP	0403	93734	CT
PHOENIX LIFE INSURANCE COMPANY	PHOENIX COS GRP	0403	67814	NY
AMERICAN NATIONAL GENERAL INSURANCE COMPANY	AMERICAN NATL FIN GRP	0408	39942	MO
AMERICAN NATIONAL INSURANCE COMPANY	AMERICAN NATL FIN GRP	0408	60739	TX
AMERICAN NATIONAL LIFE INSURANCE COMPANY OF TEXAS	AMERICAN NATL FIN GRP	0408	71773	TX
AMERICAN NATIONAL PROPERTY & CASUALTY COMPANY	AMERICAN NATL FIN GRP	0408	28401	MO
FARM FAMILY CASUALTY INSURANCE COMPANY	AMERICAN NATL FIN GRP	0408	13803	NY
GARDEN STATE LIFE INSURANCE COMPANY	AMERICAN NATL FIN GRP	0408	63657	TX
STANDARD LIFE AND ACCIDENT INSURANCE COMPANY	AMERICAN NATL FIN GRP	0408	86355	OK
TRIAD GUARANTY INSURANCE CORPORATION	COLLATERAL HOLDINGS GRP	0421	24350	IL
BERKSHIRE LIFE INSURANCE COMPANY OF AMERICA	GUARDIAN LIFE GRP	0429	71714	MA
FAMILY SERVICE LIFE INSURANCE COMPANY	GUARDIAN LIFE GRP	0429	74004	TX
FIRST COMMONWEALTH OF MISSOURI INC	GUARDIAN LIFE GRP	0429	47716	MO
GUARDIAN INSURANCE & ANNUITY COMPANY INC	GUARDIAN LIFE GRP	0429	78778	DE
GUARDIAN LIFE INSURANCE COMPANY OF AMERICA	GUARDIAN LIFE GRP	0429	64246	NY
PARK AVENUE LIFE INSURANCE COMPANY	GUARDIAN LIFE GRP	0429	60003	DE
SENTINEL AMERICAN LIFE INSURANCE CO	GUARDIAN LIFE GRP	0429	77119	TX
MIDLAND NATIONAL LIFE INSURANCE COMPANY	MIDLAND NATL LIFE INS GRP	0431	66044	IA
NORTH AMERICAN COMPANY FOR LIFE AND HEALTH INSURANCE	MIDLAND NATL LIFE INS GRP	0431	66974	IA
MEDCO CONTAINMENT LIFE INSURANCE COMPANY	MEDCO CONTAINMENT SERV GRP	0433	63762	PA
C M LIFE INSURANCE COMPANY	MASS MUT LIFE INS GRP	0435	93432	CT
MASSACHUSETTS MUTUAL LIFE INSURANCE COMPANY	MASS MUT LIFE INS GRP	0435	65935	MA
MML BAY STATE LIFE INSURANCE COMPANY	MASS MUT LIFE INS GRP	0435	70416	CT
AMERICO FINANCIAL LIFE AND ANNUITY INSURANCE COMPANY	FINANCIAL HOLDINGS GRP	0449	61999	TX
GREAT SOUTHERN LIFE INSURANCE COMPANY	FINANCIAL HOLDINGS GRP	0449	90212	TX
INVESTORS LIFE INSURANCE COMPANY OF NORTH AMERICA	FINANCIAL HOLDINGS GRP	0449	63487	TX
NATIONAL FARMERS UNION LIFE INSURANCE COMPANY	FINANCIAL HOLDINGS GRP	0449	66540	TX
OHIO STATE LIFE INSURANCE COMPANY THE	FINANCIAL HOLDINGS GRP	0449	67180	TX
UNITED FIDELITY LIFE INSURANCE COMPANY	FINANCIAL HOLDINGS GRP	0449	87645	TX
INDEPENDENCE AMERICAN INSURANCE COMPANY	GENEVE HOLDINGS INC GRP	0450	26581	DE
MADISON NATIONAL LIFE INSURANCE COMPANY INC	GENEVE HOLDINGS INC GRP	0450	65781	WI
STANDARD SECURITY LIFE INSURANCE COMPANY OF NEW YORK	GENEVE HOLDINGS INC GRP	0450	69078	NY
FIDELITY SECURITY LIFE INSURANCE COMPANY	FIDELITY SECURITY GRP	0451	71870	MO
CAPITAL RESERVE LIFE INSURANCE COMPANY	SECURITY NATL GRP	0454	61573	MO
SECURITY NATIONAL LIFE INSURANCE COMPANY	SECURITY NATL GRP	0454	69485	UT
ARGONAUT GREAT CENTRAL INSURANCE CO	ARGONAUT GRP	0457	19860	IL
ARGONAUT INSURANCE COMPANY	ARGONAUT GRP	0457	19801	IL
ARGONAUT MIDWEST INSURANCE COMPANY	ARGONAUT GRP	0457	19828	IL
ROCKWOOD CASUALTY INSURANCE COMPANY	ARGONAUT GRP	0457	35505	PA
LYNDON PROPERTY INSURANCE COMPANY	PROTECTIVE LIFE INS GRP	0458	35769	MO
PROTECTIVE LIFE AND ANNUITY INSURANCE COMPANY	PROTECTIVE LIFE INS GRP	0458	88536	AL
PROTECTIVE LIFE INSURANCE COMPANY	PROTECTIVE LIFE INS GRP	0458	68136	TN
WEST COAST LIFE INSURANCE COMPANY	PROTECTIVE LIFE INS GRP	0458	70335	NE

ALPHABETIC COMPANY NAME ORDER

COMPANY NAME	GROUP NAME	GROUP CODE	COMPANY CODE	STATE OF DOMICILE
MERRILL LYNCH LIFE INSURANCE COMPANY	Aegon US Holding Grp	0468	79022	AR
MONUMENTAL LIFE INSURANCE COMPANY	Aegon US Holding Grp	0468	66281	IA
STONEBRIDGE CASUALTY INSURANCE COMPANY	Aegon US Holding Grp	0468	10952	OH
STONEBRIDGE LIFE INSURANCE COMPANY	Aegon US Holding Grp	0468	65021	VT
TRANSAMERICA FINANCIAL LIFE INSURANCE COMPANY	Aegon US Holding Grp	0468	70688	NY
TRANSAMERICA LIFE INSURANCE COMPANY	Aegon US Holding Grp	0468	86231	IA
WESTERN RESERVE LIFE ASSURANCE COMPANY OF OHIO	Aegon US Holding Grp	0468	91413	OH
CENTURION CASUALTY COMPANY	Wells Fargo Grp	0471	42765	IA
CENTURION LIFE INSURANCE COMPANY	Wells Fargo Grp	0471	62383	IA
RURAL COMMUNITY INSURANCE COMPANY	Wells Fargo Grp	0471	39039	MN
AMERICAN FAMILY LIFE INSURANCE COMPANY	AMERICAN FAMILY INS GRP	0473	60399	WI
AMERICAN FAMILY MUTUAL INSURANCE COMPANY	AMERICAN FAMILY INS GRP	0473	19275	WI
AMERICAN STANDARD INSURANCE COMPANY OF WISCONSIN	AMERICAN FAMILY INS GRP	0473	19283	WI
FCCI INSURANCE COMPANY	FCCI MUT INS GRP	0474	10178	FL
MONROE GUARANTY INSURANCE COMPANY	FCCI MUT INS GRP	0474	32506	IN
NATIONAL TRUST INSURANCE COMPANY	FCCI MUT INS GRP	0474	20141	TN
RENAISSANCE LIFE & HEALTH INSURANCE COMPANY	Renaissance Hlth Serv Corp Grp	0477	94587	IN
RENAISSANCE LIFE & HEALTH INSURANCE COMPANY OF AMERICA	Renaissance Hlth Serv Corp Grp	0477	61700	DE
FIRST FINANCIAL INSURANCE COMPANY	IFG CO GRP	0479	11177	IL
1ST AUTO & CASUALTY INSURANCE COMPANY	WISCONSIN RE GRP	0490	44725	WI
CAPITOL INDEMNITY CORPORATION	Alleghany Grp	0501	10472	WI
DARWIN NATIONAL ASSURANCE COMPANY	Alleghany Grp	0501	16624	DE
HOMESITE INDEMNITY COMPANY	Alleghany Grp	0501	20419	KS
PLATTE RIVER INSURANCE COMPANY	Alleghany Grp	0501	18619	NE
RSUI INDEMNITY COMPANY	Alleghany Grp	0501	22314	NH
FORTRESS INSURANCE COMPANY	NATIONAL GRP	0508	10801	IL
NAVIGATORS INSURANCE COMPANY	NAVIGATORS GRP	0510	42307	NY
EQUITRUST LIFE INSURANCE COMPANY	IOWA FARM BUREAU GRP	0513	62510	IA
FARM BUREAU MUTUAL INSURANCE COMPANY	IOWA FARM BUREAU GRP	0513	13773	IA
WESTERN AGRICULTURAL INSURANCE COMPANY	IOWA FARM BUREAU GRP	0513	27871	IA
FARM BUREAU LIFE INSURANCE COMPANY OF MISSOURI	MISSOURI FARM BUREAU GRP	0514	63118	MO
FARM BUREAU NEW HORIZONS INSURANCE COMPANY OF MISSOURI	MISSOURI FARM BUREAU GRP	0514	12345	MO
FARM BUREAU TOWN & COUNTRY INS CO OF MO	MISSOURI FARM BUREAU GRP	0514	26859	MO
CLARENDON NATIONAL INSURANCE COMPANY	HANNOVER GRP	0517	20532	NJ
GERLING AMERICA INSURANCE COMPANY	HANNOVER GRP	0517	41343	NY
HARBOR SPECIALTY INSURANCE COMPANY	HANNOVER GRP	0517	21806	NJ
GRINNELL MUTUAL REINSURANCE COMPANY	GRINNELL MUT GRP	0518	14117	IA
GRINNELL SELECT INSURANCE COMPANY	GRINNELL MUT GRP	0518	16144	IA
NEW ERA LIFE INSURANCE COMPANY OF THE MIDWEST	NEW ERA LIFE GRP	0520	69698	TX
PHILADELPHIA AMERICAN LIFE INSURANCE COMPANY	NEW ERA LIFE GRP	0520	67784	TX
PAN AMERICAN ASSURANCE COMPANY	PAN AMER LIFE GRP	0525	93459	LA
PAN-AMERICAN LIFE INSURANCE COMPANY	PAN AMER LIFE GRP	0525	67539	LA
CENTRAL SECURITY LIFE INSURANCE CO	MAXIMUM CORP GRP	0526	61735	TX
CAPITAL MARKETS ASSURANCE CORPORATION	MBIA GRP	0528	20877	NY
MBIA INSURANCE CORP. OF ILLINOIS	MBIA GRP	0528	23825	IL
MBIA INSURANCE CORPORATION	MBIA GRP	0528	12041	NY
CAMERON MUTUAL INSURANCE COMPANY	CAMERON MUT GRP	0532	15725	MO
CAMERON NATIONAL INSURANCE COMPANY	CAMERON MUT GRP	0532	42498	MO
COLUMBIAN LIFE INSURANCE COMPANY	COLUMBIAN LIFE GRP	0535	76023	IL
COLUMBIAN MUTUAL LIFE INSURANCE CO	COLUMBIAN LIFE GRP	0535	62103	NY
BLUE CROSS AND BLUE SHIELD OF KANSAS CITY	BCBS OF KC GRP	0537	47171	MO
BLUE CROSS AND BLUE SHIELD OF KANSAS CITY	BCBS OF KC GRP	0537	47171	MO
BLUE-ADVANTAGE PLUS OF KANSAS CITY INC D/B/A BLUE-ADVANTAGE PLUS	BCBS OF KC GRP	0537	10753	MO
GOOD HEALTH HMO INC DBA BLUE-CARE INC	BCBS OF KC GRP	0537	95315	MO
MISSOURI VALLEY LIFE AND HEALTH INSURANCE COMPANY	BCBS OF KC GRP	0537	76040	MO
COUNTRYWAY INSURANCE COMPANY	INDIANA FARM BUREAU Grp	0542	10022	NY
UNITED HOME LIFE INSURANCE COMPANY	INDIANA FARM BUREAU Grp	0542	69922	IN
INDEPENDENCE LIFE AND ANNUITY COMPANY	SUN LIFE ASSUR CO OF CN GRP	0549	64602	RI
PROFESSIONAL INSURANCE COMPANY	SUN LIFE ASSUR CO OF CN GRP	0549	68047	TX
SUN LIFE AND HEALTH INSURANCE COMPANY (US)	SUN LIFE ASSUR CO OF CN GRP	0549	80926	CT
SUN LIFE ASSURANCE COMPANY OF CANADA	SUN LIFE ASSUR CO OF CN GRP	0549	80802	MI
SUN LIFE ASSURANCE OF CANADA (US)	SUN LIFE ASSUR CO OF CN GRP	0549	79065	DE
ARROWOOD INDEMNITY COMPANY	Arrowpoint Capital Grp	0553	24678	DE
COMMERCIAL TRAVELERS MUTUAL INSURANCE COMPANY	COMMERCIAL TRAVELERS GRP	0560	81426	NY
MONITOR LIFE INSURANCE COMPANY OF NEW YORK	COMMERCIAL TRAVELERS GRP	0560	81442	NY
COLONIAL LIFE & ACCIDENT INS CO	UNUMPROVIDENT CORP GRP	0565	62049	SC
PAUL REVERE LIFE INSURANCE COMPANY	UNUMPROVIDENT CORP GRP	0565	67598	MA
PAUL REVERE VARIABLE ANNUITY INSURANCE COMPANY THE	UNUMPROVIDENT CORP GRP	0565	67601	MA
PROVIDENT LIFE AND ACCIDENT INSURANCE COMPANY	UNUMPROVIDENT CORP GRP	0565	68195	TN
PROVIDENT LIFE AND CASUALTY INSURANCE COMPANY	UNUMPROVIDENT CORP GRP	0565	68209	TN
UNUM LIFE INSURANCE COMPANY OF AMERICA	UNUMPROVIDENT CORP GRP	0565	62235	ME
FARMERS MUTUAL HAIL INSURANCE COMPANY OF IOWA	FARMERS MUT HAIL INS GRP	0569	13897	IA
FARMERS UNION COOPERATIVE INSURANCE COMPANY	FARMERS MUT HAIL INS GRP	0569	16381	IA
ACCIDENT FUND GENERAL INSURANCE COMPANY	BCBS OF MI GRP	0572	12304	MI
ACCIDENT FUND INSURANCE COMPANY OF AMERICA	BCBS OF MI GRP	0572	10166	MI

ALPHABETIC COMPANY NAME ORDER

COMPANY NAME	GROUP NAME	GROUP CODE	COMPANY CODE	STATE OF DOMICILE
ACCIDENT FUND NATIONAL INSURANCE COMPANY	BCBS OF MI GRP	0572	12305	MI
LIFESECURE INSURANCE COMPANY	BCBS OF MI GRP	0572	77720	MI
UNITED WISCONSIN INSURANCE COMPANY	BCBS OF MI GRP	0572	29157	WI
CHRISTIAN FIDELITY LIFE INSURANCE CO	AMERCO CORP GRP	0574	61859	TX
NORTH AMERICAN INSURANCE COMPANY	AMERCO CORP GRP	0574	68349	WI
OXFORD LIFE INSURANCE COMPANY	AMERCO CORP GRP	0574	76112	AZ
REPUBLIC WESTERN INSURANCE COMPANY	AMERCO CORP GRP	0574	31089	AZ
BOSTON MUTUAL LIFE INSURANCE COMPANY	BOSTON MUT GRP	0581	61476	MA
AMERICAN SOUTHERN INSURANCE COMPANY	ATLANTIC AMER GRP	0587	10235	KS
BANKERS FIDELITY LIFE INSURANCE CO	ATLANTIC AMER GRP	0587	61239	GA
KANSAS CITY LIFE INSURANCE COMPANY	KANSAS CITY LIFE INS GRP	0588	65129	MO
OLD AMERICAN INSURANCE COMPANY	KANSAS CITY LIFE INS GRP	0588	67199	MO
SUNSET LIFE INSURANCE COMPANY OF AMERICA	KANSAS CITY LIFE INS GRP	0588	69272	MO
ACIG INSURANCE COMPANY	AMERICAN CONTRACTORS INS GRP	0594	19984	IL
KAISER PERMANENTE INSURANCE COMPANY	KAISER FOUNDATION GRP	0601	60053	CA
CONSTITUTION INSURANCE COMPANY	GERLING GLOBAL RE GRP	0604	32190	NY
CICA LIFE INSURANCE COMPANY OF AMERICA	Citizens Grp	0612	71463	CO
BENEFICIAL LIFE INSURANCE COMPANY	BENEFICIAL LIFE GRP	0615	61395	UT
AMERICAN UNITED LIFE INSURANCE CO	OneAmerica Fin Partners Grp	0619	60895	IN
PIONEER MUTUAL LIFE INSURANCE COMPANY	OneAmerica Fin Partners Grp	0619	67911	ND
STATE LIFE INSURANCE COMPANY	OneAmerica Fin Partners Grp	0619	69116	IN
HEALTH NET LIFE INSURANCE COMPANY	Health Net Inc Grp	0623	66141	CA
ACE AMERICAN INSURANCE COMPANY	Ace Ltd Grp	0626	22667	PA
ACE FIRE UNDERWRITERS INSURANCE COMPANY	Ace Ltd Grp	0626	20702	PA
ACE INDEMNITY INSURANCE COMPANY	Ace Ltd Grp	0626	10030	IA
ACE LIFE INSURANCE COMPANY	Ace Ltd Grp	0626	60348	CT
ACE PROPERTY AND CASUALTY INSURANCE COMPANY	Ace Ltd Grp	0626	20699	PA
ASSURED GUARANTY CORP	Ace Ltd Grp	0626	30180	MD
BANKERS STANDARD FIRE & MARINE CO	Ace Ltd Grp	0626	20591	PA
BANKERS STANDARD INSURANCE COMPANY	Ace Ltd Grp	0626	18279	PA
COMBINED INSURANCE CO OF AMERICA	Ace Ltd Grp	0626	62146	IL
INDEMNITY INSURANCE COMPANY OF NORTH AMERICA	Ace Ltd Grp	0626	43575	PA
INSURANCE COMPANY OF NORTH AMERICA	Ace Ltd Grp	0626	22713	PA
PACIFIC EMPLOYERS INSURANCE COMPANY	Ace Ltd Grp	0626	22748	PA
WESTCHESTER FIRE INSURANCE COMPANY	Ace Ltd Grp	0626	21121	NY
INVESTORS TITLE INSURANCE COMPANY	INVESTORS TITLE GRP	0627	50369	NC
NORTHEAST INVESTORS TITLE INSURANCE COMPANY	INVESTORS TITLE GRP	0627	50377	SC
LIFE INSURANCE COMPANY OF THE SOUTHWEST	National Life GRP	0634	65528	TX
NATIONAL LIFE INSURANCE COMPANY	National Life GRP	0634	66680	VT
AMERICAN FEDERATED INSURANCE COMPANY	FIRST TOWER GRP	0641	10170	MS
AMERICAN FEDERATED LIFE INSURANCE COMPANY	FIRST TOWER GRP	0641	98736	MS
AMERICAN MERCURY INSURANCE COMPANY	MERCURY GEN GRP	0660	16810	OK
COMPANION COMMERCIAL INSURANCE COMPANY	BCBS of SC Grp	0661	10794	SC
COMPANION LIFE INSURANCE COMPANY	BCBS of SC Grp	0661	77828	SC
COMPANION PROPERTY AND CASUALTY INSURANCE COMPANY	BCBS of SC Grp	0661	12157	SC
ZALE INDEMNITY COMPANY	ZALE CORP GRP	0669	30325	TX
ZALE LIFE INSURANCE COMPANY	ZALE CORP GRP	0669	71323	AZ
CHICAGO TITLE INSURANCE COMPANY	FIDELITY NATL FIN GRP	0670	50229	NE
FIDELITY NATIONAL INSURANCE COMPANY	FIDELITY NATL FIN GRP	0670	25180	CA
FIDELITY NATIONAL PROPERTY AND CASUALTY INSURANCE COMPANY	FIDELITY NATL FIN GRP	0670	16578	NY
FIDELITY NATIONAL TITLE INSURANCE CO	FIDELITY NATL FIN GRP	0670	51586	CA
SECURITY UNION TITLE INSURANCE COMPANY	FIDELITY NATL FIN GRP	0670	50857	CA
TICOR TITLE INSURANCE COMPANY	FIDELITY NATL FIN GRP	0670	50067	CA
TICOR TITLE INSURANCE COMPANY OF FLORIDA	FIDELITY NATL FIN GRP	0670	51535	NE
ANTHEM INSURANCE COMPANIES INC	Wellpoint Inc Grp	0671	28207	IN
ANTHEM LIFE INSURANCE COMPANY	Wellpoint Inc Grp	0671	61069	IN
HEALTHLINK HMO INC DBA HEALTHLINK HMO	Wellpoint Inc Grp	0671	96475	MO
HEALTHY ALLIANCE LIFE INSURANCE CO	Wellpoint Inc Grp	0671	78972	MO
HMO MISSOURI INC DBA ANTHEM BLUE CROSS AND BLUE SHIELD	Wellpoint Inc Grp	0671	95358	MO
ONENATION INSURANCE COMPANY	Wellpoint Inc Grp	0671	85286	IN
UNICARE LIFE & HEALTH INSURANCE COMPANY	Wellpoint Inc Grp	0671	80314	IN
PHILADELPHIA INDEMNITY INSURANCE COMPANY	Philadelphia Consolidated Holding Grp	0677	18058	PA
AMERICAN INTERSTATE INSURANCE COMPANY	AMERISAFE GRP	0680	31895	LA
GUARANTEE TRUST LIFE INSURANCE CO	GUARANTEE TRUST GRP	0687	64211	IL
UNITED NATIONAL LIFE INSURANCE COMPANY OF AMERICA	GUARANTEE TRUST GRP	0687	92703	IL
BANKERS INSURANCE COMPANY	BANKERS INS GRP	0689	33162	FL
BANKERS LIFE INSURANCE COMPANY	BANKERS INS GRP	0689	81043	FL
CENSTAT CASUALTY COMPANY	CENTRAL STATES GRP	0690	11499	NE
CENTRAL STATE HEALTH & LIFE INS CO OF OMAHA	CENTRAL STATES GRP	0690	61751	NE
OLD UNITED CASUALTY COMPANY	VAN ENT GRP	0697	37060	KS
OLD UNITED LIFE INSURANCE COMPANY	VAN ENT GRP	0697	76007	AZ
OHIO NATIONAL LIFE ASSURANCE CORPORATION	OHIO NATL LIFE GRP	0704	89206	OH
OHIO NATIONAL LIFE INSURANCE COMPANY THE	OHIO NATL LIFE GRP	0704	67172	OH
AMERICAN MEDICAL SECURITY LIFE INSURANCE COMPANY	UNITEDHEALTH GRP	0707	97179	WI
DENTAL BENEFIT PROVIDERS OF ILLINOIS	UNITEDHEALTH GRP	0707	52053	IL

ALPHABETIC COMPANY NAME ORDER

COMPANY NAME	GROUP NAME	GROUP CODE	COMPANY CODE	STATE OF DOMICILE
GOLDEN RULE INSURANCE COMPANY	UNITEDHEALTH GRP	0707	62286	IN
MAMSI LIFE AND HEALTH INSURANCE COMPANY	UNITEDHEALTH GRP	0707	60321	MD
MIDWEST SECURITY LIFE INSURANCE COMPANY	UNITEDHEALTH GRP	0707	79480	WI
PACIFICARE LIFE AND HEALTH INSURANCE COMPANY	UNITEDHEALTH GRP	0707	70785	IN
SIERRA HEALTH & LIFE INSURANCE COMPANY INC	UNITEDHEALTH GRP	0707	71420	CA
UNIMERICA INSURANCE COMPANY	UNITEDHEALTH GRP	0707	91529	WI
UNITED HEALTHCARE INSURANCE COMPANY	UNITEDHEALTH GRP	0707	79413	CT
UNITED HEALTHCARE OF THE MIDWEST INC	UNITEDHEALTH GRP	0707	96385	MO
PACIFIC LIFE & ANNUITY COMPANY	PACIFIC LIFE GRP	0709	97268	AZ
PACIFIC LIFE INSURANCE COMPANY	PACIFIC LIFE GRP	0709	67466	NE
CONSUMERS LIFE INSURANCE COMPANY	MEDICAL MUT OF OH GRP	0730	62375	OH
AMERICAN SUMMIT INSURANCE COMPANY	NLASCO GRP	0732	19623	TX
NATIONAL LLOYDS INSURANCE COMPANY	NLASCO GRP	0732	15474	TX
PROCENTURY INSURANCE COMPANY	Meadowbrook Ins Grp	0748	21903	TX
SAVERS PROPERTY & CASUALTY INSURANCE COMPANY	Meadowbrook Ins Grp	0748	16551	MO
STAR INSURANCE COMPANY	Meadowbrook Ins Grp	0748	18023	MI
GENERAL SECURITY NATIONAL INSURANCE COMPANY	SCOR GRP	0749	39322	NY
INVESTORS INSURANCE CORPORATION	SCOR GRP	0749	64939	DE
SCOR GLOBAL LIFE RE INSURANCE COMPANY OF TEXAS	SCOR GRP	0749	87017	TX
SCOR GLOBAL LIFE US RE INSURANCE COMPANY	SCOR GRP	0749	64688	TX
CENTRAL BENEFITS NATIONAL LIFE INS CO	CENTRAL BENEFITS GRP	0759	63541	OH
ALLIANZ GLOBAL RISKS US INSURANCE COMPANY	ALLIANZ INS GRP	0761	35300	CA
ALLIANZ LIFE AND ANNUITY COMPANY	ALLIANZ INS GRP	0761	69604	MN
ALLIANZ LIFE INSURANCE COMPANY OF NEW YORK	ALLIANZ INS GRP	0761	64190	NY
ALLIANZ LIFE INSURANCE COMPANY OF NORTH AMERICA	ALLIANZ INS GRP	0761	90611	MN
ALLIANZ UNDERWRITERS INSURANCE COMPANY	ALLIANZ INS GRP	0761	36420	CA
AMERICAN AUTOMOBILE INSURANCE COMPANY	ALLIANZ INS GRP	0761	21849	MO
AMERICAN INSURANCE COMPANY THE	ALLIANZ INS GRP	0761	21857	OH
ASSOCIATED INDEMNITY CORPORATION	ALLIANZ INS GRP	0761	21865	CA
CHICAGO INSURANCE COMPANY	ALLIANZ INS GRP	0761	22810	IL
EULER HERMES AMERICAN CREDIT INDEMNITY COMPANY	ALLIANZ INS GRP	0761	20516	MD
FIREMANS FUND INSURANCE COMPANY	ALLIANZ INS GRP	0761	21873	CA
INTERSTATE INDEMNITY COMPANY	ALLIANZ INS GRP	0761	22837	IL
JEFFERSON INSURANCE COMPANY	ALLIANZ INS GRP	0761	11630	NY
NATIONAL SURETY CORPORATION	ALLIANZ INS GRP	0761	21881	IL
AMERIN GUARANTY CORPORATION	Radian Grp	0766	30872	IL
RADIAN ASSET ASSURANCE INC	Radian Grp	0766	36250	NY
RADIAN GUARANTY INC	Radian Grp	0766	33790	PA
MANUFACTURERS ALLIANCE INSURANCE COMPANY	Pennsylvania Manufacturers Grp	0767	36897	PA
PENNSYLVANIA MANUFACTURERS ASSOCIATION INSURANCE COMPANY	Pennsylvania Manufacturers Grp	0767	12262	PA
PENNSYLVANIA MANUFACTURERS INDEMNITY COMPANY	Pennsylvania Manufacturers Grp	0767	41424	PA
CANADA LIFE ASSURANCE COMPANY	GREAT WEST GRP	0769	80659	MI
CANADA LIFE INSURANCE COMPANY OF AMERICA	GREAT WEST GRP	0769	81060	MI
GREAT WEST LIFE ASSURANCE COMPANY	GREAT WEST GRP	0769	80705	CO
GREAT-WEST LIFE & ANNUITY INSURANCE COMPANY	GREAT WEST GRP	0769	68322	CO
LONDON LIFE REINSURANCE COMPANY	GREAT WEST GRP	0769	76694	PA
WELLMARK COMMUNITY INSURANCE INC	Wellmark Inc Grp	0770	83607	IA
PHARMACISTS LIFE INSURANCE COMPANY, THE	PHARMACISTS MUT GRP	0775	90247	IA
PHARMACISTS MUTUAL INSURANCE COMPANY	PHARMACISTS MUT GRP	0775	13714	IA
ULLICO CASUALTY COMPANY	UNION LABOR GRP	0781	37893	DE
ULLICO LIFE INSURANCE COMPANY	UNION LABOR GRP	0781	86371	TX
UNION LABOR LIFE INSURANCE COMPANY	UNION LABOR GRP	0781	69744	MD
RLI INDEMNITY COMPANY	RLI INS GRP	0783	28860	IL
RLI INSURANCE COMPANY	RLI INS GRP	0783	13056	IL
DEERFIELD INSURANCE COMPANY	MARKEL CORP GRP	0785	37184	IL
MARKEL AMERICAN INSURANCE COMPANY	MARKEL CORP GRP	0785	28932	VA
MARKEL INSURANCE COMPANY	MARKEL CORP GRP	0785	38970	IL
UNITY FINANCIAL LIFE INSURANCE COMPANY	UNITY MUT GRP	0786	63819	PA
UNITY MUTUAL LIFE INSURANCE COMPANY	UNITY MUT GRP	0786	70114	NY
BLUE RIDGE INSURANCE COMPANY	QBE INS GRP	0796	24503	WI
CAPITAL CITY INSURANCE COMPANY INC	QBE INS GRP	0796	30589	SC
GENERAL CASUALTY COMPANY OF WISCONSIN	QBE INS GRP	0796	24414	WI
GENERAL CASUALTY INSURANCE COMPANY	QBE INS GRP	0796	18821	WI
NATIONAL FARMERS UNION PROPERTY & CASUALTY COMPANY	QBE INS GRP	0796	16217	CO
NORTH POINTE INSURANCE COMPANY	QBE INS GRP	0796	27740	MI
PRAETORIAN INSURANCE COMPANY	QBE INS GRP	0796	37257	IL
QBE INSURANCE CORPORATION	QBE INS GRP	0796	39217	PA
REDLAND INSURANCE COMPANY	QBE INS GRP	0796	37303	NJ
REGENT INSURANCE COMPANY	QBE INS GRP	0796	24449	WI
UNITED SECURITY INSURANCE COMPANY	QBE INS GRP	0796	21776	CO
FUNERAL DIRECTORS LIFE INSURANCE CO	DIRECTORS INVESTMENT GRP	0801	99775	TX
COLUMBIA MUTUAL INSURANCE COMPANY	COLUMBIA INS GRP	0807	40371	MO
COLUMBIA NATIONAL INSURANCE COMPANY	COLUMBIA INS GRP	0807	19640	NE
AMERICAN NETWORK INSURANCE COMPANY	PENN TREATY AMER GRP	0810	81078	PA
PENN TREATY NETWORK AMERICA INSURANCE COMPANY	PENN TREATY AMER GRP	0810	63282	PA

ALPHABETIC COMPANY NAME ORDER

COMPANY NAME	GROUP NAME	GROUP CODE	COMPANY CODE	STATE OF DOMICILE
HIGHMARK CASUALTY INSURANCE COMPANY	HIGHMARK GRP	0812	35599	PA
HM HEALTH INSURANCE COMPANY	HIGHMARK GRP	0812	71768	PA
HM LIFE INSURANCE COMPANY	HIGHMARK GRP	0812	93440	PA
UNITED CONCORDIA DENTAL PLANS MIDWEST INC	HIGHMARK GRP	0812	96150	MI
UNITED CONCORDIA LIFE AND HEALTH INSURANCE COMPANY	HIGHMARK GRP	0812	62294	PA
AMERICAN COMMERCE INSURANCE COMPANY	COMMERCE INC GRP	0816	19941	OH
ATLANTA INTERNATIONAL INSURANCE CO	AON SERV GRP	0821	20931	NY
NEW YORK LIFE INSURANCE AND ANNUITY CORPORATION	NEW YORK LIFE GRP	0826	91596	DE
NEW YORK LIFE INSURANCE COMPANY	NEW YORK LIFE GRP	0826	66915	NY
NYLIFE INSURANCE COMPANY OF ARIZONA	NEW YORK LIFE GRP	0826	81353	AZ
AMGUARD INSURANCE COMPANY	GUARD INS CO GRP	0828	42390	PA
EASTGUARD INSURANCE COMPANY	GUARD INS CO GRP	0828	14702	PA
NORGUARD INSURANCE COMPANY	GUARD INS CO GRP	0828	31470	PA
AMERICAN HEALTHCARE INDEMNITY COMPANY	DOCTORS CO GRP	0831	39152	DE
DOCTORS COMPANY AN INTERINS EXCHANGE	DOCTORS CO GRP	0831	34495	CA
OHIC INSURANCE COMPANY	DOCTORS CO GRP	0831	35602	OH
UNDERWRITER FOR THE PROFESSIONS INSURANCE COMPANY	DOCTORS CO GRP	0831	41050	CO
COLUMBUS LIFE INSURANCE COMPANY	WEST SOUTHERN GRP	0836	99937	OH
INTEGRITY LIFE INSURANCE COMPANY	WEST SOUTHERN GRP	0836	74780	OH
LAFAYETTE LIFE INSURANCE COMPANY THE	WEST SOUTHERN GRP	0836	65242	IN
WESTERN AND SOUTHERN LIFE INSURANCE COMPANY	WEST SOUTHERN GRP	0836	70483	OH
WESTERN SOUTHERN LIFE ASSURANCE COMPANY	WEST SOUTHERN GRP	0836	92622	OH
FREEDOM LIFE INSURANCE COMPANY OF AMERICA	WESTBRIDGE CAPITAL GRP	0839	62324	TX
NATIONAL FOUNDATION LIFE INSURANCE COMPANY	WESTBRIDGE CAPITAL GRP	0839	98205	TX
PENN INSURANCE AND ANNUITY COMPAY THE	PENN MUT GRP	0850	93262	DE
PENN MUTUAL LIFE INSURANCE COMPANY THE	PENN MUT GRP	0850	67644	PA
PUBLIC SERVICE MUTUAL INSURANCE COMPANY	PUBLIC SERV GRP	0853	15059	NY
MILLERS CLASSIFIED INSURANCE COMPANY	MILLERS FIRST INS CO GRP	0855	40185	WI
MILLERS FIRST INSURANCE COMANY	MILLERS FIRST INS CO GRP	0855	14583	IL
NORTHWESTERN LONG TERM CARE INSURANCE COMPANY	NORTHWESTERN MUT GRP	0860	69000	WI
NORTHWESTERN MUTUAL LIFE INSURANCE COMPANY	NORTHWESTERN MUT GRP	0860	67091	WI
MEDICAL LIABILITY ALLIANCE	HOSPITAL SERV GRP	0861	10686	MO
MISSOURI HOSPITAL PLAN	HOSPITAL SERV GRP	0861	27642	MO
AMERICAN UNDERWRITERS LIFE INSURANCE COMPANY	INTER AMER GRP	0863	92649	AZ
CENTURY LIFE ASSURANCE COMPANY	INTER AMER GRP	0863	94447	OK
STRATFORD INSURANCE COMPANY	WESTERN WORLD GRP	0866	40436	NH
PROTECTIVE INSURANCE COMPANY	Baldwin & Lyons Grp	0867	12416	IN
SAGAMORE INSURANCE COMPANY	Baldwin & Lyons Grp	0867	40460	IN
CHEROKEE NATIONAL LIFE INSURANCE COMPAN	MINNESOTA MUT GRP	0869	61824	GA
CNL/INSURANCE AMERICA INC	MINNESOTA MUT GRP	0869	30112	GA
MINNESOTA LIFE INSURANCE COMPANY	MINNESOTA MUT GRP	0869	66168	MN
SECURIAN CASUALTY COMPANY	MINNESOTA MUT GRP	0869	10054	MN
SECURIAN LIFE INSURANCE COMPANY	MINNESOTA MUT GRP	0869	93742	MN
SECURITY BENEFIT LIFE INSURANCE COMPANY	SECURITY BENEFIT GRP	0870	68675	KS
BANNER LIFE INSURANCE COMPANY	BANNER LIFE GRP	0872	94250	MD
USABLE LIFE	ARKANSAS BCBS GRP	0876	94358	AR
TRANS WORLD ASSURANCE COMPANY	TRANS WORLD ASR GRP	0896	69566	CA
ALTA HEALTH & LIFE INSURANCE COMPANY	CIGNA HLTH GRP	0901	67369	IN
CIGNA DENTAL HEALTH OF MISSOURI INC	CIGNA HLTH GRP	0901	11160	MO
CIGNA HEALTHCARE OF OHIO INC D/B/A CIGNA HEALTHCARE OF KANSAS/MISSOURI	CIGNA HLTH GRP	0901	95209	OH
CIGNA HEALTHCARE OF ST LOUIS INC	CIGNA HLTH GRP	0901	95635	MO
CIGNA LIFE INSURANCE COMPANY OF NEW YORK	CIGNA HLTH GRP	0901	64548	NY
CONNECTICUT GENERAL LIFE INS CO	CIGNA HLTH GRP	0901	62308	CT
LIFE INSURANCE COMPANY OF NORTH AMERICA	CIGNA HLTH GRP	0901	65498	PA
JOHN HANCOCK LIFE & HEALTH INSURANCE COMPANY	JOHN HANCOCK GRP	0904	93610	DE
JOHN HANCOCK LIFE INSURANCE COMPANY	JOHN HANCOCK GRP	0904	65099	MA
JOHN HANCOCK LIFE INSURANCE COMPANY (USA)	JOHN HANCOCK GRP	0904	65838	MI
JOHN HANCOCK VARIABLE LIFE INSURANCE COMPANY	JOHN HANCOCK GRP	0904	90204	MA
COLORADO BANKERS LIFE INS CO	HCSC GRP	0917	84786	CO
FORT DEARBORN LIFE INSURANCE COMPANY	HCSC GRP	0917	71129	IL
HCSC INSURANCE SERVICES COMPANY	HCSC GRP	0917	78611	IL
HEALTH CARE SERVICE CORPORATION	HCSC GRP	0917	70670	IL
JACKSON NATIONAL LIFE INSURANCE COMPANY	JACKSON NATL GRP	0918	65056	MI
DIAMOND STATE INSURANCE COMPANY	UNITED NATL GRP	0920	42048	IN
UNITED NATIONAL CASUALTY INSURANCE COMPANY	UNITED NATL GRP	0920	11445	IN
UNITED NATIONAL SPECIALTY INSURANCE COMPANY	UNITED NATL GRP	0920	41335	WI
INSURANCE COMPANY OF THE WEST	ICW GRP	0922	27847	CA
NATIONAL AMERICAN INSURANCE COMPANY OF CALIFORNIA	DHC GRP	0930	23671	CA
ACACIA LIFE INSURANCE CO	Unifi GRP	0943	60038	DC
AMERITAS LIFE INSURANCE CORP	Unifi GRP	0943	61301	NE
UNION CENTRAL LIFE INSURANCE COMPANY	Unifi GRP	0943	80837	OH
AMERICAN PIONEER LIFE INSURANCE COMPANY	UNIVERSAL AMER FIN CORP GRP	0953	60763	FL
AMERICAN PROGRESSIVE LIFE AND HEALTH INSURANCE COMPANY OF NEW YORK	UNIVERSAL AMER FIN CORP GRP	0953	80624	NY
CONSTITUTION LIFE INSURANCE COMPANY	UNIVERSAL AMER FIN CORP GRP	0953	62359	TX
MARQUETTE NATIONAL LIFE INSURANCE COMPANY	UNIVERSAL AMER FIN CORP GRP	0953	71072	TX

ALPHABETIC COMPANY NAME ORDER

COMPANY NAME	GROUP NAME	GROUP CODE	COMPANY CODE	STATE OF DOMICILE
PENNSYLVANIA LIFE INSURANCE COMPANY	UNIVERSAL AMER FIN CORP GRP	0953	67660	PA
PYRAMID LIFE INSURANCE COMPANY	UNIVERSAL AMER FIN CORP GRP	0953	68284	KS
UNION BANKERS INSURANCE COMPANY	UNIVERSAL AMER FIN CORP GRP	0953	69701	TX
ADVANTA INSURANCE COMPANY	ADVANTA INS GRP	0954	33987	AZ
AXA CORPORATE SOLUTIONS LIFE REINSURANCE COMPANY	AXA INS GRP	0968	68365	DE
AXA EQUITABLE LIFE AND ANNUITY COMPANY	AXA INS GRP	0968	62880	CO
AXA EQUITABLE LIFE INSURANCE COMPANY	AXA INS GRP	0968	62944	NY
AXA INSURANCE COMPANY	AXA INS GRP	0968	33022	NY
AXA RE PROPERTY AND CASUALTY INSURANCE COMPANY	AXA INS GRP	0968	16187	DE
MONY LIFE INSURANCE COMPANY	AXA INS GRP	0968	66370	NY
MONY LIFE INSURANCE COMPANY OF AMERICA	AXA INS GRP	0968	78077	AZ
U S FINANCIAL LIFE INSURANCE COMPANY	AXA INS GRP	0968	84530	OH
FIDELITY INVESTMENTS LIFE INS CO	FIDELITY INVESTMENT INS & ANN GRP	0981	93696	UT
AMERICAN CONTRACTORS INDEMNITY COMPANY	HCC INS HOLDINGS GRP	0984	10216	CA
AVEMCO INSURANCE COMPANY	HCC INS HOLDINGS GRP	0984	10367	MD
HCC INSURANCE COMPANY	HCC INS HOLDINGS GRP	0984	36781	IN
HCC LIFE INSURANCE COMPANY	HCC INS HOLDINGS GRP	0984	92711	IN
PERICO LIFE INSURANCE COMPANY	HCC INS HOLDINGS GRP	0984	85561	DE
PIONEER GENERAL INSURANCE COMPANY	HCC INS HOLDINGS GRP	0984	12670	CO
U S SPECIALTY INSURANCE COMPANY	HCC INS HOLDINGS GRP	0984	29599	TX
MEDMARC CASUALTY INSURANCE COMPANY	MEDMARK INS GRP	1113	22241	VT
FINANCIAL PACIFIC INSURANCE COMPANY	MERCER INS GRP	1114	31453	CA
CENTRAL UNITED LIFE INSURANCE COMPANY	Harris Ins Holdings Grp	1117	61883	AR
FAMILY LIFE INSURANCE COMPANY	Harris Ins Holdings Grp	1117	63053	TX
INVESTORS CONSOLIDATED INSURANCE COMPANY	Harris Ins Holdings Grp	1117	85189	NH
MANHATTAN LIFE INSURANCE COMPANY	Harris Ins Holdings Grp	1117	65870	NY
EVEREST NATIONAL INSURANCE COMPANY	EVEREST REINS HOLDINGS GRP	1120	10120	DE
EVEREST REINSURANCE COMPANY	EVEREST REINS HOLDINGS GRP	1120	26921	DE
DAKOTA TRUCK UNDERWRITERS	RAS DAKOTA GRP	1124	34924	SD
FIRST DAKOTA INDEMNITY COMPANY	RAS DAKOTA GRP	1124	10351	SD
ATLANTIC SPECIALTY INSURANCE COMPANY	WHITE MOUNTAINS GRP	1129	27154	NY
CAMDEN FIRE INSURANCE ASSOCIATION THE	WHITE MOUNTAINS GRP	1129	21946	NJ
EMPLOYERS FIRE INSURANCE COMPANY	WHITE MOUNTAINS GRP	1129	20648	MA
ESSENTIA INSURANCE COMPANY	WHITE MOUNTAINS GRP	1129	37915	MO
ESURANCE INSURANCE COMPANY	WHITE MOUNTAINS GRP	1129	25712	WI
ESURANCE INSURANCE COMPANY OF NEW JERSEY	WHITE MOUNTAINS GRP	1129	21741	WI
ESURANCE PROPERTY & CASUALTY INSURANCE COMPANY	WHITE MOUNTAINS GRP	1129	30210	CA
HOUSTON GENERAL INSURANCE COMPANY	WHITE MOUNTAINS GRP	1129	38849	TX
NORTHERN ASSURANCE COMPANY OF AMERICA	WHITE MOUNTAINS GRP	1129	38369	MA
ONEBEACON AMERICA INSURANCE COMPANY	WHITE MOUNTAINS GRP	1129	20621	MA
ONEBEACON INSURANCE COMPANY	WHITE MOUNTAINS GRP	1129	21970	PA
PENNSYLVANIA GENERAL INSURANCE COMPANY	WHITE MOUNTAINS GRP	1129	21962	PA
SYMETRA LIFE INSURANCE COMPANY	WHITE MOUNTAINS GRP	1129	68608	WA
SYMETRA NATIONAL LIFE INSURANCE COMPANY	WHITE MOUNTAINS GRP	1129	90581	WA
WHITE MOUNTAINS REINSURANCE COMPANY OF AMERICA	WHITE MOUNTAINS GRP	1129	38776	NY
COMMERCIAL LOAN INSURANCE CORPORATION	PMI GRP	1135	18732	WI
FINANCIAL GUARANTY INSURANCE COMPANY	PMI GRP	1135	12815	NY
PMI INSURANCE CO	PMI GRP	1135	10287	AZ
PMI MORTGAGE INSURANCE COMPANY	PMI GRP	1135	27251	AZ
CAMBRIDGE LIFE INSURANCE COMPANY	COVENTRY CORP GRP	1137	81000	MO
COVENTRY HEALTH AND LIFE INSURANCE COMPANY	COVENTRY CORP GRP	1137	81973	DE
COVENTRY HEALTH CARE OF KANSAS INC	COVENTRY CORP GRP	1137	95489	KS
FIRST HEALTH LIFE & HEALTH INSURANCE COMPANY	COVENTRY CORP GRP	1137	90328	TX
GROUP HEALTH PLAN INC	COVENTRY CORP GRP	1137	96377	MO
HEALTHCARE USA OF MISSOURI LLC	COVENTRY CORP GRP	1137	95318	MO
PROSELECT NATIONAL INSURANCE COMPANY INC	PROMUTUAL GRP	1154	20400	AZ
WINDSOR LIFE INSURANCE COMPANY	OPTIMUM GRP	1167	65960	TX
GENERALI U S BRANCH	GENERALI GRP	1169	11231	NY
GENERALI USA LIFE REASSURANCE COMPANY	GENERALI GRP	1169	97071	MO
MEDAMERICA INSURANCE COMPANY	Lifetime HlthCare Grp	1186	69515	PA
VISION SERVICE PLAN INSURANCE COMPANY	VISION SERV PLAN GRP	1189	32395	MO
HARMONY HEALTH PLAN OF ILLINOIS INC D/B/A HARMONY HEALTH PLAN OF MISSOURI	WELLCARE GRP	1199	11229	IL
WELLCARE HEALTH INSURANCE OF ARIZONA INC	WELLCARE GRP	1199	83445	AZ
WELLCARE HEALTH INSURANCE OF ILLINOIS	WELLCARE GRP	1199	64467	IL
WELLCARE PRESCRIPTION INSURANCE INC	WELLCARE GRP	1199	10155	FL
COX HEALTH SYSTEMS HMO INC	COX INS GRP	1203	95530	MO
COX HEALTH SYSTEMS INSURANCE COMPANY	COX INS GRP	1203	60040	MO
GRAY CASUALTY & SURETY COMPANY THE	GRAY INS GRP	1208	10671	LA
GRAY INSURANCE COMPANY THE	GRAY INS GRP	1208	36307	LA
NATIONAL GUARDIAN LIFE INSURANCE COMPANY	NATIONAL GUARDIAN LIFE INS GRP	1211	66583	WI
SETTLERS LIFE INSURANCE COMPANY	NATIONAL GUARDIAN LIFE INS GRP	1211	97241	WI
DIRECT GENERAL INSURANCE COMPANY	DIRECT GEN GRP	1213	42781	IN
DIRECT GENERAL LIFE INSURANCE COMPANY	DIRECT GEN GRP	1213	97705	SC
DIRECT LIFE INSURANCE COMPANY	DIRECT GEN GRP	1213	71919	GA
DIRECT NATIONAL INSURANCE COMPANY	DIRECT GEN GRP	1213	23736	AR

ALPHABETIC COMPANY NAME ORDER

COMPANY NAME	GROUP NAME	GROUP CODE	COMPANY CODE	STATE OF DOMICILE
TEACHERS INSURANCE AND ANNUITY ASSOCIATION OF AMERICA	TIAA FAMILY GRP	1216	69345	NY
TIAA-CREF LIFE INSURANCE COMPANY	TIAA FAMILY GRP	1216	60142	NY
PENN AMERICA INSURANCE COMPANY	PENN AMER GRP	1218	32859	PA
UNITED SECURITY ASSURANCE COMPANY OF PENNSYLVANIA	UNITED SECURITY ASSUR GRP	1223	42129	PA
BAR PLAN MUTUAL INSURANCE COMPANY THE	BAR PLAN GRP	1228	29513	MO
BAR PLAN SURETY AND FIDELITY COMPANY, THE	BAR PLAN GRP	1228	10966	MO
RESPONSE INSURANCE COMPANY	RESPONSE INS GRP	1234	43044	CT
RESPONSE WORLDWIDE INSURANCE COMPANY	RESPONSE INS GRP	1234	26050	CT
WARNER INSURANCE COMPANY	RESPONSE INS GRP	1234	26085	CT
WEST BEND MUTUAL INSURANCE COMPANY	WEST BEND MUT GRP	1243	15350	WI
AMBAC ASSURANCE CORPORATION	AMBAC ASSUR CORP GRP	1248	18708	WI
CONNIE LEE INS COMPANY	AMBAC ASSUR CORP GRP	1248	24961	WI
FORETHOUGHT LIFE INSURANCE COMPANY	FORETHOUGHT FIN SERV GRP	1266	91642	IN
SIGNIFICA INSURANCE GROUP INC	HOSPITAL SERV ASSN OF NEPA GRP	1270	67636	PA
FIRST PROFESSIONALS INSURANCE COMPANY INC	FPIC INS GRP	1272	33383	FL
INTERLEX INSURANCE COMPANY	FPIC INS GRP	1272	10037	MO
INTERMED INSURANCE COMPANY	FPIC INS GRP	1272	33367	MO
ARCH INDEMNITY INSURANCE COMPANY	Arch Ins Grp	1279	30830	NE
ARCH INSURANCE COMPANY	Arch Ins Grp	1279	11150	MO
ARCH REINSURANCE COMPANY	Arch Ins Grp	1279	10348	NE
GREAT WESTERN INSURANCE COMPANY	GREAT WESTERN CO GRP	1280	71480	UT
GENERAL FIDELITY INSURANCE COMPANY	BANKAMERICA CORP GRP	1281	30007	SC
GENERAL FIDELITY LIFE INSURANCE CO	BANKAMERICA CORP GRP	1281	93521	SC
GREENWICH INSURANCE COMPANY	XL AMER GRP	1285	22322	DE
XL INSURANCE AMERICA INC	XL AMER GRP	1285	24554	DE
XL LIFE INSURANCE AND ANNUITY COMPANY	XL AMER GRP	1285	88080	IL
XL RE LIFE AMERICA INC	XL AMER GRP	1285	80586	CT
XL REINSURANCE AMERICA INC	XL AMER GRP	1285	20583	NY
XL SPECIALTY INSURANCE COMPANY	XL AMER GRP	1285	37885	DE
BANKERS RESERVE LIFE INSURANCE COMPANY OF WISCONSIN	CENTENE CORP GRP	1295	71013	WI
CELTIC INSURANCE COMPANY	CENTENE CORP GRP	1295	80799	IL
ANSUR AMERICA INSURANCE COMPANY	FRANKENMUTH MUT GRP	1309	10984	MI
FORTUITY INSURANCE COMPANY	FRANKENMUTH MUT GRP	1309	10985	MI
FRANKENMUTH MUTUAL INSURANCE COMPANY	FRANKENMUTH MUT GRP	1309	13986	MI
CITIZENS INSURANCE COMPANY	CITIZENS FIN INC GRP	1310	11665	KY
CITIZENS SECURITY LIFE INS CO	CITIZENS FIN INC GRP	1310	61921	KY
UNITED LIBERTY LIFE INSURANCE COMPANY	CITIZENS FIN INC GRP	1310	82694	OH
DENTISTS BENEFITS INSURANCE COMPANY	OREGON DENTAL GRP	1313	18813	OR
KNIGHTBROOK INSURANCE COMPANY	EXCESS REINS GRP	1316	13722	DE
AUTO CLUB FAMILY INSURANCE COMPANY	Auto Club Enterprises Ins Grp	1318	27235	MO
AUTOMOBILE CLUB INTER-INSURANCE EXCHANGE	Auto Club Enterprises Ins Grp	1318	15512	MO
LITITZ MUTUAL INSURANCE COMPANY	LITITZ MUT GRP	1319	14400	PA
GENERAL FIRE & CASUALTY COMPANY	American Farmers & Ranchers Grp	1321	37931	ID
AMERICAN SERVICE INSURANCE COMPANY	KINGSWAY GRP	1326	42897	IL
LINCOLN GENERAL INSURANCE COMPANY	KINGSWAY GRP	1326	33855	PA
MENDAKOTA INSURANCE COMPANY	KINGSWAY GRP	1326	22454	MN
MENDOTA INSURANCE COMPANY	KINGSWAY GRP	1326	33650	MN
UNIVERSAL CASUALTY COMPANY	KINGSWAY GRP	1326	42862	IL
AMERICAN AMICABLE LIFE INSURANCE COMPANY OF TEXAS	AMERICAN AMICABLE GRP	1327	68594	TX
OCCIDENTAL LIFE INSURANCE COMPANY OF NORTH CAROLINA	AMERICAN AMICABLE GRP	1327	67148	NC
PIONEER AMERICAN INSURANCE COMPANY	AMERICAN AMICABLE GRP	1327	67873	TX
PIONEER SECURITY LIFE INSURANCE COMPANY	AMERICAN AMICABLE GRP	1327	67946	TX
BALBOA INSURANCE COMPANY	Balboa Ins Grp	1330	24813	CA
BALBOA LIFE INSURANCE COMPANY	Balboa Ins Grp	1330	68160	CA
MERITPLAN INSURANCE COMPANY	Balboa Ins Grp	1330	24821	CA
STONINGTON INSURANCE COMPANY	Glencoe US Holdings Grp	1331	10340	TX
MEMIC INDEMNITY COMPANY	MAINE EMPLOYERS MUT INS GRP	1332	11030	NH
STONEWALL INSURANCE COMPANY	DUKES PLACE HOLDINGS GRP	1343	22276	RI
AMERICAN SAFETY CASUALTY INSURANCE COMPANY	AMERICAN SAFETY HOLDING GRP	1346	39969	OK
S USA LIFE INSURANCE COMPANY INC	SBLI USA GRP	1347	60183	AZ
STANDARD INSURANCE COMPANY	STANCORP FIN GRP	1348	69019	OR
MOLINA HEALTHCARE INSURANCE COMPANY	Molina Healthcare Inc GRP	1531	69647	OH
DALLAS NATIONAL INSURANCE COMPANY	Dallas Gen Grp	1631	32271	TX
ISMIE MUTUAL INSURANCE COMPANY	ISMIE Grp	2358	32921	IL
ALPHA DENTAL PROGRAMS INC	Dentegra Grp	2479	95163	TX
DELTA DENTAL INSURANCE COMPANY	Dentegra Grp	2479	81396	DE
DENTEGRA INSURANCE COMPANY	Dentegra Grp	2479	73474	DE
MILWAUKEE CASUALTY INSURANCE CO	Amtrust Grp	2538	26662	WI
SECURITY NATIONAL INSURANCE COMPANY	Amtrust Grp	2538	19879	TX
TECHNOLOGY INSURANCE COMPANY	Amtrust Grp	2538	42376	NH
TRINITY UNIVERSAL INSURANCE COMPANY OF KANSAS INC	Amtrust Grp	2538	15954	KS
WESCO INSURANCE COMPANY	Amtrust Grp	2538	25011	DE
OM FINANCIAL LIFE INSURANCE COMPANY	Old Mut US Life Holding Grp	2598	63274	MD
NCMIC INSURANCE COMPANY	NCMIC Grp	2638	15865	IA
PROFESSIONAL SOLUTIONS INSURANCE COMPANY	NCMIC Grp	2638	11127	IA

ALPHABETIC COMPANY NAME ORDER

COMPANY NAME	GROUP NAME	GROUP CODE	COMPANY CODE	STATE OF DOMICILE
AMERICAN EQUITY INVESTMENT LIFE INSURANCE COMPANY	American Equity Investment Grp	2658	92738	IA
MEDICAL ASSURANCE COMPANY INC THE	ProAssurance Corp Grp	2698	33391	AL
PHYSICIANS INSURANCE COMPANY OF WISCONSIN	ProAssurance Corp Grp	2698	23400	WI
PRONATIONAL INSURANCE COMPANY	ProAssurance Corp Grp	2698	38954	MI
UNITED HERITAGE LIFE INSURANCE COMPANY	United Heritage Mut Grp	2878	63983	ID
PACIFIC SPECIALTY INSURANCE COMPANY	Western Serv Contract Grp	2898	37850	CA
THRIVENT FINANCIAL FOR LUTHERANS	Thrivent Financial For Lutherans Grp	2938	56014	WI
THRIVENT LIFE INSURANCE COMPANY	Thrivent Financial For Lutherans Grp	2938	97721	MN
MITSUI SUMITOMO INSURANCE COMPANY OF AMERICA	Mitsui Sumitomo Ins Grp	2978	20362	NY
MITSUI SUMITOMO INSURANCE USA INC	Mitsui Sumitomo Ins Grp	2978	22551	NY
TNUS INSURANCE COMPANY	Tokio Marine Holdings Inc GRP	3098	32301	NY
TOKIO MARINE & NICHIDO FIRE INSURANCE CO LTD	Tokio Marine Holdings Inc GRP	3098	12904	NY
TRANS PACIFIC INSURANCE COMPANY	Tokio Marine Holdings Inc GRP	3098	41238	NY
EASTERN LIFE AND HEALTH INSURANCE COMPANY	Eastern Holding Co Grp	3158	62804	PA
EMPLOYERS SECURITY INSURANCE COMPANY	Eastern Holding Co Grp	3158	32005	IN
EQUITY INSURANCE COMPANY	Home State Ins Grp	3179	28746	TX
SOMPO JAPAN INSURANCE COMPANY OF AMERICA	Sompo Japan Ins Grp	3219	11126	NY
ALLIED WORLD NATIONAL ASSURANCE COMPANY	Allied World Assur Holding Grp	3239	10690	NH
ALLIED WORLD REINSURANCE COMPANY	Allied World Assur Holding Grp	3239	22730	NJ
VICTORIA INSURANCE COMPANY	AJK Holdings Grp	3299	29033	TX
FIRST ACCEPTANCE INSURANCE COMPANY INC	First Acceptance Ins Grp	3362	10336	TX
AMCOMP ASSURANCE CORPORATION	Employers Grp	3363	25402	FL
AMCOMP PREFERRED INSURANCE COMPANY	Employers Grp	3363	10346	FL
PRODUCERS AGRICULTURE INSURANCE COMPANY	Producers Lloyds Grp	3382	34312	TX
REINSURANCE COMPANY OF AMERICA INC	Kernan Grp	3384	26549	IL
MERCY HEALTH PLANS	Mercy Hlth Plans Grp	3386	11529	MO
MERCY HEALTH PLANS OF MISSOURI INC	Mercy Hlth Plans Grp	3386	95309	MO
BRAVO HEALTH INSURANCE COMPANY INC	Bravo Hlth Inc Grp	3387	12784	DE
AXIS INSURANCE COMPANY	AXIS Capital Grp	3416	37273	IL
AXIS REINSURANCE COMPANY	AXIS Capital Grp	3416	20370	NY
CAPITOL LIFE INSURANCE COMPANY	Heritage Guar Grp	3436	61581	TX
HEALTHSPRING LIFE & HEALTH INSURANCE COMPANY INC	NewQuest Grp	3477	12902	TX
AMERICAN HALLMARK INSURANCE COMPANY OF TEXAS	Hallmark Fin Serv Grp	3478	43494	TX
HALLMARK INSURANCE COMPANY	Hallmark Fin Serv Grp	3478	34037	AZ
MERCHANTS BONDING COMPANY (MUTUAL)	Merchants Bonding Co Grp	3479	14494	IA
COMMUNITY HEALTH PLAN	Heartland Hlth Grp	3486	95145	MO
COMMUNITY HEALTH PLAN INSURANCE COMPANY	Heartland Hlth Grp	3486	92681	MO
SOUTHERN INSURANCE COMPANY	Delek Grp	3489	19216	TX
GUARANTEE INSURANCE COMPANY	SM Mariano Grp	3493	11398	FL
HILLSTAR INSURANCE COMPANY	Infinity Prop & Cas Ins Grp	3495	10068	IN
INFINITY ASSURANCE INSURANCE COMPANY	Infinity Prop & Cas Ins Grp	3495	39497	OH
INFINITY AUTO INSURANCE COMPANY	Infinity Prop & Cas Ins Grp	3495	11738	OH
INFINITY CASUALTY INSURANCE COMPANY	Infinity Prop & Cas Ins Grp	3495	21792	OH
INFINITY INDEMNITY INSURANCE COMPANY	Infinity Prop & Cas Ins Grp	3495	10061	IN
INFINITY INSURANCE COMPANY	Infinity Prop & Cas Ins Grp	3495	22268	IN
INFINITY PREMIER INSURANCE COMPANY	Infinity Prop & Cas Ins Grp	3495	37001	IN
INFINITY SAFEGUARD INSURANCE COMPANY	Infinity Prop & Cas Ins Grp	3495	16802	OH
INFINITY SELECT INSURANCE COMPANY	Infinity Prop & Cas Ins Grp	3495	20260	IN
INFINITY SPECIALTY INSURANCE COMPANY	Infinity Prop & Cas Ins Grp	3495	31925	OH
INFINITY STANDARD INSURANCE COMPANY	Infinity Prop & Cas Ins Grp	3495	12599	IN
QUANTA INDEMNITY COMPANY	Quanta US Holdings Grp	3496	23752	CO
RANCHERS AND FARMERS INSURANCE COMPANY	Mirage Interests Grp	3497	11853	TX
IMPERIAL CASUALTY AND INDEMNITY COMPANY	Providence Holdings Inc Grp	3499	11487	OK
PROVIDENCE PROPERTY & CASUALTY INSURANCE COMPANY	Providence Holdings Inc Grp	3499	28711	OK
AMERICAN SPECIALTY HEALTH INSURANCE COMPANY	American Specialty Grp	3502	84697	IL
PACO ASSURANCE COMPANY INC	PICA Grp	3504	10222	IL
PODIATRY INSURANCE COMPANY OF AMERICA A MUTUAL COMPANY	PICA Grp	3504	14460	IL
SCOTTISH RE LIFE CORPORATION	Scottish Re Grp	3506	90670	DE
AMERICAN REPUBLIC CORP INSURANCE COMPANY	American Republic Mut Grp	3527	67679	NE
AMERICAN REPUBLIC INSURANCE COMPANY	American Republic Mut Grp	3527	60836	IA
WORLD CORP INSURANCE COMPANY	American Republic Mut Grp	3527	79987	NE
WORLD INSURANCE COMPANY	American Republic Mut Grp	3527	70629	NE
AMERICAN EQUITY SPECIALTY INSURANCE COMPANY	Travelers Grp	3548	10819	CT
ATHENA ASSURANCE COMPANY	Travelers Grp	3548	41769	MN
ATLANTIC INSURANCE COMPANY	Travelers Grp	3548	22209	TX
AUTOMOBILE INS CO OF HARTFORD CT	Travelers Grp	3548	19062	CT
CHARTER OAK FIRE INSURANCE CO THE	Travelers Grp	3548	25615	CT
DISCOVER PROPERTY AND CASUALTY INSURANCE COMPANY	Travelers Grp	3548	36463	IL
FARMINGTON CASUALTY COMPANY	Travelers Grp	3548	41483	CT
FIDELITY & GUARANTY INSURANCE UNDERWRITERS	Travelers Grp	3548	25879	WI
FIDELITY AND GUARANTY INSURANCE COMPANY	Travelers Grp	3548	35386	IA
GULF UNDERWRITERS INSURANCE COMPANY	Travelers Grp	3548	42811	CT
NORTHFIELD INSURANCE COMPANY	Travelers Grp	3548	27987	IA
NORTHLAND INSURANCE COMPANY	Travelers Grp	3548	24015	MN
PHOENIX INSURANCE COMPANY THE	Travelers Grp	3548	25623	CT

ALPHABETIC COMPANY NAME ORDER

COMPANY NAME	GROUP NAME	GROUP CODE	COMPANY CODE	STATE OF DOMICILE
SEABOARD SURETY COMPANY	Travelers Grp	3548	22535	NY
ST PAUL FIRE & MARINE INSURANCE COMPANY	Travelers Grp	3548	24767	MN
ST PAUL GUARDIAN INSURANCE COMPANY	Travelers Grp	3548	24775	MN
ST PAUL MEDICAL LIABILITY INSURANCE COMPANY	Travelers Grp	3548	41750	MN
ST PAUL MERCURY INSURANCE COMPANY	Travelers Grp	3548	24791	MN
ST PAUL PROTECTIVE INSURANCE COMPANY	Travelers Grp	3548	19224	IL
STANDARD FIRE INSURANCE COMPANY	Travelers Grp	3548	19070	CT
TRAVCO INSURANCE COMPANY	Travelers Grp	3548	28188	CT
TRAVELERS CASUALTY AND SURETY COMPANY	Travelers Grp	3548	19038	CT
TRAVELERS CASUALTY AND SURETY COMPANY OF AMERICA	Travelers Grp	3548	31194	CT
TRAVELERS CASUALTY COMPANY OF CONNECTICUT	Travelers Grp	3548	36170	CT
TRAVELERS CASUALTY INSURANCE COMPANY OF AMERICA	Travelers Grp	3548	19046	CT
TRAVELERS COMMERCIAL CASUALTY COMPANY	Travelers Grp	3548	40282	CT
TRAVELERS COMMERCIAL INSURANCE COMPANY	Travelers Grp	3548	36137	CT
TRAVELERS HOME AND MARINE INSURANCE COMPANY THE	Travelers Grp	3548	27998	CT
TRAVELERS INDEMNITY COMPANY	Travelers Grp	3548	25658	CT
TRAVELERS INDEMNITY COMPANY OF AMERICA	Travelers Grp	3548	25666	CT
TRAVELERS INDEMNITY COMPANY OF CONNECTICUT	Travelers Grp	3548	25682	CT
TRAVELERS PERSONAL INSURANCE COMPANY	Travelers Grp	3548	38130	CT
TRAVELERS PROPERTY CASUALTY COMPANY OF AMERICA	Travelers Grp	3548	25674	CT
TRAVELERS PROPERTY CASUALTY INSURANCE COMPANY	Travelers Grp	3548	36161	CT
UNITED STATES FIDELITY & GUARANTY COMPANY	Travelers Grp	3548	25887	MD
CATERPILLAR INSURANCE COMPANY	Caterpillar Grp	3569	11255	MO
CATERPILLAR LIFE INSURANCE COMPANY	Caterpillar Grp	3569	11997	MO
MAXUM CASUALTY INSURANCE COMPANY	Maxum Specialty Ins Grp	3589	10784	DE
EVERGREEN NATIONAL INDEMNITY COMPANY	ProAlliance Grp	3592	12750	OH
AFFIRMATIVE INSURANCE COMPANY	Affirmative Ins Grp	3596	42609	IL
INSURA PROPERTY AND CASUALTY INSURANCE COMPANY	Affirmative Ins Grp	3596	38806	IL
PERMANENT GENERAL ASSURANCE CORPORATION	PGC Holding Corp Grp	3638	37648	TN
OMNI INDEMNITY COMPANY	American Independent Ins Grp	3678	34940	IL
OMNI INSURANCE COMPANY	American Independent Ins Grp	3678	39098	IL
DELTA DENTAL OF MISSOURI	Delta Dental Plan of MO GRP	3680	55697	MO
ESSEX BENEFITS INSURANCE COMPANY INC	Delta Dental Plan of MO GRP	3680	12278	MO
ESSEX DENTAL BENEFITS INC	Delta Dental Plan of MO GRP	3680	47035	MO
TOWER INSURANCE COMPANY OF NEW YORK	Tower Grp	3703	44300	NY
TOWER NATIONAL INSURANCE COMPANY	Tower Grp	3703	43702	MA
KODIAK INSURANCE COMPANY	Partners Ltd Grp	3724	29750	NJ
CARDIF LIFE INSURANCE COMPANY	Cardif Holdings Grp	3764	71455	KS
CARDIF PROPERTY AND CASUALTY INSURANCE COMPANY	Cardif Holdings Grp	3764	21075	TX
SAGICOR LIFE INSURANCE COMPANY	Sagicor Fin Corp Grp	3766	60445	TX
AMERICAN AGRI-BUSINESS INSURANCE COMPANY	Endurance Grp	3786	12548	TX
ENDURANCE AMERICAN INSURANCE COMPANY	Endurance Grp	3786	10641	DE
ENDURANCE REINSURANCE CORPORATION OF AMERICA	Endurance Grp	3786	11551	DE
GEOVERA INSURANCE COMPANY	GeoVera Holdings Inc Grp	3829	10799	CA
COMMONWEALTH ANNUITY AND LIFE INSURANCE COMPANY	Goldman Sachs Grp	3891	84824	MA
FIRST ALLMERICA FINANCIAL LIFE INSURANCE COMPANY	Goldman Sachs Grp	3891	69140	MA
IMT INSURANCE COMPANY (MUTUAL)	IMT Mut Holding Grp	3991	14257	IA
AMERICAN CONTINENTAL INSURANCE COMPANY	Genworth Fin Grp	4011	12321	TN
CONTINENTAL LIFE INS CO OF BRENTWOOD TN	Genworth Fin Grp	4011	68500	TN
GENWORTH FINANCIAL ASSURANCE CORPORATION	Genworth Fin Grp	4011	37095	NC
GENWORTH HOME EQUITY INSURANCE CORPORATION	Genworth Fin Grp	4011	41432	NC
GENWORTH LIFE AND ANNUITY INSURANCE COMPANY	Genworth Fin Grp	4011	65536	VA
GENWORTH LIFE INSURANCE COMPANY	Genworth Fin Grp	4011	70025	DE
GENWORTH MORTGAGE INSURANCE CORPORATION	Genworth Fin Grp	4011	38458	NC
GENWORTH MORTGAGE INSURANCE CORPORATION OF NORTH CAROLINA	Genworth Fin Grp	4011	16675	NC
GENWORTH RESIDENTIAL MORTGAGE INSURANCE CORPORATION OF NORTH CAROLINA	Genworth Fin Grp	4011	29823	NC
VEREX ASSURANCE INCORPORATED	Genworth Fin Grp	4011	18759	WI
RVI NATIONAL INSURANCE COMPANY	RVI Grp	4071	23132	CT
ADMIRAL LIFE INSURANCE COMPANY OF AMERICA	State Mut Co Grp	4172	71390	AZ
STATE MUTUAL INSURANCE COMPANY	State Mut Co Grp	4172	69132	GA
WILTON REASSURANCE COMPANY	Wilton Re Grp	4213	66133	MN
WILTON REASSURANCE LIFE COMPANY OF NEW YORK	Wilton Re Grp	4213	60704	NY
RESOURCE LIFE INSURANCE COMPANY	The Warranty Grp	4254	61506	IL
VIRGINIA SURETY COMPANY INC	The Warranty Grp	4254	40827	IL
NOVA CASUALTY COMPANY	AIX Grp	4257	42552	NY
SENTRUITY CASUALTY COMPANY	TD Friedkin Grp	4277	12870	TX
SFM MUTUAL INSURANCE COMPANY	SFM Grp	4279	11347	MN
AMERICAN CAPITOL INSURANCE COMPANY	JT Correll Grp	4299	60291	TX
UNIVERSAL GUARANTY LIFE INSURANCE COMPANY	JT Correll Grp	4299	70130	OH
HOUSING AUTHORITY PROPERTY INSURANCE A MUTUAL COMPANY	Housing Authority Prop Grp	4359	10069	VT
DELOS INSURANCE COMPANY	Lightyear Delos Grp	4381	35408	DE
AMERICAN COMPENSATION INSURANCE COMPANY	Rockhill Holding Grp	4463	45934	MN
BLOOMINGTON COMPENSATION INSURANCE COMPANY	Rockhill Holding Grp	4463	12311	MN
PLAZA INSURANCE COMPANY	Rockhill Holding Grp	4463	30945	MO
GERBER LIFE INSURANCE COMPANY	Nestle SA Grp	4483	70939	NY

ALPHABETIC COMPANY NAME ORDER

COMPANY NAME	GROUP NAME	GROUP CODE	COMPANY CODE	STATE OF DOMICILE
CONGRESS LIFE INSURANCE COMPANY	Lehman Brothers Grp	4484	73504	AZ
DENTAL SOURCE OF MISSOURI & KANSAS INC	Dental Economics GRP	4506	48160	MO
FIRST CONTINENTAL LIFE & ACCIDENT INSURANCE COMPANY	Dental Economics GRP	4506	64696	TX
IRONSHORE INDEMNITY INC	Ironshore Grp	4509	23647	MN
DRIVERS INSURANCE COMPANY	National Guar Grp	4511	19011	OK
AIOI INSURANCE COMPANY OF AMERICA	AIOI Ins Grp	4513	34886	NY
SAVINGS BANK LIFE INSURANCE COMPANY OF MASSACHUSETTS THE	Savings Bank Life Grp	4553	70435	MA
CATLIN INSURANCE COMPANY INC	Catlin US Ins Grp	4574	19518	TX
GREAT NORTHWEST INSURANCE COMPANY	GNW Acquisition Corp Gro	4576	26654	IN
ESSENCE LLP	Essence Grp	4597	11699	MO

This publication may be provided in alternative formats such as Braille, large print or audio cassette. Please direct your request to the Department of Insurance, Financial Institutions and Professional Registrations' Personnel officer at 573-751-4126.

The Missouri Department of Insurance, Financial Institutions and Professional Registration is an Equal Opportunity Employer.